

Weatherly Index 170
No. AP95N49S
Issue 4
Supersedes No.
AP95N49S
Issue 3



1995
& NEWER

**Exhaust
Systems
Catalog**



:: Mufflers :: Exhaust Pipes :: Catalytic Converters :: Accessories ::

Modèles 95 et suivants - Échappements
Tubos de escape del 95 y posteriores

SILENCIEUX · TUYAUX · CONVERTISSEURS CATALYTIQUES · ACCESSOIRES
SILENCIADORES · TUBOS · CONVERTIDORES CATALÍTICOS · ACCESORIOS


Be Car Care Aware™





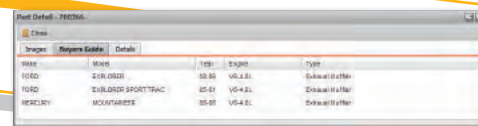
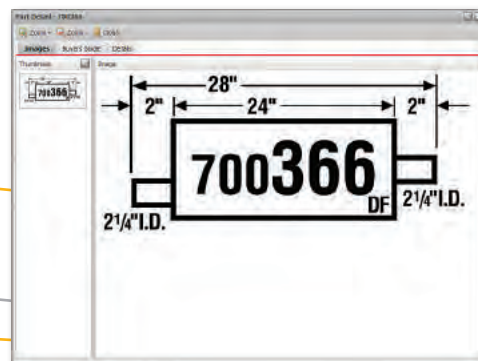

ONLINE CATALOG & APPLICATIONS

Explore AP's website and mobile app to discover more about our products and the markets that we serve.

Through the online section of AP's website you can view complete OE replacement systems, performance exhaust and catalytic converters.

View up-to-date coverage enhancements, VIN and Plate lookup, and company news.

apexhaust.com



COUNTERPERSON & INSTALLER TRAINING



At AP, we are committed to the development and growth of our customers. As a part of this commitment, we offer online education and training courses for the Counterperson and the Technician/Installer.

These courses are designed to enhance the knowledge base for professionals as they practice their crafts by introducing the many offerings of AP Exhaust Technologies.

elearning.apexhaust.com



THE MANUFACTURING PROCESS



ENGINEERING

ENGINEERING

AP Exhaust Technologies is recognized as one of the world's most innovative producers of after-market exhaust and emission systems. At AP, development of these products begins in our engineering technical center

where application research, and the use of state-of-the-art CAD systems, connect with prototyping, and tooling design processes for quicker development and release of new exhaust and emission products.



MANUFACTURING

MANUFACTURING

The minute a part is sold, the process begins for replenishment. AP deploys throughout its 440,000 ft² manufacturing facility a linked production system that consistently produces parts for an on-time delivery to our distribution center. Advanced automation, robotics, and computer controlled equipment assure that quality parts are in position at the right time.

With multiple production areas ranging from steel coil processing, muffler assembly, pipe bending, and catalytic converter welding this modern approach to manufacturing reduces production lead times, and improves the quality of the products and accentuates the responsiveness to AP customer needs.

DISTRIBUTION

DISTRIBUTION

AP's strength is in our consistently high order fill rate maintained across all product lines. From our 250,000 ft² distribution center, daily shipments are processed quickly and accurately assuring that AP customers have the products they need in stock at all times. Using the latest in distribution processes and equipment, AP is leading the way in customer service and delivery.




COMPREHENSIVE PRODUCT ASSORTMENT

OE REPLACEMENT



WELDED ASSEMBLIES



CATALYTIC CONVERTERS



PREBENT PIPES



PERFORMANCE



HEAVY DUTY



MADE IN USA

INLET

HOW TO USE THIS CATALOG

Revised format:

The format of the exhaust application section of this catalog has been enhanced to simplify the look-up process. All specific vehicle application diagrams are listed in order by make, model, and then year, sequenced first by numbers then by letter.

To find your exhaust application quickly, follow these easy steps:

1. Locate the vehicle make and model in the Table of Contents section and proceed to the page number listed.
2. Applications are listed in order by newest to oldest model years. The first application listed will contain the newest year of coverage available, then going from the smallest to the largest model engine.
3. Appropriate footnote explanations will appear at the bottom of each page.
4. When optional parts are available, the information will appear at the bottom of each exhaust diagram image.

comment utiliser ce catalogue

Nouveau format :

La section d'applications d'échappement de ce catalogue bénéficie d'un format amélioré, visant à simplifier le processus de recherche. Tous les schémas d'applications spécifiques aux véhicules sont listés par marque, par modèle et par année, avec un classement utilisant d'abord les chiffres puis les lettres.

Pour trouver rapidement votre application d'échappement, exécutez la procédure simple ci-dessous :

1. Dans la section Table of Contents (Table des matières), repérez la marque et le modèle du véhicule, puis reportez-vous à la page indiquée.
2. Les applications sont énumérées selon un ordre allant des modèles les plus récents aux plus anciens. La première application listée correspond à l'année la plus récente disponible et présente les détails en allant du plus petit moteur au plus gros.
3. Des notes supplémentaires apparaissent au besoin dans le bas de chaque page.
4. Si des pièces optionnelles sont disponibles, les informations correspondantes apparaissent dans le bas de chaque schéma d'échappement.

cómo utilizar este catálogo

Formato revisado:

El formato de la sección de aplicaciones de escape de este catálogo se ha mejorado para simplificar el proceso de búsqueda. Todos los diagramas específicos de la aplicación para vehículos figuran en orden por marca, modelo y año, con una secuencia primero por número y luego, por letra.

Para encontrar la aplicación de escape rápidamente, siga estos pasos simples:

1. Ubique la marca y el modelo del vehículo en la sección Tabla de contenidos y continúe en el número de página indicado.
2. Las aplicaciones aparecen ordenadas por año de modelos, de los más nuevos a los más antiguos. La primera aplicación contiene el año de cobertura disponible más nuevo; luego va del modelo de motor más pequeño al más grande.
3. En la nota al pie que se encuentra en la parte inferior de cada página aparecerán las explicaciones correspondientes.
4. Si existen partes opcionales, la información aparecerá en la parte inferior de cada imagen del diagrama del escape.

TABLE OF CONTENTS

Exhaust System Certification Information

All exhaust system parts listed in this catalog comply with the exhaust system noise certification regulations of the state of California (CA).

GENERAL INFORMATION

Model To Make Index	5
Engine Displacement Conversion Charts	7
How To Identify Model Year	8
Exhaust System Certification	9
GM Catalytic Converter Identification ..	9
OBD II	10
OBD II EPA Letter	11

ACURA	12
ASUNA	19
AUDI	20
BMW	29
BUICK	37
CADILLAC	51
CHEVROLET (Incl. GMC Trucks) ...	60
CHRYSLER	176
DAEWOO	197
DODGE (Incl. Plymouth Trucks) ...	198
EAGLE	246
FORD	249
GEO	336
HONDA	338
HUMMER	358
HYUNDAI	360
INFINITI	375
ISUZU	383
JAGUAR	396
JEEP	397
KIA	409
LAND ROVER	420
LEXUS	423
LINCOLN	431
MAZDA	440
MERCEDES	467
MERCURY	470
MINI	486
MITSUBISHI	487
NISSAN	496
OLDSMOBILE	533
PLYMOUTH Cars	
(Trucks - See Dodge)	543
PONTIAC	547
RAM	573
SAAB	575
SATURN	580
SCION	588

SUBARU	589
SUZUKI	603
TOYOTA	612
VOLKSWAGEN	658
VOLVO	676

PERFORMANCE

Xlerator Stainless Performance Steel Mufflers	688
VX Series High Performance Mufflers	692
VR Series Race Performance Mufflers	694
Big Max Turbo Mufflers	695
Chevrolet/GMC Truck Performance Mufflers	700
Dual Exhaust Popular Options	701
Heavy Duty Truck Mufflers	702
Cherry Bomb Mufflers & Accessories ..	703
Chrome Tips	720
Stainless Tips	723
Tail Spouts	725

GENERAL INFORMATION

MSL / Maximum Muffler Specifications By Part Number ...	726
Muffler Dimensions By Cross Section	762
Enforcer Glasspacks	804
Enforcer Aluminized Turbopacks & Torpedopacks	806
Enforcer Header Accessories	807
Gasket Illustration By Part Number	808
Bracket & Hanger Illustrations	812

ACCESSORIES

Clamps	816
Hangers	822
Brackets & Straps	824
Rubber Grommets	826
Heat Shields, Heat Risers, Split Flanges & Stud Repair Kits	827
Bolts, Nuts & Screws	828
Studs, Washers & Shims	829
Manifold Shoulder Bolts & Springs	830
Joint Connector	831
Universal Flanges	832
Exhaust Pipe Flange Charts	833
Exhaust Gasket Charts	836
Elbows	845
Reducers & Connectors	850
Adapters	852
Flex Couplings	854
Universal Y-Pipes & Tubing	855
Flex Tubing, Flex Connectors	856
Straight Tubing	858
Installer Tools	859

Informations sur la certification du système d'échappement

Tous les composants du système d'échappement figurant dans ce catalogue respectent la réglementation de certification pour le bruit des systèmes d'échappement en vigueur dans l'État de Californie (CA).

INFORMATIONS GÉNÉRALES

Index des modèles et des marques . . .	5
Tableaux de conversion de la cylindrée	7
Comment identifier l'année-modèle d'un véhicule	8
Certification des systèmes d'échappement	9
Identification des convertisseurs catalytiques GM	9
OBD II	10
Lettre de l'EPA concernant les systèmes OBD II	11

ACURA	12
ASUNA	19
AUDI	20
BMW	29
BUICK	37
CADILLAC	51
CHEVROLET (Camions GMC Incl.)	60
CHRYSLER	176
DAEWOO	197
DODGE (Camions Plymouth Incl.)	198
EAGLE	246
FORD	249
GEO	336
HONDA	338
HUMMER	358
HYUNDAI	360
INFINITI	375
ISUZU	383
JAGUAR	396
JEEP	397
KIA	409
LAND ROVER	420
LEXUS	423
LINCOLN	431
MAZDA	440
MERCEDES	467
MERCURY	470
MINI	486
MITSUBISHI	487
NISSAN	496
OLDSMOBILE	533
PLYMOUTH Carros	
(Camiones - Ver de Dodge)	543
PONTIAC	547
RAM	573
SAAB	575
SATURN	580
SCION	588
SUBARU	589
SUZUKI	603

TOYOTA	612
VOLKSWAGEN	658
VOLVO	676

PERFORMANCE

Silencieux Xlerator haute performance en acier inoxydable .	688
Silencieux haute performance série VX	692
Silencieux haute performance de compétition série VR	694
Silencieux Big Max Turbo	695
Silencieux performance camion Chevrolet/GMC	700
Options populaires de double échappement	701
Silencieux super-robustes pour camions	702
Cherry Bomb Silencieux et accessoires . .	703
Extrémités chromées	720
Extrémités en acier inoxydable	723
Becs d'échappement	725

INFORMATIONS GÉNÉRALES

Spécifications de silencieux MSL/Maximum par numéro de pièce . . .	726
Dimensions des silencieux par section transversale	762
Glasspacks Enforcer	804
Turbopacks et Torpedopacks Enforcer aluminés	806
Accessoires de tête Enforcer	807
Illustrations des joints par numéros des pièce	808
Illustrations des supports et fixations	812

ACCESSOIRES

Brides	816
Fixations	822
Supports et sangles	824
Ceilllets en caoutchouc	826
Écrans thermiques, volets de réchauffeur, coupleurs fendus et trousses de réparation de goujons	827
Boulons, écrous et vis	828
Goujons, rondelles et cales	829
Boulons à épaulement et ressorts de collecteur	830
Cosse de raccordement	831
Accouplements universels	832
Tableaux d'accouplements de tuyau d'échappement	833
Tableaux de joints d'échappement . .	836
Coudes	845
Réducteurs et connecteurs	850
Manchons	852
Coupleurs flexible	854
Tubes et tuyaux en Y universels	855
Tubes flexibles, connecteurs flexibles	856
Tubes droits	858
Outils d'installateur	859

Información de certificación del sistema de escape

Todas las piezas del sistema de escape que se enumeran en este catálogo cumplen con las normas de certificación de ruido de los sistemas de escape del estado de California. (CA)

INFORMACIÓN GENERAL

Modelo para realizar el índice	5
Tablas de conversión de desplazamiento del motor	7
Cómo identificar el año del modelo ...	8
Certificación del sistema de escape ...	9
Identificación del Convertidor catalítico GM	9
OBD II	10
OBD II Carta de la agencia de protección medioambiental	11

ACURA	12
ASUNA	19
AUDI	20
BMW	29
BUICK	37
CADILLAC	51
CHEVROLET (Camións GMC Incl.) ..	60
CHRYSLER	176
DAEWOO	197
DODGE (Camións Plymouth Incl.) ..	198
EAGLE	246
FORD	249
GEO	336
HONDA	338
HUMMER	358
HYUNDAI	360
INFINITI	375
ISUZU	383
JAGUAR	396
JEEP	397
KIA	409
LAND ROVER	420
LEXUS	423
LINCOLN	431
MAZDA	440
MERCEDES	467
MERCURY	470
MINI	486
MITSUBISHI	487
NISSAN	496
OLDSMOBILE	533
PLYMOUTH Coches	543
(Camións - Ver Dodge)	547
PONTIAC	573
RAM	575
SAAB	580
SATURN	588
SCION	589
SUBARU	589
SUZUKI	603

TOYOTA	612
VOLKSWAGEN	658
VOLVO	676

RENDIMIENTO

Silenciadores de rendimiento	
Xlerator de acero inoxidable	688
Silenciadores de alto rendimiento VX Series	692
Silenciadores de rendimiento para carreras VR Series	694
Silenciadores turbo Big Max	695
Silenciadores de rendimiento camión Chevrolet/GMC	700
Opciones populares de sistema de escape doble	701
Silenciadores de alta resistencia para camiones	702
Cherry Bomb	703
Silenciadores y Accesorios .	
Puntas de cromo	720
Puntas inoxidables	723
Picos de escape	725

INFORMACIÓN GENERAL

Especificaciones del silenciador MSL/Maximum por número de pieza	726
Dimensiones del silenciador visto transversalmente	762
Glasspacks Enforcer	804
Silenciadores aluminizados	
Turbopacks y Torpedopacks	
Enforcer	806
Accesorios de cabecera Enforcer ...	807
Ilustraciones de juntas por número de parte	808
Ilustraciones de ménsulas y soportes	812

ACCESORIOS

Abrazaderas	816
Colgadores	822
Cintas y abrazaderas	824
Los ojaes de goma	826
Escudos de calor, aumentadores, bridas abiertas y kits de reparación de pernos	827
Pernos, tuercas y tornillos	828
Pernos, arandelas y cuñas	829
Muelles y pernos del colector trasero	830
Conector de unión	831
Bridas universales	832
Tablas de bridas del tubo de escape	833
Tablas de juntas del tubo de escape	836
Juntas	845
Reductores y conectores	850
Adaptadores	852
Acoplamiento flexibles	854
Tubos y tuberías en Y universales ..	855
Tubos flexibles, conectores flexibles	856
Tubos rectos	858
Herramientas de instalación	859

MODEL TO MAKE INDEX

INDEX DES MODÈLES ET DES MARQUES MODELO PARA REALIZAR EL ÍNDICE

MODEL / MODÈLE / MODELO	MAKE / MARQUE / MARCA	MODEL / MODÈLE / MODELO	MAKE / MARQUE / MARCA	MODEL / MODÈLE / MODELO	MAKE / MARQUE / MARCA
3	Mazda	B3000	Mazda	Deville	Cadillac
5	Mazda	B4000	Mazda	Diamante	Mitsubishi
6	Mazda	Beetle	Volkswagen	Discovery	Land Rover
88	Oldsmobile	Beretta	Chevrolet	DTS	Cadillac
98	Oldsmobile	Blazer	Chevrolet/GMC	Durango	Dodge/Plymouth
626	Mazda	Bonneville	Pontiac	E-100/E-150 Econoline	Ford
850	Volvo	Bravada	Oldsmobile	E-200/E-250 Econoline	Ford
900	Saab	Breeze	Plymouth	E-300/E-350 Econoline	Ford
929	Mazda	Bronco	Ford	E320	Mercedes-Benz
940	Volvo	C series (2WD)	Chevrolet/GMC	E430	Mercedes-Benz
9000	Saab	C10/C15/C1500 Pickup	Chevrolet/GMC	Echo	Toyota
9-3	Saab	C10/C15/C1500 Suburban	Chevrolet/GMC	Eclipse	Mitsubishi
9-5	Sabb	C20/C25/C2500 Pickup	Chevrolet/GMC	Edge	Ford
200 Series	Chrysler	C20/C25/C2500 Suburban	Chevrolet/GMC	El Camino	Chevrolet
200SX	Nissan	C220	Mercedes-Benz	Elantra	Hyundai
240SX	Nissan	C280	Mercedes-Benz	Eldorado	Cadillac
300 Series	Chrysler	C30/C35/C3500 Pickup	Chevrolet/GMC	Electra	Buick
3000GT	Mitsubishi	C70	Volvo	Element	Honda
300C	Chrysler	Cabrio	Volkswagen	Enclave	Buick
300M	Chrysler	Caliber	Dodge	Entourage	Hyundai
300ZX	Nissan	Camaro	Chevrolet	Envoy	Chevrolet/GMC
318 series	BMW	Camry	Toyota	EOS	Volkswagen
323 series	BMW	Canyon	Chevrolet/GMC	Equator	Suzuki
325 series	BMW	Caprice	Chevrolet	Equinox	Chevrolet/GMC
328 series	BMW	Caravan	Dodge/Plymouth	ES300	Lexus
330 series	BMW	Cavalier	Chevrolet	ES330	Lexus
350Z	Nissan	CC	Volkswagen	ES350	Lexus
4Runner	Toyota	Celica	Toyota	Escalade	Cadillac
528 series	BMW	Century	Buick	Escape	Ford
A3	Audi	Charger	Dodge	Escort	Ford
A4	Audi	Cherokee	Jeep	Estate Wagon	Buick
A6	Audi	Cirrus	Chrysler	Esteem	Suzuki
Acadia	Chevrolet/GMC	Civic	Honda	Eurovan	Volkswagen
Accent	Hyundai	CL	Acura	Excursion	Ford
Acclaim	Plymouth	Classic	Chevrolet	Expedition	Ford
Accord	Honda	Cobalt	Chevrolet	Explorer	Ford
Achieva	Oldsmobile	Colorado	Chevrolet/GMC	Explorer Sport Trac	Ford
Aerio	Suzuki	Colt	Plymouth	Express	Chevrolet/GMC
Aerostar	Ford	Commander	Jeep	F Series	Ford
Alero	Oldsmobile	Commercial Chassis	Cadillac	F100/F150 Pickup	Ford
Allure	Buick	Compass	Jeep	F250 Pickup	Ford
Altima	Nissan	Concorde	Chrysler	F350 Pickup	Ford
Amanti	Kia	Continental	Lincoln	F450 series	Ford
Amigo	Isuzu	Contour	Ford	F53/F59 Motor Home	Ford
Armada	Nissan	Cooper	Mini	F550 series	Ford
Ascender	Isuzu	Corolla	Toyota	Fiesta	Ford
Aspen	Chrysler	Corsica	Chevrolet	Firebird	Pontiac
Aspire	Ford	Corvette	Chevrolet	Firefly	Pontiac
Astro	Chevrolet/GMC	Cougar	Mercury	Fit	Honda
Aurora	Oldsmobile	Crown Victoria	Ford	Five Hundred	Ford
Avalanche	Chevrolet/GMC	Cruze	Chevrolet	FJ Cruiser	Toyota
Avalon	Toyota	CR-V	Honda	Fleetwood	Cadillac
Avenger	Dodge	CTS	Cadillac	Flex	Ford
Aveo	Chevrolet	Cube	Nissan	Focus	Ford
Aviator	Lincoln	Cutlass	Oldsmobile	Forenza	Suzuki
Axxess	Nissan	Cutlass Ciera	Oldsmobile	Forester	Subaru
Azera	Hyundai	Cutlass Supreme	Oldsmobile	Freelander	Land Rover
Aztek	Pontiac	CX-9	Mazda	Freestar	Ford
B100/B150 Van	Dodge/Plymouth	D21 Pickup	Nissan	Freestyle	Ford
B200/B250 Van	Dodge/Plymouth	Dakota	Dodge/Plymouth	Frontier	Nissan
B2300	Mazda	Denali	Chevrolet/GMC	Fusion	Ford
B2500	Mazda			FX35	Infiniti
B300/B350 Van	Dodge/Plymouth				

MODEL TO MAKE INDEX

INDEX DES MODÈLES ET DES MARQUES
MODELO PARA REALIZAR EL ÍNDICE

MODEL / MODÈLE / MODELO	MAKE / MARQUE / MARCA	MODEL / MODÈLE / MODELO	MAKE / MARQUE / MARCA	MODEL / MODÈLE / MODELO	MAKE / MARQUE / MARCA
FX45	Infiniti	LS400	Lexus	Previa	Toyota
G10/G15/G1500 Van	Chevrolet/GMC	LS430	Lexus	Prius	Toyota
G20	Infiniti	LSS	Oldsmobile	Prizm	Chevrolet
G20/G25/G2500 Van	Chevrolet/GMC	Lucerne	Buick	Prizm	Geo
G30/G35/G3500 Van	Chevrolet/GMC	Lumina	Chevrolet	Probe	Ford
G35/G37	Infiniti	Lumina APV	Chevrolet/GMC	Protégé	Mazda
G5	Pontiac	LX450	Lexus	PT Cruiser	Chrysler
G6	Pontiac	LX470	Lexus	Pursuit	Pontiac
Galant	Mitsubishi	M35	Infiniti	Quest	Nissan
Golf	Volkswagen	Magnum	Dodge	QX4	Infiniti
Grand Am	Pontiac	Malibu	Chevrolet	QX56	Infiniti
Grand Caravan	Dodge/Plymouth	Mariner	Mercury	R1500	Dodge/Plymouth
Grand Cherokee	Jeep	Mark LT	Lincoln	R2500	Dodge/Plymouth
Grand Marquis	Mercury	Mark VIII	Lincoln	R3500	Dodge/Plymouth
Grand Prix	Pontiac	Matrix	Toyota	Rabbit	Volkswagen
Grand Vitara	Suzuki	Maxima	Nissan	Raider	Mitsubishi
Grand Voyager	Dodge/Plymouth	MDX	Acura	Rainier	Buick
Grand Wagoneer	Jeep	Metro	Chevrolet	Ram 1500 Pickup	Dodge/Plymouth
GS300	Lexus	Metro	Geo	Ram 1500 Pickup	Ram
GTI	Volkswagen	Miata	Mazda	Ram 1500 Van Wagon (B150)	Dodge/Plymouth
GX470	Lexus	Milan	Mercury	Ram 2500 Pickup	Dodge/Plymouth
H2	Hummer	Millenia	Mazda	Ram 2500 Van Wagon (B250)	Dodge/Plymouth
H3	Hummer	Mirage	Mitsubishi	Ram 3500 Pickup	Dodge/Plymouth
Heritage pickup	Ford	MKX	Lincoln	Ram 3500 Van Wagon (B350)	Dodge/Plymouth
HHR	Chevrolet	MKZ	Lincoln	Ram C/V	Ram
Highlander	Toyota	ML320	Mercedes-Benz	Ram Dakota	Ram
Hombre	Isuzu	Montana	Pontiac	Ranger	Ford
I-280/I-290	Isuzu	Monte Carlo	Chevrolet	Range Rover	Land Rover
I30/I35	Infiniti	Montego	Mercury	RAV-4	Toyota
I-350/I-370	Isuzu	Monterey	Mercury	RDX	Acura
Impala	Chevrolet	Montero	Mitsubishi	Regal	Buick
Impreza	Subaru	Mountaineer	Mercury	Regency	Oldsmobile
Impreza Outback	Subaru	MPV	Mazda	Relay	Saturn
Integra	Acura	Murano	Nissan	Rendezvous	Buick
Intrepid	Dodge	Mustang	Ford	Reno	Suzuki
Intrigue	Oldsmobile	MX-3	Mazda	Ridgeline	Honda
Ion	Saturn	MX-5 Miata	Mazda	Rio	Kia
IS250	Lexus	MX-6	Mazda	Riviera	Buick
Jetta	Volkswagen	Mystique	Mercury	RL	Acura
Jimmy	Chevrolet/GMC	Navigator	Lincoln	Roadmaster	Buick
Juke	Nissan	Neon	Dodge	Rodeo	Isuzu
K series (4WD)	Chevrolet/GMC	Neon	Plymouth	Rogue	Nissan
K10/K15/K1500 Pickup	Chevrolet/GMC	New Yorker	Chrysler	Routan	Volkswagen
K10/K15/K1500 Suburban	Chevrolet/GMC	Nitro	Dodge	RSX	Acura
K20/K25/K2500 Pickup	Chevrolet/GMC	Nubira	Daewoo	RX300	Lexus
K20/K25/K2500 Suburban	Chevrolet/GMC	Oasis	Isuzu	RX330	Lexus
K30/K35/K3500 Pickup	Chevrolet/GMC	Odyssey	Honda	RX350	Lexus
L Series	Saturn	Optima	Kia	RX400H	Lexus
Lacrosse	Buick	Outback	Subaru	RX-8	Mazda
Lancer	Mitsubishi	Outlander	Mitsubishi	S10 Blazer	Chevrolet/GMC
Landcruiser	Toyota	Outlook	Saturn	S10 Pickup (2WD)	Chevrolet/GMC
Lanos	Daewoo	P30/P35/P3500 series	Chevrolet/GMC	S15 Jimmy	Chevrolet/GMC
LeBaron	Chrysler	Pacifica	Chrysler	S15 Sonoma (2WD)	Chevrolet/GMC
Legacy	Subaru	Park Avenue	Buick	S4	Audi
Legacy Outback	Subaru	Paseo	Toyota	S40	Volvo
Leganza	Daewoo	Passat	Volkswagen	S6	Audi
Legend	Acura	Passport	Honda	S60	Volvo
LeSabre	Buick	Pathfinder	Nissan	S70	Volvo
LHS	Chrysler	Patriot	Jeep	S80	Volvo
Liberty	Jeep	Pickup	Isuzu	S-Type	Jaguar
LLV (Postal Vehicle)	Chevrolet/GMC	Pickup	Mitsubishi	Sable	Mercury
LS	Lincoln	Pickup	Toyota	Safari Van	Chevrolet/GMC
		Pilot	Honda	Samurai	Suzuki
		Prelude	Honda		

MODEL TO MAKE INDEX

INDEX DES MODÈLES ET DES MARQUES MODELO PARA REALIZAR EL ÍNDICE

MODEL / MODÈLE / MODELO	MAKE / MARQUE / MARCA	MODEL / MODÈLE / MODELO	MAKE / MARQUE / MARCA	MODEL / MODÈLE / MODELO	MAKE / MARQUE / MARCA
Santa Fe	Hyundai	Sunfire	Pontiac	Tucson	Hyundai
Savana	Chevrolet/GMC	Sunrunner	Asuna	Tundra	Toyota
SC Coupe	Saturn	SW Wagon	Saturn	Uplander	Chevrolet
Scoupe	Hyundai	Swift	Suzuki	V40	Volvo
Sebring	Chrysler	T10/T15 (4WD)	Chevrolet/GMC	V70	Volvo
Sedona	Kia	T100	Toyota	Venture	Chevrolet/GMC
Sentra	Nissan	Tacoma	Toyota	Venza	Toyota
Sephia	Kia	Tahoe	Chevrolet/GMC	Versa	Nissan
Sequoia	Toyota	Talon	Eagle	Vibe	Pontiac
Seville	Cadillac	Taurus	Ford	Villager	Mercury
Sidekick	Suzuki	TC	Scion	Vision	Eagle
Sienna	Toyota	Tercel	Toyota	Vitara	Suzuki
Sierra	Chevrolet/GMC	Terrain	Chevrolet/GMC	Voyager	Chrysler
Silhouette	Oldsmobile	Terraza	Buick	Voyager	Dodge/Plymouth
Silverado	Chevrolet/GMC	Thunderbird	Ford	Vue	Saturn
Skylark	Buick	Tiburon	Hyundai	Windstar	Ford
SL Sedan	Saturn	Titan	Nissan	Wrangler	Jeep
SLX	Acura	TL	Acura	X-90	Suzuki
Solara	Toyota	Torrent	Pontiac	X Series	BMW
Sonata	Hyundai	Town & Country	Chrysler	X5	BMW
Sonoma	Chevrolet/GMC	Town Car	Lincoln	X-Type	Jaguar
Sorento	Kia	Tracer	Mercury	XA	Scion
Soul	Kia	Tracker	Chevrolet/GMC	XB	Scion
Spectra	Kia	Tracker	Geo	XC70/XC90	Volvo
Spirit	Dodge	Trailblazer	Chevrolet/GMC	XG350	Hyundai
Sportage	Kia	Transit Connect	Ford	Xterra	Nissan
SRX	Cadillac	Trans Sport	Pontiac	Yaris	Toyota
Stealth	Dodge	Traverse	Chevrolet	Yukon	Chevrolet/GMC
Stratus	Dodge	Tribute	Mazda	Yukon XL	Chevrolet/GMC
STS	Cadillac	Trooper	Isuzu	Z3	BMW
Suburban	Chevrolet/GMC	TSX	Acura	Zephyr	Lincoln
Summit	Eagle	TT	Audi		

ENGINE DISPLACEMENT-CONVERSION CHARTS

CYLINDRÉE DU MOTEUR – TABLEAUX DE CONVERSION DESPLAZAMIENTO DEL MOTOR – TABLAS DE CONVERSIÓN

Domestic Cars

TO CONVERT:

CUBIC INCH TO LITER:

1 CUBIC INCH = .01639 LITER

Example:

351 x .01639 = 5.8L (5.75289)

LITER TO CUBIC INCH:

1 LITER = 61.02 CUBIC INCHES

Example:

5.8 (5.75289) X 61.02 = 351 CUBIC INCHES

Automobiles nord-américaines

POUR CONVERTIR :

POUCES CUBES EN LITRES :

1 POUCE CUBE = 0,01639 LITRE

Exemple :

351 x 0,01639 = 5,8 litres (5,75289)

LITRES EN POUCCES CUBES :

1 LITRE = 61,02 POUCE CUBE

Exemple :

5,8 (5,75289) X 61,02 = 351 POUCCES CUBES

Automóviles nacionales

PARA CONVERTIR:

PULGADAS CÚBICAS EN LITROS:

1 PULGADA CÚBICA = 0,01639 LITROS

Ejemplo:

351 x 0,01639 = 5,8L (5,75289)

LITROS EN PULGADAS CÚBICAS:

1 LITRO = 61,02 PULGADAS CÚBICAS

Ejemplo:

5,8 (5,75289) X 61,02 = 351 PULGADAS CÚBICAS

C.I.D.	LITER	C.I.D.	LITER	C.I.D.	LITER	C.I.D.	LITER
61	1.0	195, 196	3.2	350	5.7	525	8.6
79	1.3	200	3.3	351	5.8	551, 552	9.0
85	1.4	207, 208	3.4	359, 360	5.9	555	9.1
92	1.5	212, 214	3.5	368	6.0	568	9.3
98	1.6	225	3.7	378, 379	6.2	611	10.0
104, 105	1.7	229, 231, 232	3.8	390	6.4	636	10.4
110, 112	1.8	238, 239, 241	3.9	400, 403	6.6	638	10.5
116	1.9	250, 252	4.1	415	6.8	672, 673	11.0
121, 122	2.0	255, 258	4.2	420	6.9	707	11.6
134, 135	2.2	261	4.3	425, 426, 427	7.0	736	12.1
140	2.3	267	4.4	440	7.2	734	12.0
150, 151, 153	2.5	283	4.6	454	7.4	852, 855	14.0
156, 159	2.6	292	4.8	455, 460	7.5	864, 866	14.2
164, 165	2.7	300, 301, 302	4.9	470	7.7	893	14.6
170, 171, 173	2.8	304, 305, 307	5.0	488	8.0	903	14.8
177	2.9	318	5.2	495	8.1	927	15.2
181	3.0	323	5.3	500	8.2	1099	18.0
189	3.1	329	5.4	504	8.3	1150	18.8

HOW TO IDENTIFY MODEL YEAR

CÓMO IDENTIFICAR EL AÑO DEL MODELO
COMMENT IDENTIFIER L'ANNÉE-MOÛLE D'UN VÉHICULE

Making The Vehicle VIN Work For You

Since 1981 models, Vehicle Identification Numbers have been in a 17-character format.

Each character or group of characters explains a particular trait of that vehicle. To properly identify vehicle applications in this catalog, you will need to familiarize yourself with the following 3 characters:

Character #5 - Engine Code

Character #10 - Model Year

Character #11 - Assembly Plant location.

Procédure d'utilisation du VIN de votre véhicule

Depuis 1981, les numéros d'identification de véhicule (VIN) sont présentés sous un format de 17 caractères.

Chaque caractère ou groupe de caractères décrit une caractéristique du véhicule. Pour identifier correctement les applications présentées dans ce catalogue, vous devez vous familiariser avec les 3 caractères suivants :

Caractère n° 5 : Code de moteur

Caractère n° 10 : Année modèle

Caractère n° 11 : Site d'assemblage

Cómo hacer que el VIN del vehículo le resulte útil

A partir de los modelos 1981, los Números de identificación vehicular tienen un formato de 17 caracteres.


Cada carácter o grupo de caracteres explica una característica particular de ese vehículo. Para identificar adecuadamente las aplicaciones para vehículos de este catálogo, deberá familiarizarse con los 3 caracteres que figuran a continuación:

Carácter N.º 5: código del motor

Carácter N.º 10: año de modelo

Carácter N.º 11: ubicación de la planta de ensamble

A=1980	L=1990	Y=2000	A=2010
B=1981	M=1991	1=2001	B=2011
C=1982	N=1992	2=2002	C=2012
D=1983	P=1993	3=2003	D=2013
E=1984	R=1994	4=2004	E=2014
F=1985	S=1995	5=2005	F=2015
G=1986	T=1996	6=2006	G=2016
H=1987	V=1997	7=2007	H=2017
J=1988	W=1998	8=2008	J=2018
K=1989	X=1999	9=2009	K=2019



VIN Locations:

- Lower driver's side dashboard corner of windshield

OR

- On doorpost where driver's door latch meets.

On-Line VIN Decoding Help

Using Keywords:

- > Free VIN Check
- > Free VIN Decoder
- > Free VIN History
- > Free VIN Search

Emplacement du VIN :

- Sur la planche de bord côté conducteur, près du coin inférieur droit du pare-brise

OU

- Sur le montant de carrosserie où s'appuie la fermeture de portière du conducteur

Aide en ligne pour le décodage des NIV avec mots clés :

- > Contrôle de VIN gratuit
- > Décodeur de VIN gratuit
- > Historique de VIN gratuit
- > Recherche de VIN gratuite

Ubicación del Número de identificación vehicular (Vehicle Identification Number, VIN):

- Esquina del tablero del lado del conductor, en la parte inferior del parabrisas

O bien,

- En las jambas de las puertas donde se encuentra el picaporte de la puerta del conductor.

Ayuda para la decodificación del VIN en línea con palabras clave:

- > Verificación gratuita de VIN
- > Decodificador gratuito de VIN
- > Antecedentes gratuitos de VIN
- > Búsqueda gratuita de VIN

ENGINE SYSTEM CERTIFICATION

CERTIFICATION DES SYSTÈMES D'ÉCHAPPEMENT
CERTIFICACIÓN DEL SISTEMA DE ESCAPE

All exhaust system parts listed in this catalog comply with the exhaust system certification regulations of the state of California except as noted.

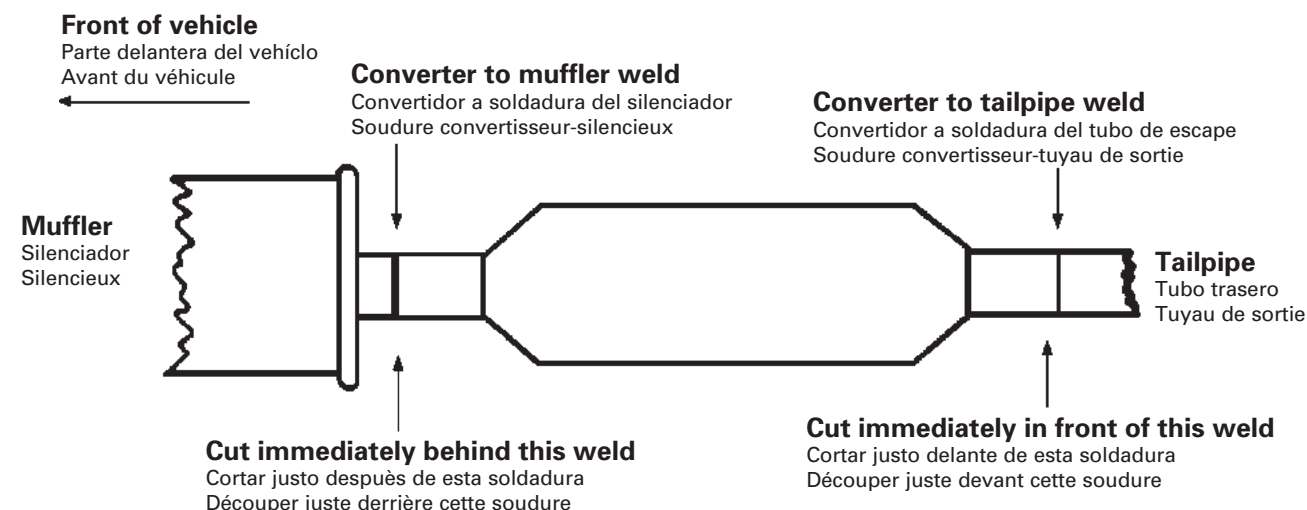
Toutes les pièces de système d'échappement figurant dans ce catalogue sont conformes à la réglementation californienne de certification des systèmes d'échappement, sauf avis contraire.

Todas las piezas del sistema de escape que se enumeran en este catálogo cumplen con las normas de certificación de sistemas de escape del estado de California excepto donde se indique.

REAR CONVERTERS CUT-OFF INSTRUCTIONS

INSTRUCCIONES DE CORTE DEL CONVERTIDOR TRASERO

INSTRUCTIONS DE DÉCOUPAGE DE CONVERTISSEUR ARRIÈRE



88-89 8 cyl., C3500, K3500

88-89 8 Cil., C3500, K3500

GM CATALYTIC CONVERTER IDENTIFICATION

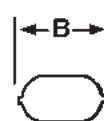

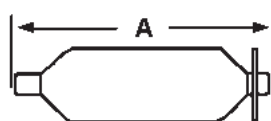
IDENTIFICATION DES CONVERTISSEURS CATALYTIQUES GM

IDENTIFICACIÓN DE CONVERTIDOR CATALÍTICO GM

GM cars were produced with various size catalytic converters. The drawings below show dimensions of the various converters available.

Les automobiles GM ont été produites avec des convertisseurs catalytiques de diverses grosseurs. Les schémas ci-dessous indiquent les dimensions des divers convertisseurs disponibles.

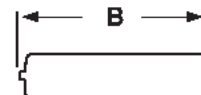

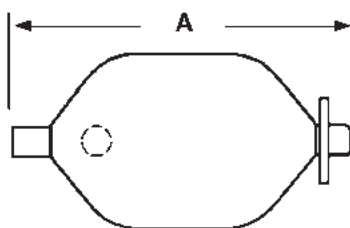
Todas las piezas del sistema de escape que se enumeran en este catálogo cumplen con las normas de certificación de sistemas de escape del estado de California excepto donde se indique.



GM Dual Bed Monolithic Converter		
	Dim. A	Dim. B
Full & Mid-Size Cars	18"	6½"
Chevette & T1000	15½"	6½"

Convertisseur monolithe substrat double GM		
	Dim. A	Dim. B
Automobiles pleine grandeur et intermédiaires	18"	6½"
Chevette & T1000	15½"	6½"

Convertidor monolítico GM de doble fondo		
	Dim. A	Dim. B
Vehículos de tamaño grande y mediano	18"	6½"
Chevette & T1000	15½"	6½"



GM Single Bed Monolithic Converter		
	Dim. A	Dim. B
Full & Mid-Size Cars	18"	12½"
Chevette & T1000	15½"	8½"

Convertisseur monolithe avec granules et substrat simple GM		
	Dim. A	Dim. B
Automobiles pleine grandeur et intermédiaires	18"	12½"
Chevette & T1000	15½"	8½"

Convertidor monolítico GM de fondo único		
	Dim. A	Dim. B
Vehículos de tamaño grande y mediano	18"	12½"
Chevette & T1000	15½"	8½"

GENERAL INFO

OBD II

A GENERAL DESCRIPTION

OBD II refers to the On Board Diagnostics Generation Two Emissions System. This system first came into use on some 1995 passenger cars and all 1996 passenger cars and light duty trucks (generally, trucks with a G.V.W. of less than 8,500 lbs.)

OBD II systems monitor all emission control related devices on the vehicle. The functions monitored are as follows:

- Catalyst Efficiency
- Oxygen Sensor Response
- Engine Misfire
- Evaporative Emission Leaks
- Fuel System Supply
- EGR System
- Secondary Air Injection System
- Engine Sensor Output

When a component or a system fails, the **MIL** (Malfunction Indicator Light), **Check Engine** light or **Service Engine** light will illuminate, alerting the driver that the vehicle needs servicing.

As for catalyst efficiency the system functions are as described below:

The OBD II system uses a rear or post converter oxygen sensor to monitor the percent content of oxygen leaving the catalyst as the engine fuel system cycles from rich to lean in response to the before catalyst (Pre-converter) oxygen sensor signal. The catalyst washcoat stores some oxygen during the lean cycles to aid in the oxidation process and releases it during the rich cycles. The rear oxygen sensor will produce a steady voltage signal if the catalyst oxygen storage capacity is correct. A fluctuating signal is an indication that the catalyst is not functioning properly and the **MIL** will come on.

Diagnosing is done with an OBD II scanner or through conventional sensor testing. Currently only the state of California prohibits the use of aftermarket converters for use on OBD II vehicles unless they have been shown to meet California Air Resources Board requirements. The United States Environmental Protection Agency does allow for aftermarket converter use and a copy of their position is shown on the following page.

If you have any problems or questions please call Customer Service at 1-800-277-2787,
Monday-Friday, 8AM to 5PM Eastern Standard Time.



UNITED STATES ENVIRONMENTAL PROTECTION AGENCY
WASHINGTON, D.C. 20460

August 2, 2000

OFFICE OF
AIR AND RADIATION

This is in response to your recent request for clarification concerning the sale of aftermarket converters for use on OBDII vehicles.

At the present time, the aftermarket converter policy does not specifically address the sale and/or use of aftermarket converters for OBDII vehicles. Therefore, at this time, my opinion is that companies can market and install aftermarket converters if they meet all the requirements of our policy, specify that their use will meet the requirements of the policy for these type of vehicles, specify which specific vehicles they can be used on, and provide the required warranty for the required time periods. The required aftermarket converter warranty should cover any converters in which the MIL illuminates because of a catalyst failure so manufacturers should only market aftermarket converters for those vehicles which are also good enough that the catalyst monitor will not detect a problem for the required 25,000 mile performance period. Thus, the liability for a catalyst failure within the required warranty period would be on the converter manufacturer and the installer if they market or install the aftermarket converters for those applications.

There are still restrictions that aftermarket converters can only be installed on vehicles under certain limited circumstances such as only after the emissions control warranty (8/80 for catalysts on 1995 and newer vehicles) expires, etc. Therefore, at this time, I see a limited need for these installations. However, this will obviously be more of an issue in the future.

I hope this responds to your questions. Please feel free to contact me if you have further questions, comments, or suggestions concerning this issue.

Sincerely,

Steve Albrink
Certification & Compliance Division
Office of Transportation and Air Quality

ACURA

ACURA CL

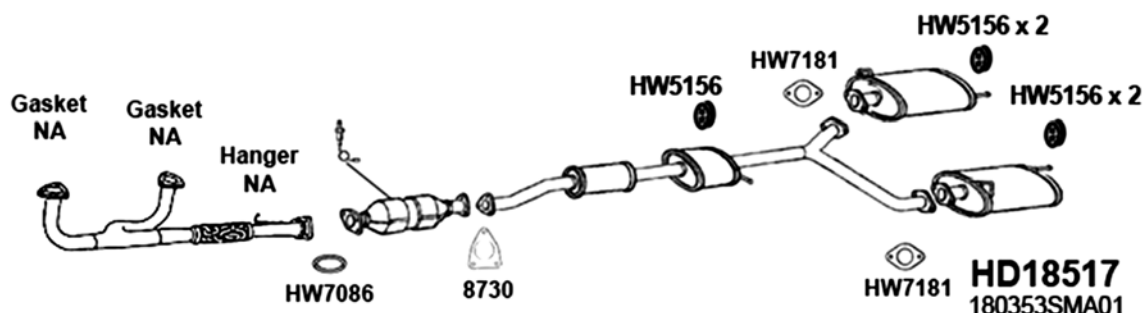
(AC105) 01-03 6 Cyl. CL, 3.2L Engine, exc. Type S Model

N.A.

642717⁽⁹⁵⁹⁾

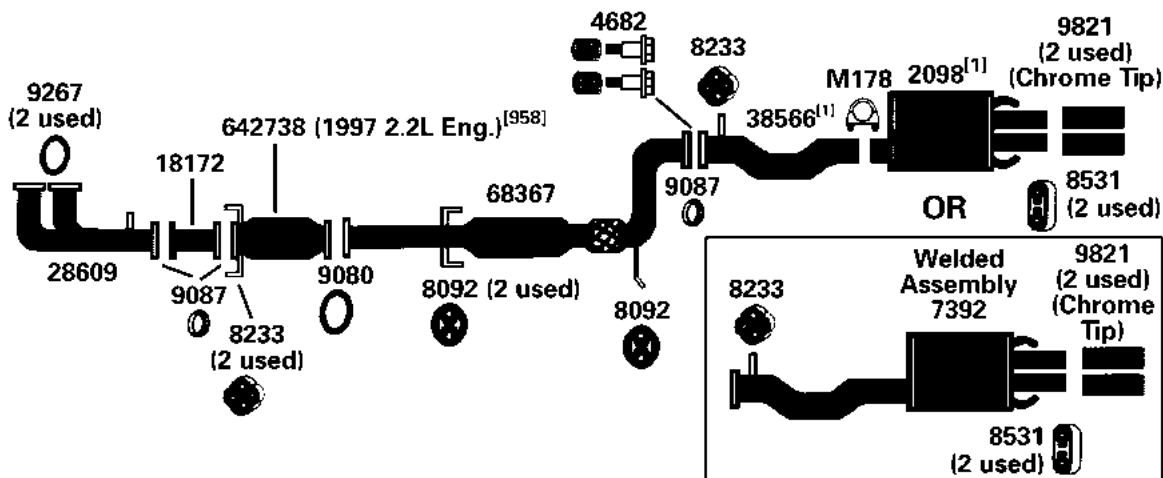
HD17015
18220S3MA01

HD18507
18030S3MA01



ANSA

(100565) 98-99 4 Cyl. CL, 2.3L Engine
1997 4 Cyl. CL, 2.2L Engine



DIRECT FIT MSL/MAXIMUM Muffler... Split System- 700188

NA-Not Available. NR-Not Required. FL-Remove and Re-Use Old Flange. ● Golden Warehouse. O.E.-Original Equipment.
Airtube Kit [4948] may be required to complete installation. EFI-Electronic Fuel Injection.

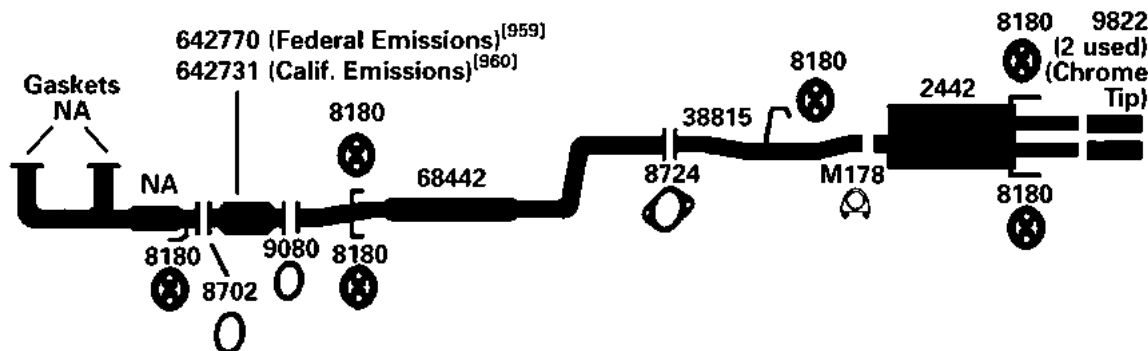
[1] OE system was a welded assembly. It is recommended that all parts noted [1] should be replaced.

[958] Federal & California Emissions. Not For Sale or Use on vehicles licensed in the state of CA & NY (NY vehicles with CA Emissions). Check with your state authority for details.

[959] Federal Emissions. Not For Sale or Use on vehicles licensed in the state of CA. Check with your state authority.

97-99 6 Cyl. CL, 3.0L Engine

(100600)

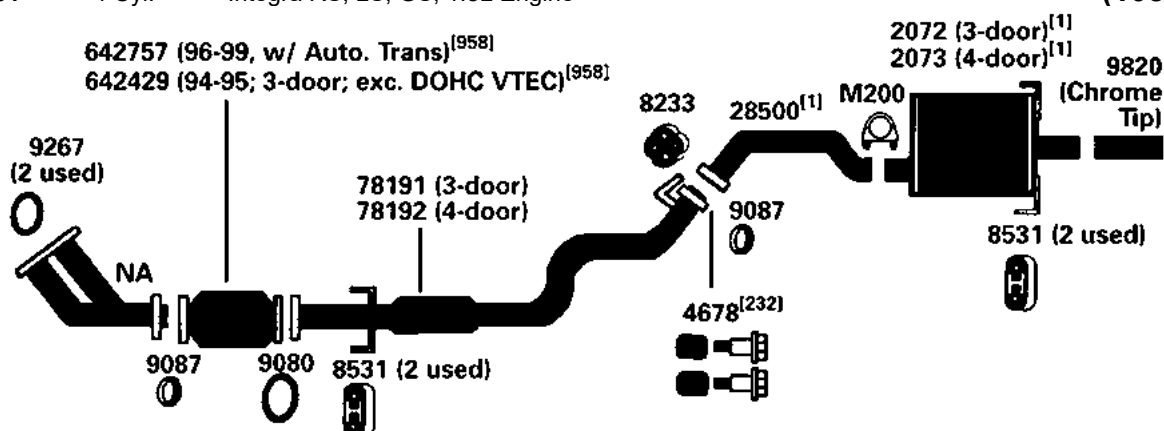


DIRECT FIT MSL/MAXIMUM Muffler... 700419

ACURA INTEGRA

95-01 4 Cyl. Integra RS, LS, GS; 1.8L Engine

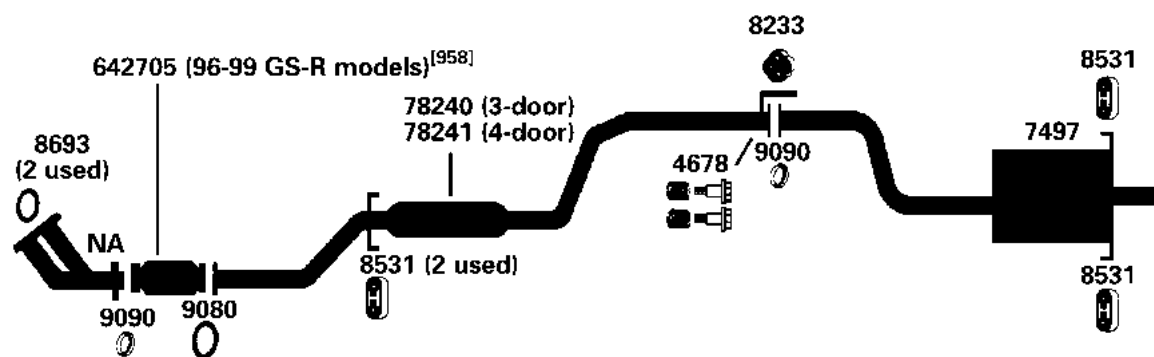
(10807)



DIRECT FIT MSL/MAXIMUM Muffler... 700351 (3-door), 700352 (4-door)

95-01 4 Cyl. Integra GS-R, Type R; 1.8L VTEC Engine

(100712)



NA-Not Available. NR-Not Required. FL-Remove and Re-Use Old Flange. ● Golden Warehouse. O.E.-Original Equipment.

Airtube Kit [4948] may be required to complete installation. EFI-Electronic Fuel Injection.

[1] OE system was a welded assembly. It is recommended that all parts noted [1] should be replaced.

[98] Refer to current Catalytic Converter catalog or Website catalog for availability.

[232] May not be required.

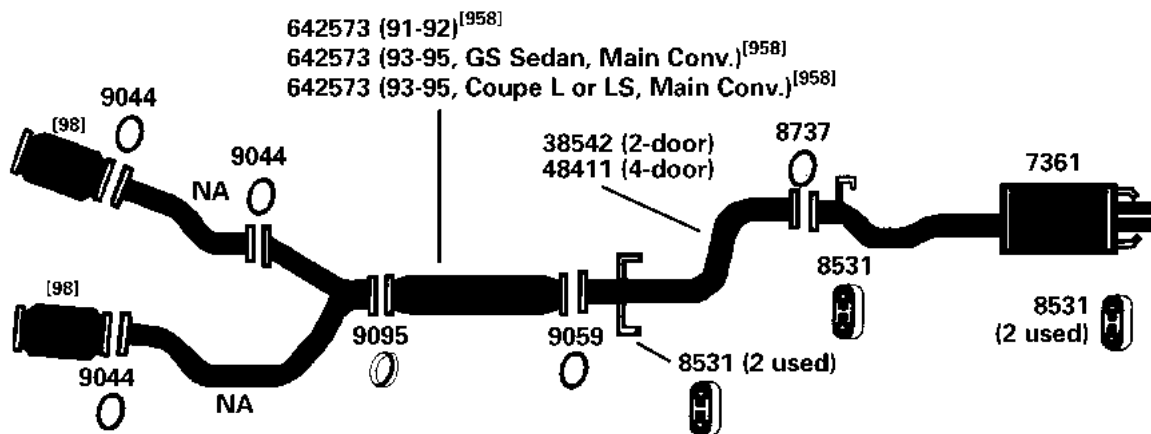
[958] Federal & California Emissions. Not For Sale or Use on vehicles licensed in the state of CA & NY (NY vehicles with CA Emissions). Check with your state authority for details.

[959] Federal Emissions. Not For Sale or Use on vehicles licensed in the state of CA. Check with your state authority.

[960] California Emissions. Not For Sale or Use on vehicles licensed in the state of CA & NY. Check with your state authority.

ACURA LEGEND

(10852) 1995 6 Cyl. Legend; 3.2L Engine 2-Door, 4-Door



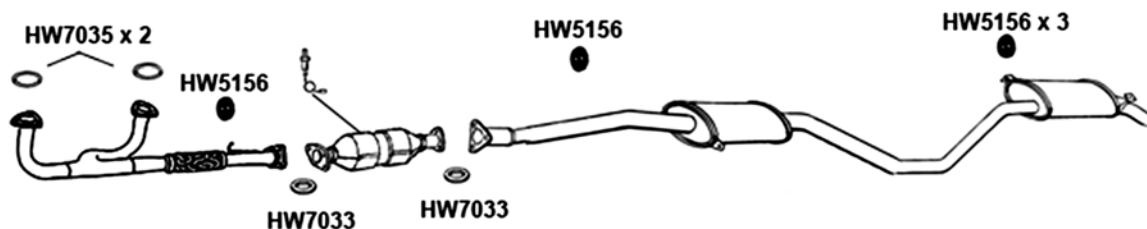
ACURA MDX

(AC107) 2003 6 Cyl. MDX, 3.5L Engine

HD 18901
18210S3VA02

642185⁽⁹⁵⁹⁾

HD 18907
18030S3VA04



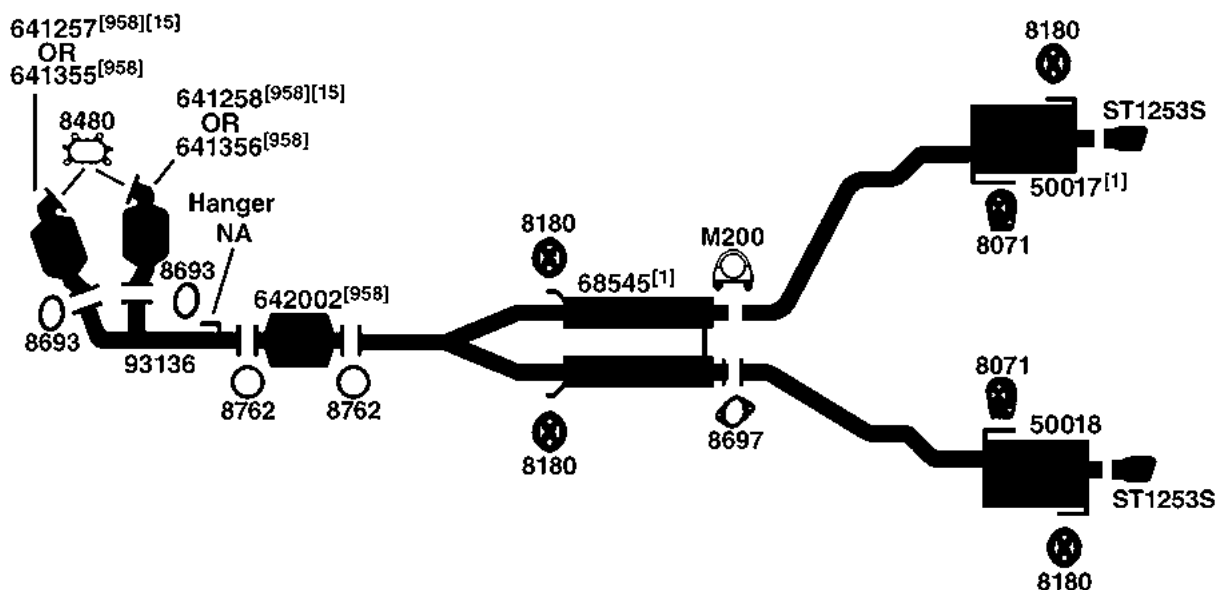
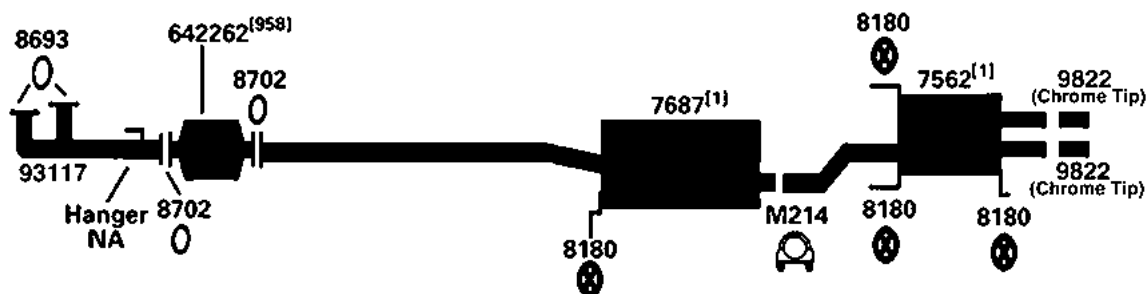
ANSA

NA-Not Available. NR-Not Required. FL-Remove and Re-Use Old Flange. ● Golden Warehouse. O.E.-Original Equipment.

Airtube Kit [4948] may be required to complete installation. EFI-Electronic Fuel Injection.

[98] Refer to current Catalytic Converter catalog or Website catalog for availability.

[958] Federal & California Emissions. Not For Sale or Use on vehicles licensed in the state of CA & NY (NY vehicles with CA Emissions). Check with your state authority for details.



NA-Not Available. NR-Not Required. FL-Remove and Re-Use Old Flange. ● Golden Warehouse. O.E.-Original Equipment.

Airtube Kit [4948] may be required to complete installation. EFI-Electronic Fuel Injection.

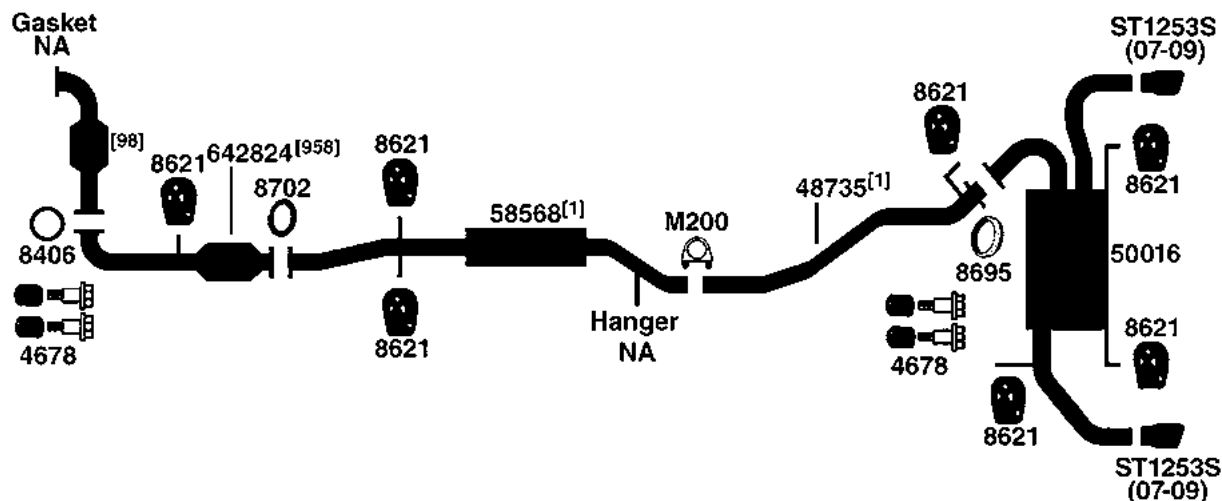
[1] OE system was a welded assembly. It is recommended that all parts noted [1] should be replaced.

[15] Discontinued, use until inventory is depleted.

[958] Federal & California Emissions. Not For Sale or Use on vehicles licensed in the state of CA & NY (NY vehicles with CA Emissions). Check with your state authority for details.

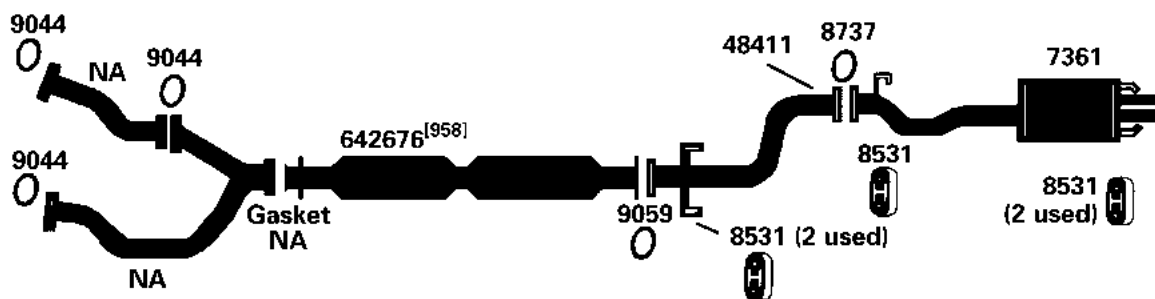
ACURA RDX

(102708) 07-12 4 Cyl. RDX, 2.3L Eng.



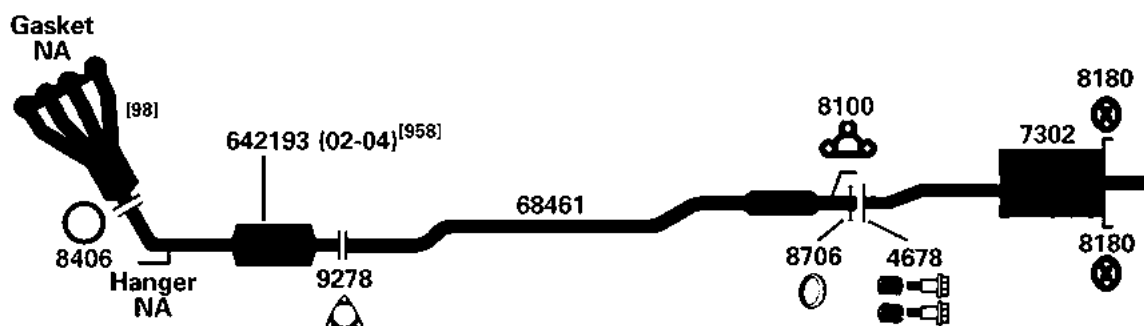
ACURA RL

(100501) 96-04 6 Cyl. RL, 3.5L Engine



ACURA RSX

(101949) 02-06 4 Cyl. RSX, 2.0L Engine (Exc. Type-S)



NA-Not Available. NR-Not Required. FL-Remove and Re-Use Old Flange. ● Golden Warehouse. O.E.-Original Equipment.

Airtube Kit [4948] may be required to complete installation. EFI-Electronic Fuel Injection.

[1] OE system was a welded assembly. It is recommended that all parts noted [1] should be replaced.

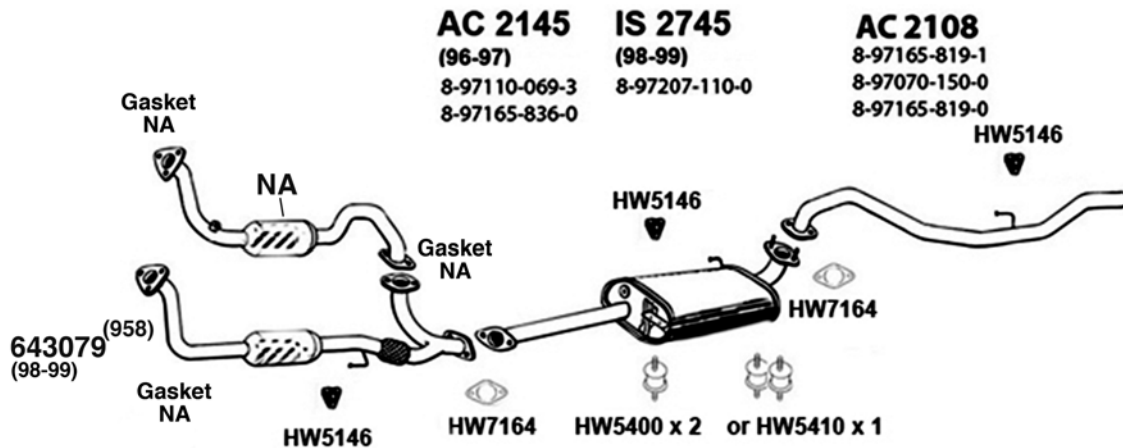
[98] Refer to current Catalytic Converter catalog or Website catalog for availability.

[958] Federal & California Emissions. Not For Sale or Use on vehicles licensed in the state of CA & NY (NY vehicles with CA Emissions). Check with your state authority for details.

96-99

6 Cyl.

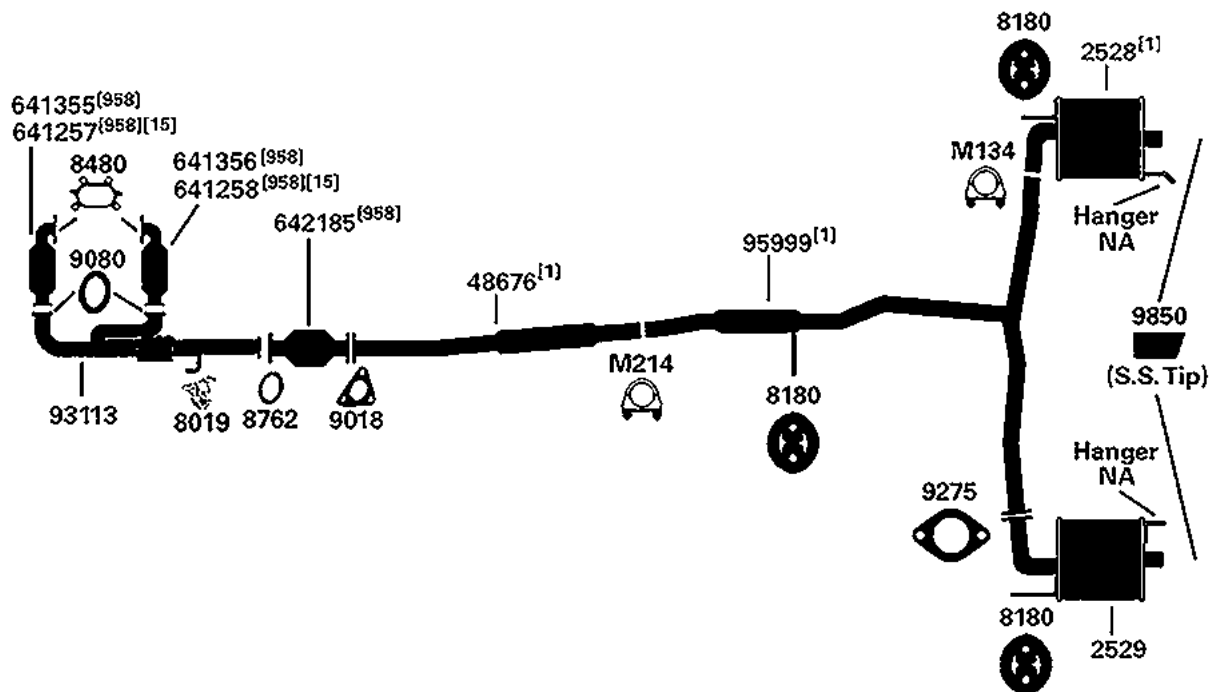
SLX, 3.2 & 3.5L Engines

**ANSA**

04-08

6 Cyl.

TL, 3.2L Engine



NA-Not Available. NR-Not Required. FL-Remove and Re-Use Old Flange. ● Golden Warehouse. O.E.-Original Equipment.

Airtube Kit [4948] may be required to complete installation. EFI-Electronic Fuel Injection.

[1] OE system was a welded assembly. It is recommended that all parts noted [1] should be replaced.

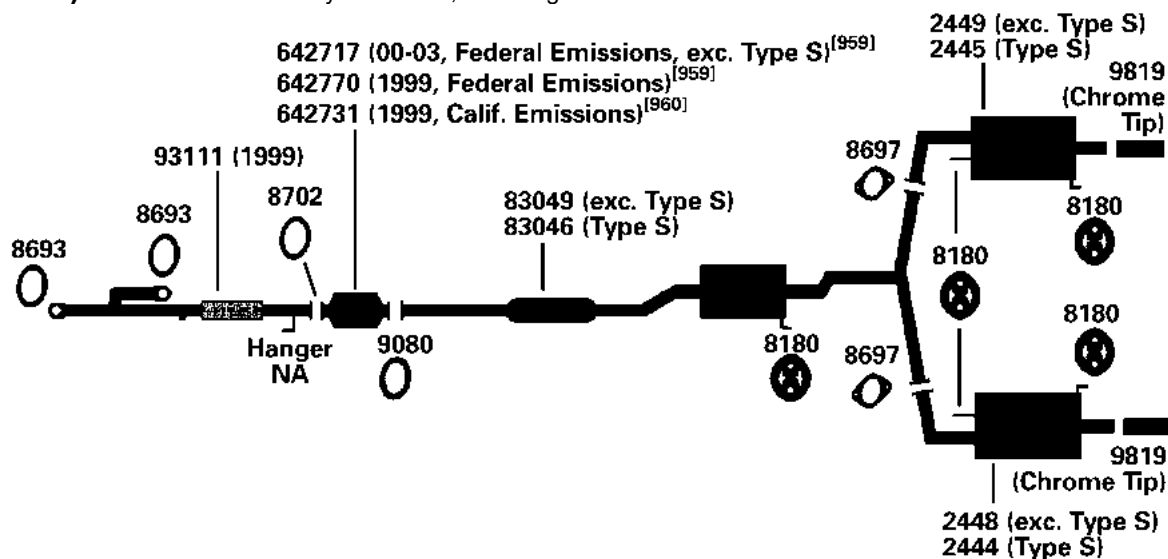
[15] Discontinued, use until inventory is depleted.

[98] Refer to current Catalytic Converter catalog or Website catalog for availability.
 [958] Federal & California Emissions. Not For Sale or Use on vehicles licensed in the state of CA & NY (NY vehicles with CA Emissions). Check with your state authority for details.

(100663)

6 Cvl.

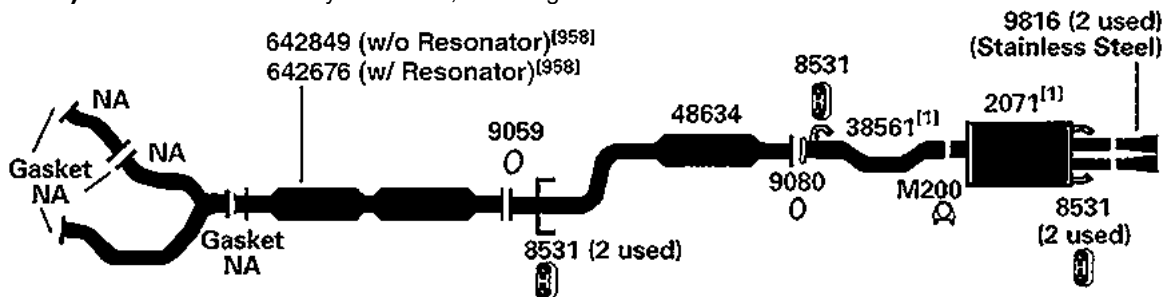
TL, 3.2L Engine



(101864)

6 Cvl.

TL, 3.2L Engine

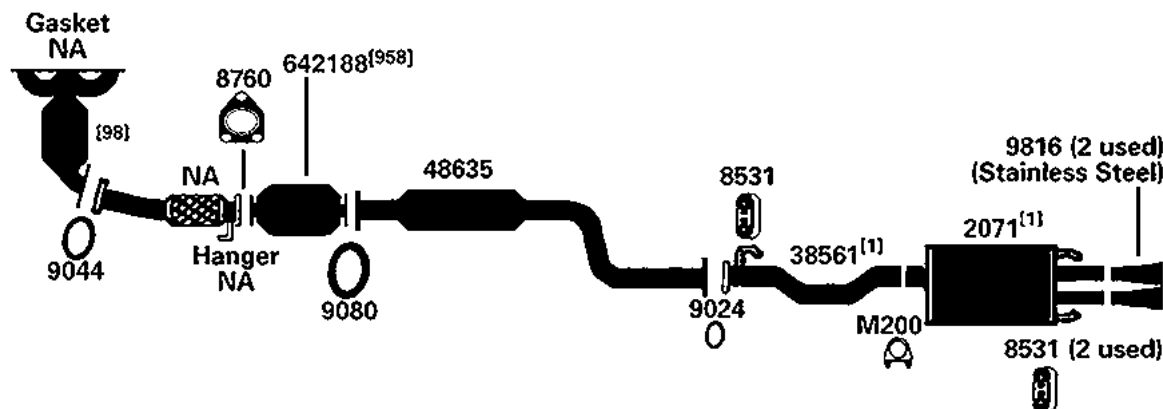


DIRECT FIT MSL/MAXIMUM Muffler... 700223

(100502)

5 Cyl.

TL, 2.5L Engine



DIRECT FIT MSL/MAXIMUM Muffler... 700223

Airtube Kit [4948] may be required to complete installation. EFI-Electronic Fuel Injection.

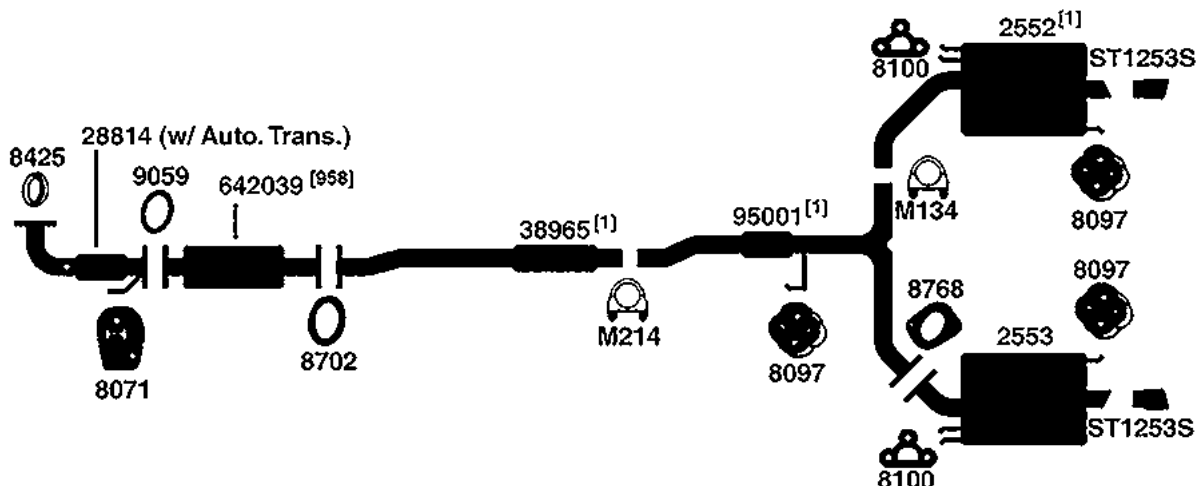
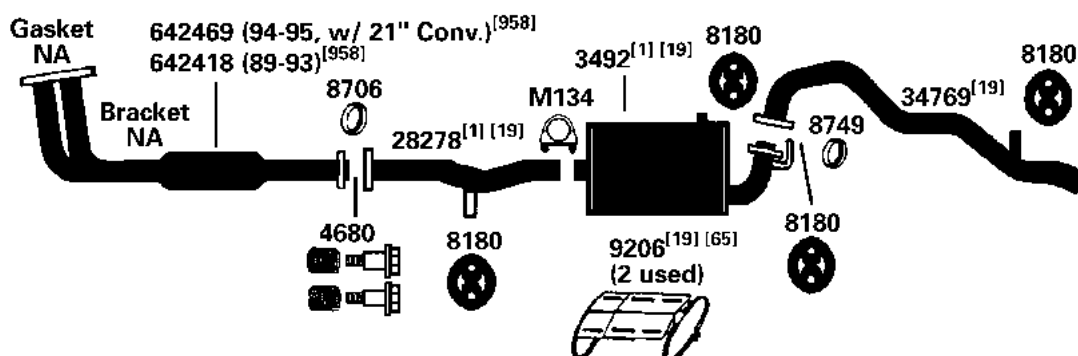
[1] OE system was a welded assembly. It is recommended that all parts noted [1] should be replaced.

[98] Refer to current Catalytic Converter catalog or Website catalog for availability.

[958] Federal & California Emissions. Not For Sale or Use on vehicles licensed in the state of CA & NY (NY vehicles with CA Emissions). Check with your state authority for details.

[959] Federal Emissions. Not For Sale or Use on vehicles licensed in the state of CA.
Check with your state authority.

[960] California Emissions. Not For Sale or Use on vehicles licensed in the state of CA & NY. Check with your state authority.

**ASUNA****ASUNA SUNRUNNER**

DIRECT FIT MSL/MAXIMUM Muffler... 700024, UNIVERSAL FIT MSL/MAXIMUM Muffler... 709008

NA-Not Available. NR-Not Required. FL-Remove and Re-Use Old Flange. ● Golden Warehouse. O.E.-Original Equipment.

Airtube Kit [4948] may be required to complete installation. EFI-Electronic Fuel Injection.

[1] OE system was a welded assembly. It is recommended that all parts noted [1] should be replaced.

[19] On vehicles that have an O.E. one piece exhaust pipe-muffler-tail pipe assembly, all parts noted [19] must be used in combination to replace the O.E. assembly.

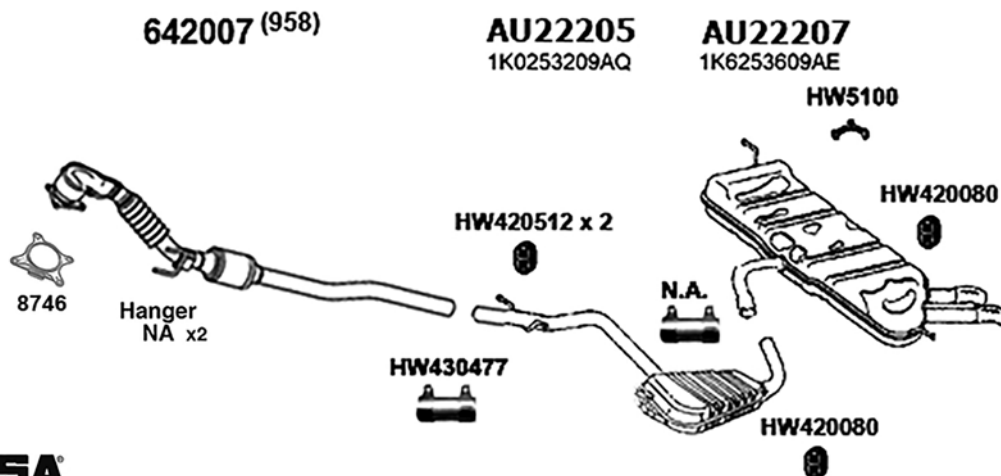
[65] Heat Shield 9206 is required for installation.

[958] Federal & California Emissions. Not For Sale or Use on vehicles licensed in the state of CA & NY (NY vehicles with CA Emissions). Check with your state authority for details.

AUDI

AUDI A3

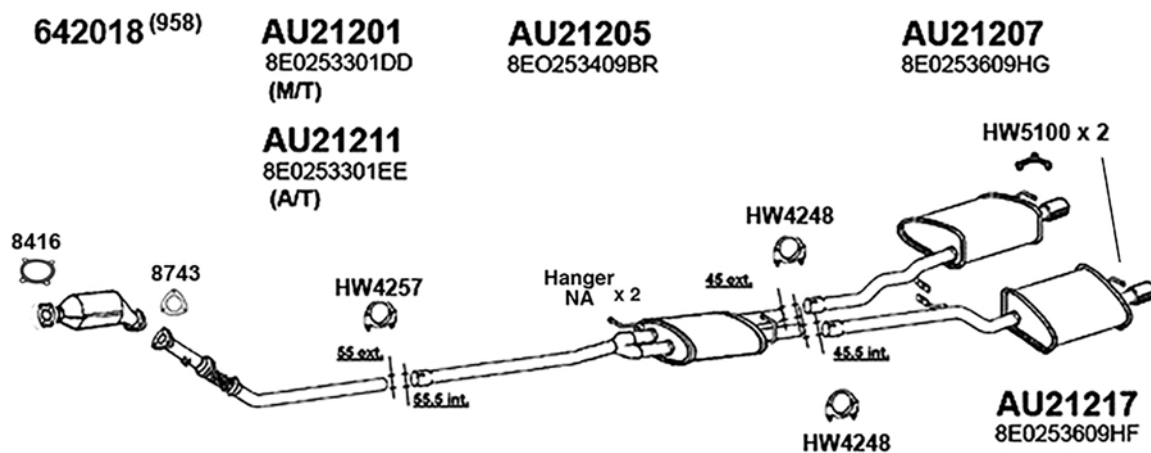
(AU130) 06-08 4 Cyl. A3, 2.0L Engine BPY, exc. Sport Package



ANSA®

AUDI A4

(AU122) 05-09 4 Cyl. A4 Quattro, 2.0L Engine



ANSA®

NA-Not Available. NR-Not Required. FL-Remove and Re-Use Old Flange. ● Golden Warehouse. O.E.-Original Equipment.
Airtube Kit [4948] may be required to complete installation. EFI-Electronic Fuel Injection.

[958] Federal & California Emissions. Not For Sale or Use on vehicles licensed in the state of CA & NY (NY vehicles with CA Emissions). Check with your state authority for details.

05-08 4 Cyl. A4, 2.0L Engine

(AU125)

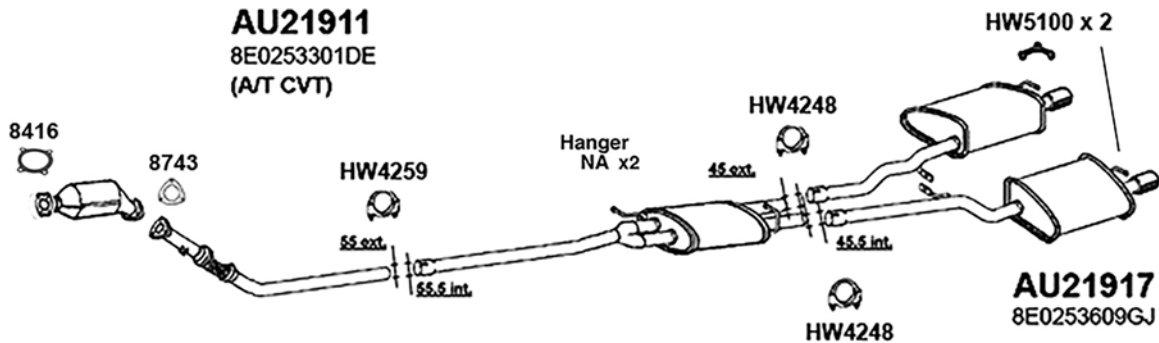
642018⁽⁹⁵⁸⁾

AU21901
8E0253301DC
(M/T)

AU21905
8E0253409BQ

AU21907
8E0253609GK

AU21911
8E0253301DE
(A/T CVT)



ANSA

02-05 4 Cyl. A4, 1.8L Turbo Engine

(AU111)

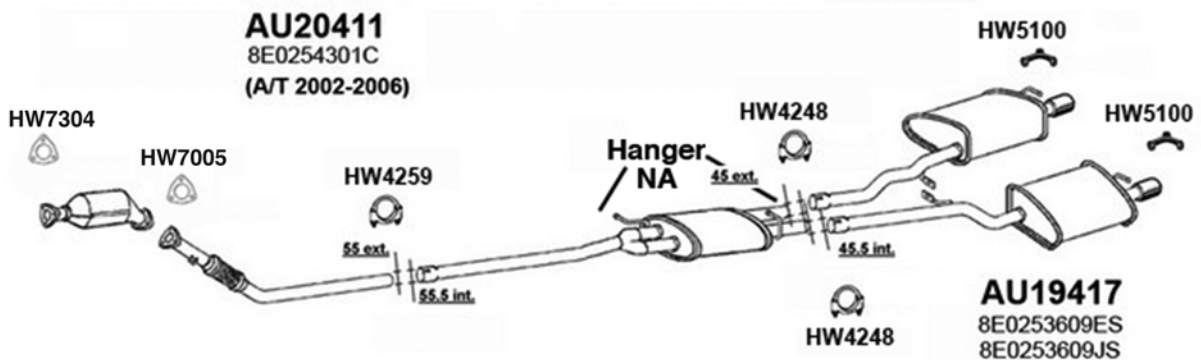
642688⁽⁹⁵⁸⁾

AU20401
8E0254301B
(M/T 2002-2003)

AU20405
8E0253409BM

AU19407
8E0253609ET
8E0253609JR

AU20411
8E0254301C
(A/T 2002-2006)



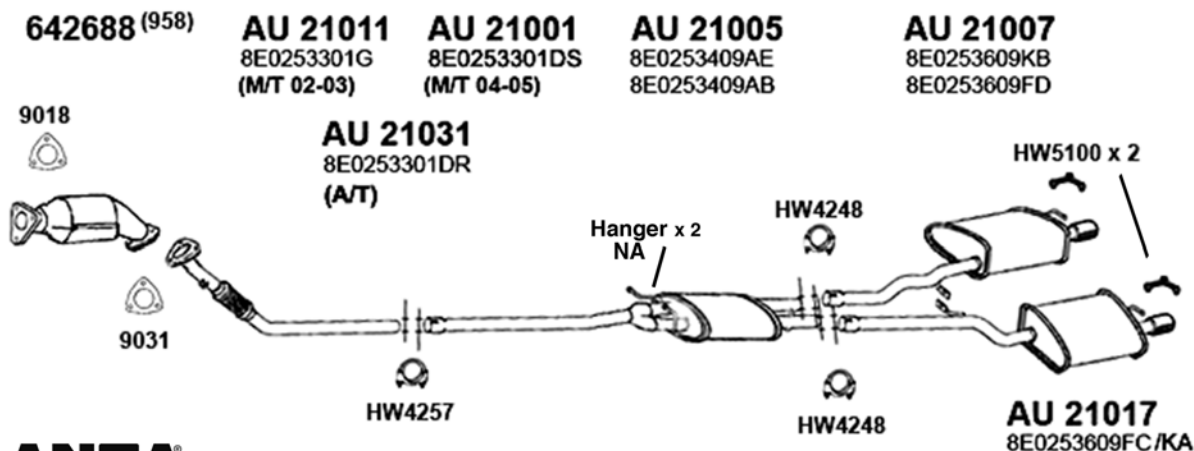
ANSA

NA-Not Available. NR-Not Required. FL-Remove and Re-Use Old Flange. ● Golden Warehouse. O.E.-Original Equipment.
Airtube Kit [4948] may be required to complete installation. EFI-Electronic Fuel Injection.

[958] Federal & California Emissions. Not For Sale or Use on vehicles licensed in the state of CA & NY (NY vehicles with CA Emissions). Check with your state authority for details.

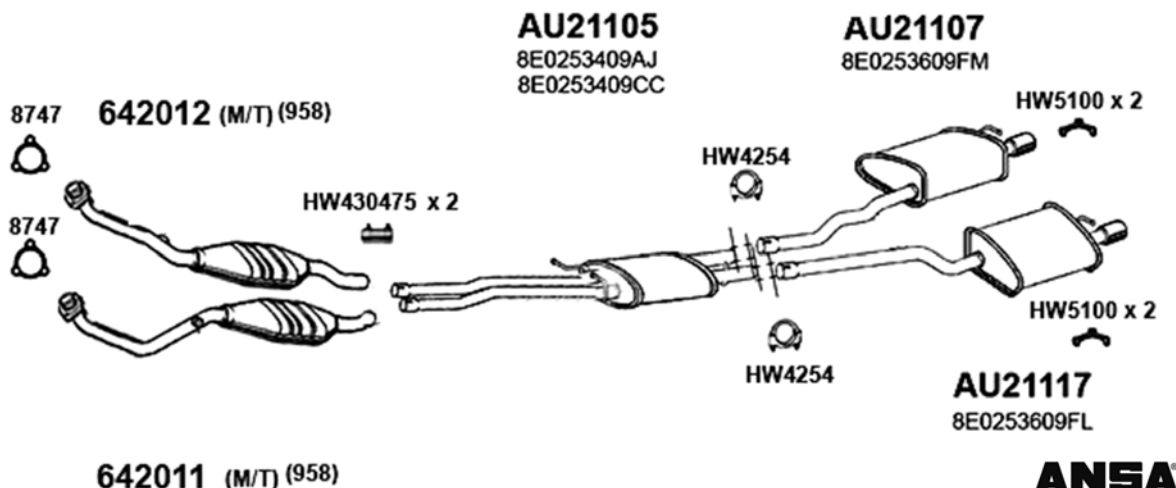
AUDI A4

(AU114) 02-05 4 Cyl. A4 Quattro 1.8L Turbo



ANSA

(AU115) 02-05 6 Cyl. A4 Quattro 3.0L Engine

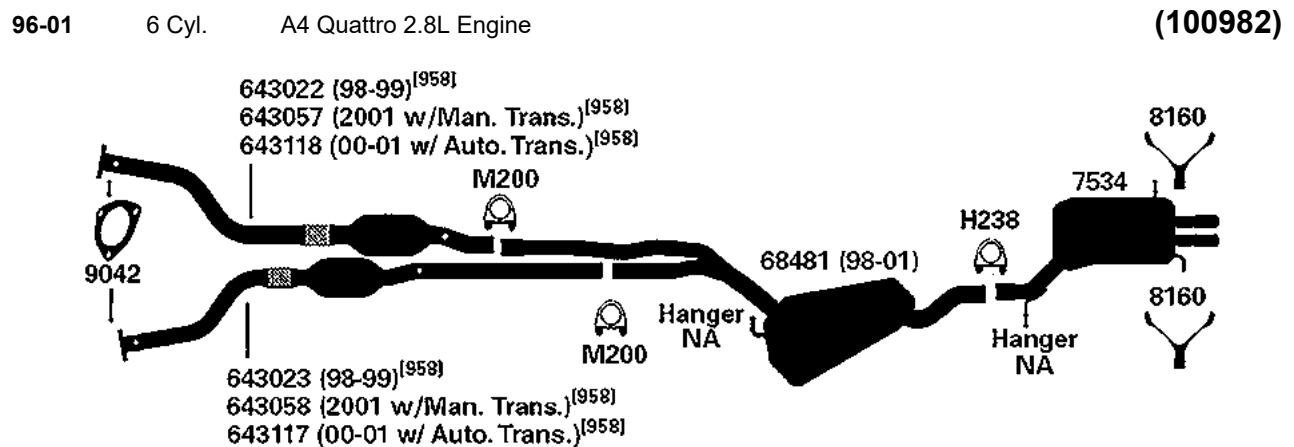
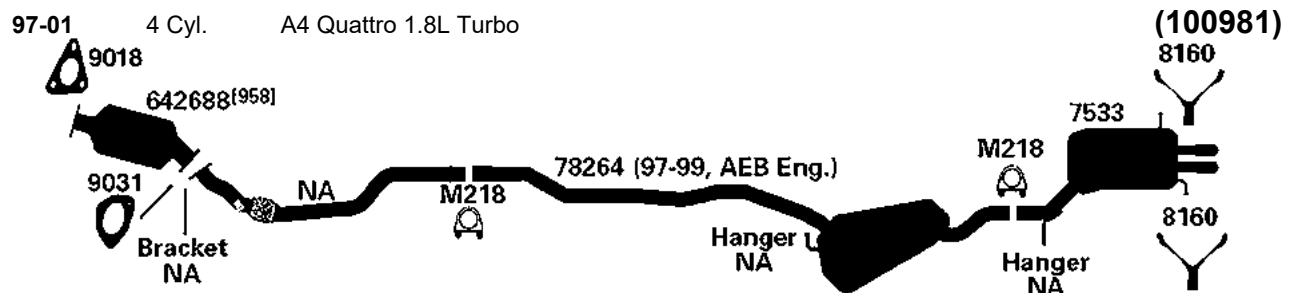
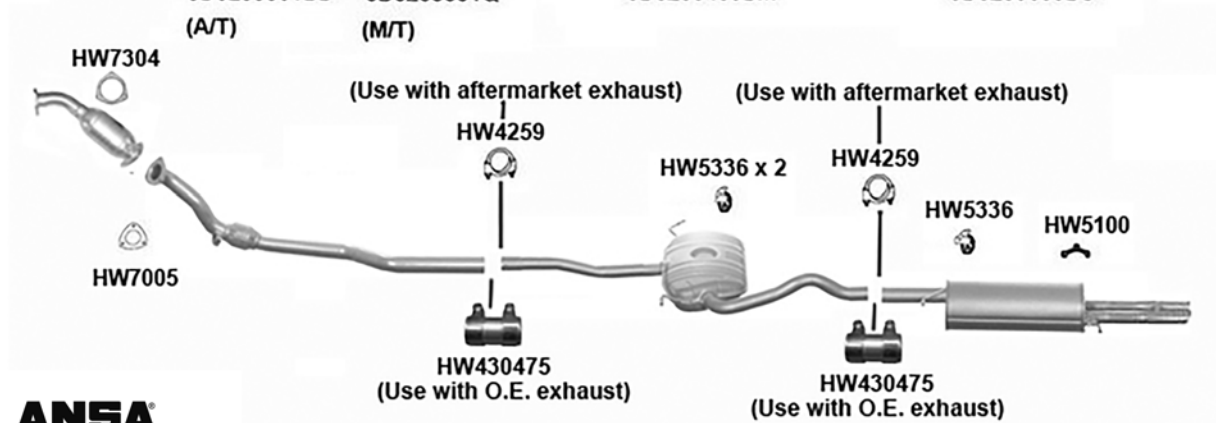


ANSA

NA-Not Available. NR-Not Required. FL-Remove and Re-Use Old Flange. ● Golden Warehouse. O.E.-Original Equipment.
Airtube Kit [4948] may be required to complete installation. EFI-Electronic Fuel Injection.

[958] Federal & California Emissions. Not For Sale or Use on vehicles licensed in the state of CA & NY (NY vehicles with CA Emissions). Check with your state authority for details.

00-01 4 Cyl. A4, 1.8L Turbo Engine (AU152)
C.C. VW 17554 AU 12704 AU 14505 AU 14507
 8D0253301BB 8D0253301Q 8D0253409BM 8D0253609BS
 (A/T) (M/T)

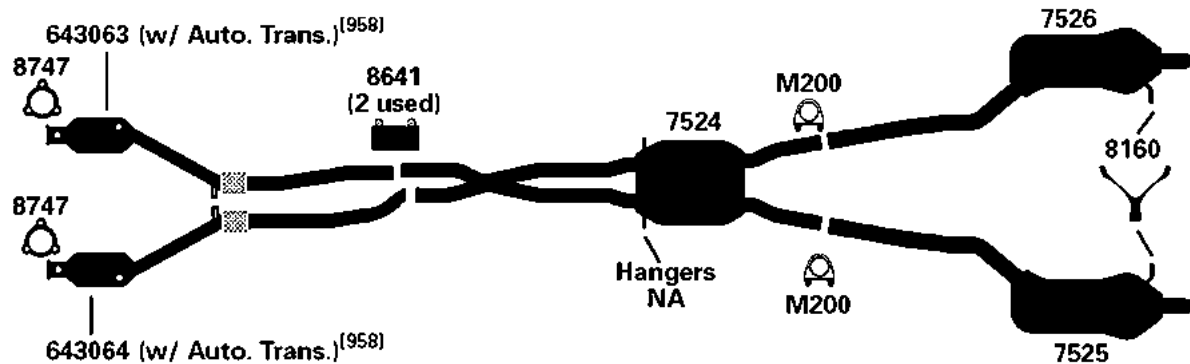


NA-Not Available. NR-Not Required. FL-Remove and Re-Use Old Flange. ● Golden Warehouse. O.E.-Original Equipment.
 # Airtube Kit [4948] may be required to complete installation. EFI-Electronic Fuel Injection.

[958] Federal & California Emissions. Not For Sale or Use on vehicles licensed in the state of CA & NY (NY vehicles with CA Emissions). Check with your state authority for details.

AUDI A6

(102064) 02-04 6 Cyl. A6 Quattro 3.0L Engine



(101865) 00-04 6 Cyl. A6 Quattro 2.7L Turbo Engine

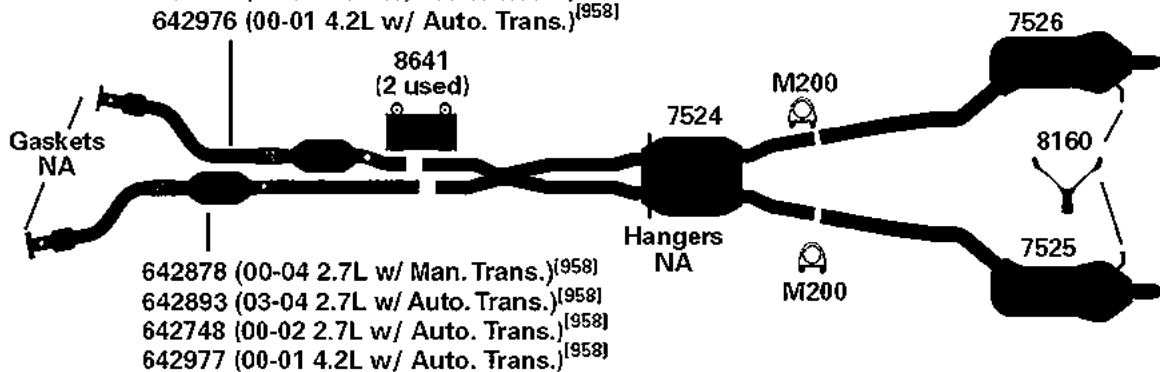
00-04 8 Cyl. A6 Quattro 4.2L Engine

642879 (00-04 2.7L w/ Man. Trans.) (958)

642894 (03-04 2.7L w/ Auto. Trans.) (958)

642978 (00-02 2.7L w/ Auto. Trans.) (958)

642976 (00-01 4.2L w/ Auto. Trans.) (958)



(AU118) 98-01 6 Cyl. A6, 2.8L Engine

643022 (98-99) (958)

AU21305

4B0253409D

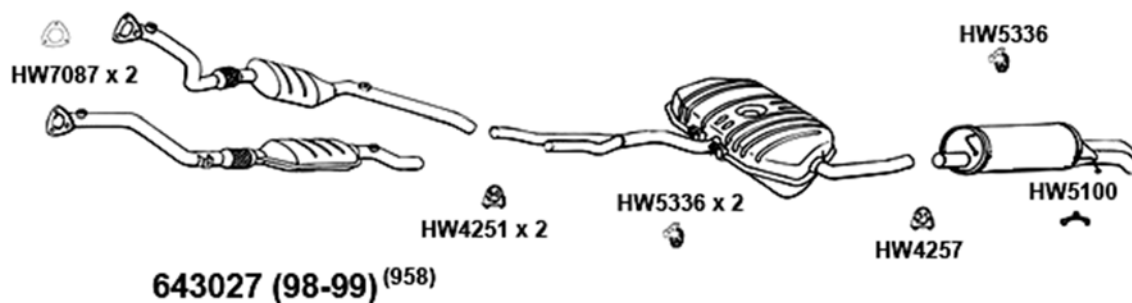
4B0253409AQ

AU21307

4B0253609A

4B0253609AG

4B0253609E



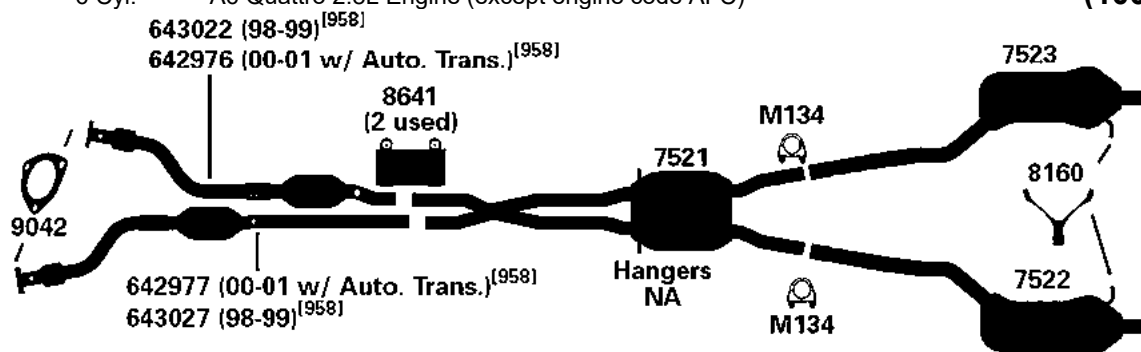
ANSA

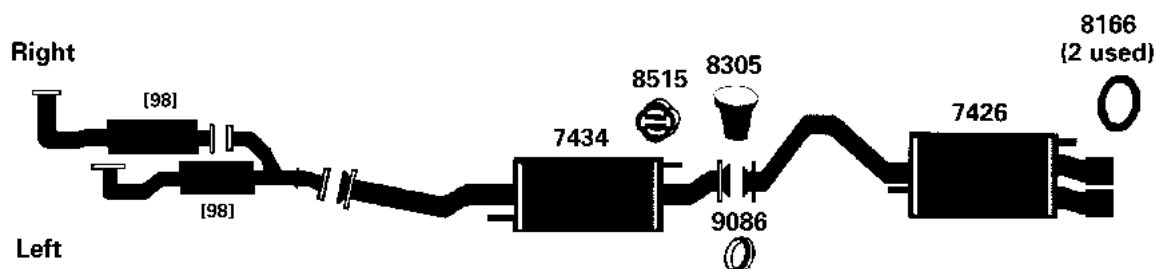
NA-Not Available. NR-Not Required. FL-Remove and Re-Use Old Flange. ● Golden Warehouse. O.E.-Original Equipment.

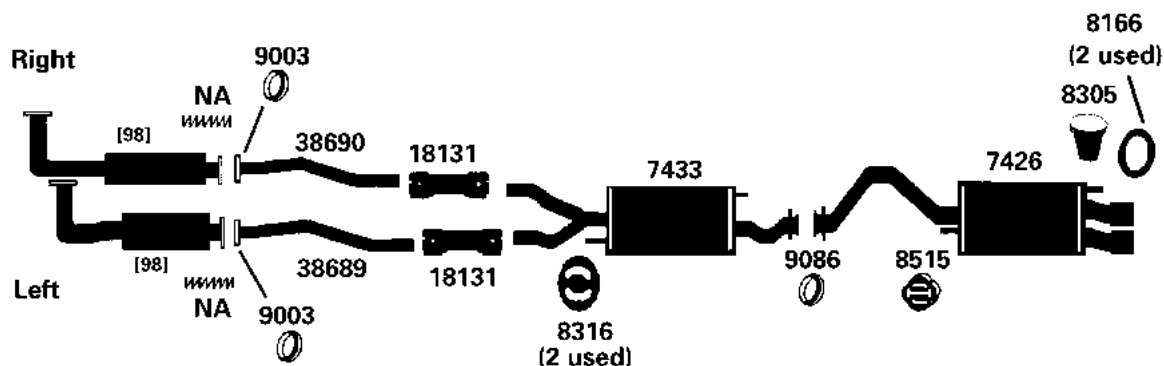
Airtube Kit [4948] may be required to complete installation. EFI-Electronic Fuel Injection.

[958] Federal & California Emissions. Not For Sale or Use on vehicles licensed in the state of CA & NY (NY vehicles with CA Emissions). Check with your state authority for details.

98-01 6 Cyl. A6 Quattro 2.8L Engine (except engine code AFC)

(100984)

95-97 6 Cyl. A6 2.8L Engine, Auto. Trans.

(100232)

1995 6 Cyl. A6 2.8L Engine, Manual Trans.

(100231)


NA-Not Available. NR-Not Required. FL-Remove and Re-Use Old Flange. ● Golden Warehouse. O.E.-Original Equipment.

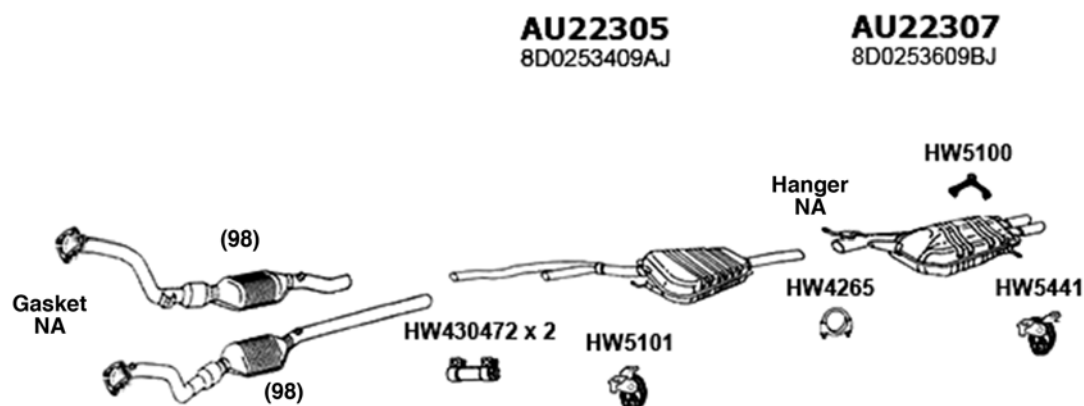
Airtube Kit [4948] may be required to complete installation. EFI-Electronic Fuel Injection.

[98] Refer to current Catalytic Converter catalog or Website catalog for availability.

[958] Federal & California Emissions. Not For Sale or Use on vehicles licensed in the state of CA & NY (NY vehicles with CA Emissions). Check with your state authority for details.

AUDI S4

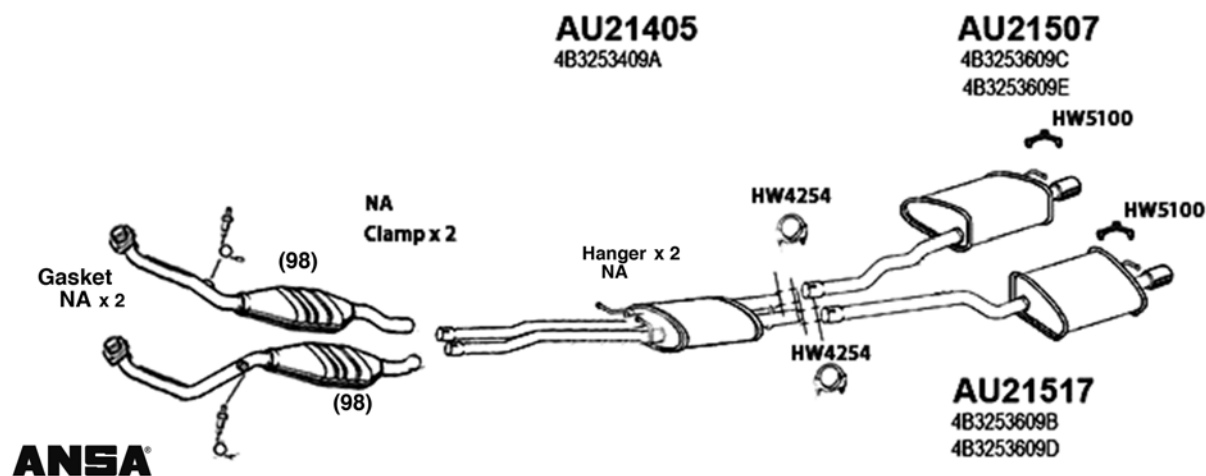
(AU129) 00-02 6 Cyl. S4, 2.7L Engine



ANSA[®]

AUDI S6

(AU117) 02-03 8 Cyl. S6, 4.2L Engine



ANSA[®]

NA-Not Available. NR-Not Required. FL-Remove and Re-Use Old Flange. ● Golden Warehouse. O.E.-Original Equipment.
Airtube Kit [4948] may be required to complete installation. EFI-Electronic Fuel Injection.

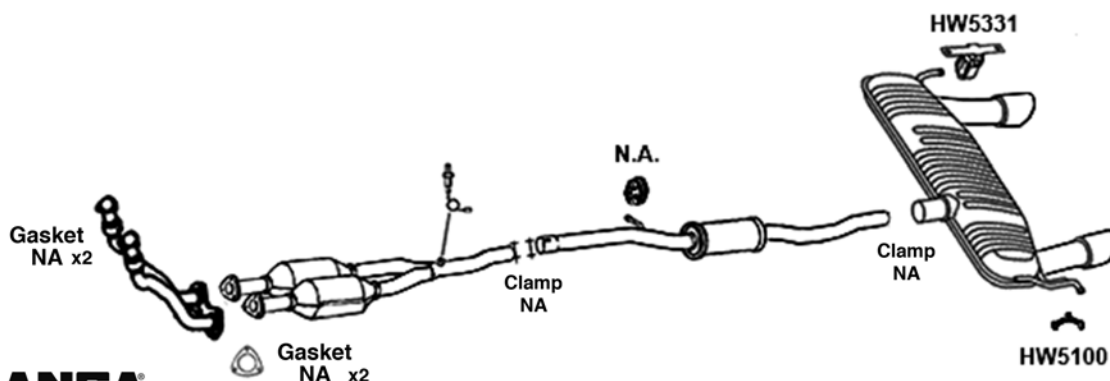
[98] Refer to current Catalytic Converter catalog or Website catalog for availability.

04-06 6 Cyl. TT Quattro, 3.2L Engine

(AU128)

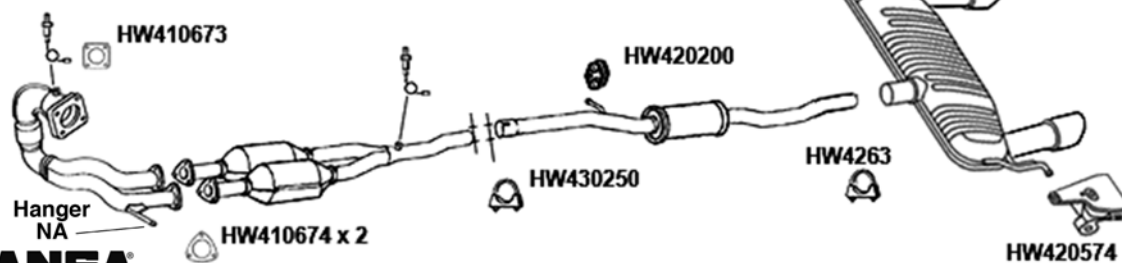
N.A.

1J1253091BB

642859 (958)**AU22145**
8N0253209N**AU22117**
8N0253609AB**ANSA**

01-06 4 Cyl. TT Quattro, 1.8L Engine w/ Dual Outlet Exhaust

(AU127)

AU22101
8L9253091C**642709** (958)
(03-06)**642709** (958)
(01-02 AMU)**AU22005**
8N0253209M
(2001)**AU22115**
8N0253209AD
(2002-2006)**AU22107**
8N0253609C**ANSA**

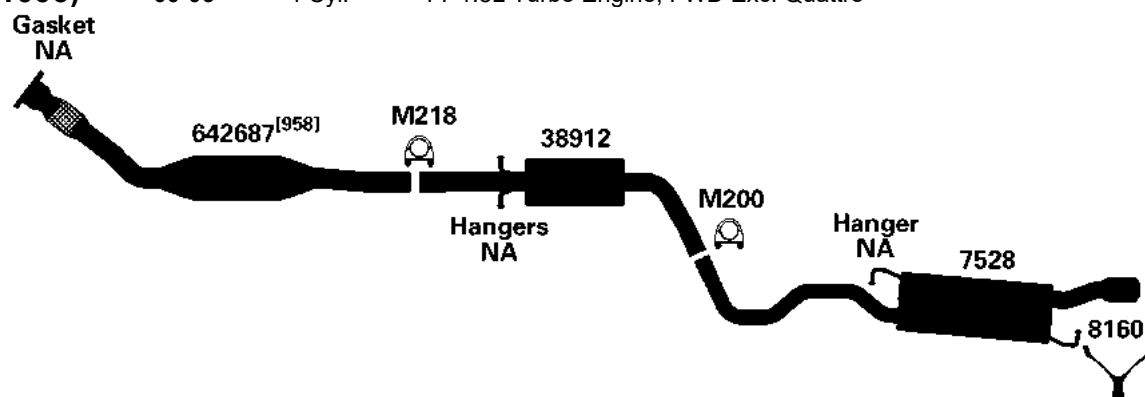
NA-Not Available. NR-Not Required. FL-Remove and Re-Use Old Flange. ● Golden Warehouse. O.E.-Original Equipment.

Airtube Kit [4948] may be required to complete installation. EFI-Electronic Fuel Injection.

[958] Federal & California Emissions. Not For Sale or Use on vehicles licensed in the state of CA & NY (NY vehicles with CA Emissions). Check with your state authority for details.

AUDI TT

(101006) 00-06 4 Cyl. TT 1.8L Turbo Engine, FWD Exc. Quattro



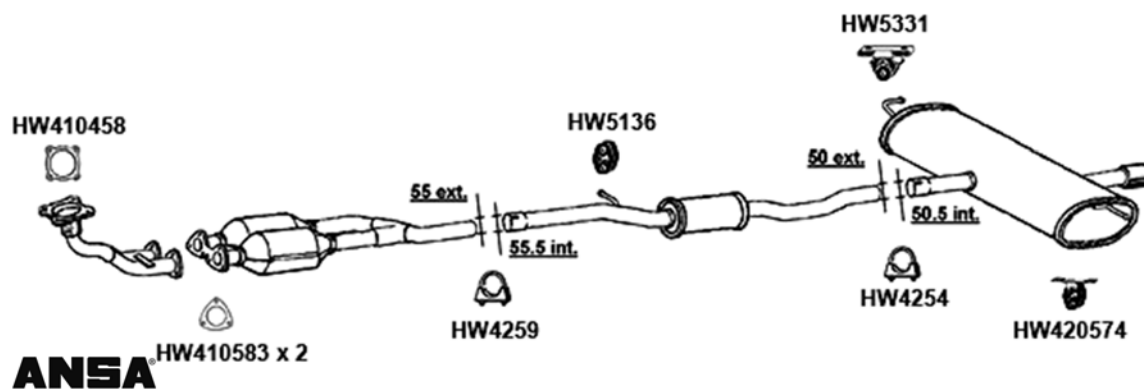
(AU126) 00-02 4 Cyl. TT Quattro, 1.8L Engine w/ Single Outlet Exhaust

AU22001
8N1253091A

642709 ⁽⁹⁵⁸⁾
(01-02 AMU)

AU22005
8N0253209G
8N0253209M

AU22007
8N0253609B
8N0253609P

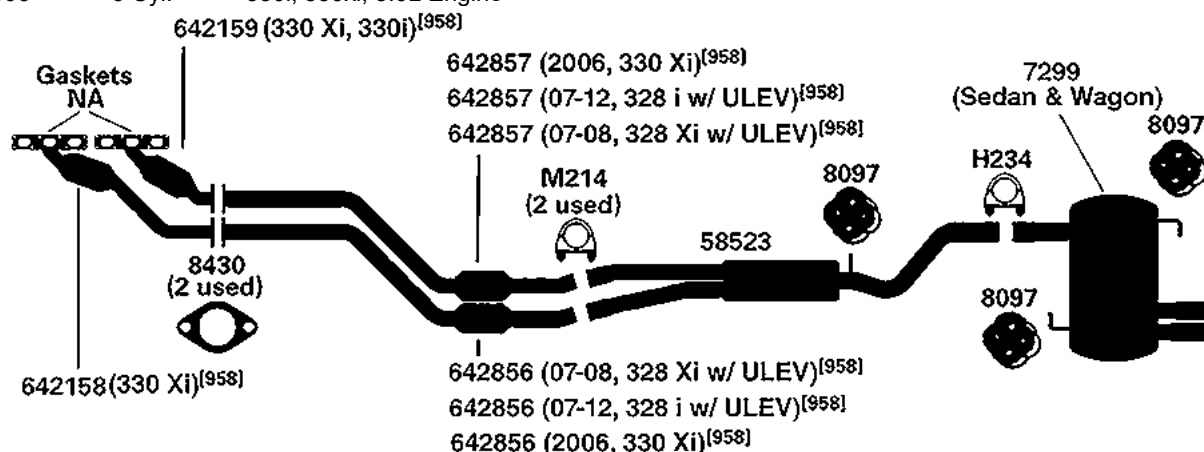


NA-Not Available. NR-Not Required. FL-Remove and Re-Use Old Flange. ● Golden Warehouse. O.E.-Original Equipment.
Airtube Kit [4948] may be required to complete installation. EFI-Electronic Fuel Injection.

[958] Federal & California Emissions. Not For Sale or Use on vehicles licensed in the state of CA & NY (NY vehicles with CA Emissions). Check with your state authority for details.

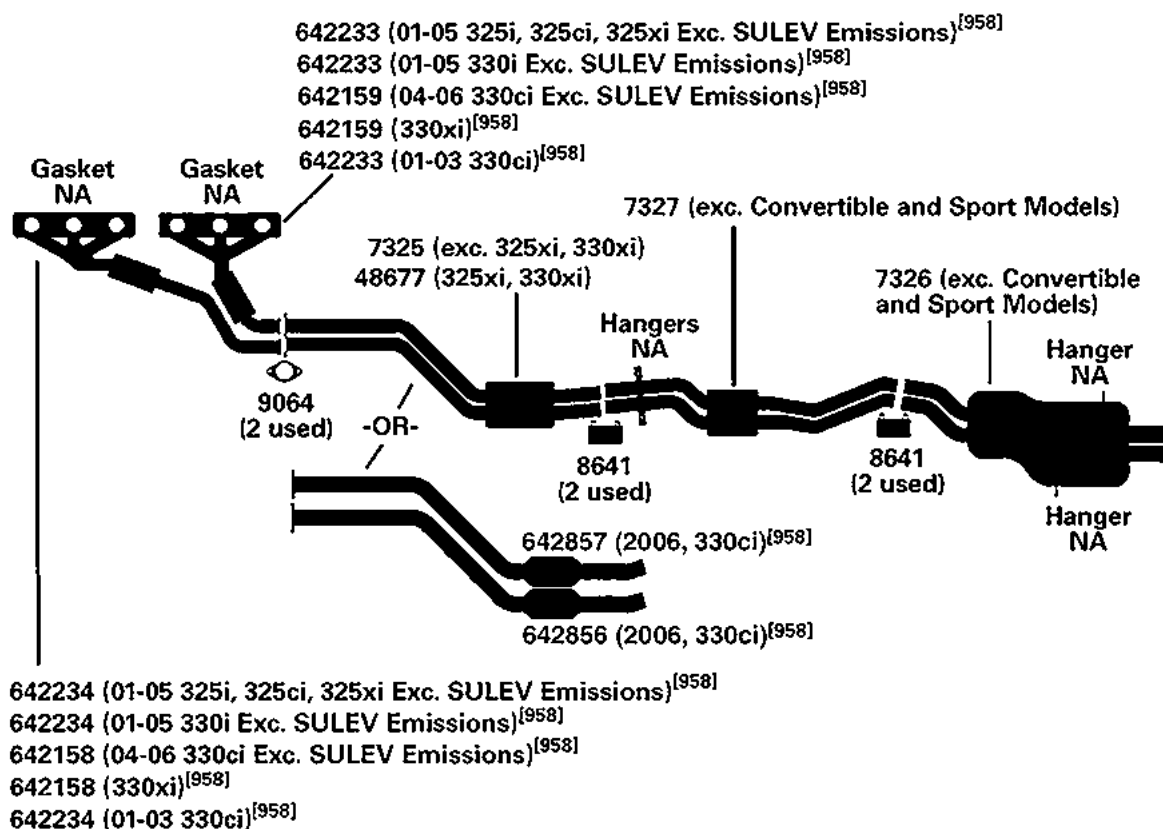
07-12 6 Cyl. 328i, 328xi, 328 xDrive; 3.0L (N52) Engine
2006 6 Cyl. 330i, 330xi; 3.0L Engine

(101971)



01-06 6 Cyl. 330ci; 3.0L Engine
01-05 6 Cyl. 330i, 330xi; 3.0L Engine
01-05 6 Cyl. 325i, 325ci, 325xi; 2.5L Engine

(101779)



NA-Not Available. NR-Not Required. FL-Remove and Re-Use Old Flange. ● Golden Warehouse. O.E.-Original Equipment.

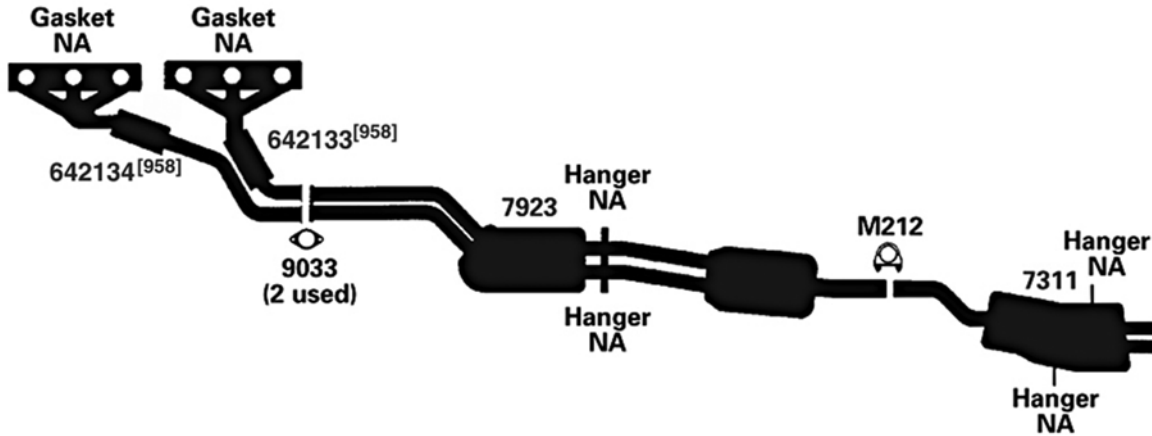
Airtube Kit [4948] may be required to complete installation. EFI-Electronic Fuel Injection.

[98] Refer to current Catalytic Converter catalog or Website catalog for availability.

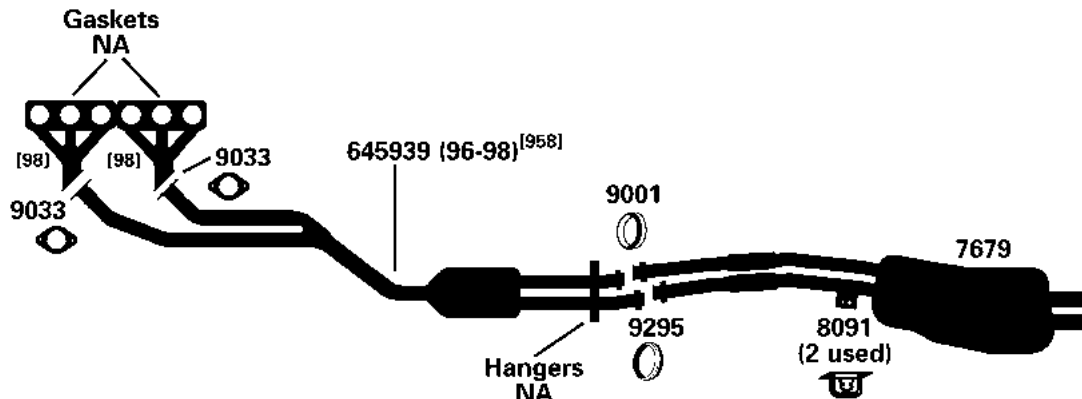
[958] Federal & California Emissions. Not For Sale or Use on vehicles licensed in the state of CA & NY (NY vehicles with CA Emissions). Check with your state authority for details.

BMW 3 SERIES

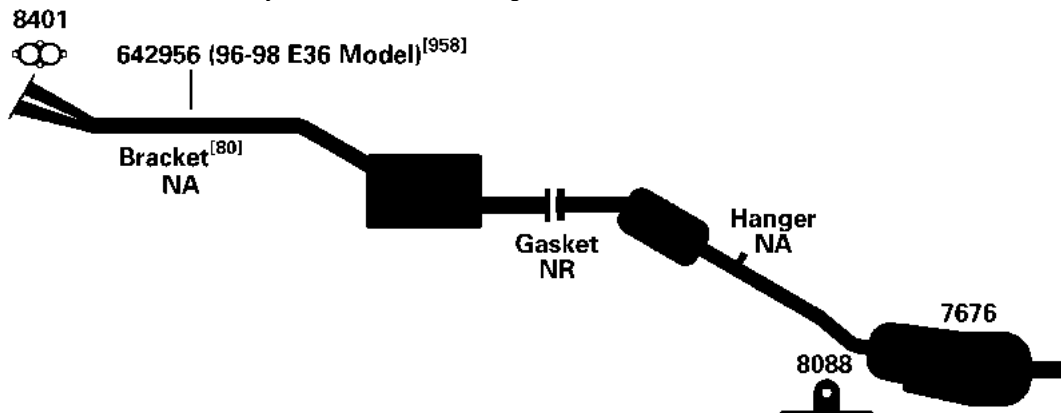
(100738) 2000 6 Cyl. 323ci Coupe w/ 2.5L Engine; 328ci Coupe w/ 2.8L Engine
99-00 6 Cyl. 323i w/ 2.5L Engine; 328i w/ 2.8L Engine



(101939) 96-99 6 Cyl. 328i, iC, iS, 2.8L Engine, Federal and California, w/ E36 Chassis



(101015) 96-99 4 Cyl. 318i, 318is 1.9L Engine
96-97 4 Cyl. 318ic 1.9L Engine



NA-Not Available. NR-Not Required. FL-Remove and Re-Use Old Flange. ● Golden Warehouse. O.E.-Original Equipment.

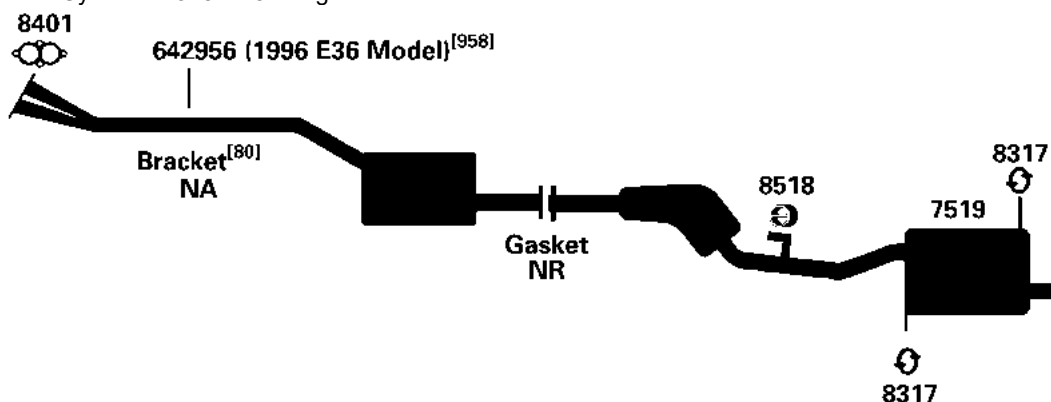
Airtube Kit [4948] may be required to complete installation. EFI-Electronic Fuel Injection.

[80] Remove and re-use original bracket.

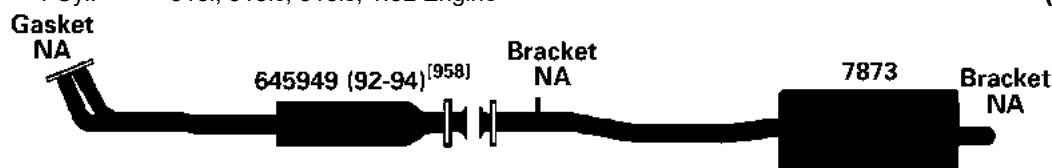
[98] Refer to current Catalytic Converter catalog or Website catalog for availability.

[958] Federal & California Emissions. Not For Sale or Use on vehicles licensed in the state of CA & NY (NY vehicles with CA Emissions). Check with your state authority for details.

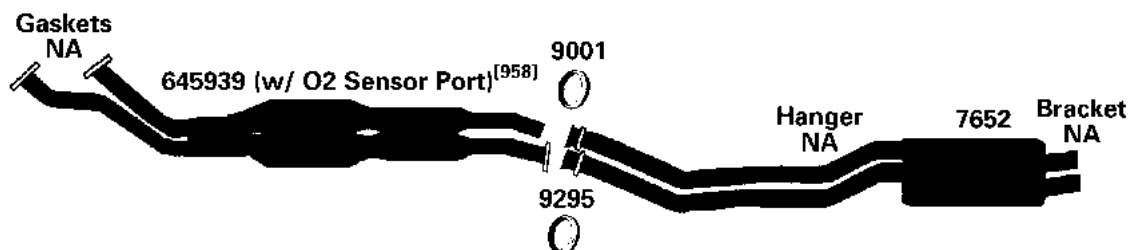
96-99 4 Cyl. 318ti 1.9L Engine (101017)
 1995 4 Cyl. 318ti 1.8L Engine



1995 4 Cyl. 318i, 318ic, 318is, 1.8L Engine (100234)



1995 6 Cyl. 325i, 325is, 325ic, 2.5L Engine (100233)



NA-Not Available. NR-Not Required. FL-Remove and Re-Use Old Flange. ● Golden Warehouse. O.E.-Original Equipment.

Airtube Kit [4948] may be required to complete installation. EFI-Electronic Fuel Injection.

[80] Remove and re-use original bracket.

[98] Refer to current Catalytic Converter catalog or Website catalog for availability.

[958] Federal & California Emissions. Not For Sale or Use on vehicles licensed in the state of CA & NY (NY vehicles with CA Emissions). Check with your state authority for details.

BMW 5 SERIES

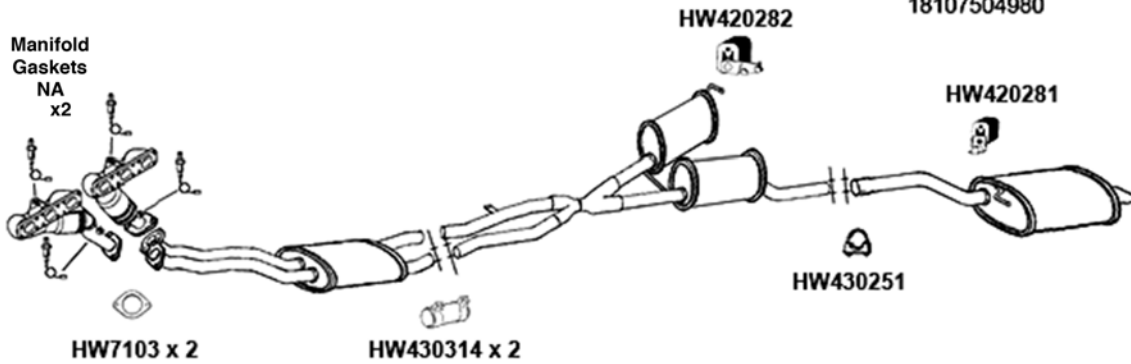
(BW601) 01-03 6 Cyl. 525i, 2.5L Engine, E39 Sedan

641396⁽⁹⁵⁸⁾ **641397**⁽⁹⁵⁸⁾

BW17403
18107504978

BW17405
18107504979

BW17407
18107500905
18107504980



ANSA®

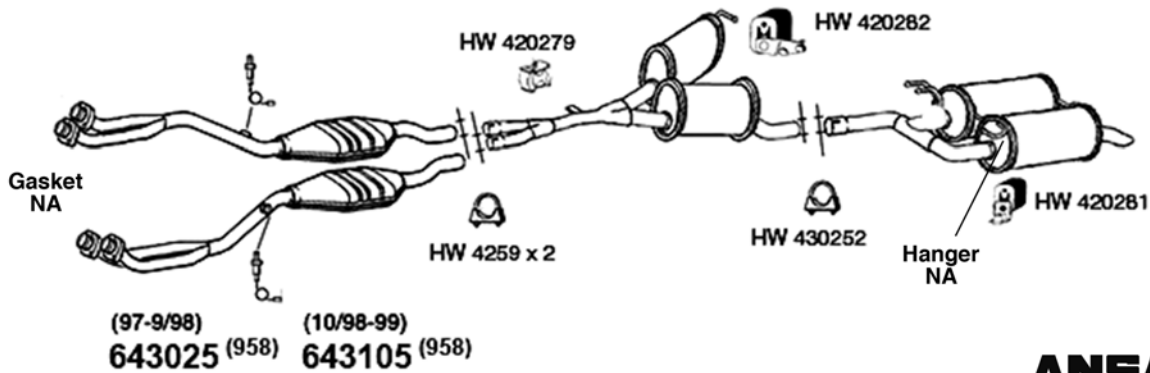
(BW414) 97-03 8 Cyl. 540i, 4.4L Engine, E39 Sedan

643024⁽⁹⁵⁸⁾
(97-9/98)

643106⁽⁹⁵⁸⁾
(10/98-99)

BW 13345
18.101.745.176
(97-98)

BW 13357
18.101.435.510
18.101.439.825



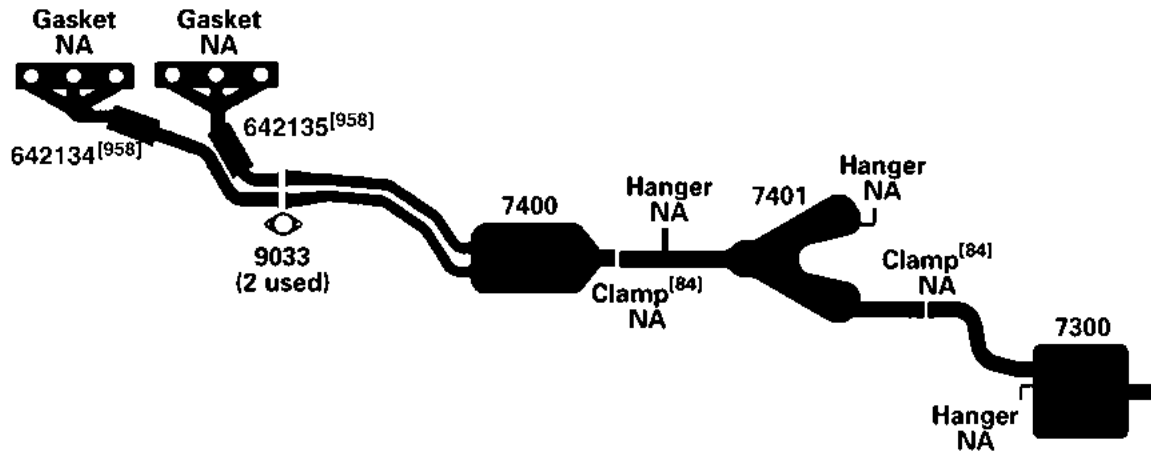
ANSA®

NA-Not Available. NR-Not Required. FL-Remove and Re-Use Old Flange. ● Golden Warehouse. O.E.-Original Equipment.
Airtube Kit [4948] may be required to complete installation. EFI-Electronic Fuel Injection.

[958] Federal & California Emissions. Not For Sale or Use on vehicles licensed in the state of CA & NY (NY vehicles with CA Emissions). Check with your state authority for details.

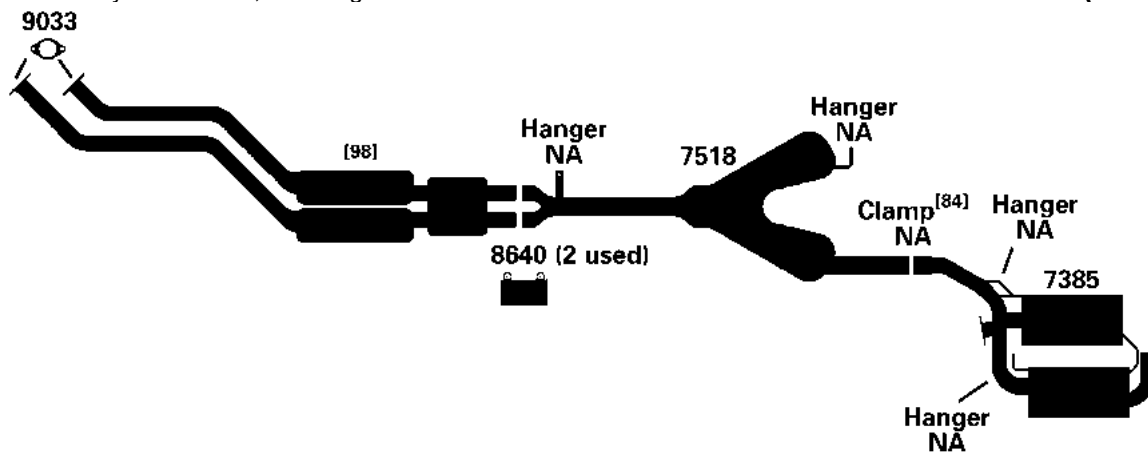
99-00 6 Cyl. 528i, 2.8L Engine

(101759)



97-98 6 Cyl. 528i, 2.8L Engine

(101020)



NA-Not Available. NR-Not Required. FL-Remove and Re-Use Old Flange. ● Golden Warehouse. O.E.-Original Equipment.

Airtube Kit [4948] may be required to complete installation. EFI-Electronic Fuel Injection.

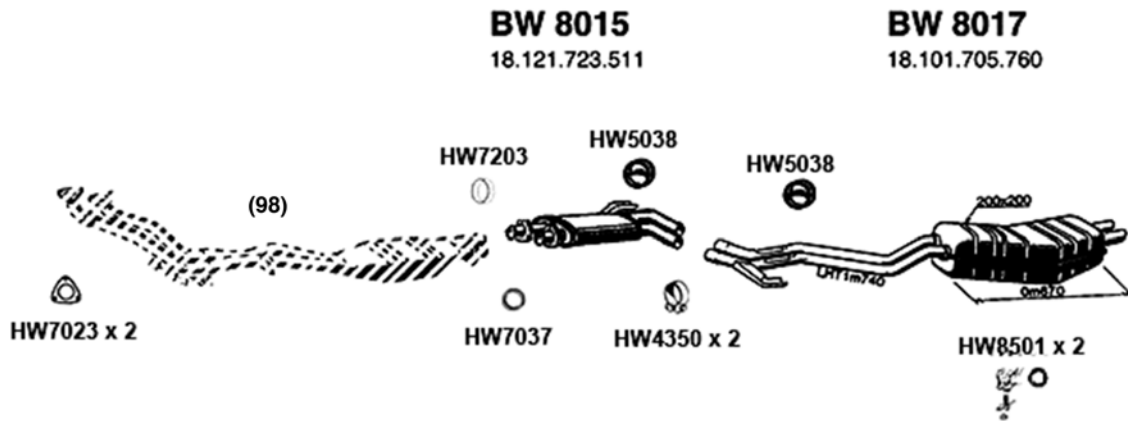
[84] Remove and re-use original clamp.

[98] Refer to current Catalytic Converter catalog or Website catalog for availability.

[958] Federal & California Emissions. Not For Sale or Use on vehicles licensed in the state of CA & NY (NY vehicles with CA Emissions). Check with your state authority for details.

BMW 5 SERIES

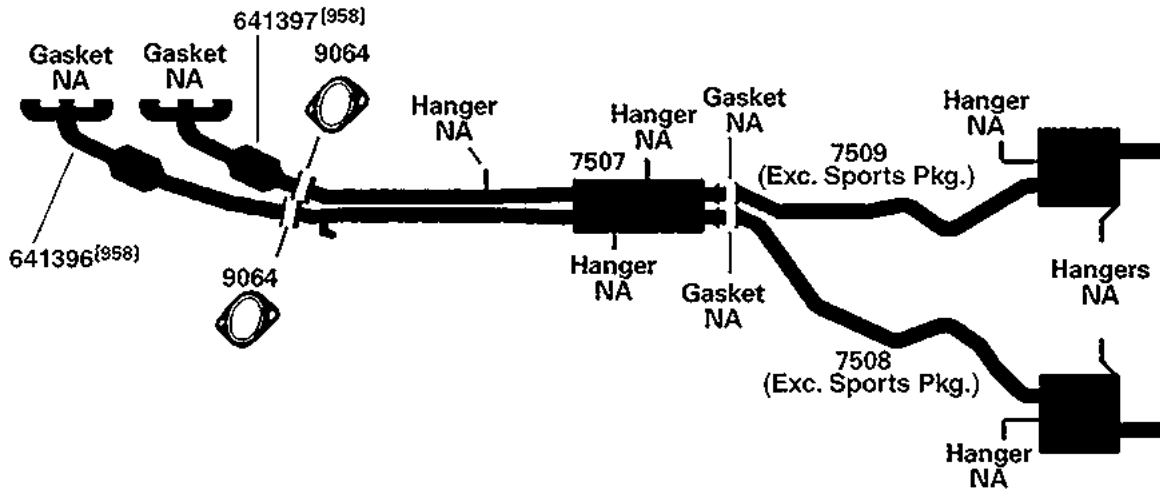
(BW384) 1995 6 Cyl. 525i, 2.5L Engine, From 11/90



ANSA

BMW X SERIES

(100639) 01-06 6 Cyl. X5, 3.0L Engine



NA-Not Available. NR-Not Required. FL-Remove and Re-Use Old Flange. ● Golden Warehouse. O.E.-Original Equipment.

Airtube Kit [4948] may be required to complete installation. EFI-Electronic Fuel Injection.

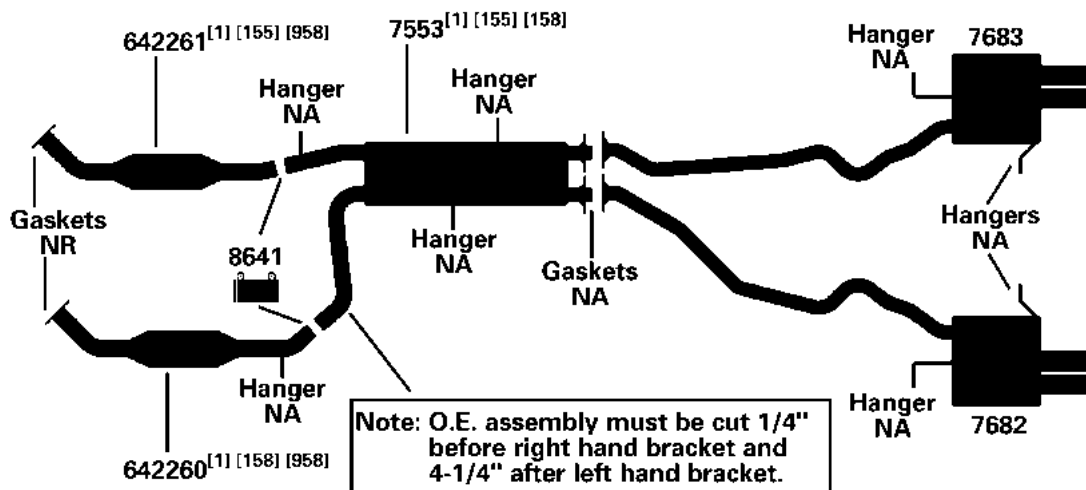
[98] Refer to current Catalytic Converter catalog or Website catalog for availability.

[958] Federal & California Emissions. Not For Sale or Use on vehicles licensed in the state of CA & NY (NY vehicles with CA Emissions). Check with your state authority for details.

BMW X SERIES

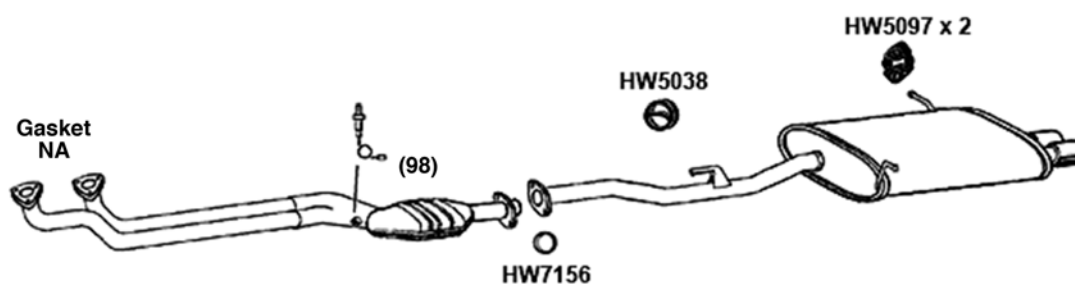
00-03 8 Cyl. X5, 4.4L Engine

(101966)

**BMW Z SERIES**

97-98 6 Cyl. Z3, 2.8L Engine

(BW472)

BW 12347
18.101.436.554**ANSA®**

NA-Not Available. NR-Not Required. FL-Remove and Re-Use Old Flange. ● Golden Warehouse. O.E.-Original Equipment.

Airtube Kit [4948] may be required to complete installation. EFI-Electronic Fuel Injection.

[1] OE system was a welded assembly. It is recommended that all parts noted [1] should be replaced.

[98] Refer to current Catalytic Converter catalog or Website catalog for availability.

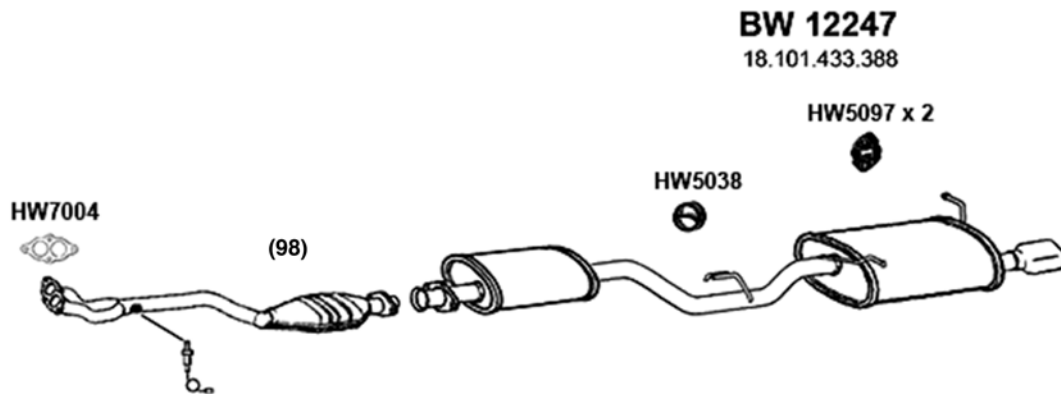
[155] O.E. assembly must be cut 1/4" before right hand bracket.

[158] O.E. assembly must be cut 4 1/4" after left hand bracket.

[958] Federal & California Emissions. Not For Sale or Use on vehicles licensed in the state of CA & NY (NY vehicles with CA Emissions). Check with your state authority for details.

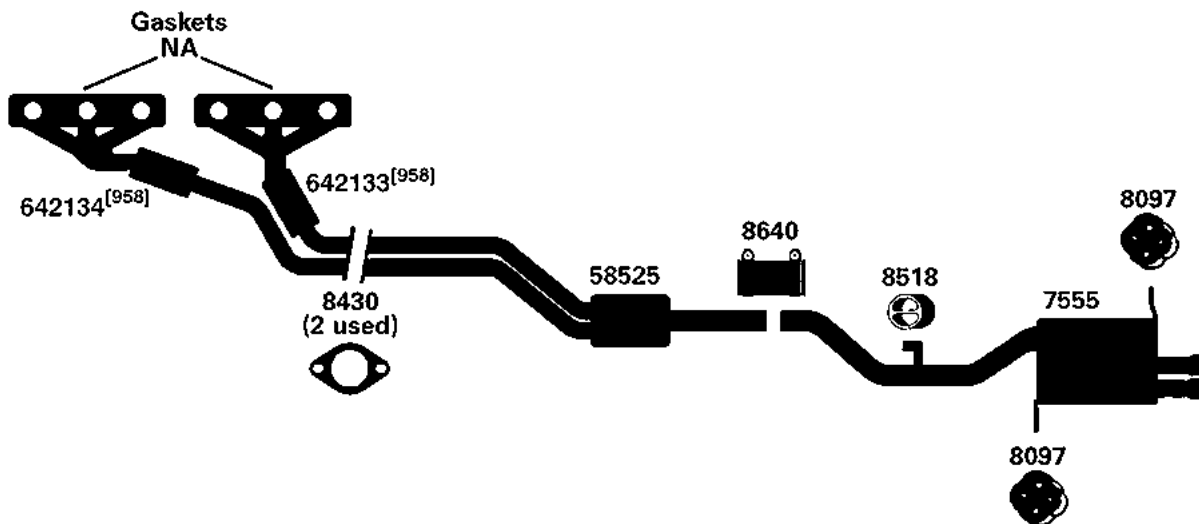
BMW Z SERIES

(BW471) 96-98 4 Cyl. Z3, 1.9L Engine



ANSA

(101977) 99-00 6 Cyl. Z3, 2.5L & 2.8L Engines

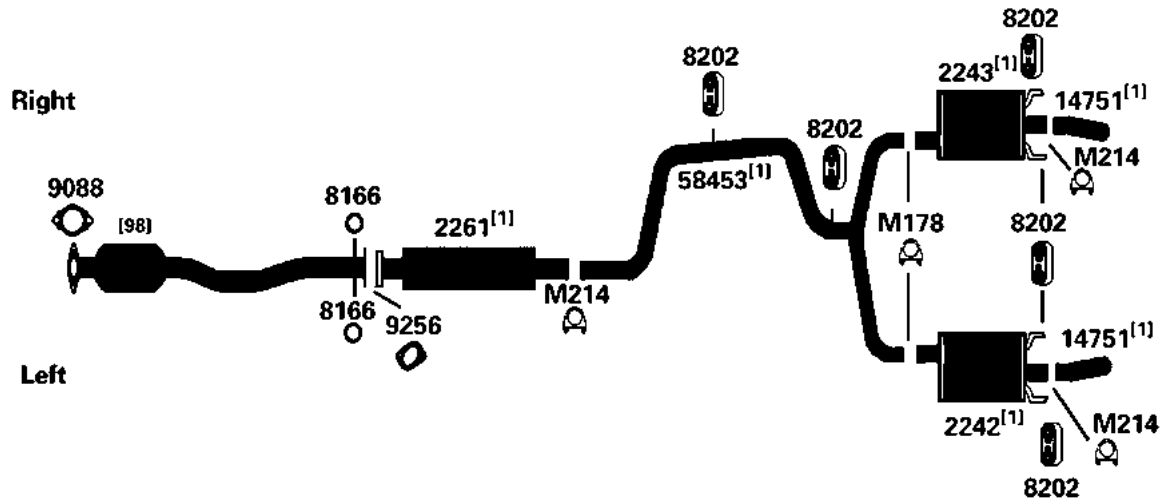


NA-Not Available. NR-Not Required. FL-Remove and Re-Use Old Flange. ● Golden Warehouse. O.E.-Original Equipment.
Airtube Kit [4948] may be required to complete installation. EFI-Electronic Fuel Injection.

[98] Refer to current Catalytic Converter catalog or Website catalog for availability.

05-07 6 Cyl. Allure, 3.6L Engine; Dual Exhaust (CANADA ONLY)

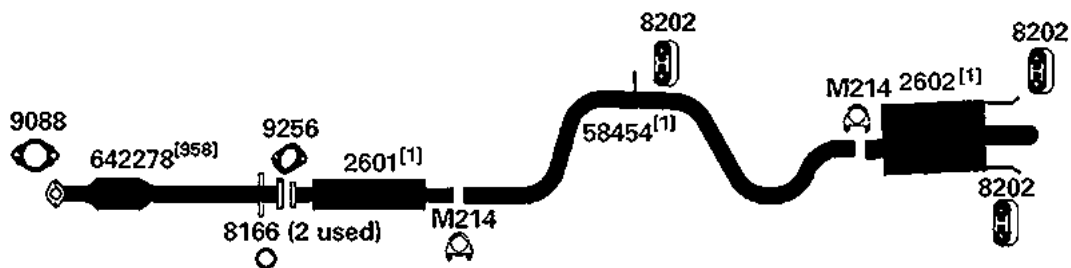
(101996)



DIRECT FIT MSL/MAXIMUM Muffler... Front Muffler- 700293, Left Rear Muffler- 700300, Right Rear Muffler- 700298

05-07 6 Cyl. Allure, 3.8L Engine; Single Exhaust (CANADA ONLY)

(101995)

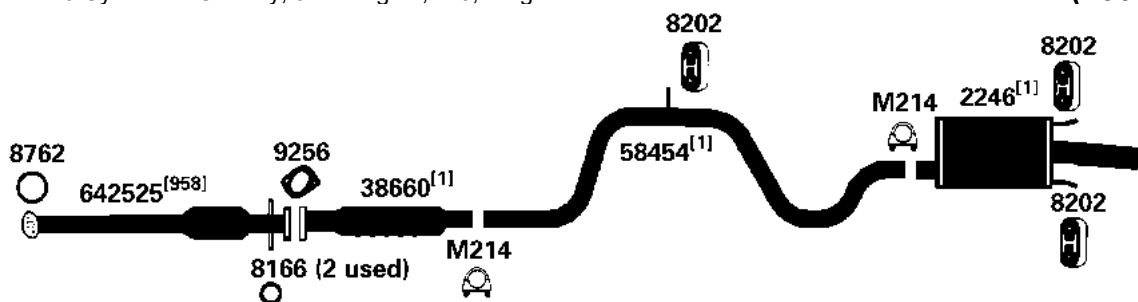


DIRECT FIT MSL/MAXIMUM Muffler... Front Muffler- 700470, Rear Muffler- 700485

BUICK CENTURY, REGAL (Also see Buick Somerset Regal)

03-05 6 Cyl. Century, 3.1L Engine, V-6, Single Exhaust

(100351)



DIRECT FIT MSL/MAXIMUM Muffler... 700333

NA-Not Available. NR-Not Required. FL-Remove and Re-Use Old Flange. ● Golden Warehouse. O.E.-Original Equipment.

Airtube Kit [4948] may be required to complete installation. EFI-Electronic Fuel Injection.

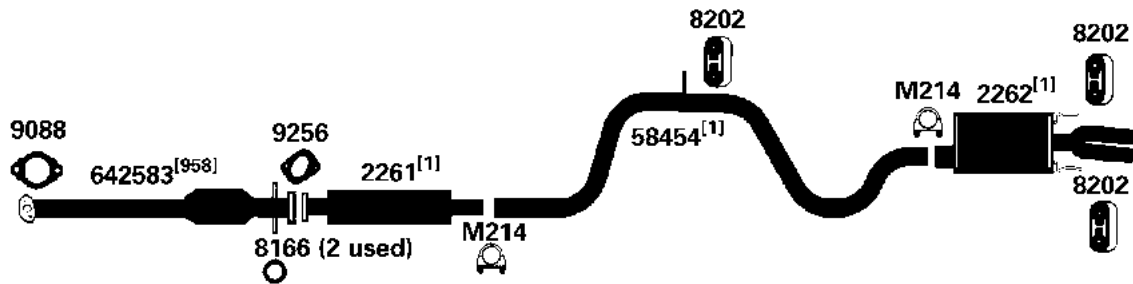
[1] OE system was a welded assembly. It is recommended that all parts noted [1] should be replaced.

[98] Refer to current Catalytic Converter catalog or Website catalog for availability.

[958] Federal & California Emissions. Not For Sale or Use on vehicles licensed in the state of CA & NY (NY vehicles with CA Emissions). Check with your state authority for details.

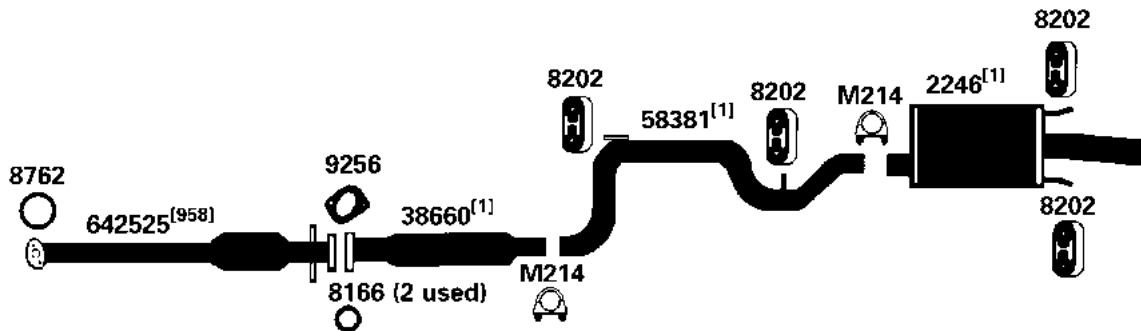
BUICK CENTURY, REGAL (Also see Buick Somerset Regal)

(100350) 03-04 6 Cyl. Regal, 3.8L Engine, V-6, Fuel Injected



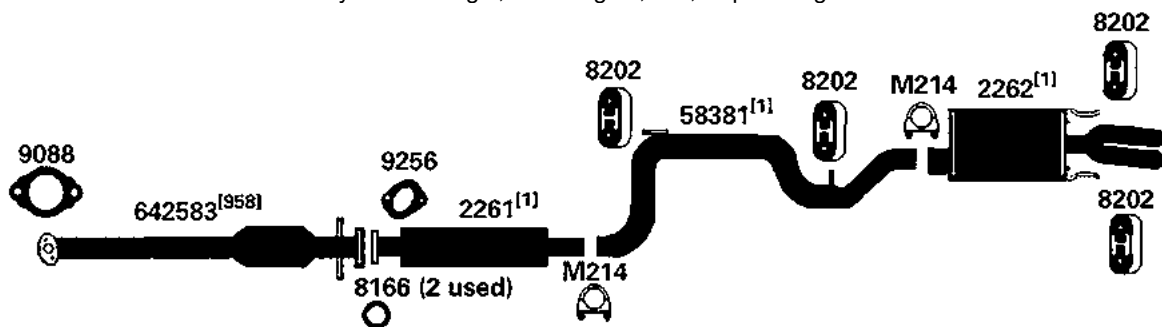
DIRECT FIT MSL/MAXIMUM Muffler... Front Muffler- 700293, Rear Muffler- 700338

(100001) 97-02 6 Cyl. Century, 3.1L Engine, V-6, Single Exhaust



DIRECT FIT MSL/MAXIMUM Muffler... 700333

(100004) 97-02 6 Cyl. Regal, 3.8L Engine, V-6, Fuel Injected
97-00 6 Cyl. Regal, 3.8L Engine, V-6, Supercharged



DIRECT FIT MSL/MAXIMUM Muffler... Front Muffler- 700293, Rear Muffler- 700338

NA-Not Available. NR-Not Required. FL-Remove and Re-Use Old Flange. ● Golden Warehouse. O.E.-Original Equipment.

Airtube Kit [4948] may be required to complete installation. EFI-Electronic Fuel Injection.

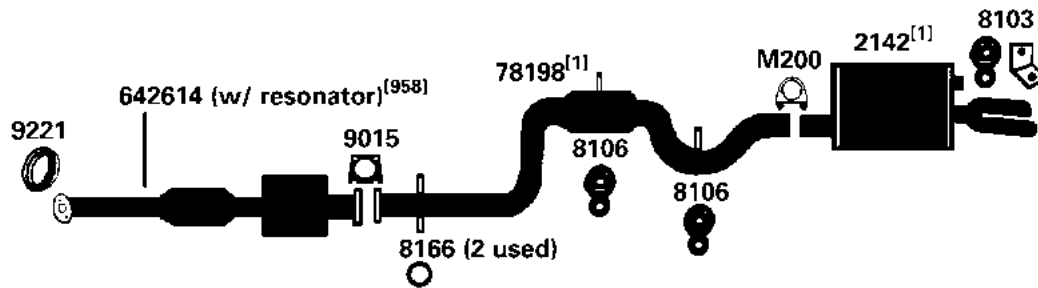
[1] OE system was a welded assembly. It is recommended that all parts noted [1] should be replaced.

[958] Federal & California Emissions. Not For Sale or Use on vehicles licensed in the state of CA & NY (NY vehicles with CA Emissions). Check with your state authority for details.

BUICK CENTURY, REGAL (Also see Buick Somerset Regal)

1996 6 Cyl. Regal, 3.8L Engine

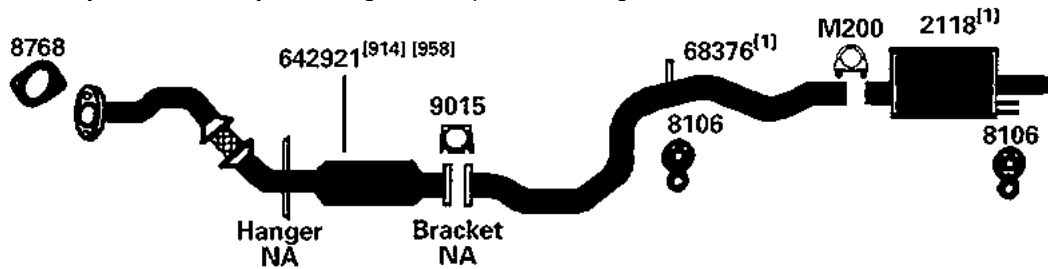
(887)



DIRECT FIT MSL/MAXIMUM Muffler... 700334

95-96 4 Cyl. Century, 2.2L Engine; except Station Wagon

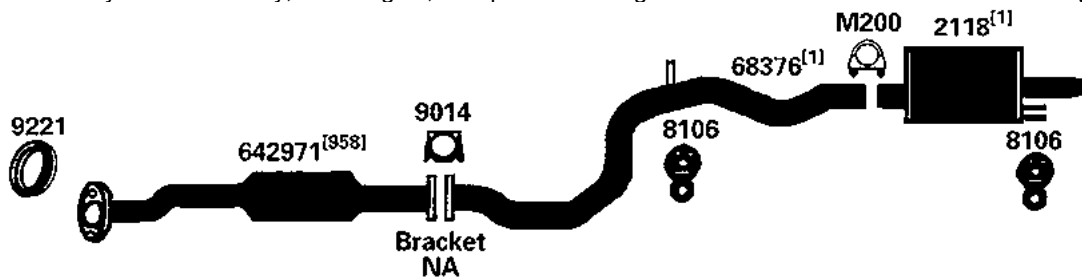
(885)



DIRECT FIT MSL/MAXIMUM Muffler... 700143, Silentone DIY Muffler... 5572 and 14761 Pipe

95-96 6 Cyl. Century, 3.1L Engine; except Station Wagon

(884)



DIRECT FIT MSL/MAXIMUM Muffler... 700143, Silentone DIY Muffler... 5572 and 14761 Pipe

NA-Not Available. NR-Not Required. FL-Remove and Re-Use Old Flange. ● Golden Warehouse. O.E.-Original Equipment.

Airtube Kit [4948] may be required to complete installation. EFI-Electronic Fuel Injection.

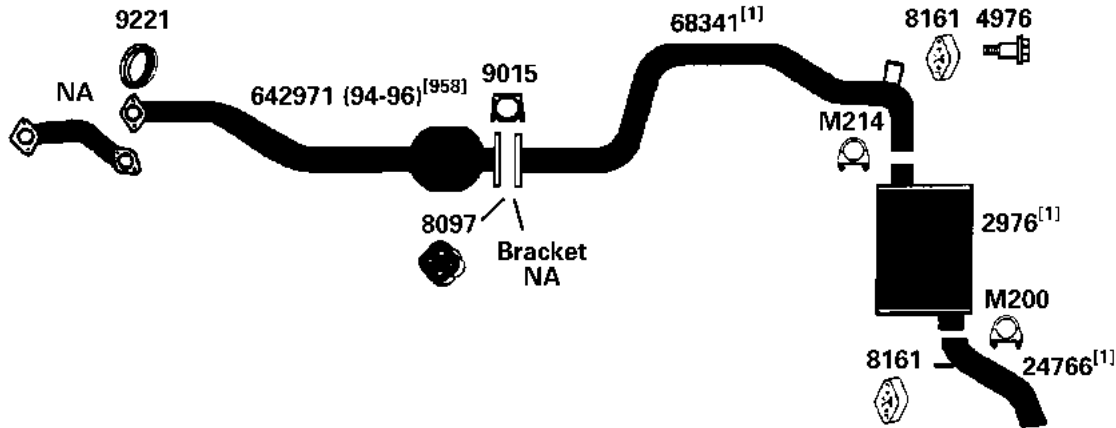
[1] OE system was a welded assembly. It is recommended that all parts noted [1] should be replaced.

[914] Direct fit converter includes front (Exhaust) pipe, (1) piece assembly.

[958] Federal & California Emissions. Not For Sale or Use on vehicles licensed in the state of CA & NY (NY vehicles with CA Emissions). Check with your state authority for details.

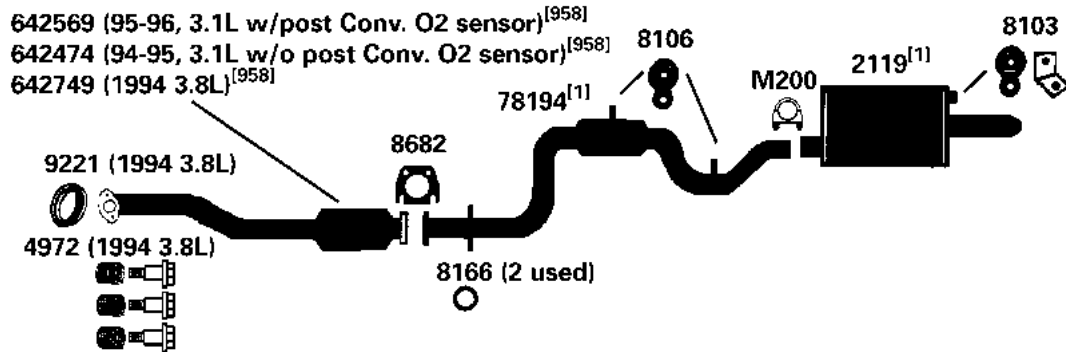
BUICK CENTURY, REGAL (Also see Buick Somerset Regal)

(878) 95-96 6 Cyl. Century Sta. Wagon, 3.1L Engine



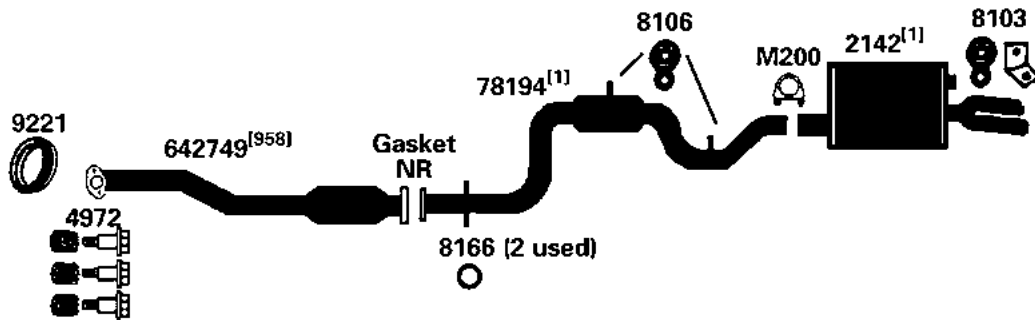
DIRECT FIT MSL/MAXIMUM Muffler... 6543, UNIVERSAL FIT MSL/MAXIMUM Muffler... 709012, Silentone DIY Muffler... 5528

(883) 95-96 6 Cyl. Regal, 3.1L Engine



DIRECT FIT MSL/MAXIMUM Muffler... 700235

(886) 1995 6 Cyl. Regal, 3.8L Engine



DIRECT FIT MSL/MAXIMUM Muffler... 700334

NA-Not Available. NR-Not Required. FL-Remove and Re-Use Old Flange. ● Golden Warehouse. O.E.-Original Equipment.

Airtube Kit [4948] may be required to complete installation. EFI-Electronic Fuel Injection.

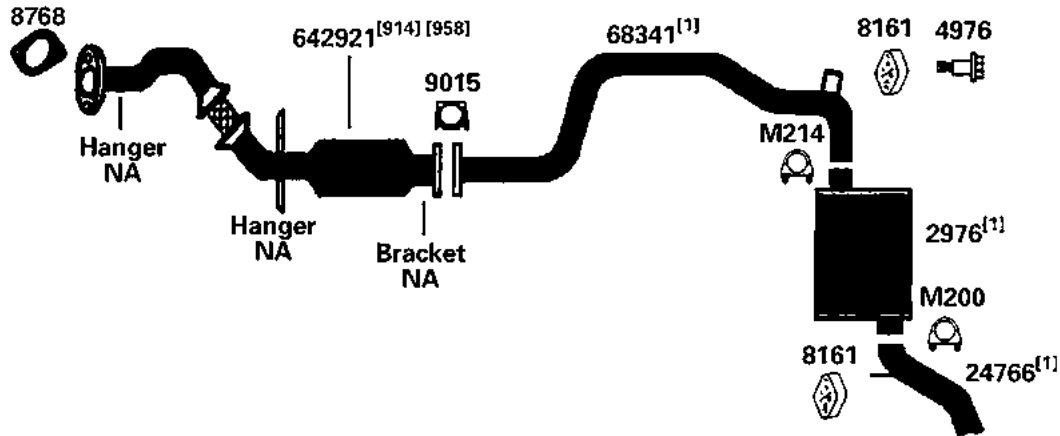
[1] OE system was a welded assembly. It is recommended that all parts noted [1] should be replaced.

[958] Federal & California Emissions. Not For Sale or Use on vehicles licensed in the state of CA & NY (NY vehicles with CA Emissions). Check with your state authority for details.

BUICK CENTURY, REGAL (Also see Buick Somerset Regal)

1995 4 Cyl. Century Sta. Wagon, 2.2L Engine

(881)

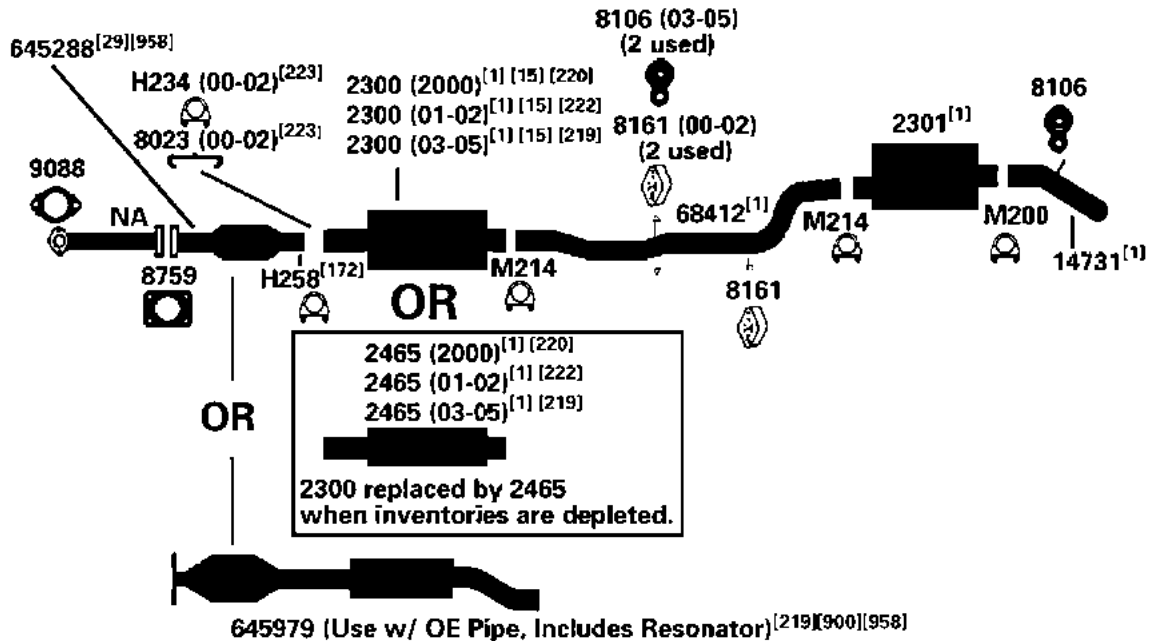


DIRECT FIT MSL/MAXIMUM Muffler... 6543, UNIVERSAL FIT MSL/MAXIMUM Muffler... 709012, Silentone DIY Muffler... 5528

BUICK ELECTRA, LESABRE, PARK AVE., ROADMASTER

00-05 6 Cyl. LeSabre, 3.8L Engine, V-6, Single Exhaust

(100352)



DIRECT FIT MSL/MAXIMUM Muffler... Front Muffler (2465)- 700319 (2000), 700319 (01-02), 700319 (03-05), Rear Muffler (2301)- 700373

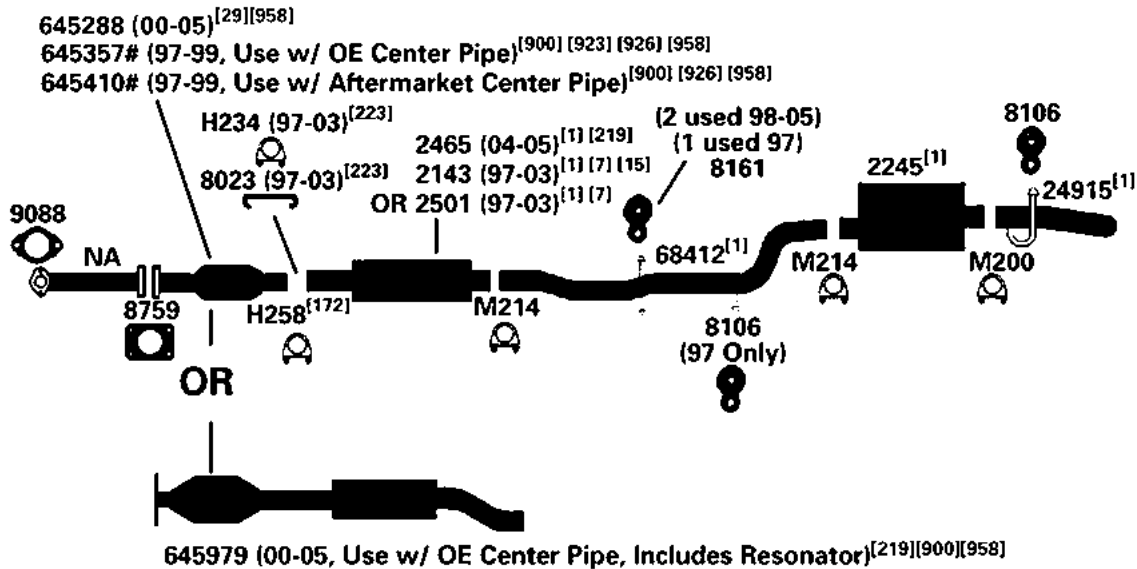
NA-Not Available. NR-Not Required. FL-Remove and Re-Use Old Flange. ● Golden Warehouse. O.E.-Original Equipment.
Airtube Kit [4948] may be required to complete installation. EFI-Electronic Fuel Injection.

- [1] OE system was a welded assembly. It is recommended that all parts noted [1] should be replaced.
[15] Discontinued, use until inventory is depleted.
[29] Cut as required.
[172] Special O.E. style clamp designed for this application.
[219] Cut O.E. extension pipe as necessary for installation.
[220] The O.E. extension pipe must be cut off 4" behind the pipe to converter weld.
[222] The O.E. extension pipe must be cut off 9" behind the pipe to converter weld.

- [223] These parts needed in models with bracket at resonator inlet
[900] Direct fit converter may require resizing, cutting or bushing.
[914] Direct fit converter includes front (Exhaust) pipe, (1) piece assembly.
[958] Federal & California Emissions. Not For Sale or Use on vehicles licensed in the state of CA & NY (NY vehicles with CA Emissions). Check with your state authority for details.

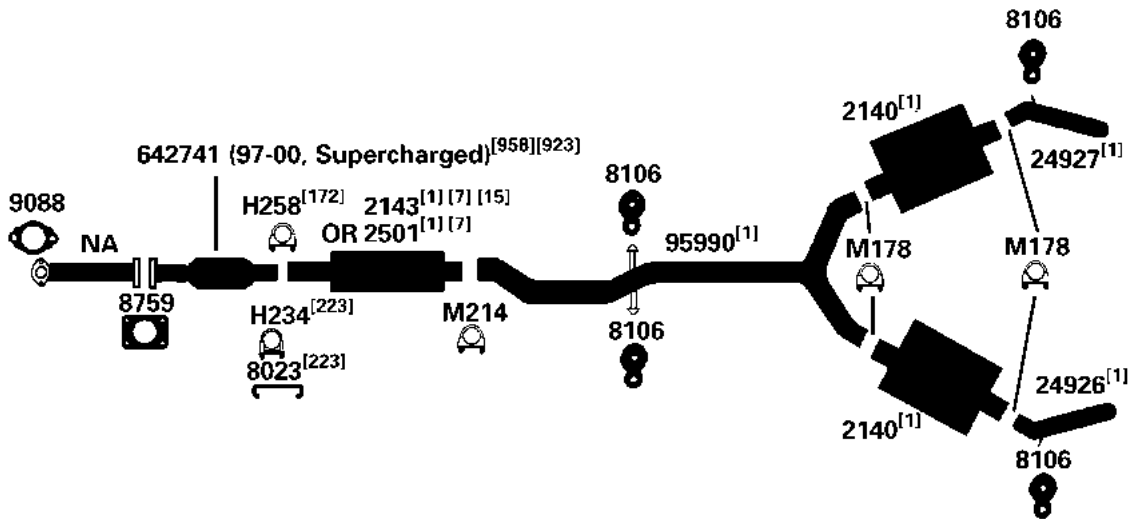
BUICK ELECTRA, LESABRE, PARK AVE., ROADMASTER

(692) 97-05 6 Cyl. Park Avenue, 3.8L Engine, Fuel Injection



DIRECT FIT MSL/MAXIMUM Muffler... Front Muffler (2465)- 700319 (04-05), Front Muffler (2501)- 700446 (97-03), Rear Muffler (2245)- 700371

(691) 97-05 6 Cyl. Park Avenue, 3.8L V-6, Fuel Injected / Supercharged



DIRECT FIT MSL/MAXIMUM Muffler... Front Muffler (2501)- 700446, Rear Muffler (2140)- 700357, UNIVERSAL FIT MSL/MAXIMUM Muffler... Rear Muffler (2140)- 709010

NA-Not Available. NR-Not Required. FL-Remove and Re-Use Old Flange. ● Golden Warehouse. O.E.-Original Equipment.

Airtube Kit [4948] may be required to complete installation. EFI-Electronic Fuel Injection.

[1] OE system was a welded assembly. It is recommended that all parts noted [1] should be replaced.

[7] The O.E. extension pipe must be cut off 1 3/8" behind the pipe to converter weld.

[15] Discontinued, use until inventory is depleted.

[29] Cut as required.

[172] Special O.E. style clamp designed for this application.

[219] Cut O.E. extension pipe as necessary for installation.

[223] These parts needed in models with bracket at resonator inlet

[900] Direct fit converter may require resizing, cutting or bushing.

[923] #3 bushing may be required

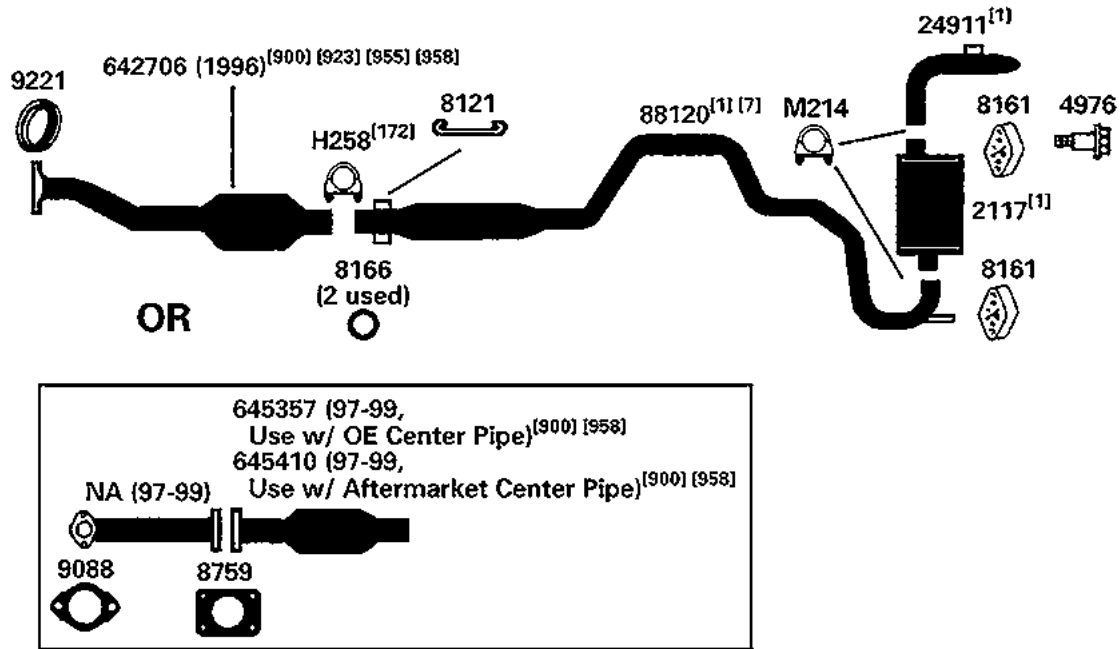
[926] Models w/ 4 bolt flange inlet; 2nd design front pipe and conv. separate.

[958] Federal & California Emissions. Not For Sale or Use on vehicles licensed in the state of CA & NY (NY vehicles with CA Emissions). Check with your state authority for details.

BUICK ELECTRA, LESABRE, PARK AVE., ROADMASTER

96-99 6 Cyl. LeSabre, 3.8L Engine

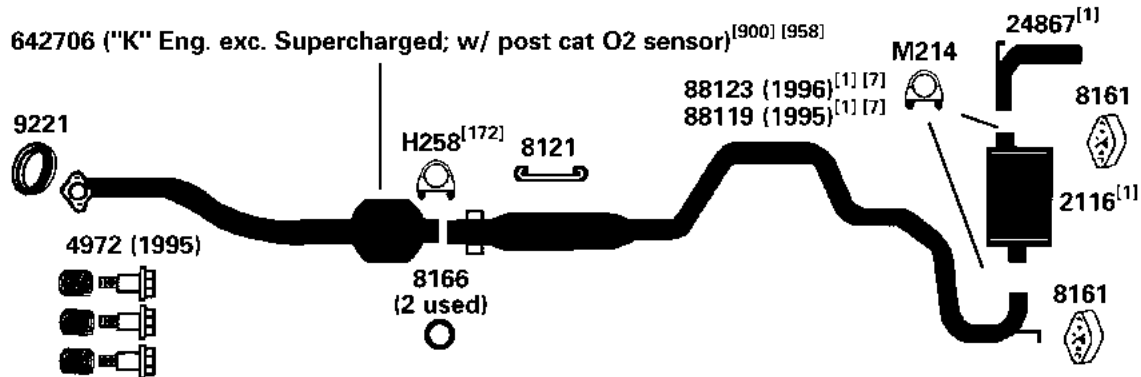
(690)



DIRECT FIT MSL/MAXIMUM Muffler... 700234, UNIVERSAL FIT MSL/MAXIMUM Muffler... 709014

95-96 6 Cyl. Park Avenue, 3.8L Engine
1995 6 Cyl. Park Avenue, 3.8L Supercharged Engine

(689)



DIRECT FIT MSL/MAXIMUM Muffler... 6597, UNIVERSAL FIT MSL/MAXIMUM Muffler... 6533, 6596, 709014, Silentone DIY Muffler... 5505

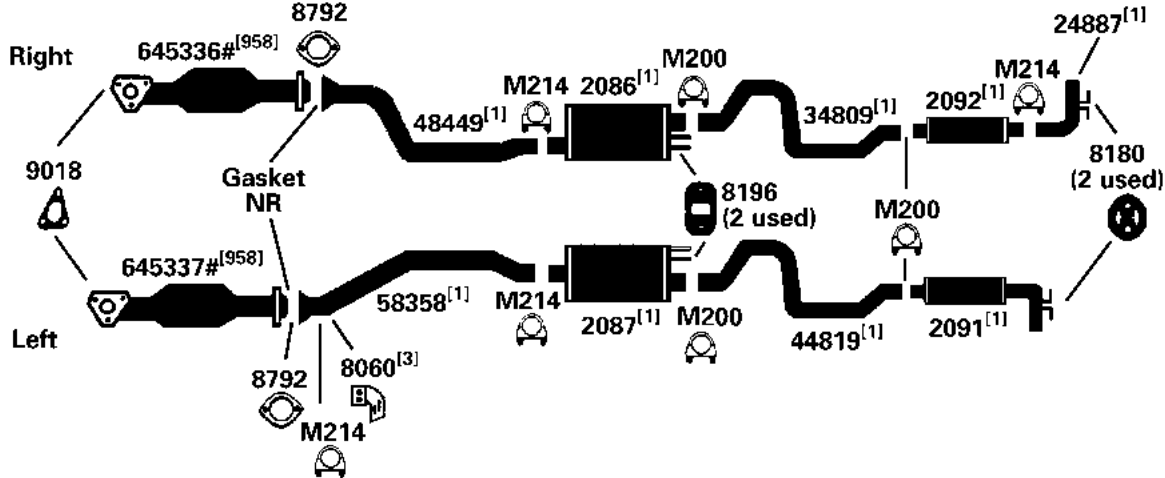
NA-Not Available. NR-Not Required. FL-Remove and Re-Use Old Flange. ● Golden Warehouse. O.E.-Original Equipment.
Airtube Kit [4948] may be required to complete installation. EFI-Electronic Fuel Injection.

- [1] OE system was a welded assembly. It is recommended that all parts noted [1] should be replaced.
- [7] The O.E. extension pipe must be cut off 1 3/8" behind the pipe to converter weld.
- [98] Refer to current Catalytic Converter catalog or Website catalog for availability.
- [172] Special O.E. style clamp designed for this application.

- [900] Direct fit converter may require resizing, cutting or bushing.
- [923] #3 bushing may be required
- [955] 1st design front pipe and conv. are 1-piece.
- [958] Federal & California Emissions. Not For Sale or Use on vehicles licensed in the state of CA & NY (NY vehicles with CA Emissions). Check with your state authority for details.

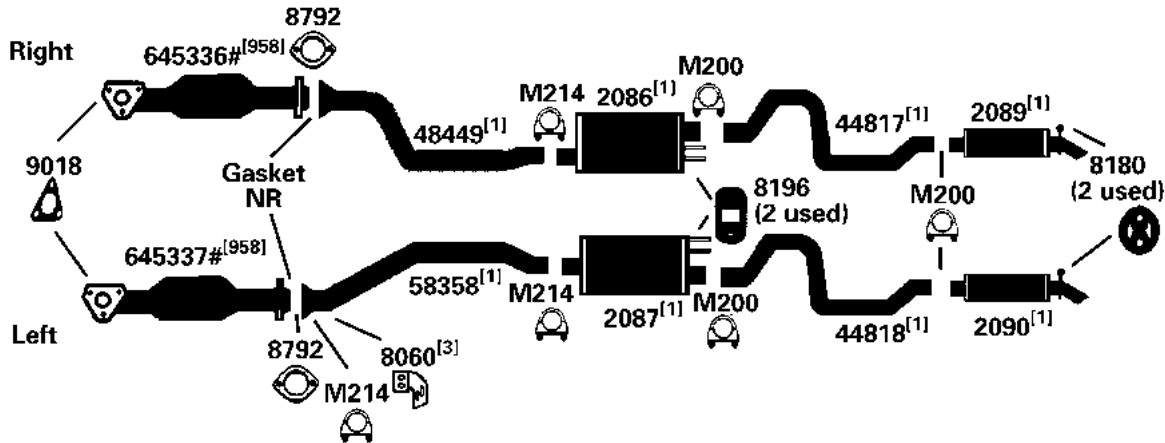
BUICK ELECTRA, LESABRE, PARK AVE., ROADMASTER

(685) 95-96 8 Cyl. Roadmaster Estate Wagon, 5.7L Engine, Dual Exhaust



DIRECT FIT MSL/MAXIMUM Muffler... Right Front Muffler- 700171, Left Front Muffler- 700172, Left Rear Muffler- 700318, Right Rear Muffler- 700316,
UNIVERSAL FIT MSL/MAXIMUM Muffler... Right Front Muffler- 6538, 6543, 6553, 6556, 709012, Left Front Muffler- 6538, 6543, 6553, 6556, 709012

(686) 95-96 8 Cyl. Roadmaster Sedan, 5.7L Engine, Dual Exhaust



DIRECT FIT MSL/MAXIMUM Muffler... Right Front Muffler- 700171, Left Front Muffler- 700172, Right Rear Muffler- 700231, Left Rear Muffler- 700232,
UNIVERSAL FIT MSL/MAXIMUM Muffler... Right Front Muffler- 6538, 6543, 6553, 6556, 709012, Left Front Muffler- 6538, 6543, 6553, 6556, 709012

NA-Not Available. NR-Not Required. FL-Remove and Re-Use Old Flange. ● Golden Warehouse. O.E.-Original Equipment.

Airtube Kit [4948] may be required to complete installation. EFI-Electronic Fuel Injection.

[1] OE system was a welded assembly. It is recommended that all parts noted [1] should be replaced.

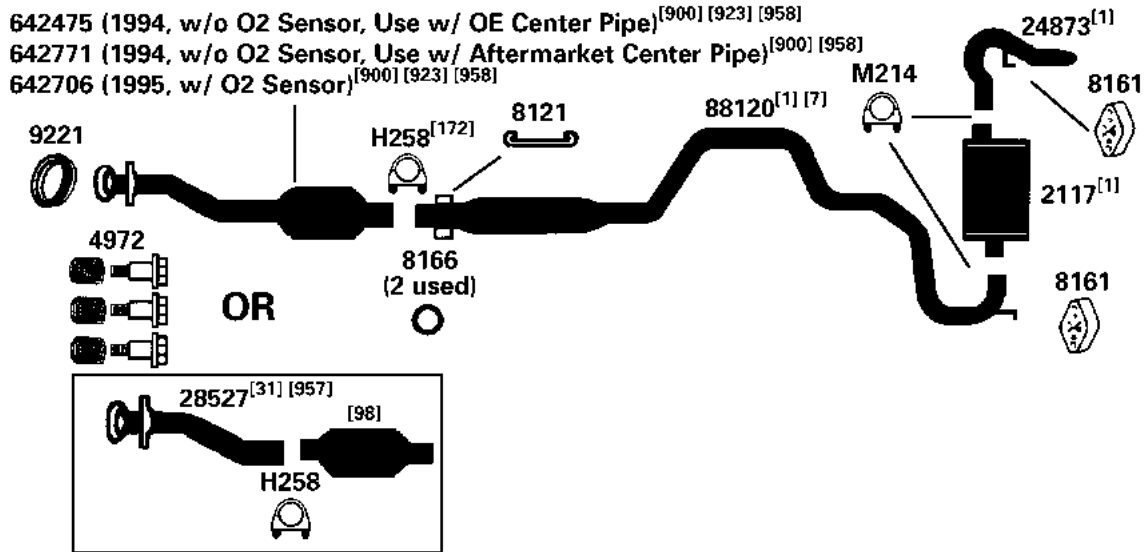
[3] Required for installation.

[958] Federal & California Emissions. Not For Sale or Use on vehicles licensed in the state of CA & NY (NY vehicles with CA Emissions). Check with your state authority for details.

BUICK ELECTRA, LESABRE, PARK AVE., ROADMASTER

1995 6 Cyl. LeSabre, 3.8L Engine

(688)

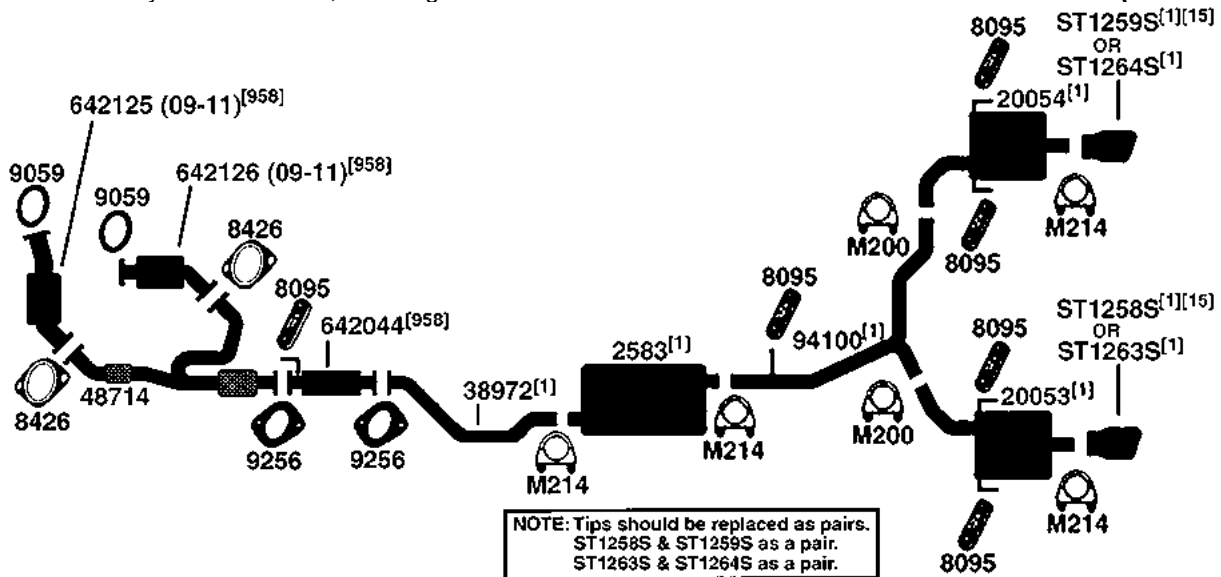


DIRECT FIT MSL/MAXIMUM Muffler... 700234, UNIVERSAL FIT MSL/MAXIMUM Muffler... 709014

BUICK ENCLAVE

09-12 6 Cyl. Enclave; 3.6L Engine

(102648)



DIRECT FIT MSL/MAXIMUM Muffler... 700473

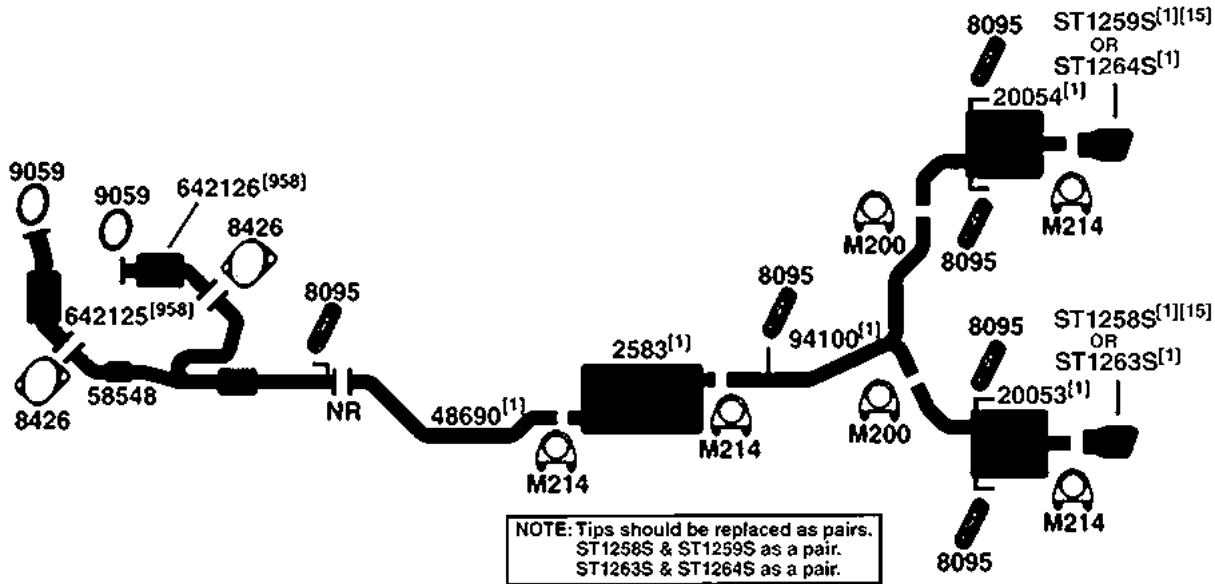
NA-Not Available. NR-Not Required. FL-Remove and Re-Use Old Flange. ● Golden Warehouse. O.E.-Original Equipment.
 # Airtube Kit [4948] may be required to complete installation. EFI-Electronic Fuel Injection.

- [1] OE system was a welded assembly. It is recommended that all parts noted [1] should be replaced.
- [7] The O.E. extension pipe must be cut off 1 3/8" behind the pipe to converter weld.
- [15] Discontinued, use until inventory is depleted.
- [31] The O.E. front exhaust pipe must be cut off 1 1/4" in front of the pipe to converter weld.
- [98] Refer to current Catalytic Converter catalog or Website catalog for availability.

- [172] Special O.E. style clamp designed for this application.
- [900] Direct fit converter may require resizing, cutting or bushing.
- [923] #3 bushing may be required
- [957] Front pipe is not required when ordering converter.
- [958] Federal & California Emissions. Not For Sale or Use on vehicles licensed in the state of CA & NY (NY vehicles with CA Emissions). Check with your state authority for details.

BUICK ENCLAVE

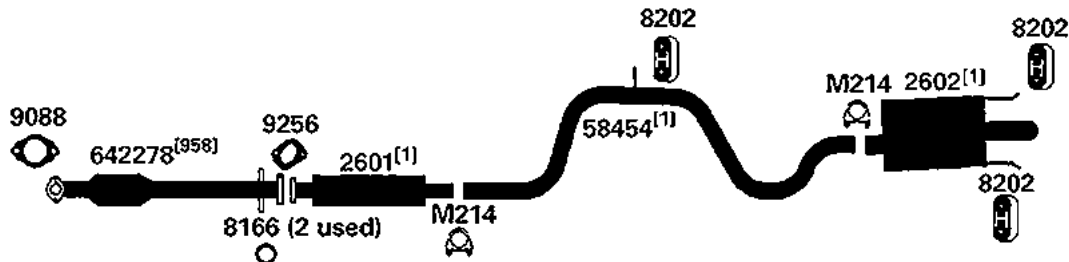
(102647) 2008 6 Cyl. Enclave; 3.6L Engine



DIRECT FIT MSL/MAXIMUM Muffler... 700473

BUICK LACROSSE

(100469) 05-09 6 Cyl. LaCrosse, 3.8L Engine; Single Exhaust



DIRECT FIT MSL/MAXIMUM Muffler... Front Muffler- 700470, Rear Muffler- 700485

NA-Not Available. NR-Not Required. FL-Remove and Re-Use Old Flange. ● Golden Warehouse. O.E.-Original Equipment.

Airtube Kit [4948] may be required to complete installation. EFI-Electronic Fuel Injection.

[1] OE system was a welded assembly. It is recommended that all parts noted [1] should be replaced.

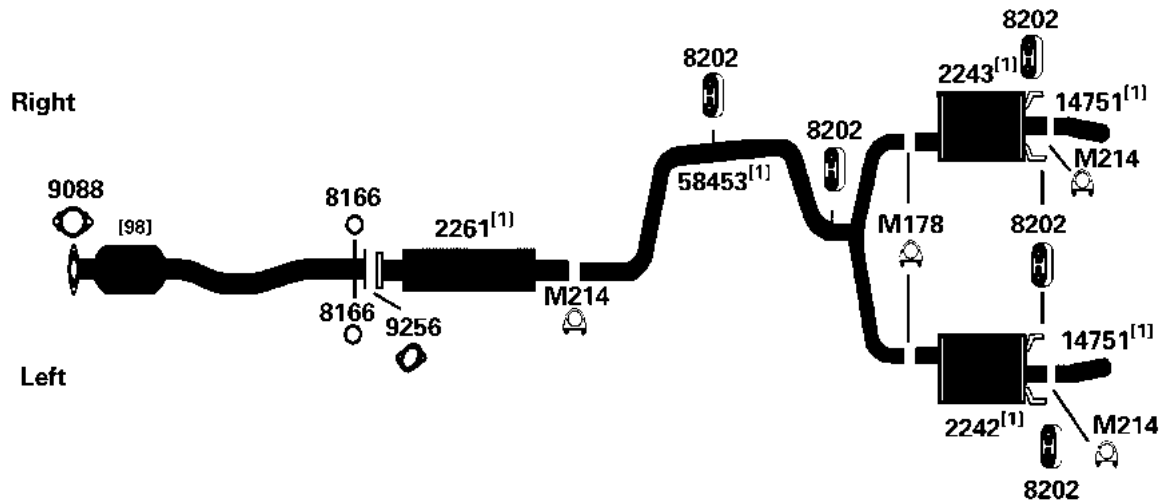
[15] Discontinued, use until inventory is depleted.

[958] Federal & California Emissions. Not For Sale or Use on vehicles licensed in the state of CA & NY (NY vehicles with CA Emissions). Check with your state authority for details.

BUICK LACROSSE

05-08 6 Cyl. LaCrosse, 3.6L Engine; Dual Exhaust

(100468)

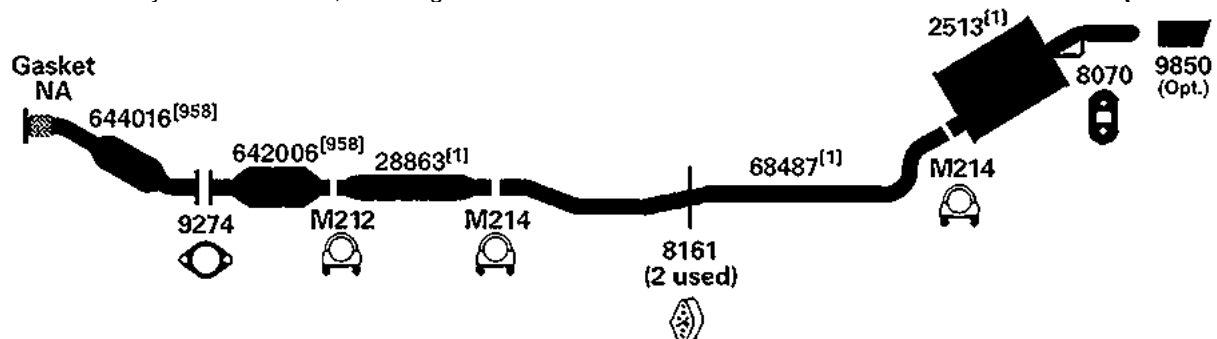


DIRECT FIT MSL/MAXIMUM Muffler... Front Muffler- 700293, Left Rear Muffler- 700300, Right Rear Muffler- 700298

BUICK LUCERNE

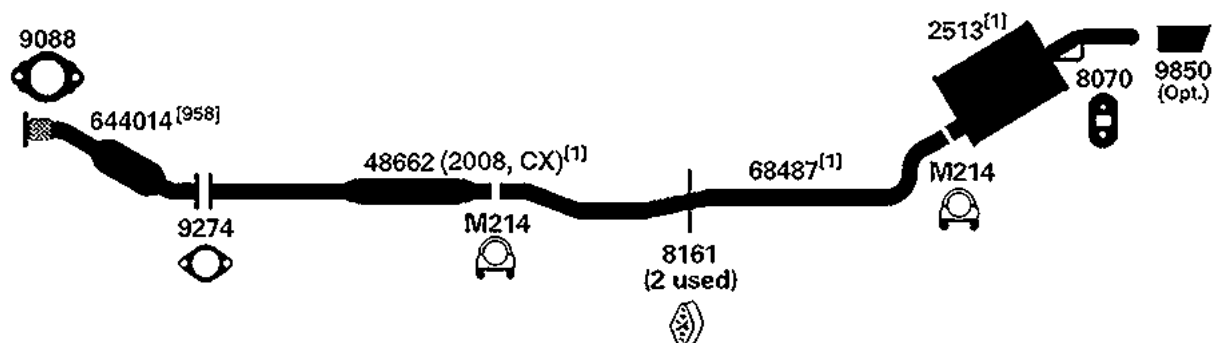
09-11 6 Cyl. Lucerne, 3.9L Engine

(102682)



06-08 6 Cyl. Lucerne, 3.8L Engine

(101959)



NA-Not Available. NR-Not Required. FL-Remove and Re-Use Old Flange. ● Golden Warehouse. O.E.-Original Equipment.

Airtube Kit [4948] may be required to complete installation. EFI-Electronic Fuel Injection.

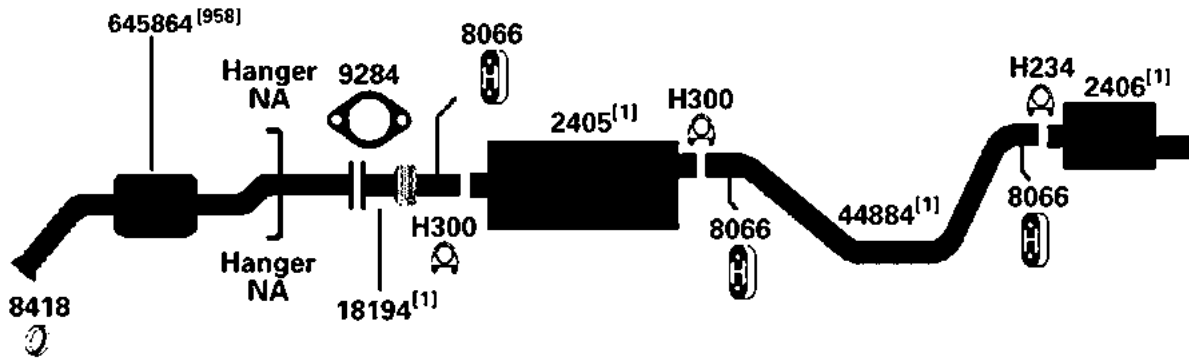
[1] OE system was a welded assembly. It is recommended that all parts noted [1] should be replaced.

[98] Refer to current Catalytic Converter catalog or Website catalog for availability.

[958] Federal & California Emissions. Not For Sale or Use on vehicles licensed in the state of CA & NY (NY vehicles with CA Emissions). Check with your state authority for details.

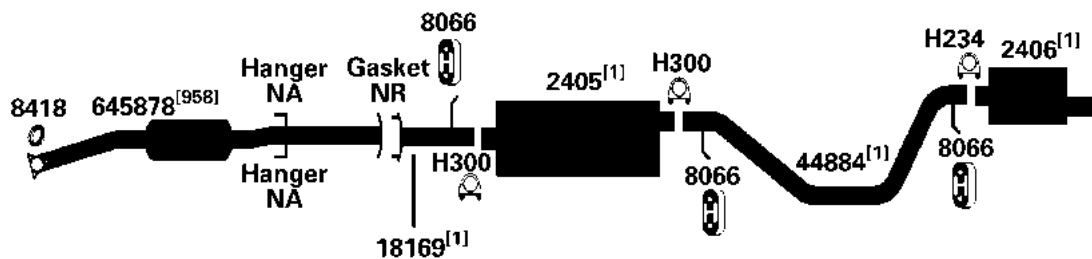
BUICK RAINIER

(101983) 06-07 6 Cyl. Rainier; 256 (4.2L) L6 Engine



DIRECT FIT MSL/MAXIMUM Muffler... Front Muffler- 700429, Rear Muffler- 700345

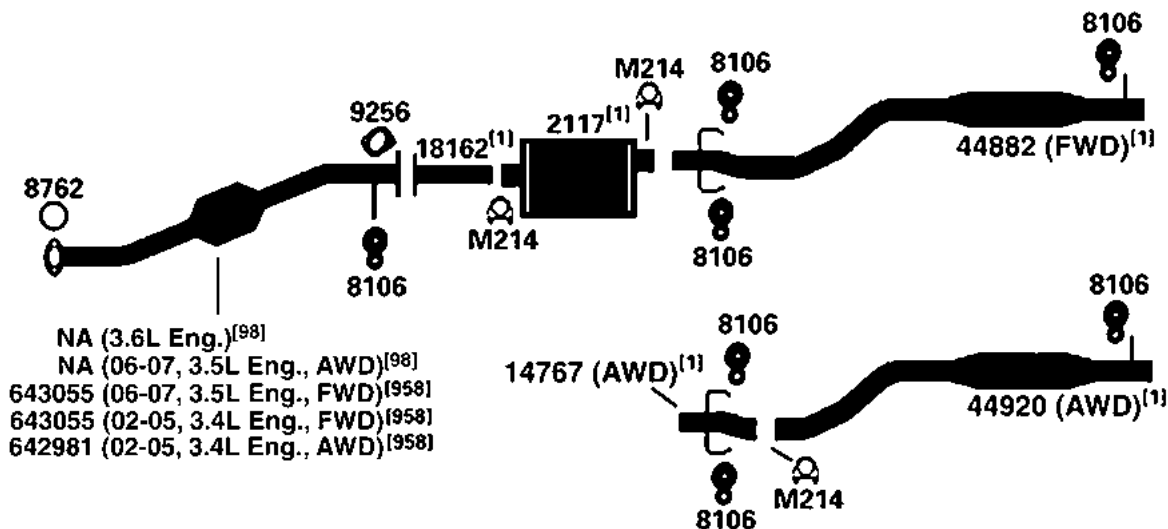
(100465) 04-05 6 Cyl. Rainier; 256 (4.2L) L6 Engine



DIRECT FIT MSL/MAXIMUM Muffler... Front Muffler- 700429, Rear Muffler- 700345

BUICK RENDEZVOUS

(100383) 06-07 6 Cyl. Rendezvous, 3.5L V-6 Engine
04-06 6 Cyl. Rendezvous, 3.6L V-6 Engine
02-05 6 Cyl. Rendezvous, 3.4L V-6 Engine; except Ultra Model



DIRECT FIT MSL/MAXIMUM Muffler... 700234

NA-Not Available. NR-Not Required. FL-Remove and Re-Use Old Flange. ● Golden Warehouse. O.E.-Original Equipment.

Airtube Kit [4948] may be required to complete installation. EFI-Electronic Fuel Injection.

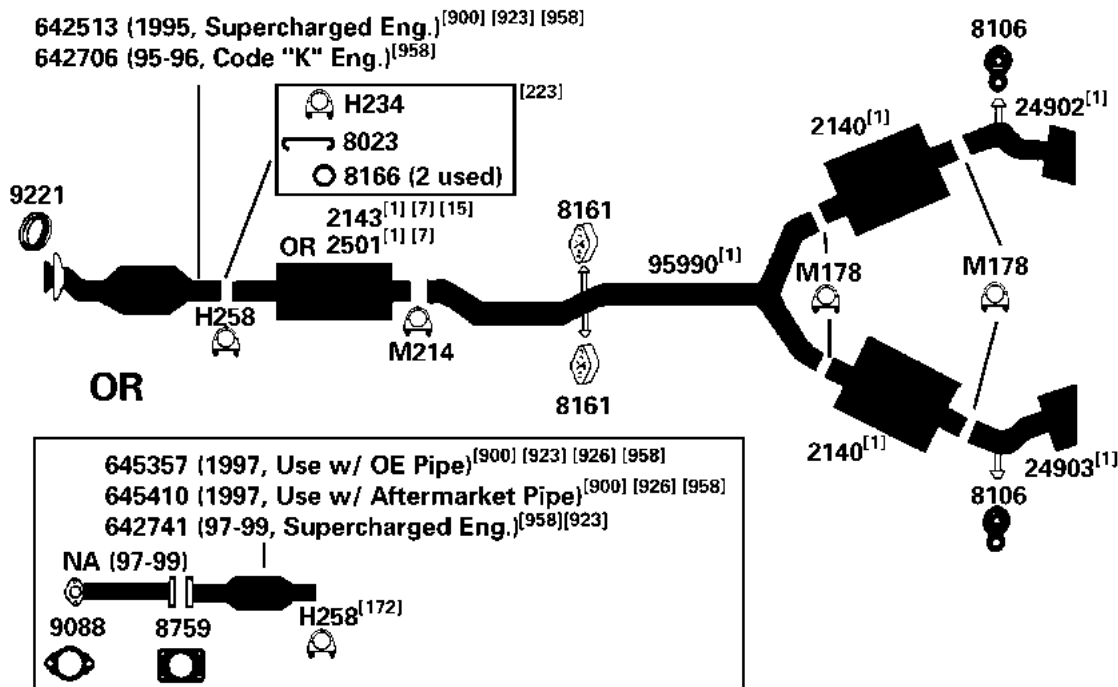
[1] OE system was a welded assembly. It is recommended that all parts noted [1] should be replaced.

[98] Refer to current Catalytic Converter catalog or Website catalog for availability.

[958] Federal & California Emissions. Not For Sale or Use on vehicles licensed in the state of CA & NY (NY vehicles with CA Emissions). Check with your state authority for details.

95-99 6 Cyl. Riviera, 3.8L Engine, Dual Exhaust, including Supercharged

(930)

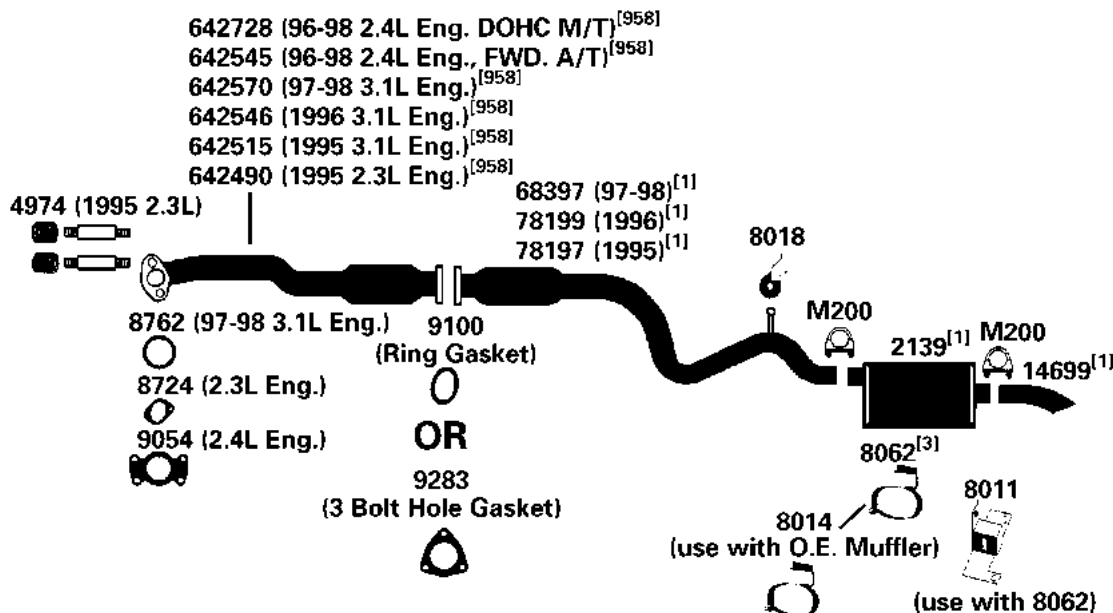


DIRECT FIT MSL/MAXIMUM Muffler... Front Muffler (2501)- 700446, Right Rear Muffler- 700357, Left Rear Muffler- 700357, UNIVERSAL
FIT MSL/MAXIMUM Muffler... Right Rear Muffler- 709010, Left Rear Muffler- 709010

BUICK SKYLARK

96-98 4 Cyl. Skylark, 2.4L Engine
95-98 6 Cyl. Skylark, 3.1L Engine
1995 4 Cyl. Skylark, 2.3L Engine

(761)



DIRECT FIT MSL/MAXIMUM Muffler... 700185

NA-Not Available. NR-Not Required. FL-Remove and Re-Use Old Flange. ● Golden Warehouse. O.E.-Original Equipment.
Airtube Kit [4948] may be required to complete installation. EFI-Electronic Fuel Injection.

- [1] OE system was a welded assembly. It is recommended that all parts noted [1] should be replaced.
[3] Required for installation.
[7] The O.E. extension pipe must be cut off 1 3/8" behind the pipe to converter

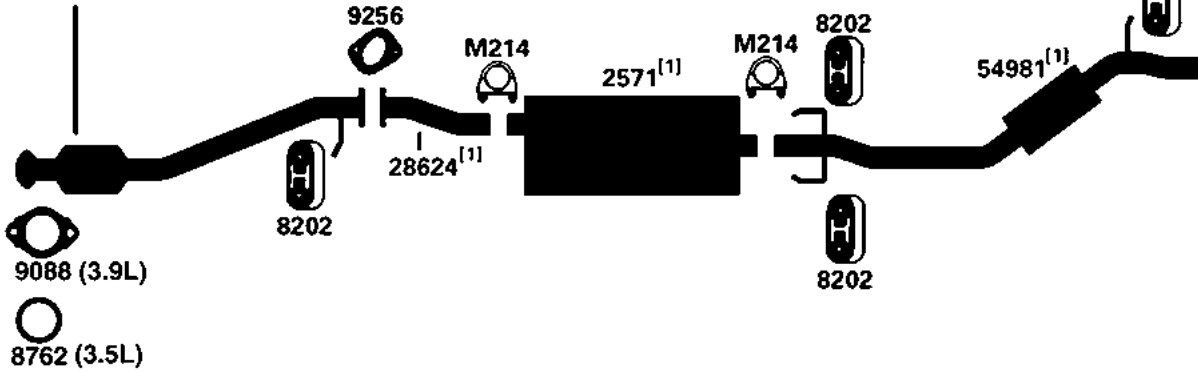
- weld.
[15] Discontinued, use until inventory is depleted.
[98] Refer to current Catalytic Converter catalog or Website catalog for availability.
[172] Special O.E. style clamp designed for this application.
[223] These parts needed in models with bracket at resonator inlet
[900] Direct fit converter may require resizing, cutting or bushing.
[914] Direct fit converter includes front (Exhaust) pipe, (1) piece assembly.
[915] Does not include complete front pipe.

BUICK TERRAZA

(102086) 2007 6 Cyl. Terraza; 3.9L Engine; Exc. Sport Suspension

643029 (3.9L Eng.)^[958]

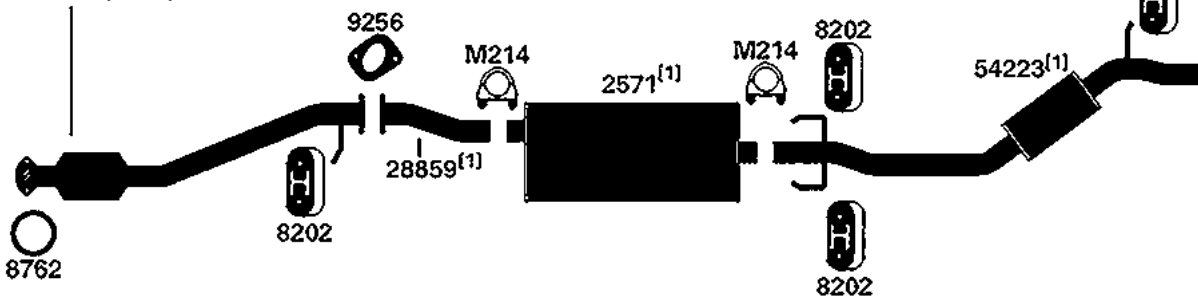
643017 (3.5L Eng., FWD)^[958]



DIRECT FIT MSL/MAXIMUM Muffler... 700469

(102688) 05-06 6 Cyl. Terraza; 3.5L Engine; w/ Sport Suspension

643017 (FWD)^[958]

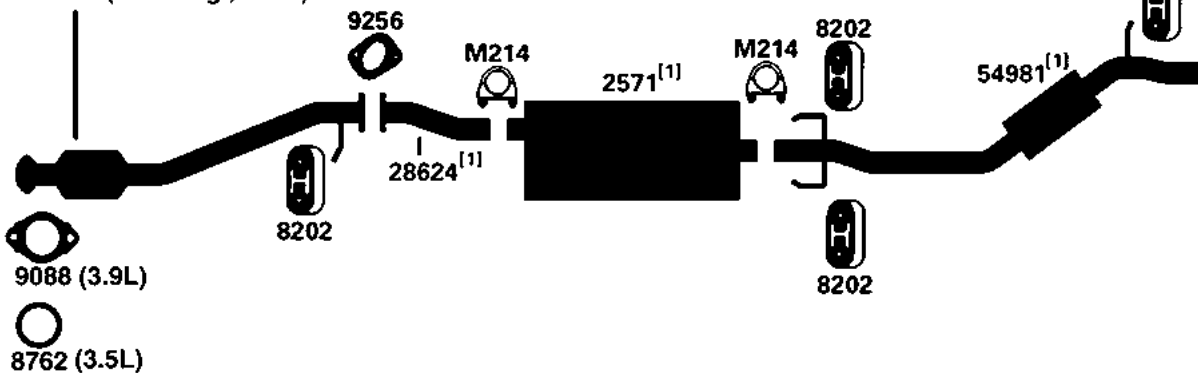


DIRECT FIT MSL/MAXIMUM Muffler... 700469

(102086) 05-06 6 Cyl. Terraza; 3.5L Engine; Exc. Sport Suspension

643029 (3.9L Eng.)^[958]

643017 (3.5L Eng., FWD)^[958]



DIRECT FIT MSL/MAXIMUM Muffler... 700469

NA-Not Available. NR-Not Required. FL-Remove and Re-Use Old Flange. ● Golden Warehouse. O.E.-Original Equipment.

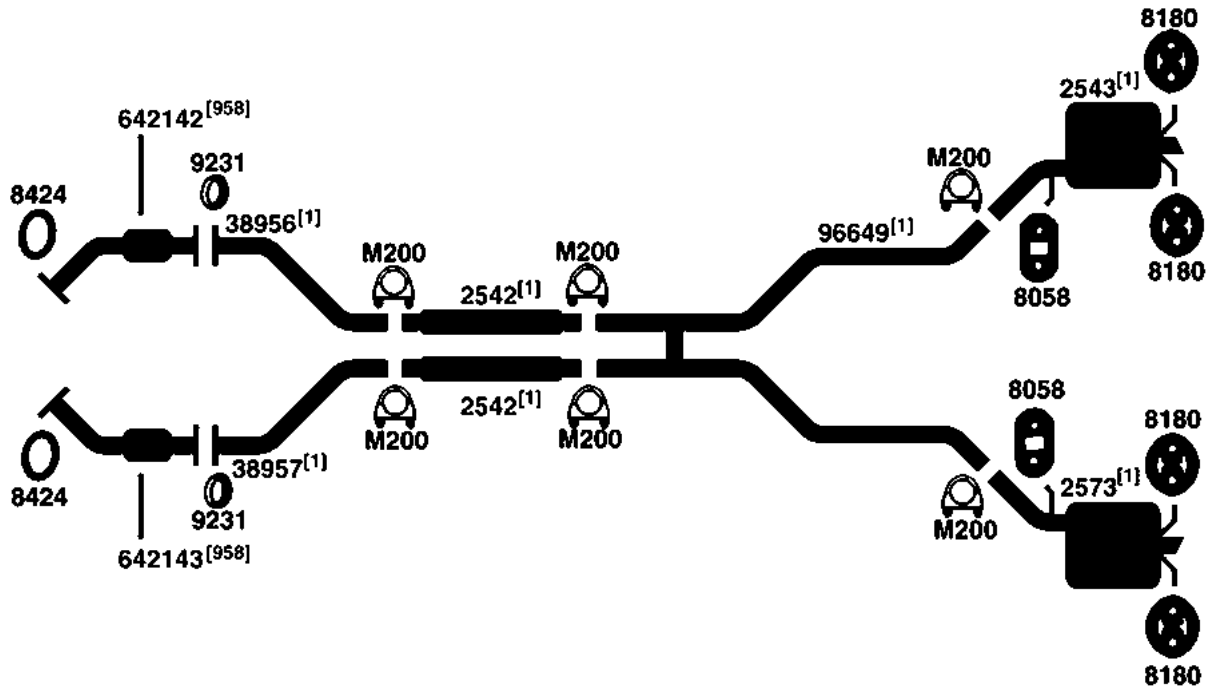
Airtube Kit [4948] may be required to complete installation. EFI-Electronic Fuel Injection.

[1] OE system was a welded assembly. It is recommended that all parts noted [1] should be replaced.

[958] Federal & California Emissions. Not For Sale or Use on vehicles licensed in the state of CA & NY (NY vehicles with CA Emissions). Check with your state authority for details.

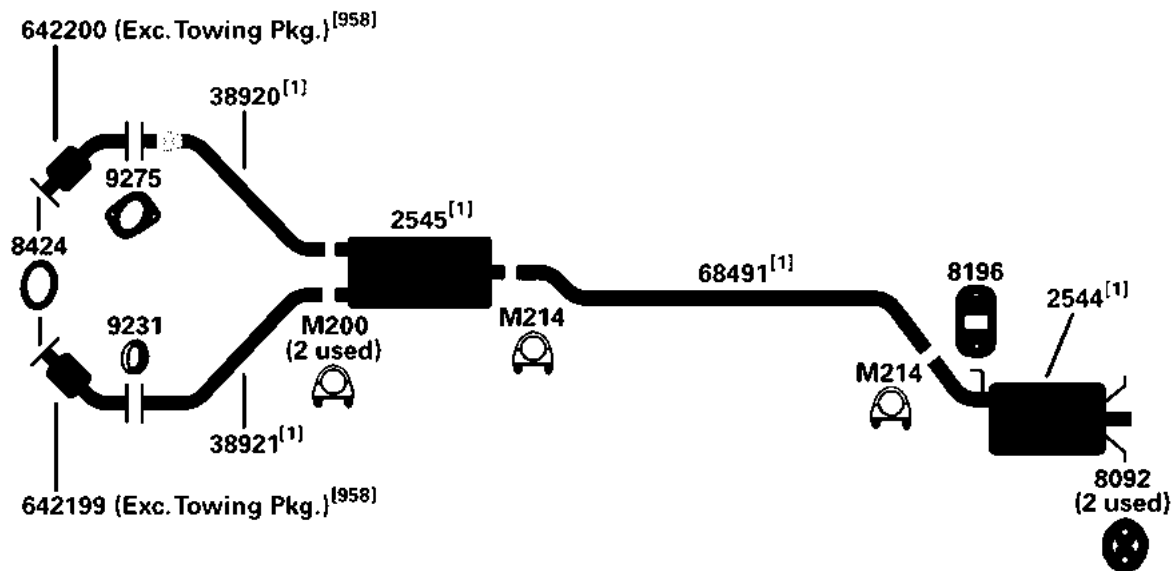
04-07 6 Cyl. CTS 3.6L Engine, w/ Auto Trans.

(102119)



03-04 6 Cyl. CTS 3.2L Engine, w/ Auto. Trans.

(102029)



NA-Not Available. NR-Not Required. FL-Remove and Re-Use Old Flange. ● Golden Warehouse. O.E.-Original Equipment.

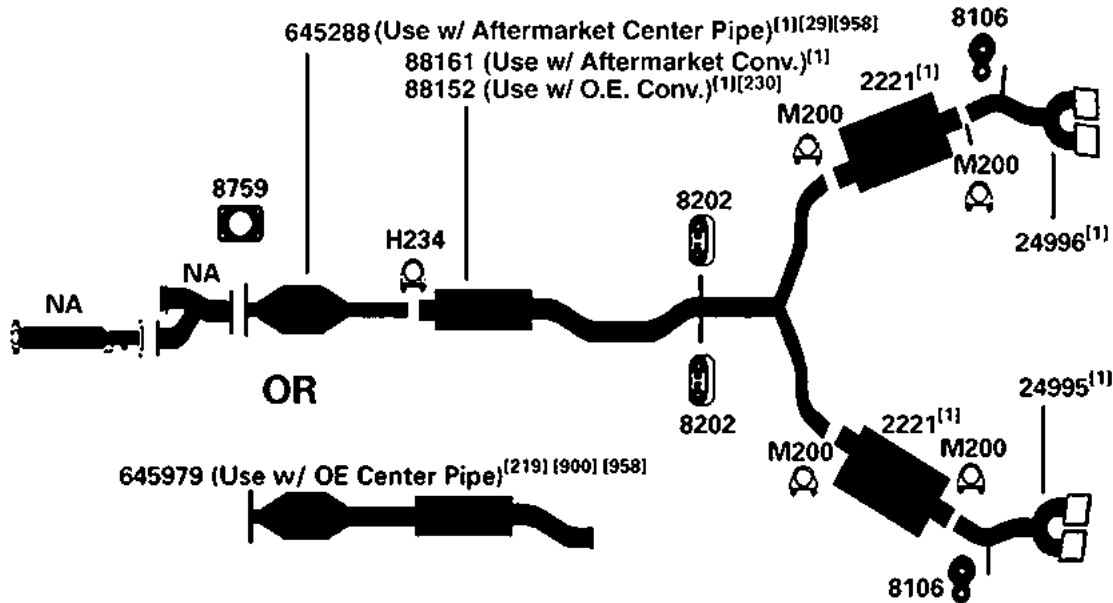
Airtube Kit [4948] may be required to complete installation. EFI-Electronic Fuel Injection.

[1] OE system was a welded assembly. It is recommended that all parts noted [1] should be replaced.

[958] Federal & California Emissions. Not For Sale or Use on vehicles licensed in the state of CA & NY (NY vehicles with CA Emissions). Check with your state authority for details.

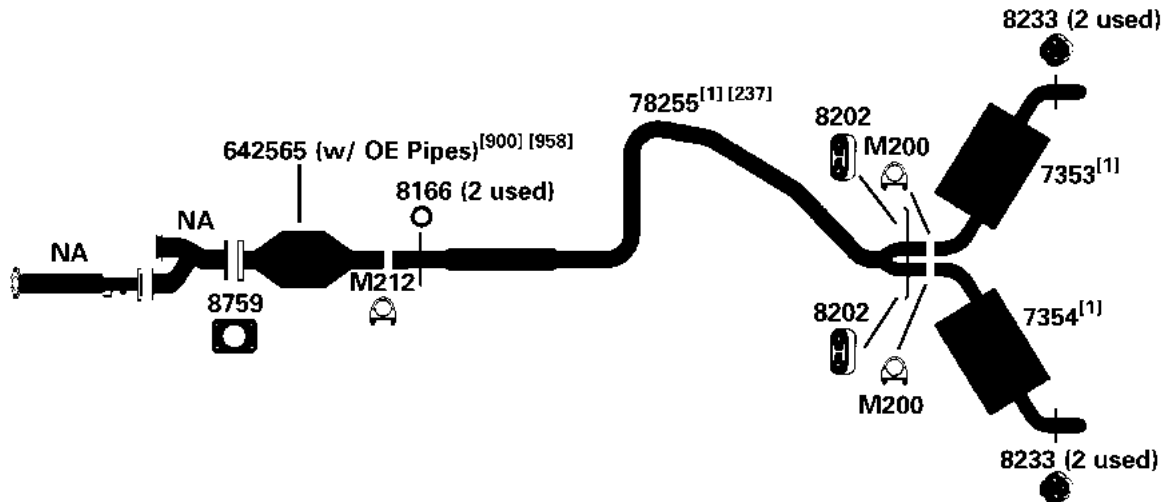
CADILLAC DEVILLE, FLEETWOOD (INCL. COMMERCIAL)

(100408) 00-05 8 Cyl. Deville 4.6L; Dual Exhaust, chrome tip applications



DIRECT FIT MSL/MAXIMUM Muffler... Left- 700374, Right- 700374, Silentone DIY Muffler... Left- 5555 and 8106 Hanger, Right- 5555 and 8106 Hanger

(100340) 96-99 8 Cyl. Deville 4.6L; Dual Exhaust, tapered tip applications



NA-Not Available. NR-Not Required. FL-Remove and Re-Use Old Flange. ● Golden Warehouse. O.E.-Original Equipment.

Airtube Kit [4948] may be required to complete installation. EFI-Electronic Fuel Injection.

[1] OE system was a welded assembly. It is recommended that all parts noted [1] should be replaced.

[29] Cut as required.

[219] Cut O.E. extension pipe as necessary for installation.

[230] Use with O.E.M. Converter

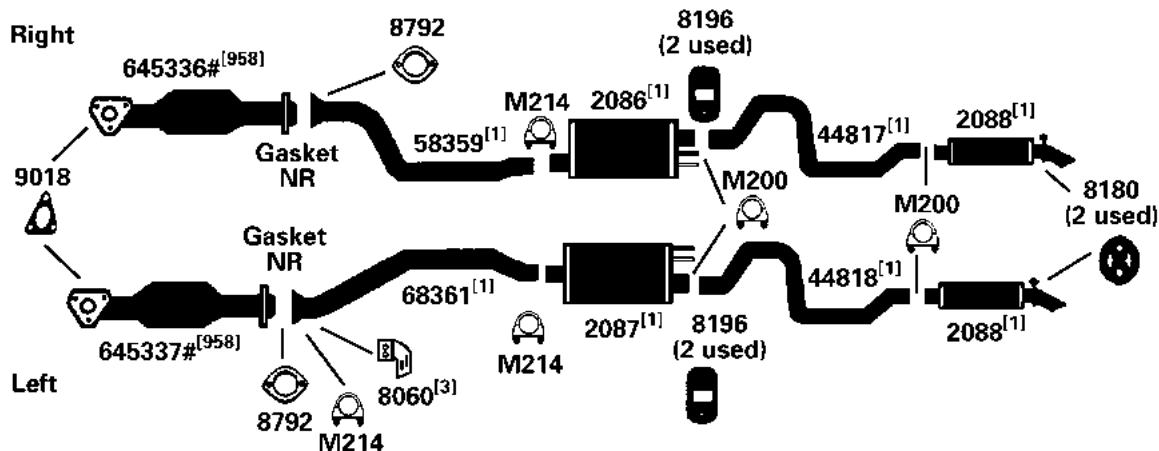
[237] The O.E. extension pipe is to be cut off 5" behind pipe to converter weld.

[900] Direct fit converter may require resizing, cutting or bushing.

[958] Federal & California Emissions. Not For Sale or Use on vehicles licensed in the state of CA & NY (NY vehicles with CA Emissions). Check with your state authority for details.

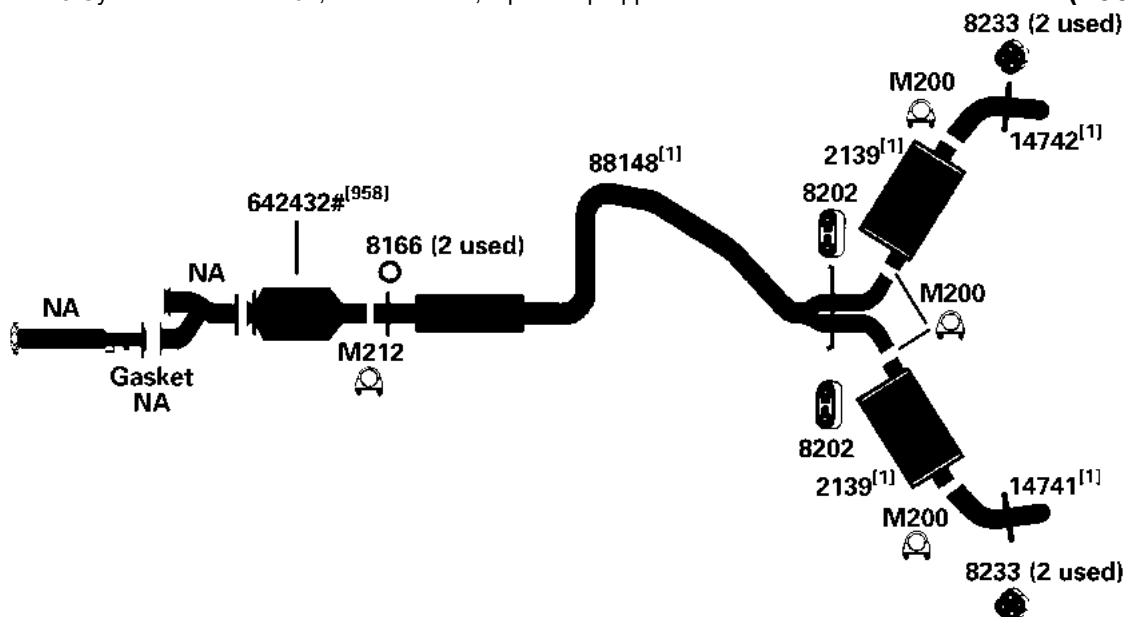
CADILLAC DEVILLE, FLEETWOOD (INCL. COMMERCIAL)

95-96 8 Cyl. Fleetwood Brougham (Rear Wheel Drive), 5.7L Engine, Dual Exhaust **(1114)**



DIRECT FIT MSL/MAXIMUM Muffler... Front Muffler (2087)-, Left 700172, Front Muffler (2086)-, Right 700171, Rear Muffler (2088)-, Left 700317, Rear Muffler (2088)-, Right 700317, UNIVERSAL FIT MSL/MAXIMUM Muffler... Front Muffler (2087)-, Left 6538, 6543, 6553, 6556, 709012, Front Muffler (2086)-, Right 6538, 6543, 6553, 6556, 709012

1995 8 Cyl. Deville 4.6L; Dual Exhaust, tapered tip applications **(100345)**



DIRECT FIT MSL/MAXIMUM Muffler... Left- 700185, Right- 700185

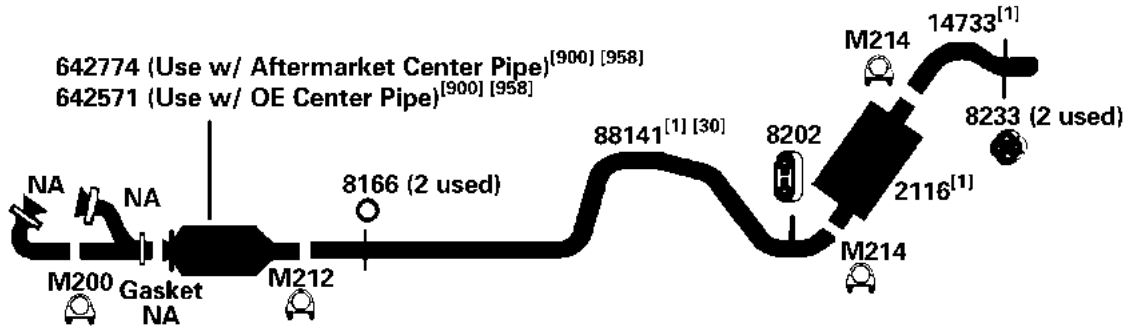
NA-Not Available. NR-Not Required. FL-Remove and Re-Use Old Flange. ● Golden Warehouse. O.E.-Original Equipment.
Airtube Kit [4948] may be required to complete installation. EFI-Electronic Fuel Injection.

- [1] OE system was a welded assembly. It is recommended that all parts noted [1] should be replaced.
- [3] Required for installation.

- [900] Direct fit converter may require resizing, cutting or bushing.
- [958] Federal & California Emissions. Not For Sale or Use on vehicles licensed in the state of CA & NY (NY vehicles with CA Emissions). Check with your state authority for details.

CADILLAC DEVILLE, FLEETWOOD (INCL. COMMERCIAL)

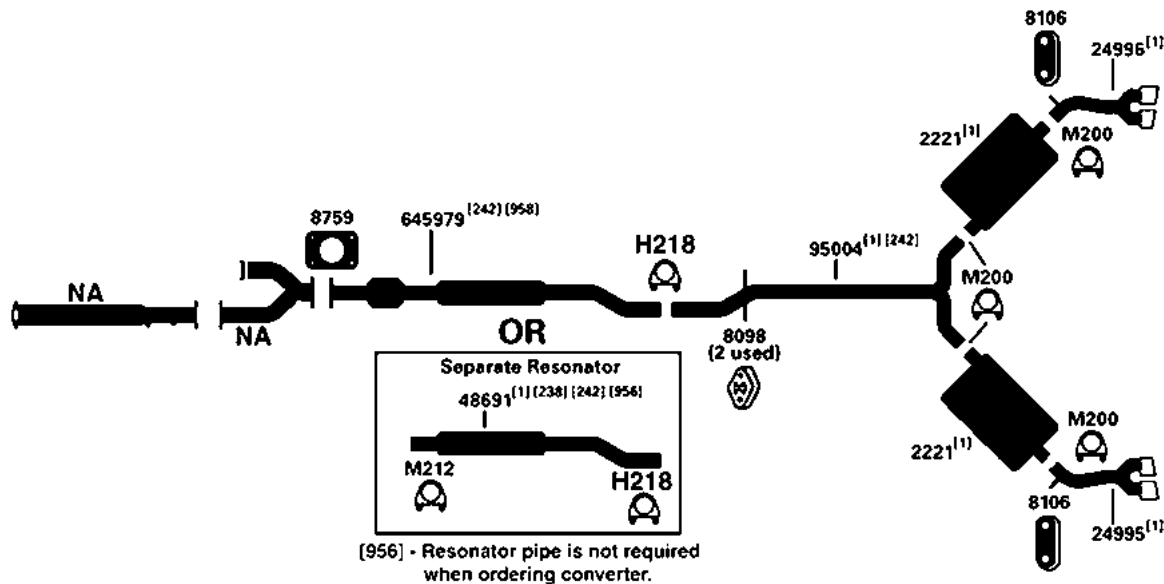
(100344) 1995 8 Cyl. Deville 4.9B Engine



DIRECT FIT MSL/MAXIMUM Muffler... 6597, UNIVERSAL FIT MSL/MAXIMUM Muffler... 6533, 6596, 709014, Silentone DIY Muffler... 5505

CADILLAC DTS

(102047) 06-11 8 Cyl. DTS, 4.6L Engine (VIN Code Y Thru 2010) (VIN 6 2011)



DIRECT FIT MSL/MAXIMUM Muffler... Left- 700374, Right- 700374, Silentone DIY Muffler... Left- 5555 and 8106 Hanger, Right- 5555 and 8106 Hanger

NA-Not Available. NR-Not Required. FL-Remove and Re-Use Old Flange. ● Golden Warehouse. O.E.-Original Equipment.

Airtube Kit [4948] may be required to complete installation. EFI-Electronic Fuel Injection.

[1] OE system was a welded assembly. It is recommended that all parts noted [1] should be replaced.

[30] The O.E. extension pipe must be cut off 1 1/2" behind the pipe to converter weld.

[238] The O.E. system must be cut off 4" behind the rear converter weld.

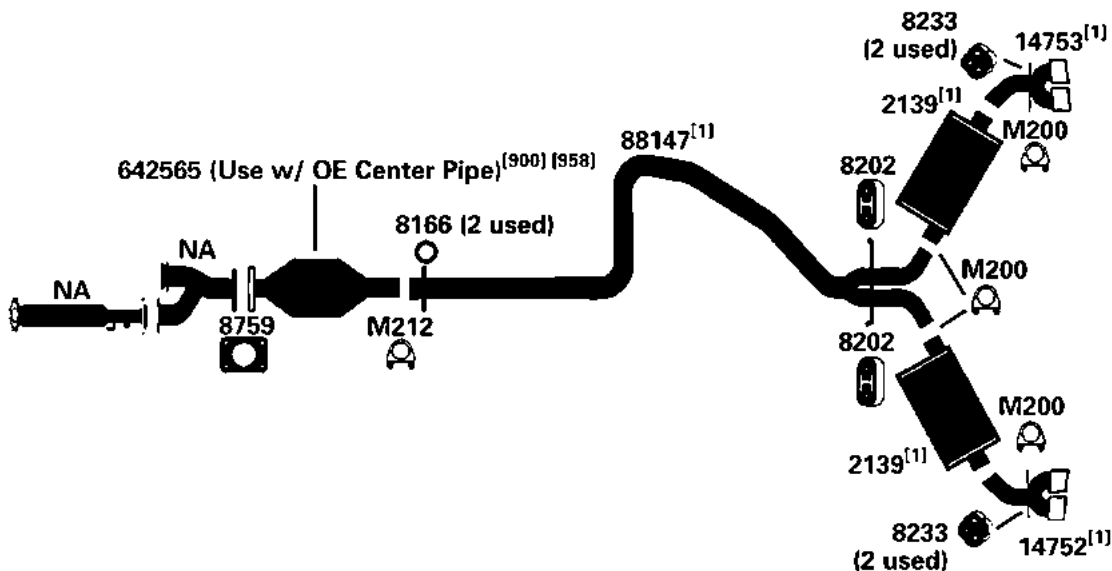
[242] The O.E. system must be cut off 16" behind the rear resonator weld.

[900] Direct fit converter may require resizing, cutting or bushing.

[958] Federal & California Emissions. Not For Sale or Use on vehicles licensed in the state of CA & NY (NY vehicles with CA Emissions). Check with your state authority for details.

97-99 8 Cyl. Eldorado 4.6L; Dual Exhaust, chrome tip applications

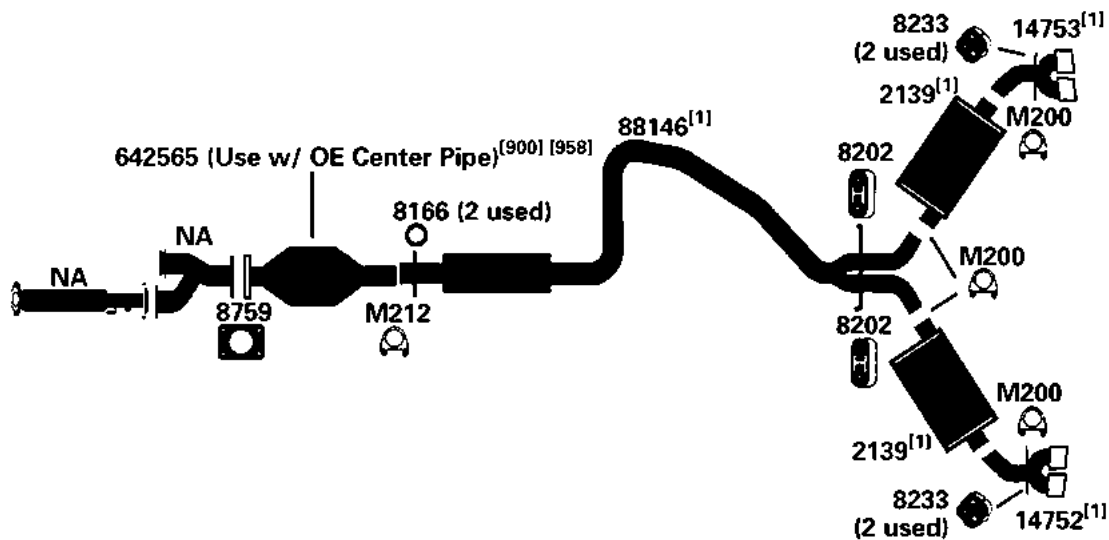
(100339)



DIRECT FIT MSL/MAXIMUM Muffler... Left 700185, Right 700185

1996 8 Cyl. Eldorado 4.6L; Dual Exhaust, chrome tip applications

(100343)



DIRECT FIT MSL/MAXIMUM Muffler... Left 700185, Right 700185

NA-Not Available. NR-Not Required. FL-Remove and Re-Use Old Flange. ● Golden Warehouse. O.E.-Original Equipment.
Airtube Kit [4948] may be required to complete installation. EFI-Electronic Fuel Injection.

[1] OE system was a welded assembly. It is recommended that all parts noted [1] should be replaced.

[900] Direct fit converter may require resizing, cutting or bushing.

[958] Federal & California Emissions. Not For Sale or Use on vehicles licensed in the state of CA & NY (NY vehicles with CA Emissions). Check with your state authority for details.

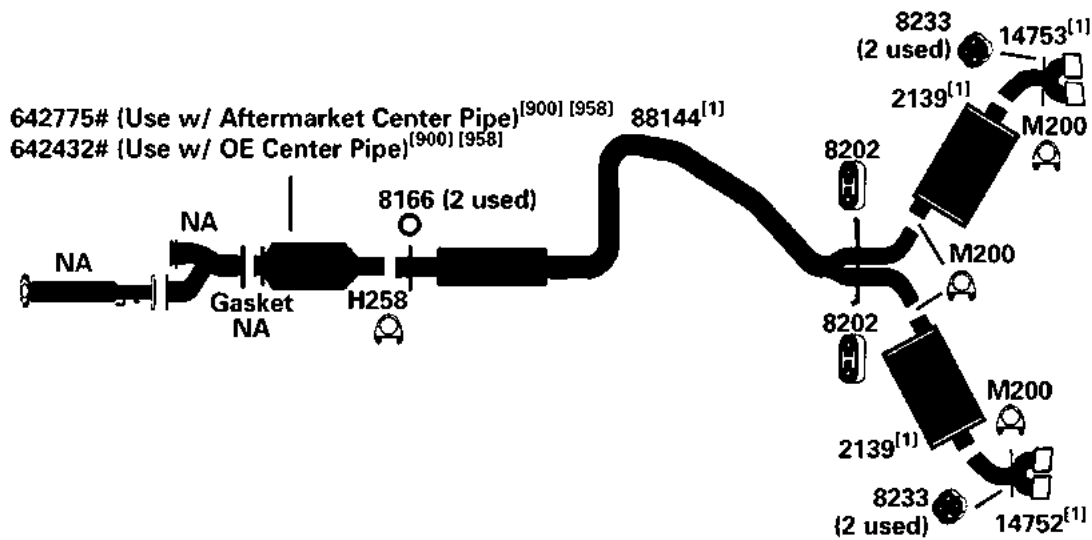
CADILLAC ELDORADO

(100346)

1995

8 Cyl.

Eldorado 4.6L; Dual Exhaust, chrome tip applications



DIRECT FIT MSL/MAXIMUM Muffler... Left 700185, Right 700185

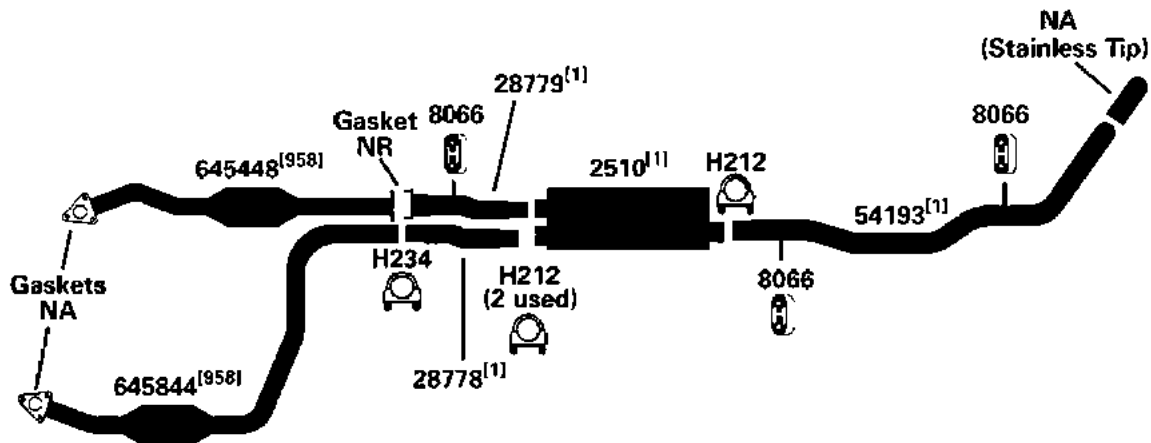
CADILLAC ESCALADE

(101835)

02-06

8 Cyl.

Escalade, 6.0L (364) Engine; except ESV or EXT Models or Models w/ 20" Wheels



DIRECT FIT MSL/MAXIMUM Muffler... 700468

NA-Not Available. NR-Not Required. FL-Remove and Re-Use Old Flange. ● Golden Warehouse. O.E.-Original Equipment.

Airtube Kit [4948] may be required to complete installation. EFI-Electronic Fuel Injection.

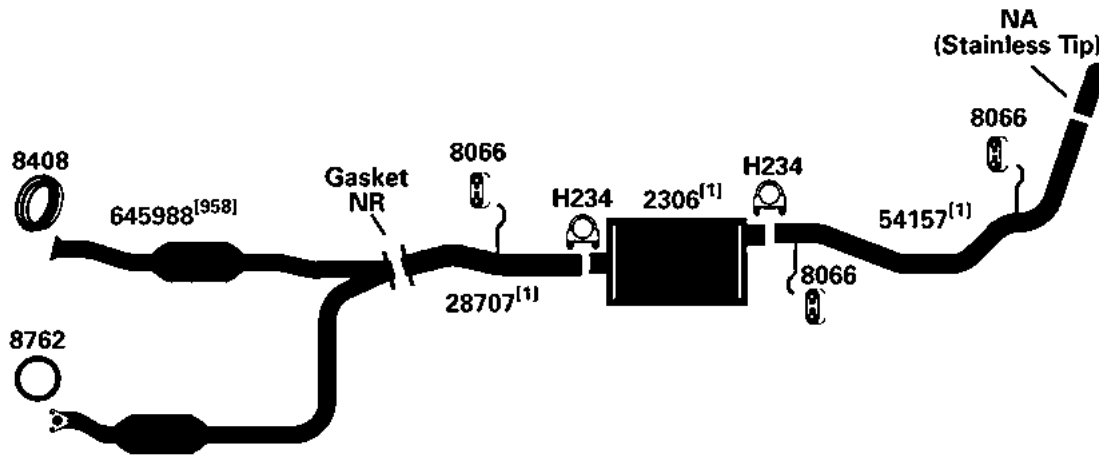
[1] OE system was a welded assembly. It is recommended that all parts noted [1] should be replaced.

[900] Direct fit converter may require resizing, cutting or bushing.

[958] Federal & California Emissions. Not For Sale or Use on vehicles licensed in the state of CA & NY (NY vehicles with CA Emissions). Check with your state authority for details.

02-05 8 Cyl. Escalade, 5.3L (325) Engine

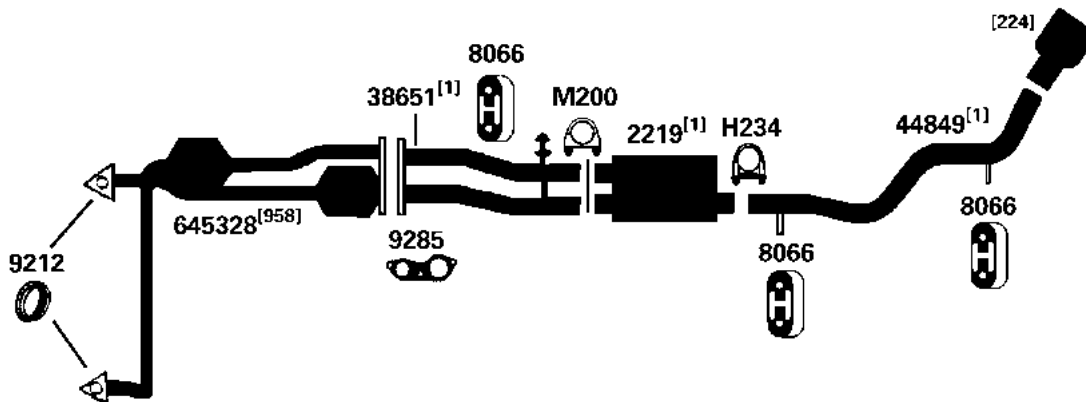
(101834)



DIRECT FIT MSL/MAXIMUM Muffler... 700303

99-00 8 Cyl. Escalade, 5.7L (350) Engine

(20131)



DIRECT FIT MSL/MAXIMUM Muffler... 700258

NA-Not Available. NR-Not Required. FL-Remove and Re-Use Old Flange. ● Golden Warehouse. O.E.-Original Equipment.

Airtube Kit [4948] may be required to complete installation. EFI-Electronic Fuel Injection.

[1] OE system was a welded assembly. It is recommended that all parts noted [1] should be replaced.

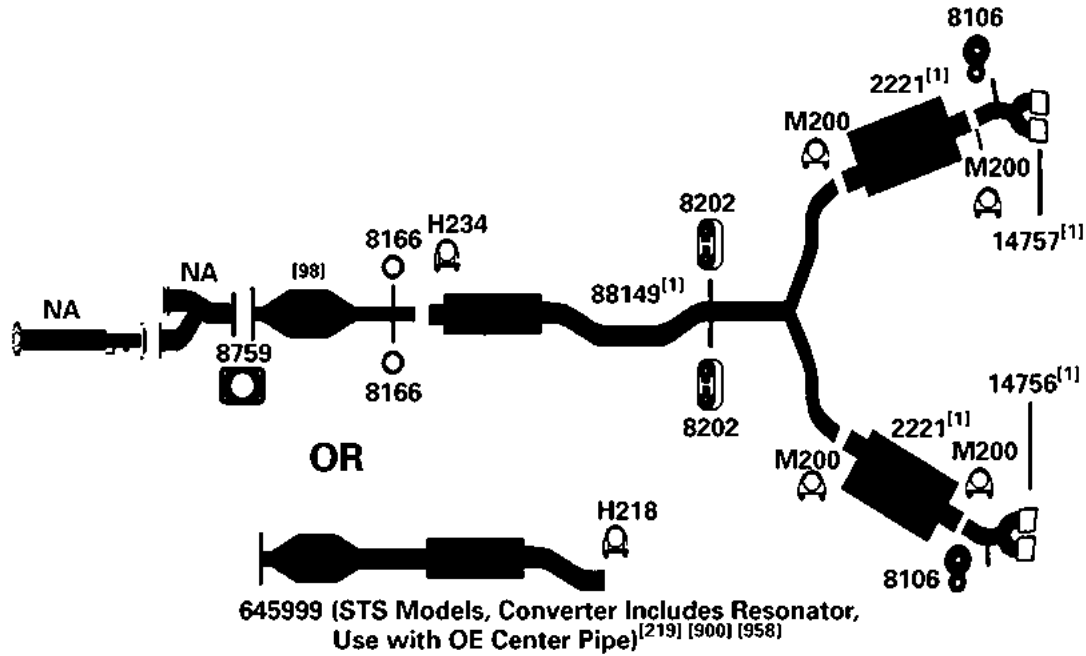
[15] Discontinued, use until inventory is depleted.

[224] O.E. spouts are to be re-used for this application.

[958] Federal & California Emissions. Not For Sale or Use on vehicles licensed in the state of CA & NY (NY vehicles with CA Emissions). Check with your state authority for details.

CADILLAC SEVILLE

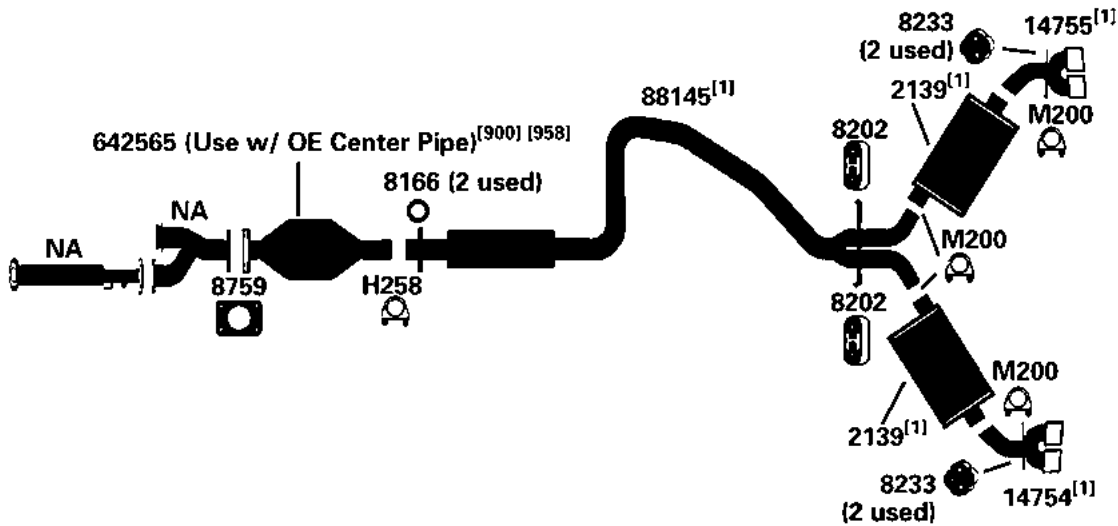
(100353) 98-03 8 Cyl. Seville 4.6L; Dual Exhaust, chrome tip applications



DIRECT FIT MSL/MAXIMUM Muffler... Left- 700374, Right- 700374

DIRECT FIT MSL/MAXIMUM Muffler... Left- 700374, Right- 700374, Silentone DIY Muffler... Left- 5555 and 8106 Hanger, Right- 5555 and 8106 Hanger

(100342) 96-97 8 Cyl. Seville 4.6L; Dual Exhaust, chrome tip applications



DIRECT FIT MSL/MAXIMUM Muffler... Left- 700185, Right- 700185

NA-Not Available. NR-Not Required. FL-Remove and Re-Use Old Flange. ● Golden Warehouse. O.E.-Original Equipment.

Airtube Kit [4948] may be required to complete installation. EFI-Electronic Fuel Injection.

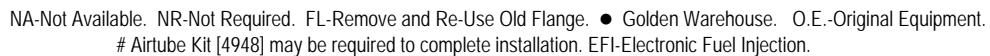
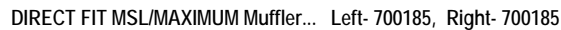
[1] OE system was a welded assembly. It is recommended that all parts noted [1] should be replaced.

[98] Refer to current Catalytic Converter catalog or Website catalog for availability.

[219] Cut O.E. extension pipe as necessary for installation.

[900] Direct fit converter may require resizing, cutting or bushing.

[958] Federal & California Emissions. Not For Sale or Use on vehicles licensed in the state of CA & NY (NY vehicles with CA Emissions). Check with your state authority for details.

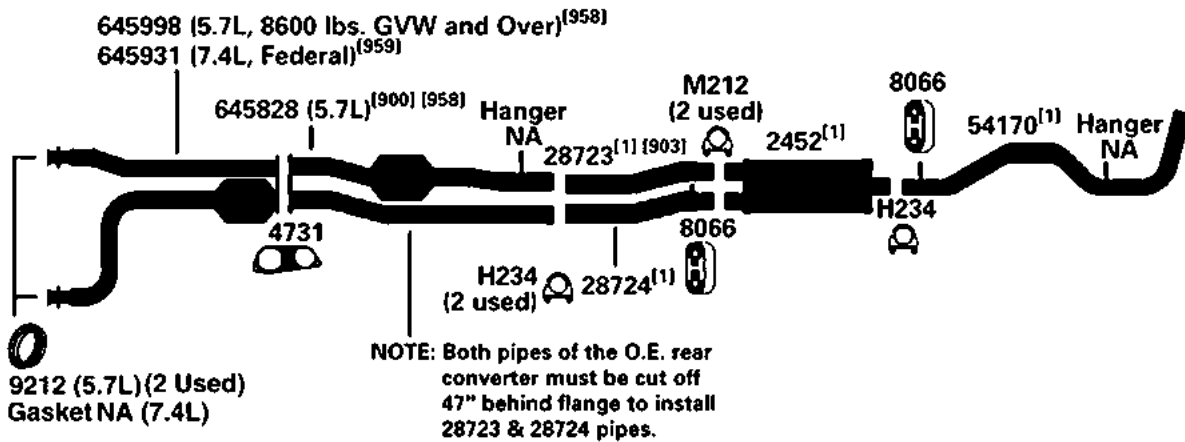


[958] Federal & California Emissions. Not For Sale or Use on vehicles licensed in the state of CA & NY (NY vehicles with CA Emissions). Check with your state authority for details.

CHEVROLET - (INCL. GMC TRUCKS)

CHEVROLET 50, 60, 70, 5000, 6000, 7000 SERIES TRUCK

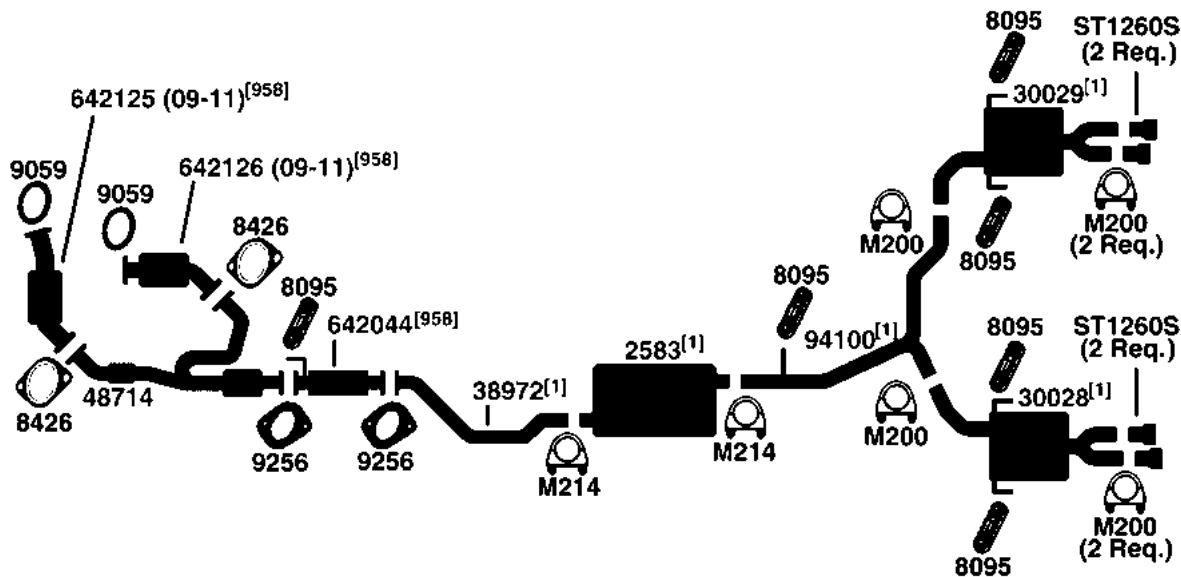
(100620) 99-00 8 Cyl. C6500, C7500, 7.4L Eng.



DIRECT FIT MSL/MAXIMUM Muffler... 700365

CHEVROLET / GMC ACADIA

(102644) 09-12 6 Cyl. Acadia, 3.6L Engine



DIRECT FIT MSL/MAXIMUM Muffler... 700473

NA-Not Available. NR-Not Required. FL-Remove and Re-Use Old Flange. ● Golden Warehouse. O.E.-Original Equipment.

Airtube Kit [4948] may be required to complete installation. EFI-Electronic Fuel Injection.

[1] OE system was a welded assembly. It is recommended that all parts noted [1] should be replaced.

[900] Direct fit converter may require resizing, cutting or bushing.

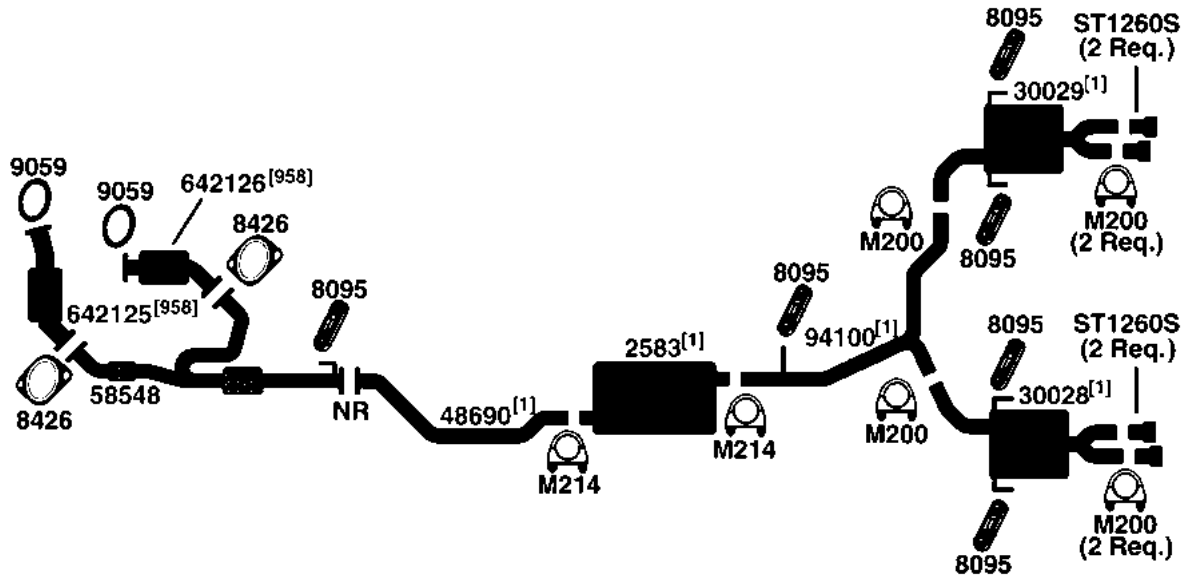
[903] Both pipes of the O.E. rear converter must be cut off 47" behind flange.

[958] Federal & California Emissions. Not For Sale or Use on vehicles licensed in the state of CA & NY (NY vehicles with CA Emissions). Check with your state authority for details.

[959] Federal Emissions. Not For Sale or Use on vehicles licensed in the state of CA. Check with your state authority.

07-08 6 Cyl. Acadia, 3.6L Engine

(102643)

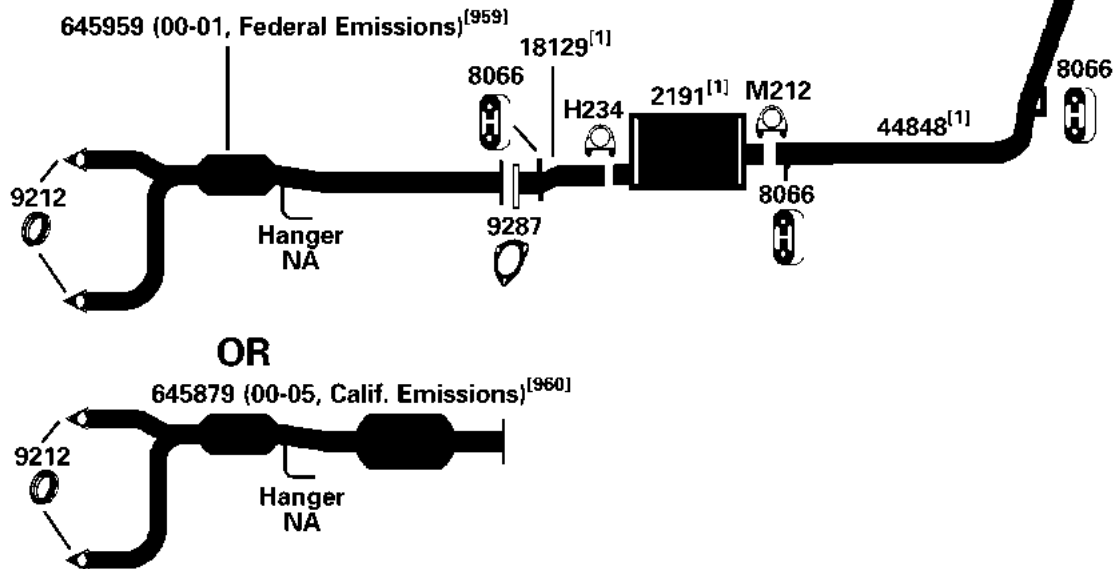


DIRECT FIT MSL/MAXIMUM Muffler... 700473

CHEVROLET ASTRO / GMC SAFARI VAN

00-05 6 Cyl. Astro/Safari Van; 262 (4.3L) Engine

(100163)



DIRECT FIT MSL/MAXIMUM Muffler... 700254

NA-Not Available. NR-Not Required. FL-Remove and Re-Use Old Flange. ● Golden Warehouse. O.E.-Original Equipment.

Airtube Kit [4948] may be required to complete installation. EFI-Electronic Fuel Injection.

[1] OE system was a welded assembly. It is recommended that all parts noted [1] should be replaced.

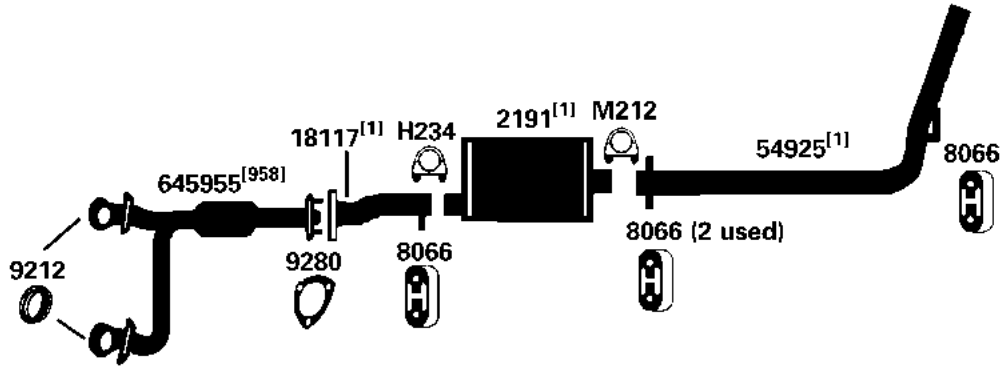
[958] Federal & California Emissions. Not For Sale or Use on vehicles licensed in the state of CA & NY (NY vehicles with CA Emissions). Check with your state authority for details.

[959] Federal Emissions. Not For Sale or Use on vehicles licensed in the state of CA. Check with your state authority.

[960] California Emissions. Not For Sale or Use on vehicles licensed in the state of CA & NY. Check with your state authority.

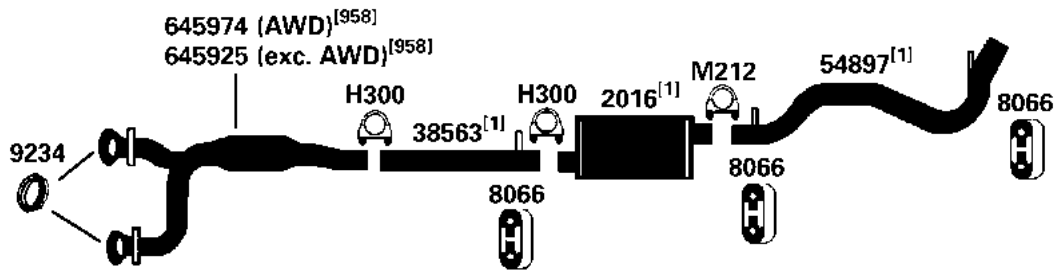
CHEVROLET ASTRO / GMC SAFARI VAN

(20555) 96-99 6 Cyl. Astro/Safari Van; 262 (4.3L - W) Engine; including All Wheel Drive



DIRECT FIT MSL/MAXIMUM Muffler... 700254

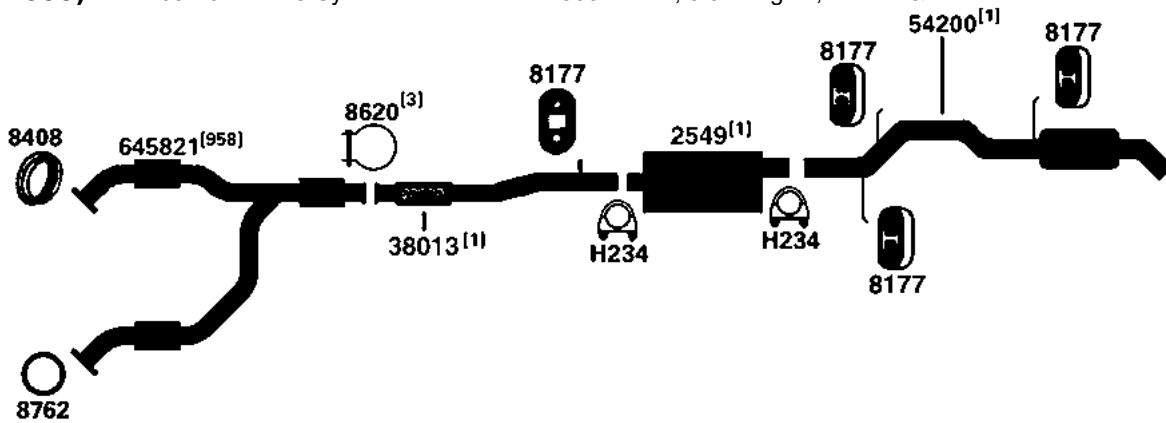
(20554) 1995 6 Cyl. Astro/Safari Van; 262 (4.3L - W) Engine; including All Wheel Drive



DIRECT FIT MSL/MAXIMUM Muffler... 700144, Silentone DIY Muffler... 5570

CHEVROLET AVALANCHE

(102658) 09-13 8 Cyl. Avalanche 1500 Series; 5.3L Engine; 2 W.D. & 4 W.D.



DIRECT FIT MSL/MAXIMUM Muffler... NA

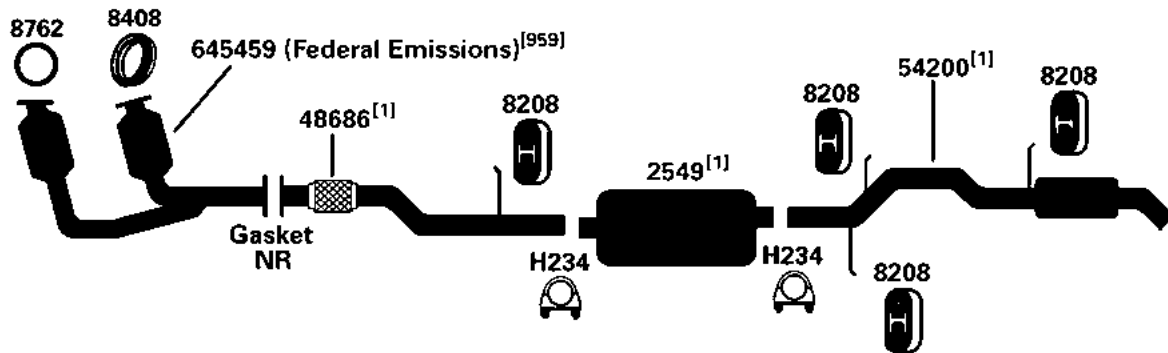
NA-Not Available. NR-Not Required. FL-Remove and Re-Use Old Flange. ● Golden Warehouse. O.E.-Original Equipment.

Airtube Kit [4948] may be required to complete installation. EFI-Electronic Fuel Injection.

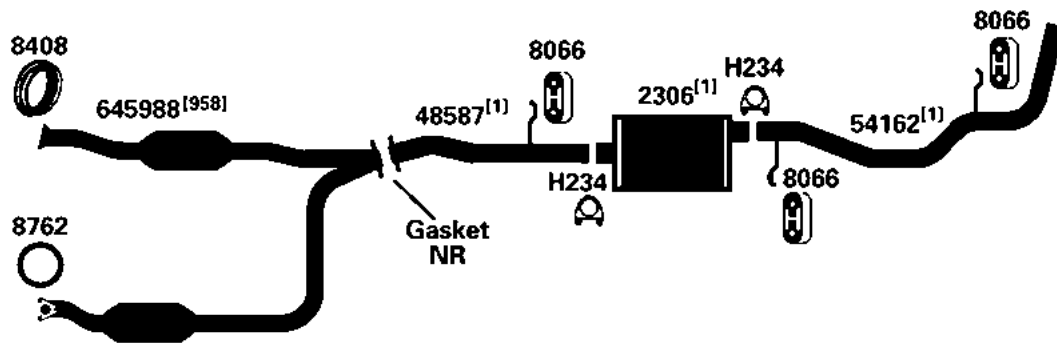
[1] OE system was a welded assembly. It is recommended that all parts noted [1] should be replaced.

[3] Required for installation.

[958] Federal & California Emissions. Not For Sale or Use on vehicles licensed in the state of CA & NY (NY vehicles with CA Emissions). Check with your state authority for details.



DIRECT FIT MSL/MAXIMUM Muffler... NA



DIRECT FIT MSL/MAXIMUM Muffler... 700303

NA-Not Available. NR-Not Required. FL-Remove and Re-Use Old Flange. ● Golden Warehouse. O.E.-Original Equipment.

Airtube Kit [4948] may be required to complete installation. EFI-Electronic Fuel Injection.

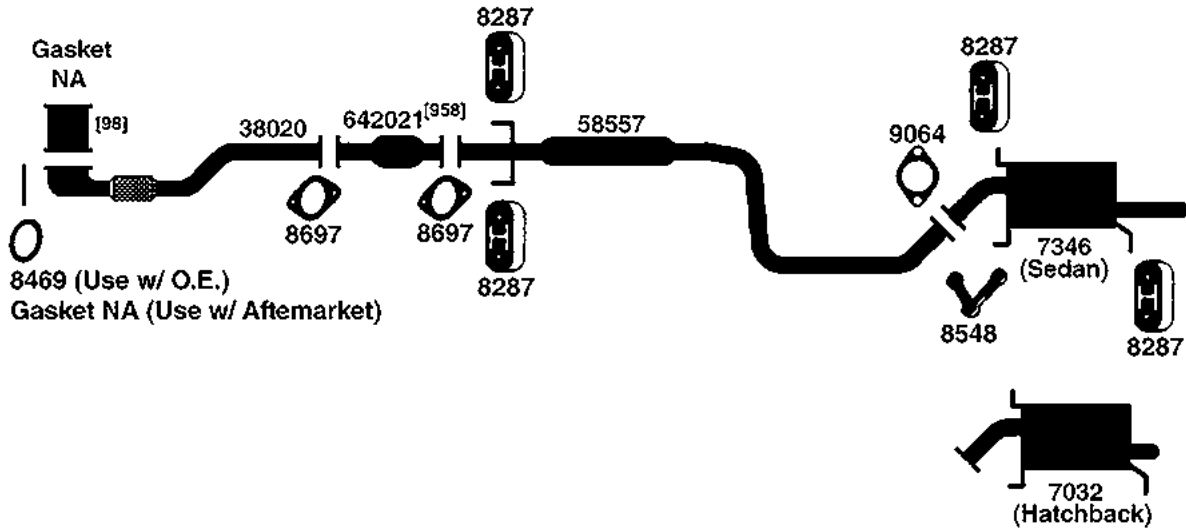
[1] OE system was a welded assembly. It is recommended that all parts noted [1] should be replaced.

[958] Federal & California Emissions. Not For Sale or Use on vehicles licensed in the state of CA & NY (NY vehicles with CA Emissions). Check with your state authority for details.

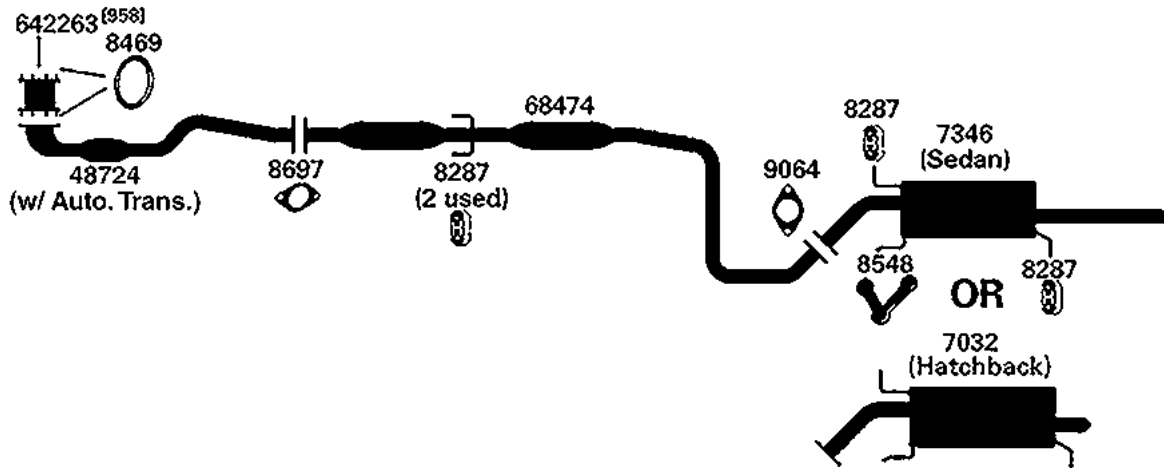
[959] Federal Emissions. Not For Sale or Use on vehicles licensed in the state of CA.
Check with your state authority.

CHEVROLET AVEO

(102695) 09-11 4 Cyl. Aveo, 1.6L Engine



(101828) 04-08 4 Cyl. Aveo, Aveo 5, 1.6L Eng.



NA-Not Available. NR-Not Required. FL-Remove and Re-Use Old Flange. ● Golden Warehouse. O.E.-Original Equipment.

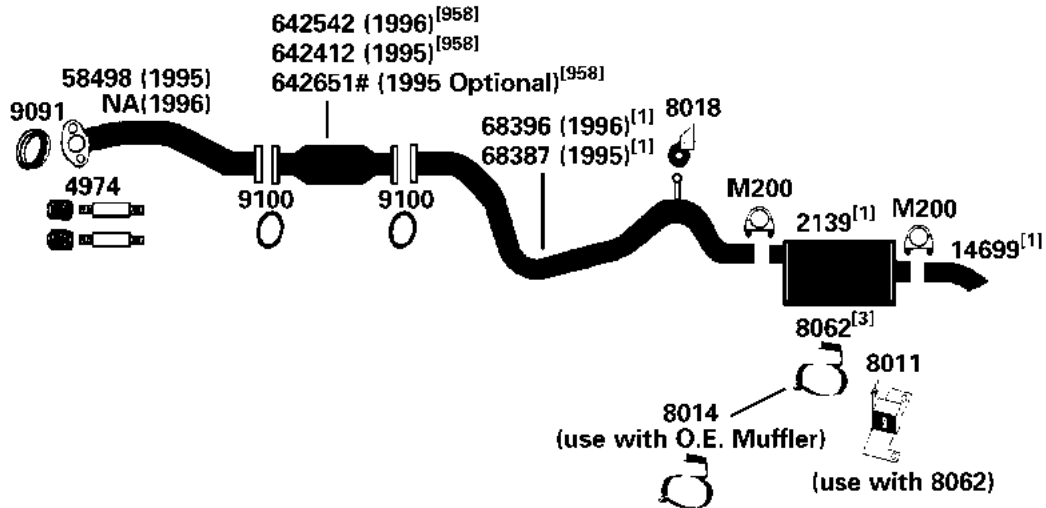
Airtube Kit [4948] may be required to complete installation. EFI-Electronic Fuel Injection.

[98] Refer to current Catalytic Converter catalog or Website catalog for availability.

[958] Federal & California Emissions. Not For Sale or Use on vehicles licensed in the state of CA & NY (NY vehicles with CA Emissions). Check with your state authority for details.

95-96 4 Cyl. Beretta, Corsica; 2.2L Engine

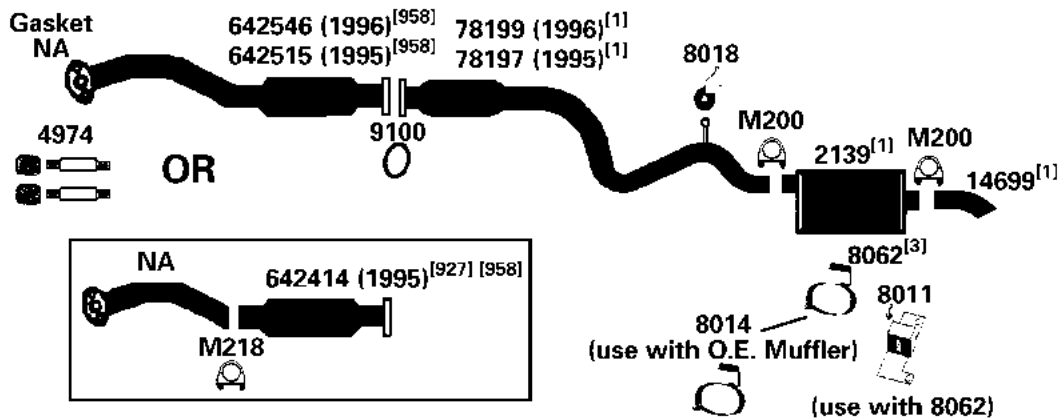
(10915)



DIRECT FIT MSL/MAXIMUM Muffler... 700185

95-96 6 Cyl. Beretta, Corsica; 3.1L Engine; except Beretta Z26

(10914)



DIRECT FIT MSL/MAXIMUM Muffler... 700185

NA-Not Available. NR-Not Required. FL-Remove and Re-Use Old Flange. ● Golden Warehouse. O.E.-Original Equipment.

Airtube Kit [4948] may be required to complete installation. EFI-Electronic Fuel Injection.

- [1] OE system was a welded assembly. It is recommended that all parts noted [1] should be replaced.

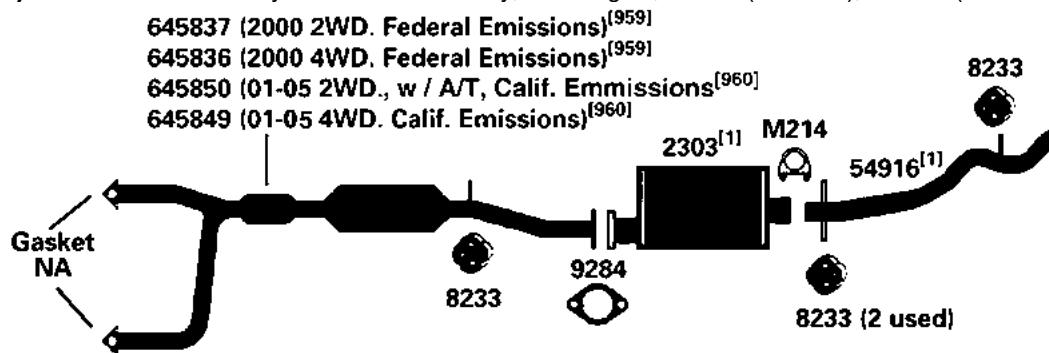
- [3] Required for installation.

[927] Semi-direct fit conv. Must reuse front pipe.

[958] Federal & California Emissions. Not For Sale or Use on vehicles licensed in the state of CA & NY (NY vehicles with CA Emissions). Check with your state authority for details.

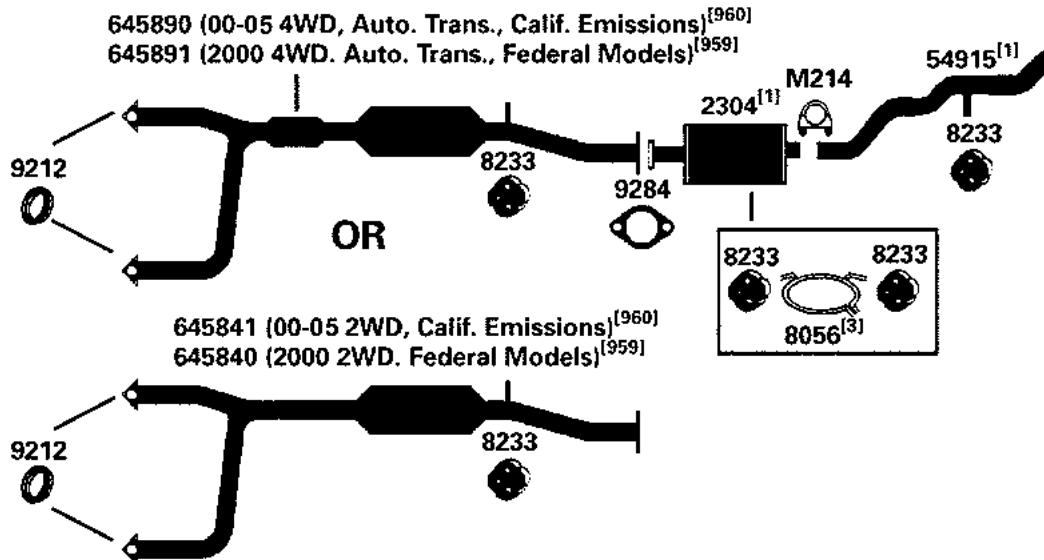
CHEVROLET BLAZER / GMC JIMMY, ENVOY (S SERIES)

(100364) 00-05 6 Cyl. Blazer/Jimmy; 4.3L Engine; 2 W.D. (S10/S15); 4 W. D. (T10/T15), 2 Door



DIRECT FIT MSL/MAXIMUM Muffler... 700350

(20421) 00-05 6 Cyl. Blazer/Jimmy; 4.3L Engine; 2 W.D. (S10/S15); 4 W. D. (T10/T15), 4 Door
 00-01 6 Cyl. Jimmy Envoy; 4.3L Engine; 2 W.D. (S10/S15); 4 W. D. (T10/T15), 4 Door



DIRECT FIT MSL/MAXIMUM Muffler... 700292

NA-Not Available. NR-Not Required. FL-Remove and Re-Use Old Flange. ● Golden Warehouse. O.E.-Original Equipment.

Airtube Kit [4948] may be required to complete installation. EFI-Electronic Fuel Injection.

[1] OE system was a welded assembly. It is recommended that all parts noted [1] should be replaced.

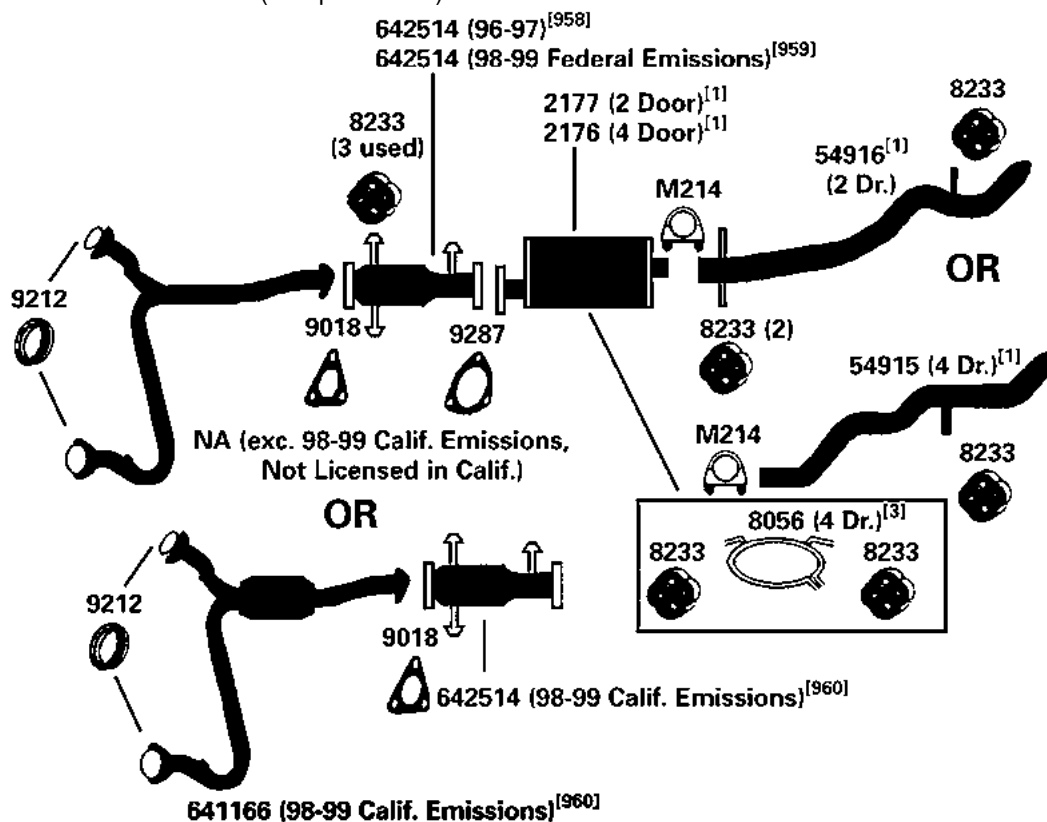
[3] Required for installation.

[959] Federal Emissions. Not For Sale or Use on vehicles licensed in the state of CA. Check with your state authority.

[960] California Emissions. Not For Sale or Use on vehicles licensed in the state of CA & NY. Check with your state authority.

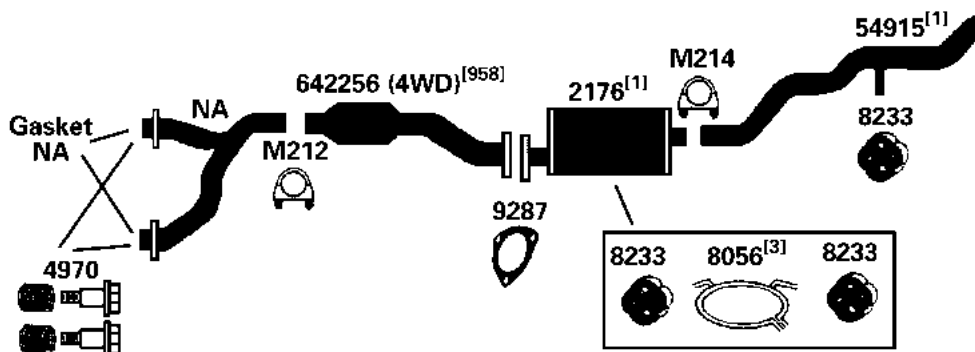
CHEVROLET BLAZER / GMC JIMMY, ENVOY (S SERIES)

96-99 6 Cyl. Blazer/Jimmy/Envoy; 4.3L Engine; 2 W.D. (S10/S15); 4 W.D. (T10/T15), 2 & 4 Door (except rear Exit) **(20419)**



DIRECT FIT MSL/MAXIMUM Muffler... 700187 (2 Door), 700150 (4 Door)

1995 6 Cyl. Blazer/Jimmy; 4.3L Engine; 2 W.D. (S10/S15); 4 W.D. (T10/T15), 4 Door Only **(20417)**



DIRECT FIT MSL/MAXIMUM Muffler... 700150

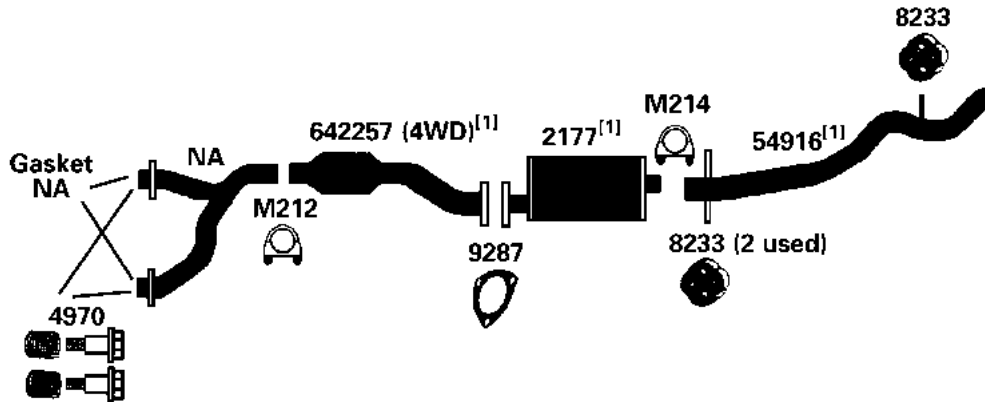
NA-Not Available. NR-Not Required. FL-Remove and Re-Use Old Flange. ● Golden Warehouse. O.E.-Original Equipment.
Airtube Kit [4948] may be required to complete installation. EFI-Electronic Fuel Injection.

- [1] OE system was a welded assembly. It is recommended that all parts noted [1] should be replaced.
[3] Required for installation.
[958] Federal & California Emissions. Not For Sale or Use on vehicles licensed in the state of CA & NY (NY vehicles with CA Emissions). Check with your state authority for details.

- [959] Federal Emissions. Not For Sale or Use on vehicles licensed in the state of CA. Check with your state authority.
[960] California Emissions. Not For Sale or Use on vehicles licensed in the state of CA & NY. Check with your state authority.

CHEVROLET BLAZER / GMC JIMMY, ENVOY (S SERIES)

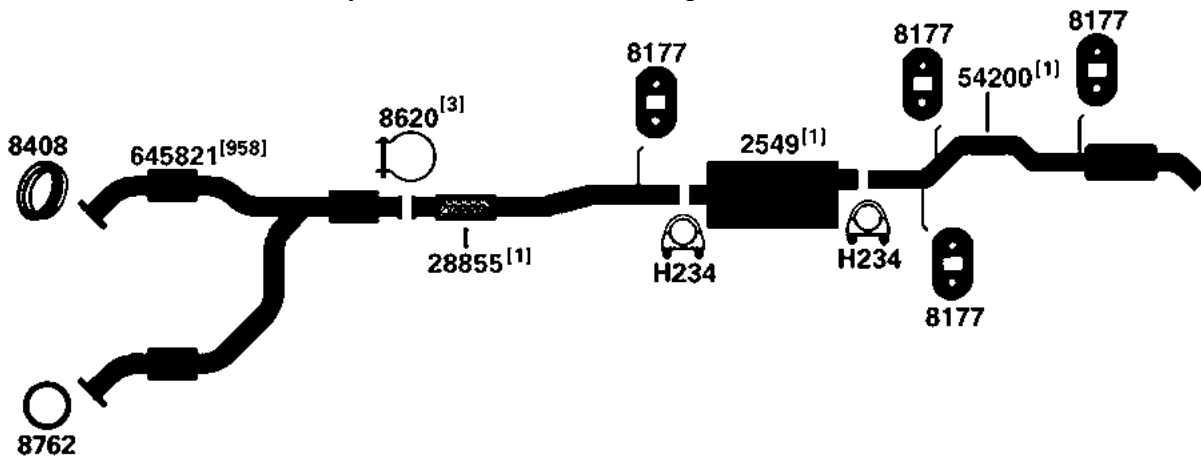
(20418) 1995 6 Cyl. Blazer/Jimmy; 4.3L Engine; 2 W.D. (S10/S15); 4 W.D. (T10/T15), 2 Door Only



DIRECT FIT MSL/MAXIMUM Muffler... 700187

CHEVROLET BLAZER, TAHOE / GMC JIMMY, YUKON (FULL SIZE)

(102671) 09-14 8 Cyl. Tahoe/Yukon; 5.3L Engine
2009 8 Cyl. Tahoe/Yukon; 4.8L Engine



NA-Not Available. NR-Not Required. FL-Remove and Re-Use Old Flange. ● Golden Warehouse. O.E.-Original Equipment.

Airtube Kit [4948] may be required to complete installation. EFI-Electronic Fuel Injection.

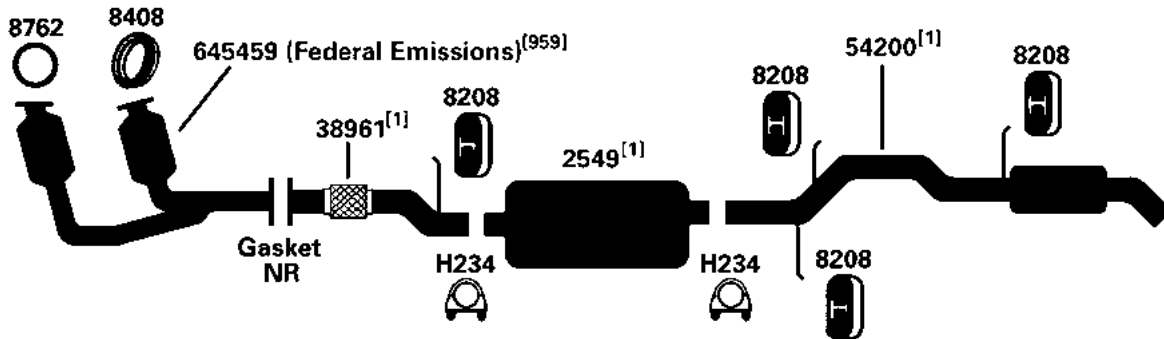
[1] OE system was a welded assembly. It is recommended that all parts noted [1] should be replaced.

[3] Required for installation.

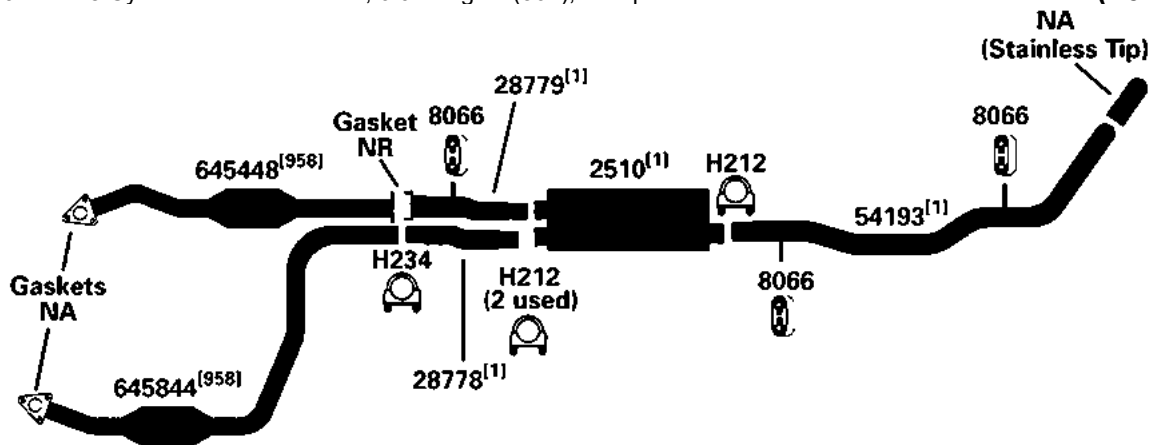
[958] Federal & California Emissions. Not For Sale or Use on vehicles licensed in the state of CA & NY (NY vehicles with CA Emissions). Check with your state authority for details.

CHEVROLET BLAZER, TAHOE / GMC JIMMY, YUKON (FULL SIZE)

07-08 8 Cyl. Tahoe/Yukon; 294 Engine (4.8L) and 325 Engine (5.3L); 2 W.D. and 4 W.D.; **(102003)**
except Yukon Denali and Yukon XL

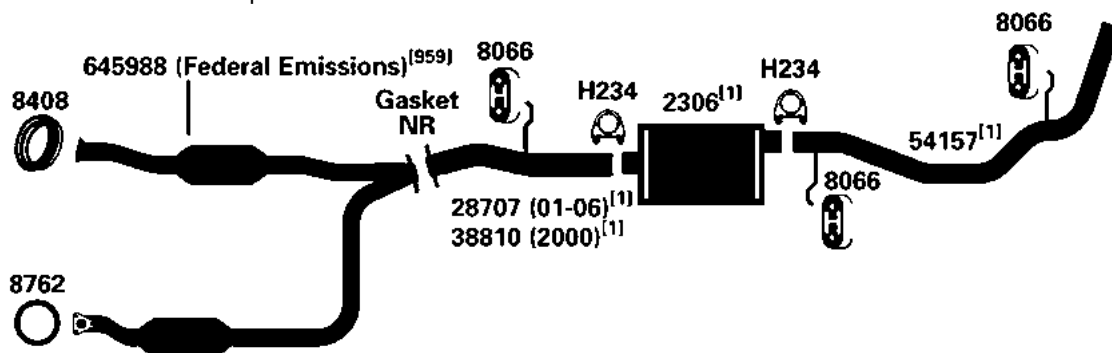


01-06 8 Cyl. Yukon Denali, 6.0L Engine (364); except XL Model **(101915)**



DIRECT FIT MSL/MAXIMUM Muffler... 700468

00-06 8 Cyl. Tahoe/Yukon; 294 Engine (4.8L) and 323 Engine (5.3L); 2 W.D. and 4 W.D.; **(100475)**
except Yukon Denali and Yukon XL



DIRECT FIT MSL/MAXIMUM Muffler... 700303

NA-Not Available. NR-Not Required. FL-Remove and Re-Use Old Flange. ● Golden Warehouse. O.E.-Original Equipment.
Airtube Kit [4948] may be required to complete installation. EFI-Electronic Fuel Injection.

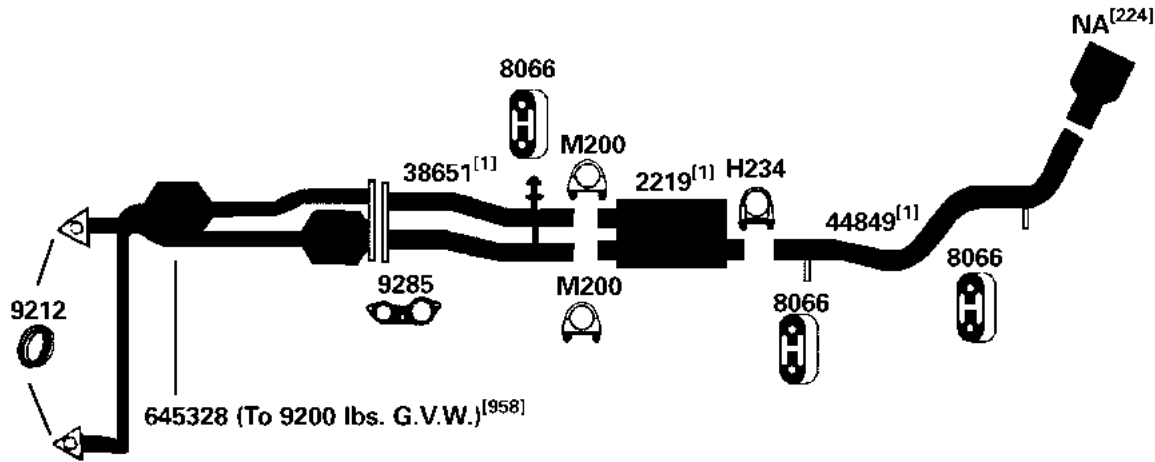
[1] OE system was a welded assembly. It is recommended that all parts noted [1] should be replaced.

[958] Federal & California Emissions. Not For Sale or Use on vehicles licensed in the state of CA & NY (NY vehicles with CA Emissions). Check with your state authority for details.

[959] Federal Emissions. Not For Sale or Use on vehicles licensed in the state of CA. Check with your state authority.

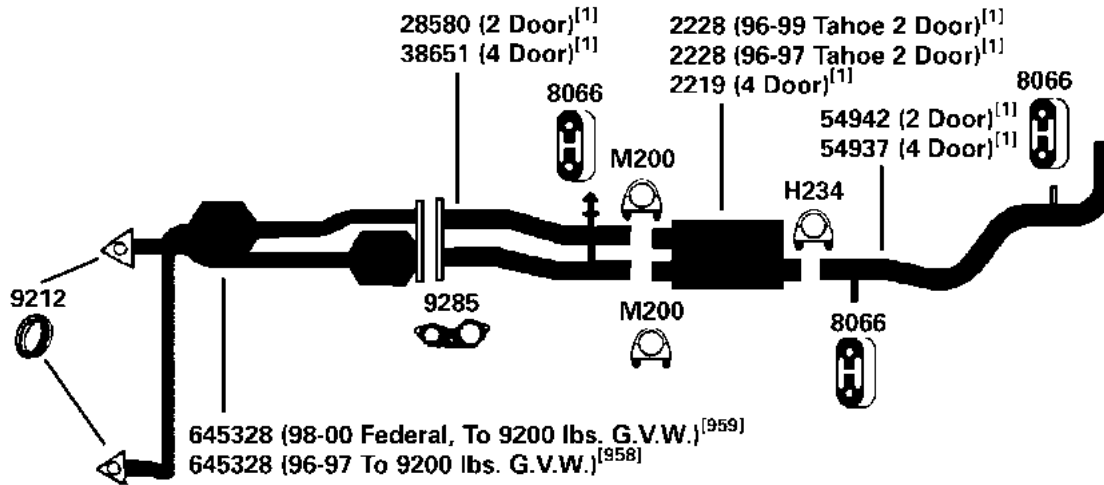
CHEVROLET BLAZER, TAHOE / GMC JIMMY, YUKON (FULL SIZE)

(21617) 99-00 8 Cyl. Yukon Denali, 350 Engine (5.7L)



DIRECT FIT MSL/MAXIMUM Muffler... 700258

(100092) 96-00 8 Cyl. Tahoe/Yukon; 350R Engine (5.7L); 2 W.D. and 4 W.D.; 2 Door and 4 Door



DIRECT FIT MSL/MAXIMUM Muffler... 700260 (96-97 Yukon 2 Door), 700260 (96-99 Tahoe 2 Door), 700258 (4 - Door)

NA-Not Available. NR-Not Required. FL-Remove and Re-Use Old Flange. ● Golden Warehouse. O.E.-Original Equipment.

Airtube Kit [4948] may be required to complete installation. EFI-Electronic Fuel Injection.

[1] OE system was a welded assembly. It is recommended that all parts noted [1] should be replaced.

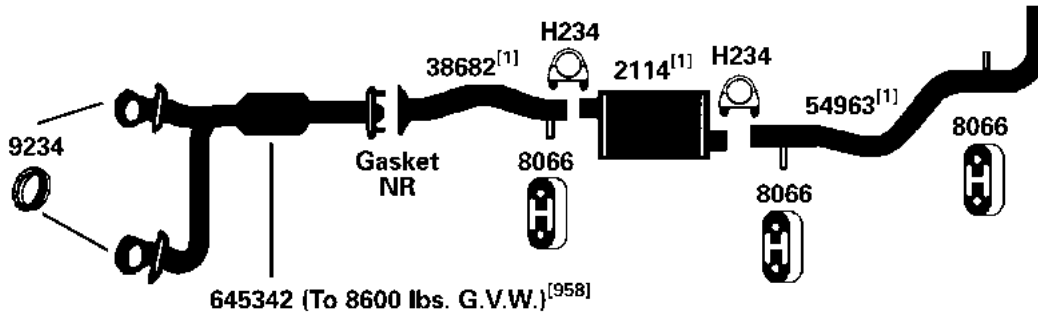
[224] O.E. spouts are to be re-used for this application.

[958] Federal & California Emissions. Not For Sale or Use on vehicles licensed in the state of CA & NY (NY vehicles with CA Emissions). Check with your state authority for details.

[959] Federal Emissions. Not For Sale or Use on vehicles licensed in the state of CA. Check with your state authority.

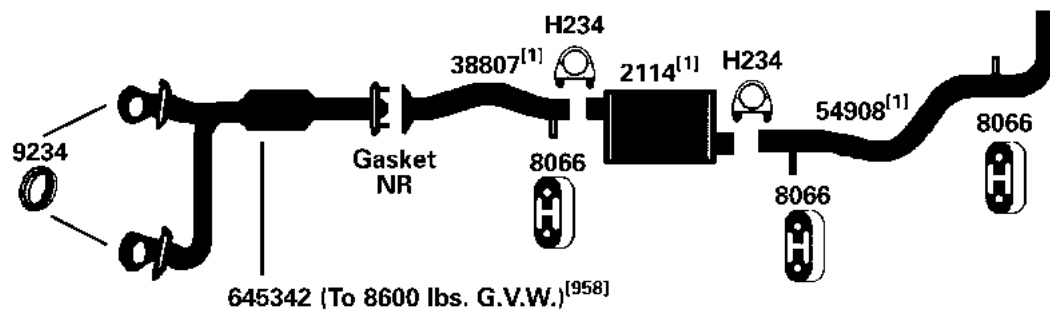
CHEVROLET BLAZER, TAHOE / GMC JIMMY, YUKON (FULL SIZE)

1995 8 Cyl. Tahoe/Yukon; 350K Engine (5.7L); 2 W.D. and 4 W.D.; 4 Door (100090)



DIRECT FIT MSL/MAXIMUM Muffler... 700173

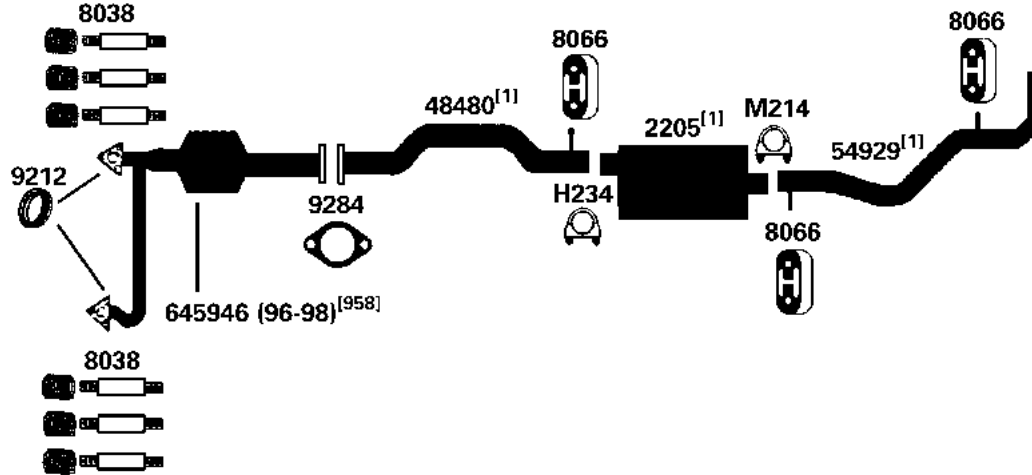
1995 8 Cyl. Tahoe/Yukon; 350K Engine (5.7L); 2 W.D. and 4 W.D.; 2 Door (21731)



DIRECT FIT MSL/MAXIMUM Muffler... 700173

CHEVROLET C10/1500, R10/1500 SERIES 2WD PICKUP

96-99 8 Cyl. C1500, 5.0L Engine; 2 W.D., 141.5" W.B. Ext. Cab/Short Bed (100268)



DIRECT FIT MSL/MAXIMUM Muffler... 700305

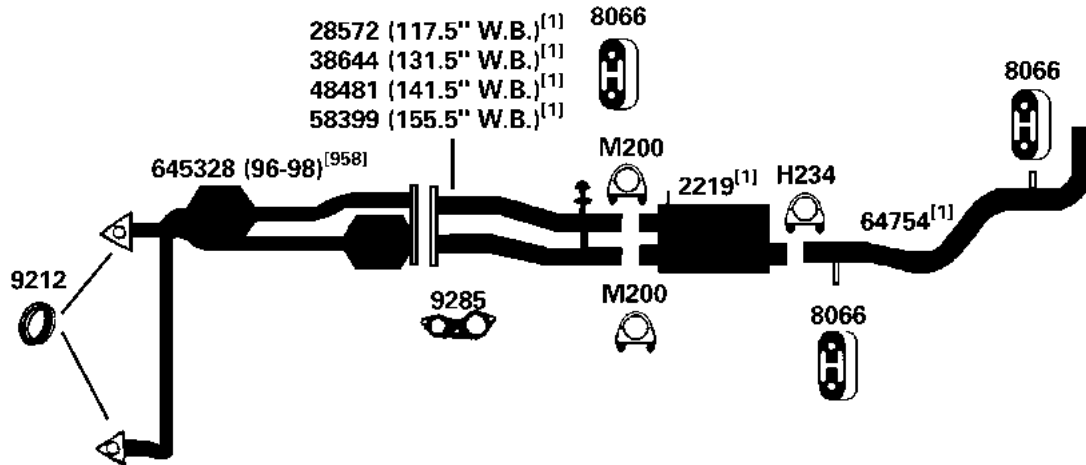
NA-Not Available. NR-Not Required. FL-Remove and Re-Use Old Flange. ● Golden Warehouse. O.E.-Original Equipment.
Airtube Kit [4948] may be required to complete installation. EFI-Electronic Fuel Injection.

[1] OE system was a welded assembly. It is recommended that all parts noted [1] should be replaced.

[958] Federal & California Emissions. Not For Sale or Use on vehicles licensed in the state of CA & NY (NY vehicles with CA Emissions). Check with your state authority for details.

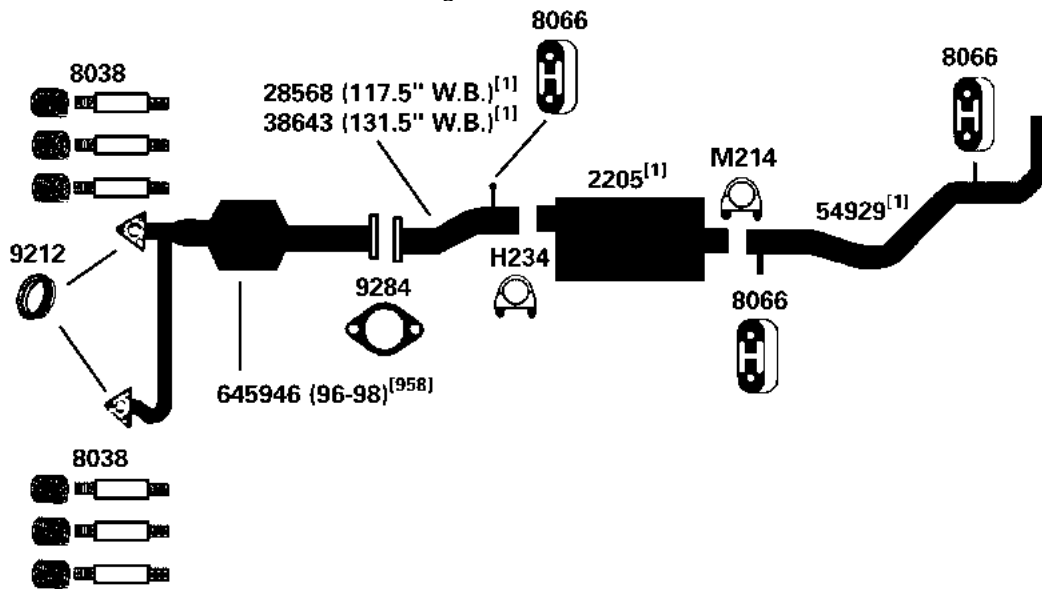
CHEVROLET C10/1500, R10/1500 SERIES 2WD PICKUP

(21974) 96-99 8 Cyl. C1500; 117.5" W.B.; 131.5" W.B., 141.5" W.B. 155.5" W.B.; 350 Engine (5.7L) 2 W.D.; 1/2 Ton; Under 8600 lbs. G.V.W.; 1999, Old Body Style with Dual Inlet Muffler



DIRECT FIT MSL/MAXIMUM Muffler... 700258

(100267) 96-98 8 Cyl. C1500, 5.0L Engine; 2 W.D., 117.5" W.B. Std. Cab/Short Bed, 131.5" W.B. Std. Cab/Long Bed



DIRECT FIT MSL/MAXIMUM Muffler... 700305

NA-Not Available. NR-Not Required. FL-Remove and Re-Use Old Flange. ● Golden Warehouse. O.E.-Original Equipment.

Airtube Kit [4948] may be required to complete installation. EFI-Electronic Fuel Injection.

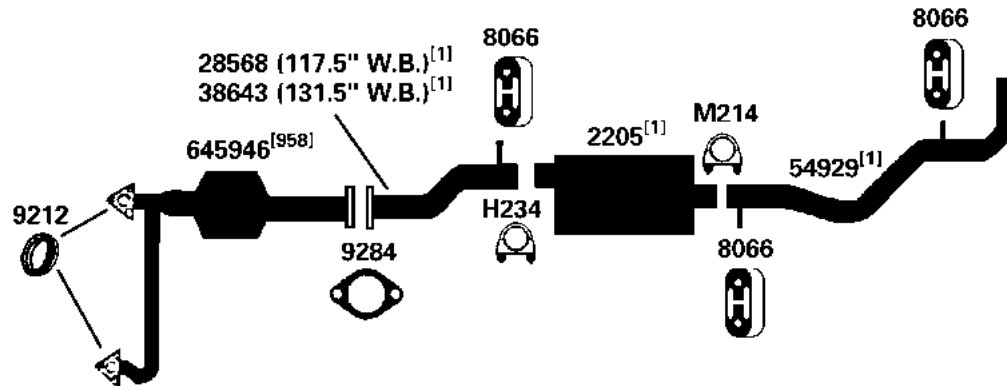
[1] OE system was a welded assembly. It is recommended that all parts noted [1] should be replaced.

[958] Federal & California Emissions. Not For Sale or Use on vehicles licensed in the state of CA & NY (NY vehicles with CA Emissions). Check with your state authority for details.

CHEVROLET C10/1500, R10/1500 SERIES 2WD PICKUP

96-98 6 Cyl. C1500; 117.5", 131.5" W.B.; 262 (4.3L) Engine

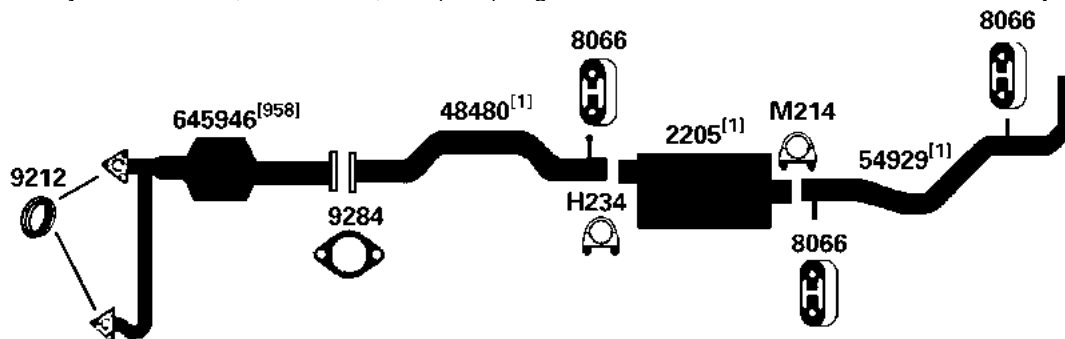
(20626)



DIRECT FIT MSL/MAXIMUM Muffler... 700305

96-98 6 Cyl. C1500; 141.5" W.B.; 262 (4.3L) Engine

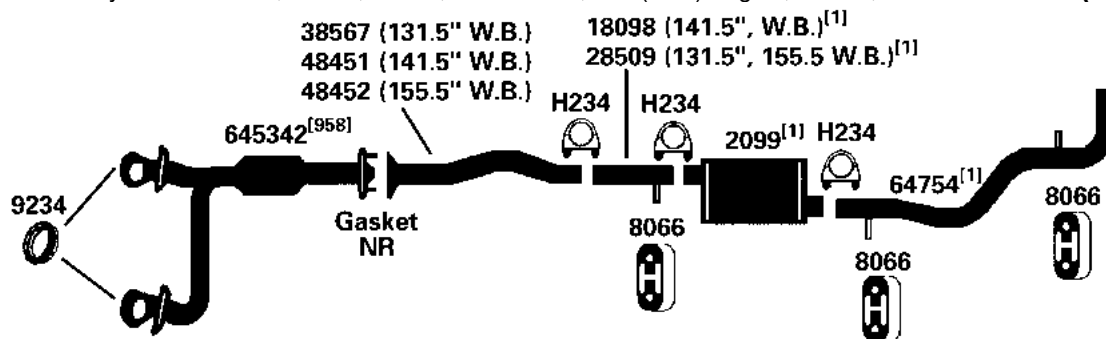
(21975)



DIRECT FIT MSL/MAXIMUM Muffler... 700305

1995 6 Cyl. C1500; 131.5", 141.5", 155.5" W.B.; 262 (4.3L) Engine; 2 W.D.; 1/2 Ton

(20624)



DIRECT FIT MSL/MAXIMUM Muffler... 700158, Silentone DIY Muffler... 5570

NA-Not Available. NR-Not Required. FL-Remove and Re-Use Old Flange. ● Golden Warehouse. O.E.-Original Equipment.

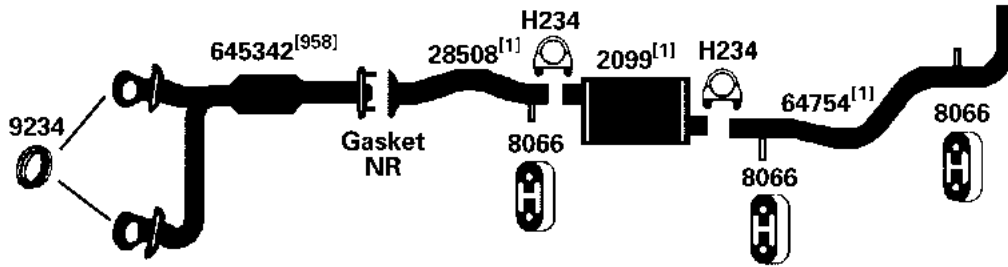
Airtube Kit [4948] may be required to complete installation. EFI-Electronic Fuel Injection.

[1] OE system was a welded assembly. It is recommended that all parts noted [1] should be replaced.

[958] Federal & California Emissions. Not For Sale or Use on vehicles licensed in the state of CA & NY (NY vehicles with CA Emissions). Check with your state authority for details.

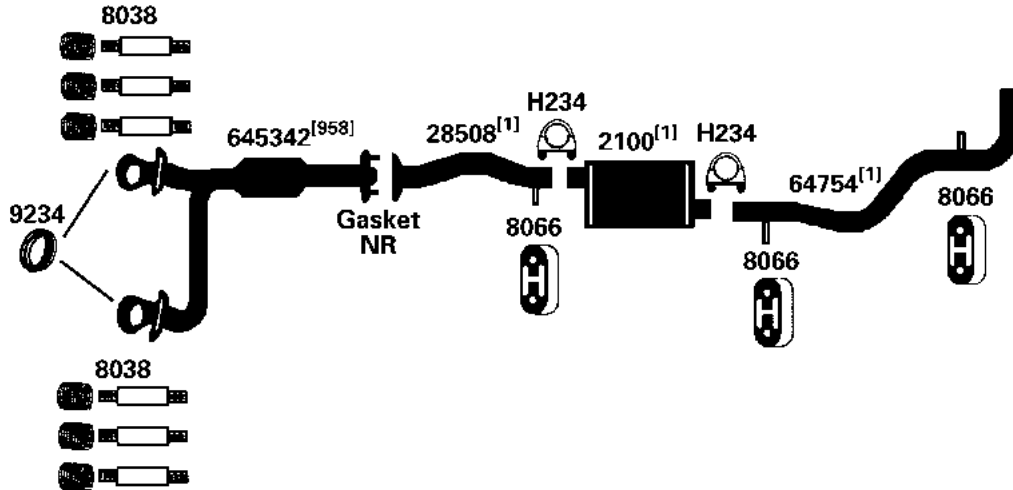
CHEVROLET C10/1500, R10/1500 SERIES 2WD PICKUP

(20625) 1995 6 Cyl. C1500, 117.5" W.B.; 262 (4.3L) Engine; 2 W.D.; 1/2 Ton



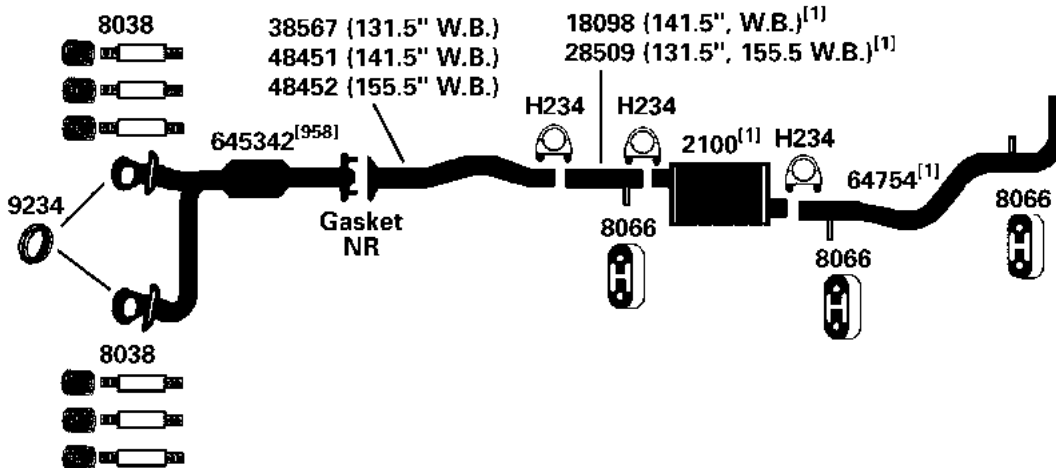
DIRECT FIT MSL/MAXIMUM Muffler... 700158, Silentone DIY Muffler... 5570

(21971) 1995 8 Cyl. C1500; 117.5" W.B.; 305H, 350K Engine (5.0L, 5.7L); 1/2 Ton



DIRECT FIT MSL/MAXIMUM Muffler... 700142, Silentone DIY Muffler... 5571 and 8961 Connector

(21970) 1995 8 Cyl. C1500; 131.5", 141.5", 155.5" W.B.; 305H, 350K Engine (5.0L, 5.7L) 2 W.D.; 1/2 Ton



DIRECT FIT MSL/MAXIMUM Muffler... 700142, Silentone DIY Muffler... 5571 and 8961 Connector

NA-Not Available. NR-Not Required. FL-Remove and Re-Use Old Flange. ● Golden Warehouse. O.E.-Original Equipment.

Airtube Kit [4948] may be required to complete installation. EFI-Electronic Fuel Injection.

[1] OE system was a welded assembly. It is recommended that all parts noted [1] should be replaced.

[958] Federal & California Emissions. Not For Sale or Use on vehicles licensed in the state of CA & NY (NY vehicles with CA Emissions). Check with your state authority for details.

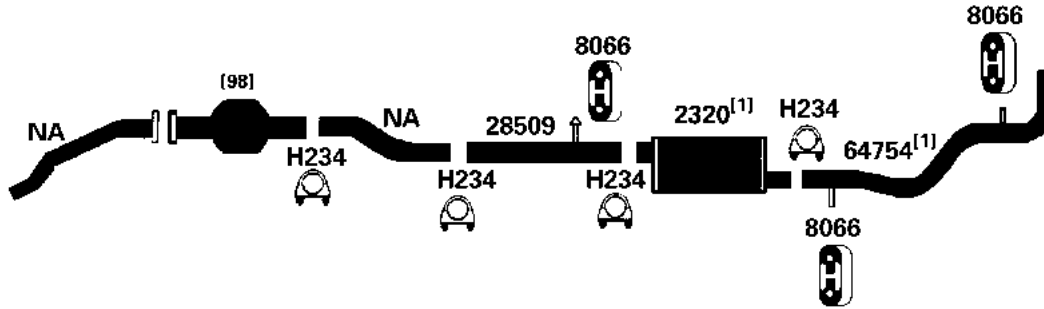
CHEVROLET C10/1500, R10/1500 SERIES 2WD PICKUP

1995

8 Cyl.

C1500; 155.5" W.B.; 395F Turbo Diesel Engine (6.5L); 2 W.D.; 1/2 Ton

(100530)



DIRECT FIT MSL/MAXIMUM Muffler... 700336, Silentone DIY Muffler... 5571 and 8963 Connector

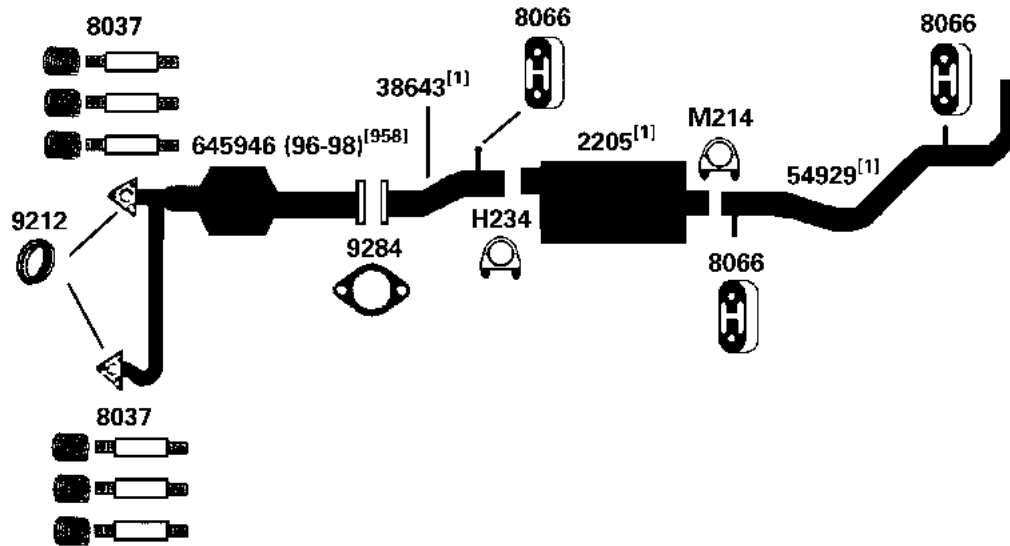
CHEVROLET C20/2500, R20/2500 SERIES 2WD PICKUP

96-98

8 Cyl.

C2500; 131.5" W.B. Std. Cab/Long Bed; 305 (5.0L) Engine; 2 W.D.; 3/4 Ton

(100269)



DIRECT FIT MSL/MAXIMUM Muffler... 700305

NA-Not Available. NR-Not Required. FL-Remove and Re-Use Old Flange. ● Golden Warehouse. O.E.-Original Equipment.

Airtube Kit [4948] may be required to complete installation. EFI-Electronic Fuel Injection.

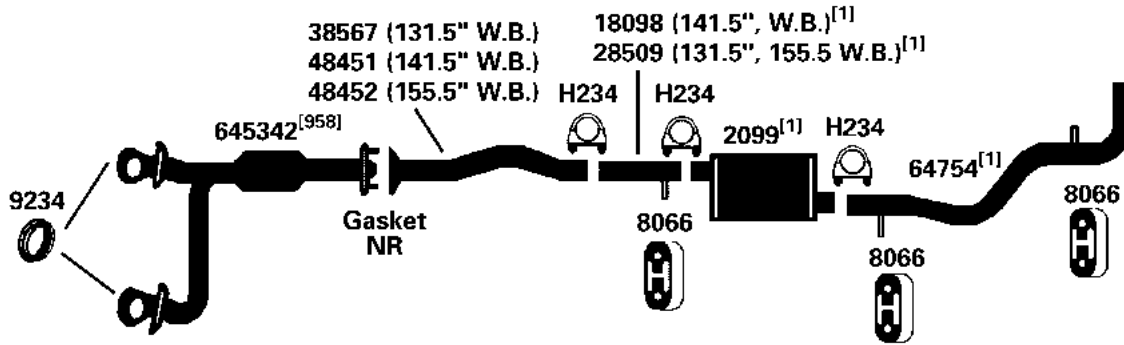
[1] OE system was a welded assembly. It is recommended that all parts noted [1] should be replaced.

[98] Refer to current Catalytic Converter catalog or Website catalog for availability.

[958] Federal & California Emissions. Not For Sale or Use on vehicles licensed in the state of CA & NY (NY vehicles with CA Emissions). Check with your state authority for details.

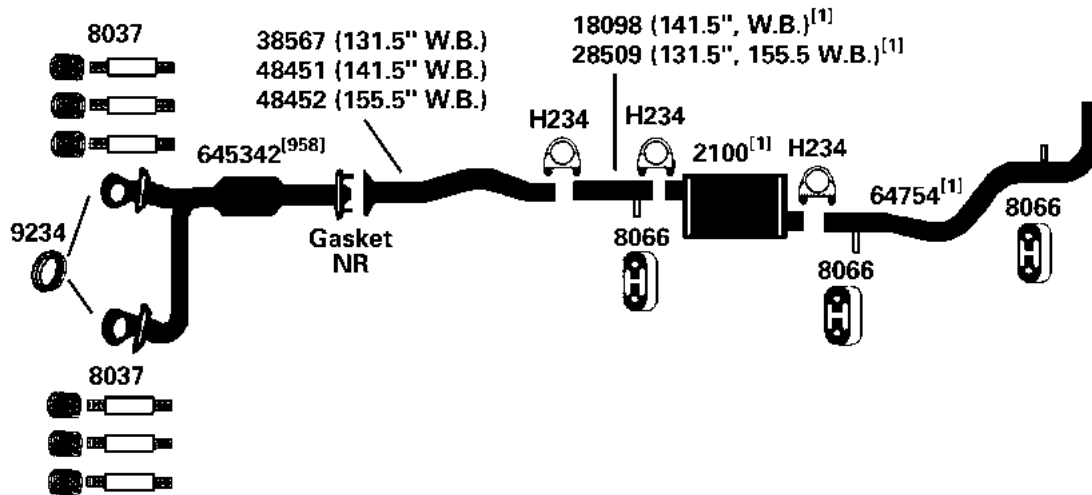
CHEVROLET C20/2500, R20/2500 SERIES 2WD PICKUP

(20938) 1995 6 Cyl. C2500; 131.5", 141.5", 155.5" W.B.; 262 (4.3L) Engine; 2 W.D.; 3/4 Ton; (To 8600 lbs. G.V.W.)



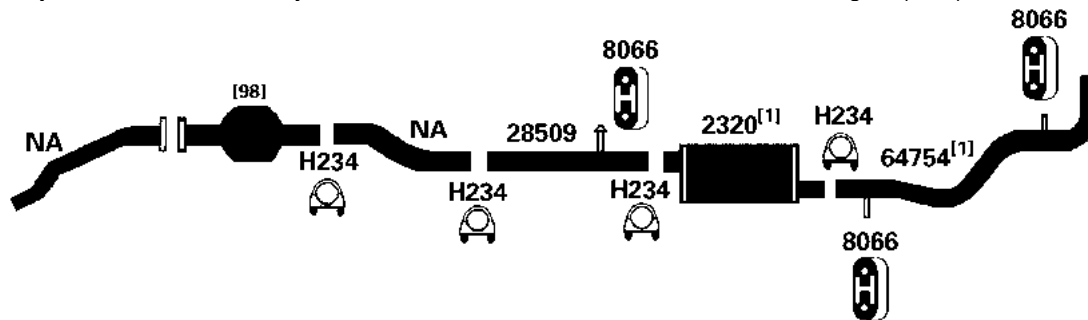
DIRECT FIT MSL/MAXIMUM Muffler... 700158, Silentone DIY Muffler... 5570

(22198) 1995 8 Cyl. C2500; 131.5", 141.5", 155.5" W.B.; 305H, 350K Engine (5.0L, 5.7L); 2 W.D.; 3/4 Ton; under 8600 lbs. G.V.W.



DIRECT FIT MSL/MAXIMUM Muffler... 700142, Silentone DIY Muffler... 5571 and 8961 Connector

(100532) 1995 8 Cyl. C2500; 155.5" W.B.; 395F Turbo Diesel Engine (6.5L); 2 W.D.; 3/4 Ton



DIRECT FIT MSL/MAXIMUM Muffler... 700336, Silentone DIY Muffler... 5571 and 8963 Connector

NA-Not Available. NR-Not Required. FL-Remove and Re-Use Old Flange. ● Golden Warehouse. O.E.-Original Equipment.

Airtube Kit [4948] may be required to complete installation. EFI-Electronic Fuel Injection.

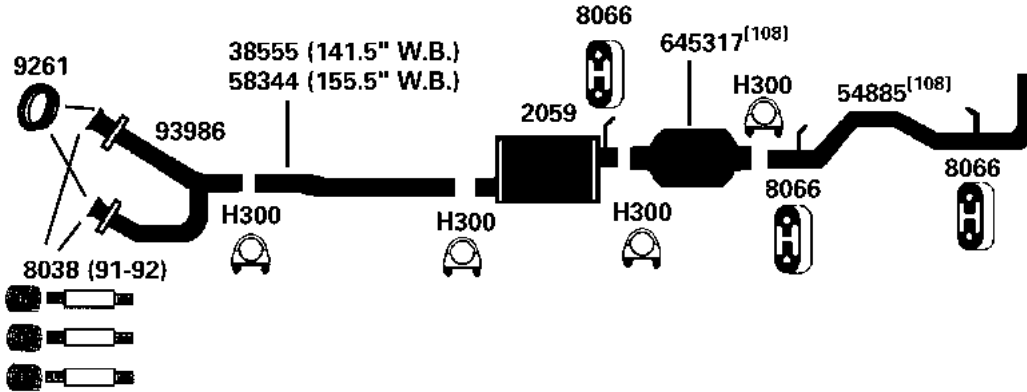
[1] OE system was a welded assembly. It is recommended that all parts noted [1] should be replaced.

[98] Refer to current Catalytic Converter catalog or Website catalog for availability.

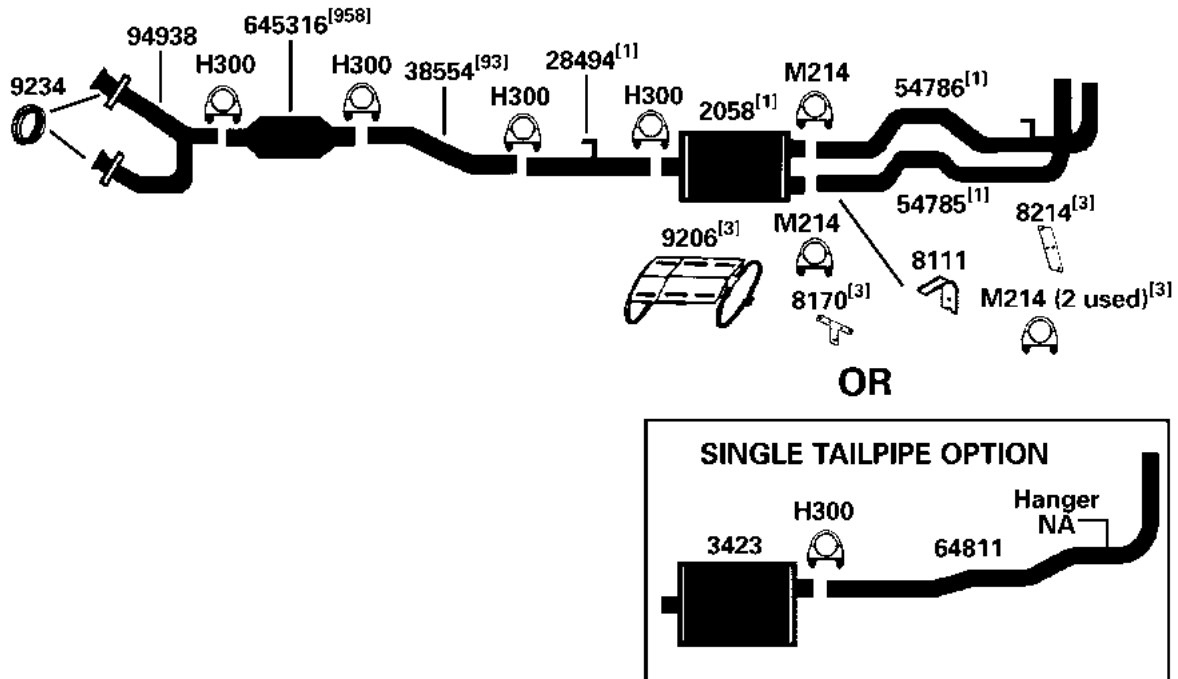
[958] Federal & California Emissions. Not For Sale or Use on vehicles licensed in the state of CA & NY (NY vehicles with CA Emissions). Check with your state authority for details.

CHEVROLET C20/2500, R20/2500 SERIES 2WD PICKUP

1995 8 Cyl. C2500; 131.5", 155.5" W.B.; 454 Engine (7.4L); 2 W.D.; 3/4 Ton; To 8600 lbs. G.V.W. **(22193)**



1995 8 Cyl. C2500; 155.5" W.B.; 350K Engine (5.7L); 2 W.D.; 3/4 Ton; (To 8600 lbs. G.V.W.) **(22196)**



DIRECT FIT MSL/MAXIMUM Muffler... Muffler (2058)- 6576, Muffler (3423)- 700126 (w/ Single Tailpipe Option), Silentone DIY Muffler... Muffler (3423)- 5568 (w/ Single Tailpipe Option)

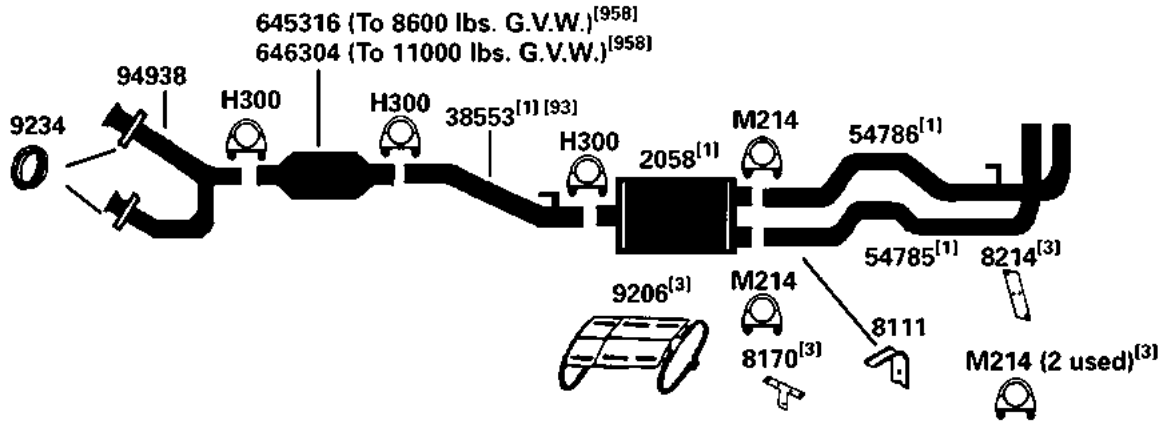
NA-Not Available. NR-Not Required. FL-Remove and Re-Use Old Flange. ● Golden Warehouse. O.E.-Original Equipment.
Airtube Kit [4948] may be required to complete installation. EFI-Electronic Fuel Injection.

- [1] OE system was a welded assembly. It is recommended that all parts noted [1] should be replaced.
[3] Required for installation.
[93] Locating clip must be knocked off OEM converter for proper installation.

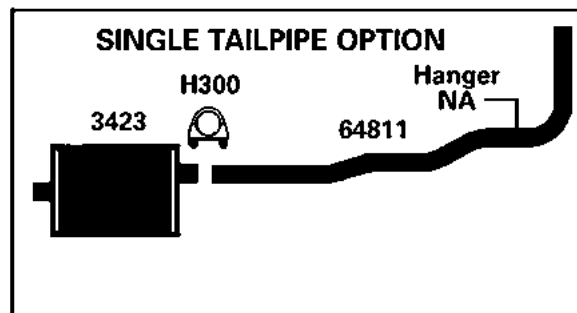
- [108] If replacing O.E. exhaust system, first cut tail pipe on vehicle 2 1/2" behind converter to tail pipe weld.
[958] Federal & California Emissions. Not For Sale or Use on vehicles licensed in the state of CA & NY (NY vehicles with CA Emissions). Check with your state authority for details.

CHEVROLET C20/2500, R20/2500 SERIES 2WD PICKUP

(22197) 1995 8 Cyl. C2500; 131.5" W.B.; 350K Engine (5.7L); 2 W.D.; 3/4 Ton; (Over 8500 lbs. G.V.W.)

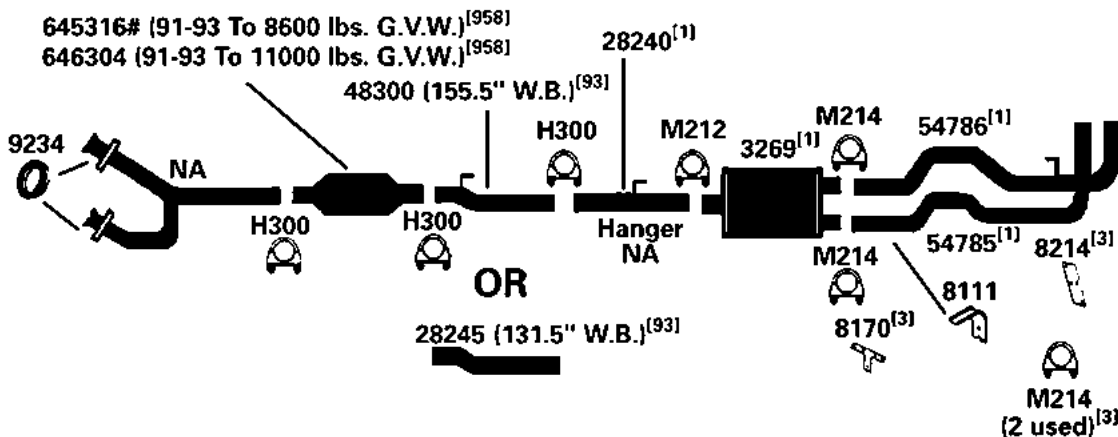


OR



DIRECT FIT MSL/MAXIMUM Muffler... Muffler (2058)- 6576, Muffler (3423)- 700126 (w/ Single Tailpipe Option), Silentone DIY Muffler... Muffler (3423)- 5568 (w/ Single Tailpipe Option)

(100538) 1995 8 Cyl. C2500; 131.5", 155.5" W.B.; 350K Engine (5.7L); 2 W.D.; 3/4 Ton; Over 8500 lbs. G.V.W., with 2 1/2" Muffler Inlet



DIRECT FIT MSL/MAXIMUM Muffler... 700104, UNIVERSAL FIT MSL/MAXIMUM Muffler... 6557, 6576, Silentone DIY Muffler... 5542 and two 8911 Connectors and two M200 Clamps

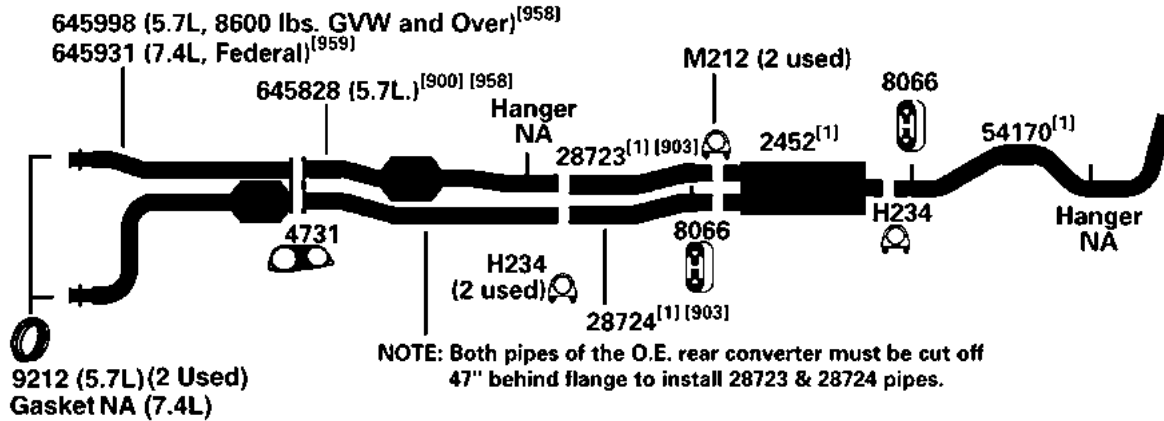
NA-Not Available. NR-Not Required. FL-Remove and Re-Use Old Flange. ● Golden Warehouse. O.E.-Original Equipment.
Airtube Kit [4948] may be required to complete installation. EFI-Electronic Fuel Injection.

- [1] OE system was a welded assembly. It is recommended that all parts noted [1] should be replaced.
[3] Required for installation.

- [93] Locating clip must be knocked off OEM converter for proper installation.
[958] Federal & California Emissions. Not For Sale or Use on vehicles licensed in the state of CA & NY (NY vehicles with CA Emissions). Check with your state authority for details.

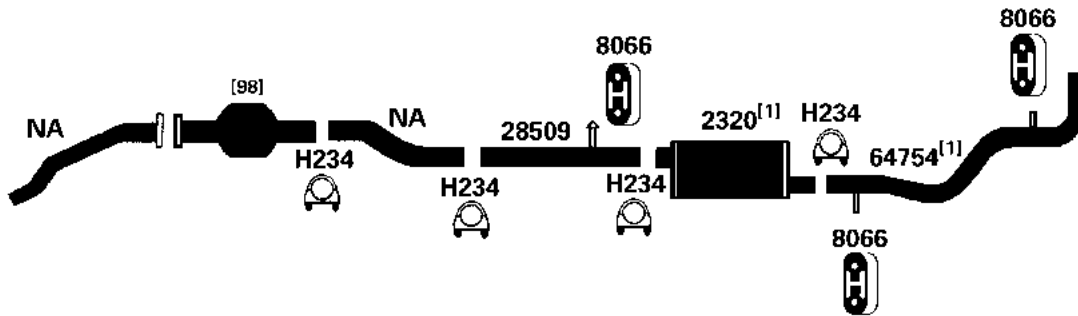
CHEVROLET C30/3500, R30/3500 SERIES 2WD PICKUP

96-00 8 Cyl. C3500; 2 W.D., 350, 454 Engine (5.7L, 7.4L) 155.5" W.B.; (1 Ton over 8500 lbs. **(100621)**
G.V.W.); Old Body Style



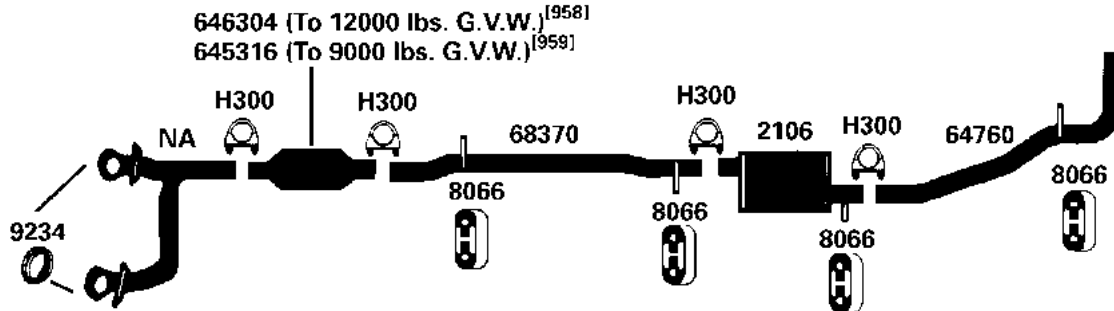
DIRECT FIT MSL/MAXIMUM Muffler... 700365

1995 8 Cyl. C3500; 155.5" W.B.; 395F Turbo Diesel Engine (6.5L); 2 W.D.; 1 Ton **(100534)**



DIRECT FIT MSL/MAXIMUM Muffler... 700336, Silentone DIY Muffler... 5571 and 8963 Connector

1995 8 Cyl. C3500; 168.5" W.B.; 350K Engine (5.7L); 2 W.D.; 1 Ton **(22576)**



Silentone DIY Muffler... 5571

NA-Not Available. NR-Not Required. FL-Remove and Re-Use Old Flange. ● Golden Warehouse. O.E.-Original Equipment.

Airtube Kit [4948] may be required to complete installation. EFI-Electronic Fuel Injection.

[1] OE system was a welded assembly. It is recommended that all parts noted [1] should be replaced.

[98] Refer to current Catalytic Converter catalog or Website catalog for availability.

[900] Direct fit converter may require resizing, cutting or bushing.

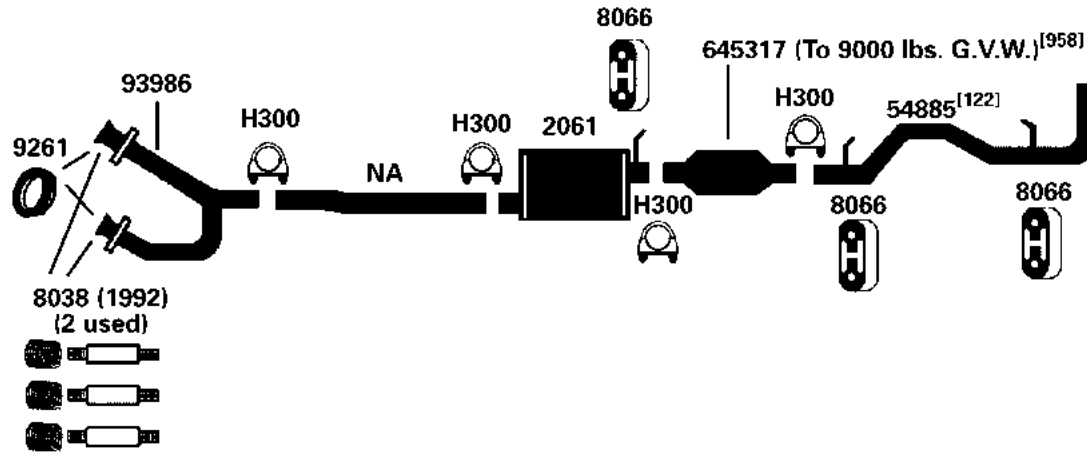
[903] Both pipes of the O.E. rear converter must be cut off 47" behind flange.

[958] Federal & California Emissions. Not For Sale or Use on vehicles licensed in the state of CA & NY (NY vehicles with CA Emissions). Check with your state authority for details.

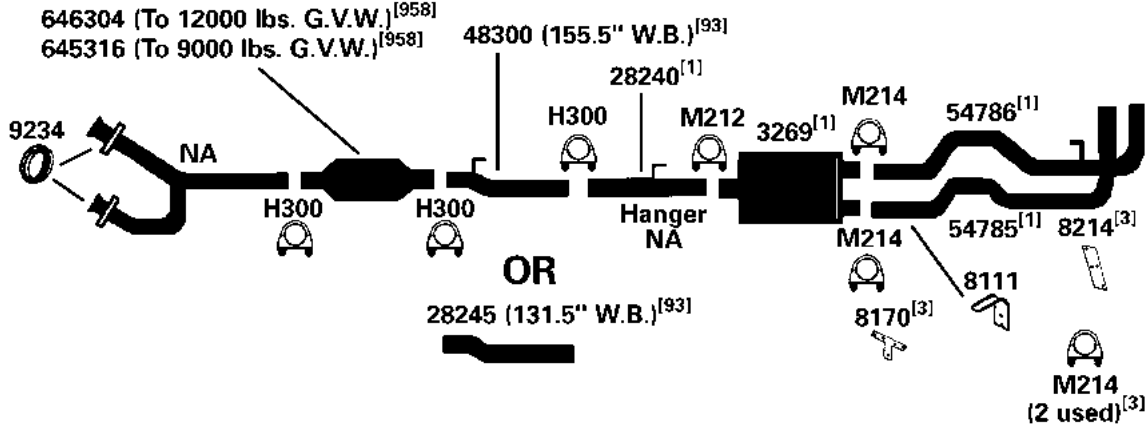
[959] Federal Emissions. Not For Sale or Use on vehicles licensed in the state of CA. Check with your state authority.

CHEVROLET C30/3500, R30/3500 SERIES 2WD PICKUP

(22569) 1995 8 Cyl. C3500; Crew Cab; 168.5" W.B.; 454 Engine (7.4L); 2 W.D.; 1 Ton



(100539) 1995 8 Cyl. C3500; 131.5", 155.5" W.B.; 350K Engine (5.7L); 2 W.D.; 1 Ton; Over 8500 lbs. G.V.W., with 2 1/2" Muffler Inlet



DIRECT FIT MSL/MAXIMUM Muffler... 700104, UNIVERSAL FIT MSL/MAXIMUM Muffler... 6557, 6576, Silentone DIY Muffler... 5542 and two 8911 Connectors and two M200 Clamps

NA-Not Available. NR-Not Required. FL-Remove and Re-Use Old Flange. ● Golden Warehouse. O.E.-Original Equipment.
Airtube Kit [4948] may be required to complete installation. EFI-Electronic Fuel Injection.

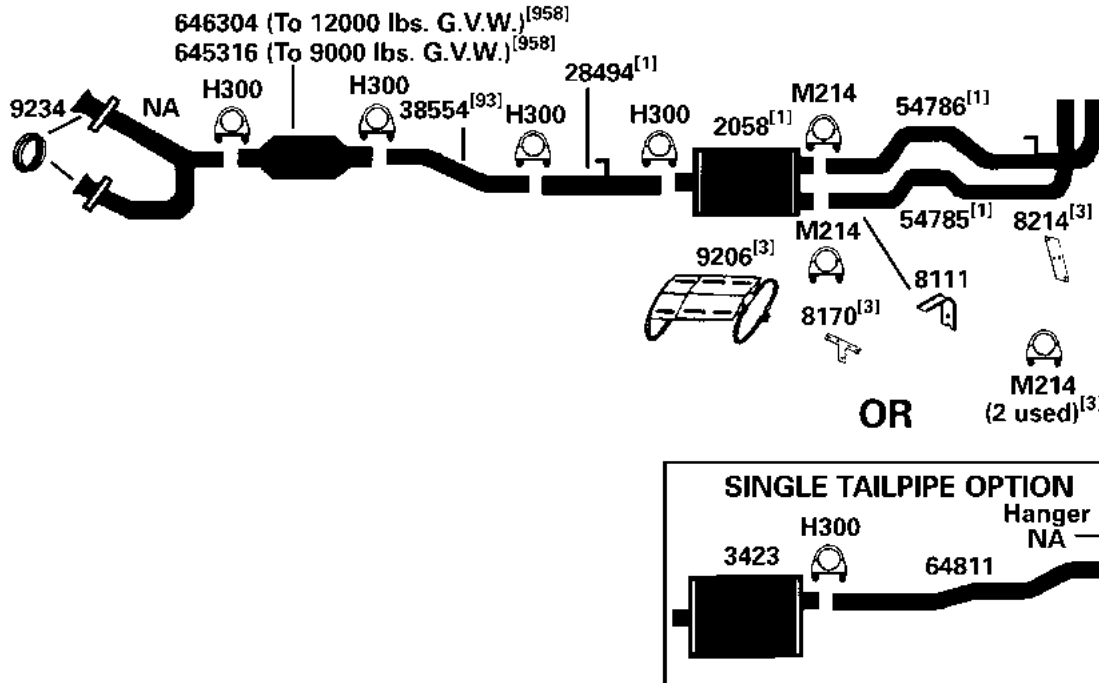
- [1] OE system was a welded assembly. It is recommended that all parts noted [1] should be replaced.
[3] Required for installation.
[93] Locating clip must be knocked off OEM converter for proper installation.

- [122] If replacing O.E. exhaust system, first cut tail pipe on vehicle immediately behind converter to tail pipe weld. Cut through outer pipe only, leaving converter nipple intact.
[958] Federal & California Emissions. Not For Sale or Use on vehicles licensed in the state of CA & NY (NY vehicles with CA Emissions). Check with your state authority for details.

CHEVROLET C30/3500, R30/3500 SERIES 2WD PICKUP

1995 8 Cyl. C3500; 155.5" W.B.; 350K Engine (5.7L); 2 W.D.; 1 Ton

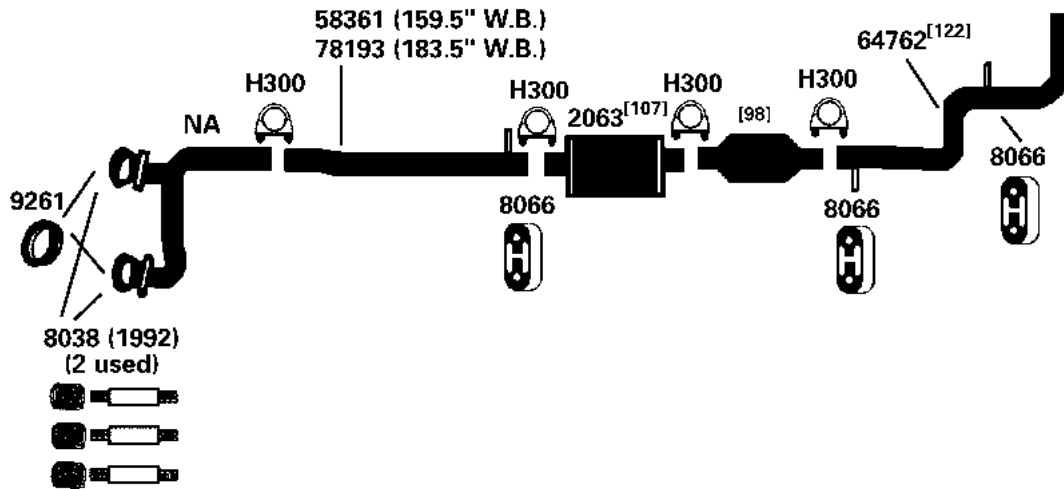
(22567)



DIRECT FIT MSL/MAXIMUM Muffler... Muffler (2058)- 6576, Muffler (3423)- 700126 (w/ Single Tailpipe Option), Silentone DIY Muffler... Muffler (3423)- 5568 (w/ Single Tailpipe Option)

1995 8 Cyl. C3500; 159.5", 183.5" W.B.; 454N Engine (7.4L); 2 W.D.; 1 Ton; 15,000 lbs. G.V.W. 1st design without frame rail reinforcement (1994 models)

(22577)



DIRECT FIT MSL/MAXIMUM Muffler... Muffler (2063)- 700347

NA-Not Available. NR-Not Required. FL-Remove and Re-Use Old Flange. ● Golden Warehouse. O.E.-Original Equipment.
Airtube Kit [4948] may be required to complete installation. EFI-Electronic Fuel Injection.

- [1] OE system was a welded assembly. It is recommended that all parts noted [1] should be replaced.
- [3] Required for installation.
- [93] Locating clip must be knocked off OEM converter for proper installation.
- [98] Refer to current Catalytic Converter catalog or Website catalog for availability.
- [107] Cut original muffler immediately behind muffler nipple to converter weld and remove any portion of muffler nipple that is inside of converter. Muffler is then installed inside of the converter nipple.

- [122] If replacing O.E. exhaust system, first cut tail pipe on vehicle immediately behind converter to tail pipe weld. Cut through outer pipe only, leaving converter nipple intact.
- [958] Federal & California Emissions. Not For Sale or Use on vehicles licensed in the state of CA & NY (NY vehicles with CA Emissions). Check with your state authority for details.

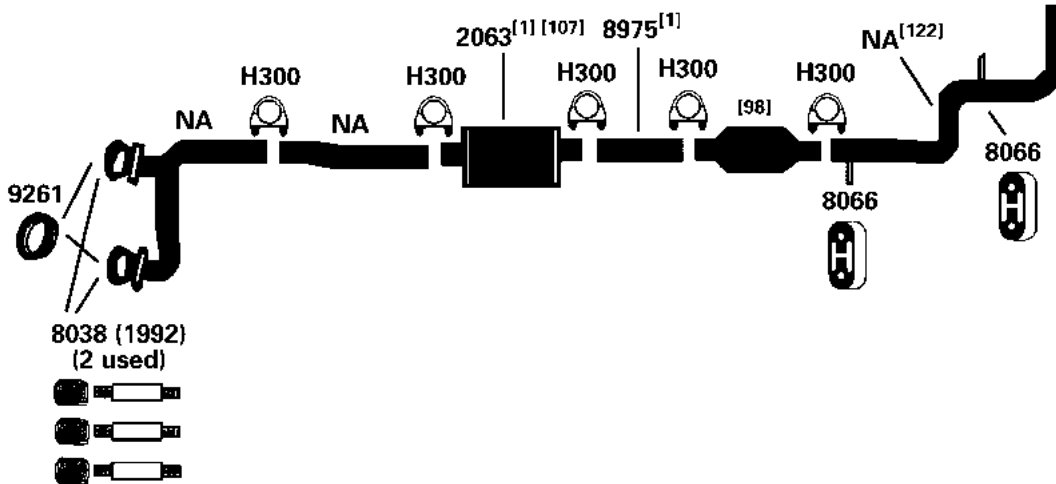
CHEVROLET C30/3500, R30/3500 SERIES 2WD PICKUP

(22578)

1995

8 Cyl.

C3500; 135.5" W.B.; 454N Engine (7.4L); 2 W.D.; 1 Ton; 15,000 G.V.W. 1st design without frame rail reinforcement(1994 models)



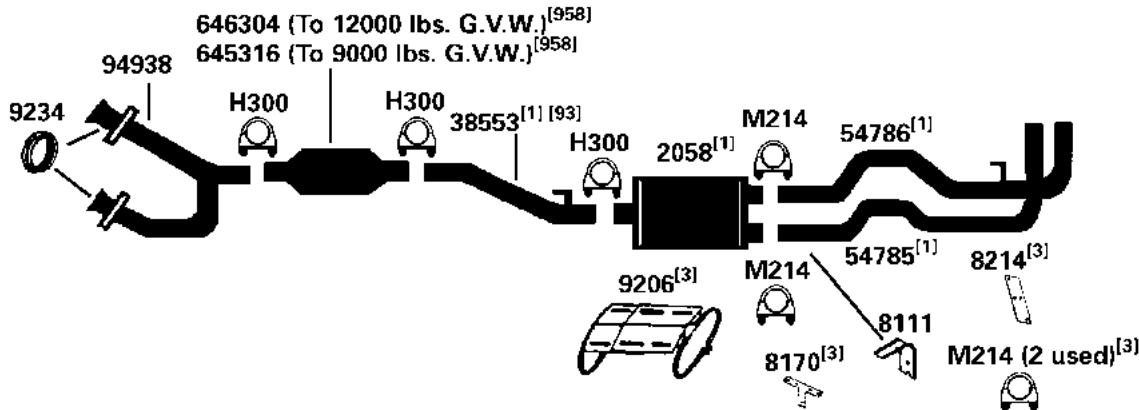
DIRECT FIT MSL/MAXIMUM Muffler... Muffler (2063)- 700347

(22568)

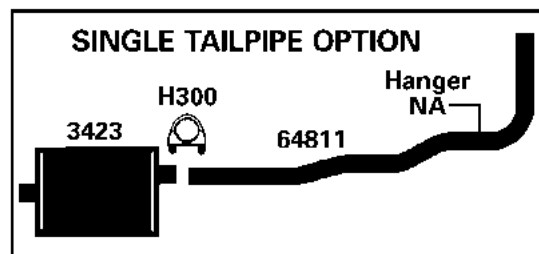
1995

8 Cyl.

C3500; 131.5" W.B.; 350K Engine (5.7L); 2 W.D.; 1 Ton



OR



DIRECT FIT MSL/MAXIMUM Muffler... Muffler (2058)- 6576, Muffler (3423)- 700126 (w/ Single Tailpipe Option), Silentone DIY Muffler... Muffler (3423)- 5568 (w/ Single Tailpipe Option)

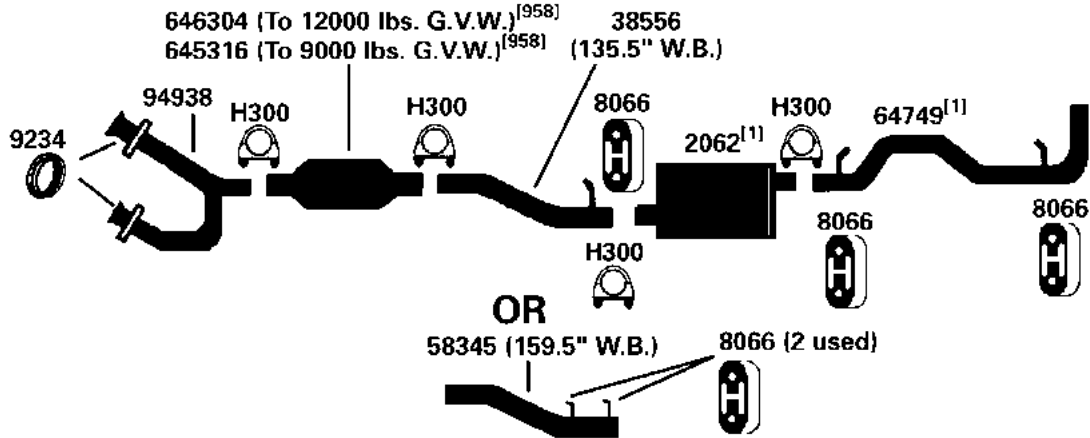
NA-Not Available. NR-Not Required. FL-Remove and Re-Use Old Flange. ● Golden Warehouse. O.E.-Original Equipment.
Airtube Kit [4948] may be required to complete installation. EFI-Electronic Fuel Injection.

- [1] OE system was a welded assembly. It is recommended that all parts noted [1] should be replaced.
- [3] Required for installation.
- [93] Locating clip must be knocked off OEM converter for proper installation.
- [98] Refer to current Catalytic Converter catalog or Website catalog for availability.
- [107] Cut original muffler immediately behind muffler nipple to converter weld and remove any portion of muffler nipple that is inside of converter. Muffler is then installed inside of the converter nipple.

- [122] If replacing O.E. exhaust system, first cut tail pipe on vehicle immediately behind converter to tail pipe weld. Cut through outer pipe only, leaving converter nipple intact.
- [958] Federal & California Emissions. Not For Sale or Use on vehicles licensed in the state of CA & NY (NY vehicles with CA Emissions). Check with your state authority for details.

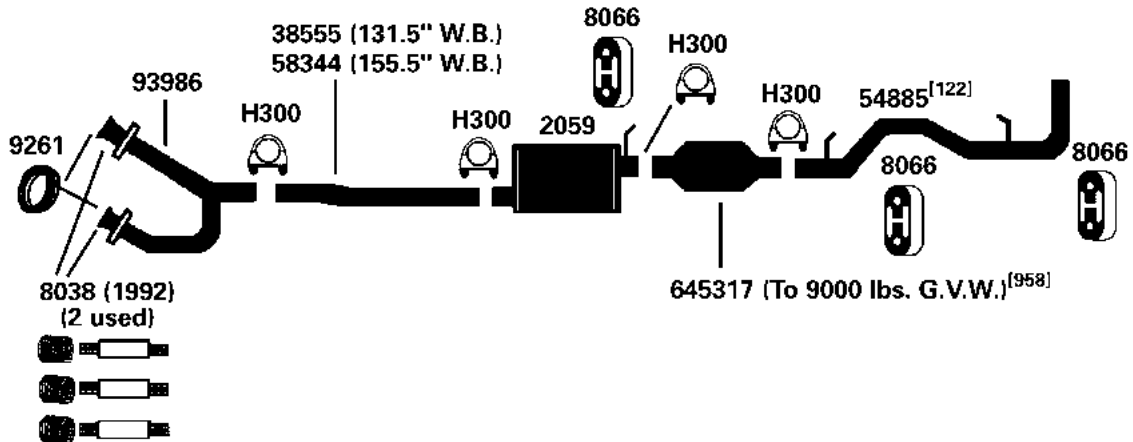
CHEVROLET C30/3500, R30/3500 SERIES 2WD PICKUP

1995 8 Cyl. C3500; Chassis Cab; 135.5", 159.5" W.B.; 350K Engine (5.7L); 2 W.D.; 1 Ton; **(22564)**
except 15,000 lbs. G.V.W.



DIRECT FIT MSL/MAXIMUM Muffler... 700222

1995 8 Cyl. C3500; 131.5", 155.5" W.B.; 454 Engine (7.4L); 2 W.D.; 1 Ton **(22563)**



NA-Not Available. NR-Not Required. FL-Remove and Re-Use Old Flange. ● Golden Warehouse. O.E.-Original Equipment.

Airtube Kit [4948] may be required to complete installation. EFI-Electronic Fuel Injection.

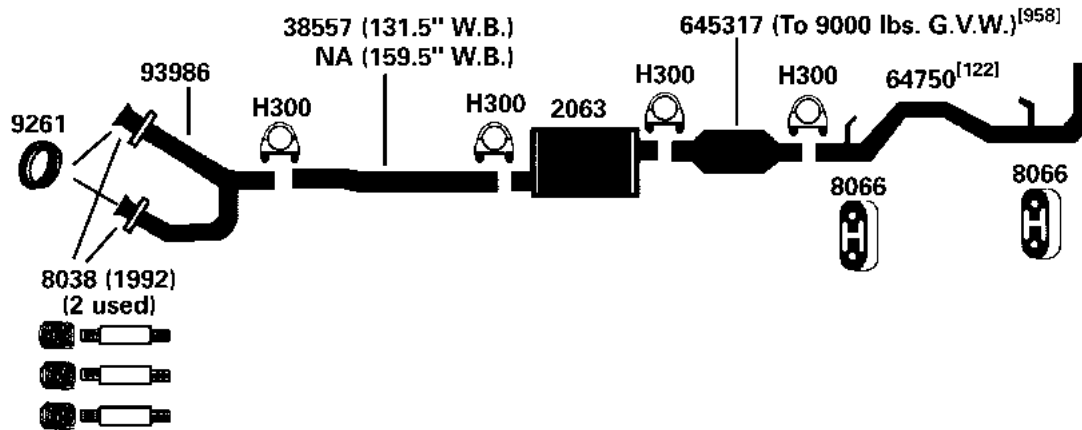
[1] OE system was a welded assembly. It is recommended that all parts noted [1] should be replaced.

[122] If replacing O.E. exhaust system, first cut tail pipe on vehicle immediately behind converter to tail pipe weld. Cut through outer pipe only, leaving converter nipple intact.

[958] Federal & California Emissions. Not For Sale or Use on vehicles licensed in the state of CA & NY (NY vehicles with CA Emissions). Check with your state authority for details.

CHEVROLET C30/3500, R30/3500 SERIES 2WD PICKUP

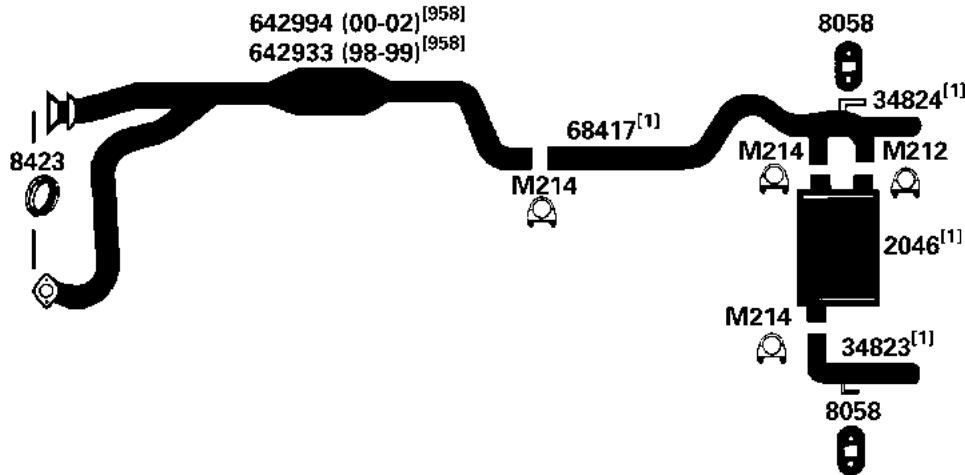
(22562) 1995 8 Cyl. C3500; Chassis Cab; 135", 159.5" W.B.; 454 Engine (7.4L); 2 W.D.; 1 Ton; except 15,000 lbs. G.V.W.



DIRECT FIT MSL/MAXIMUM Muffler... 700347

CHEVROLET CAMARO

(100318) 98-02 6 Cyl. Camaro, 3.8L, V-6 Engine, Dual Exhaust



DIRECT FIT MSL/MAXIMUM Muffler... 700219

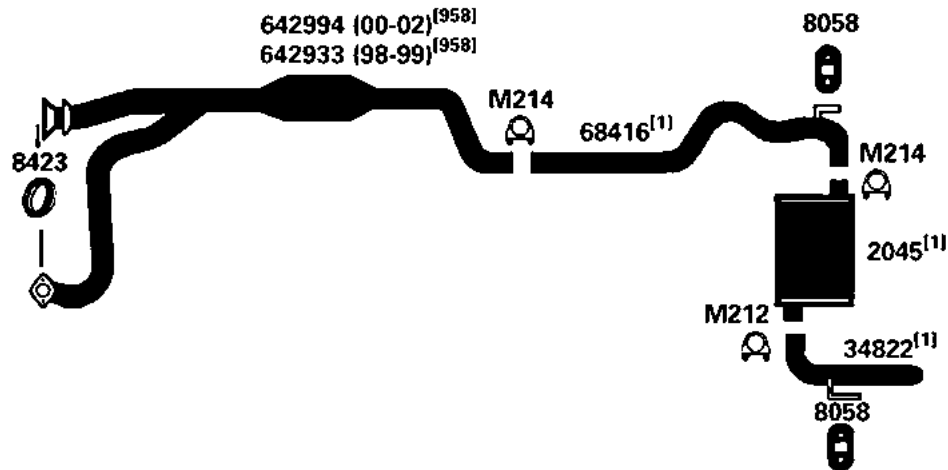
NA-Not Available. NR-Not Required. FL-Remove and Re-Use Old Flange. ● Golden Warehouse. O.E.-Original Equipment.
Airtube Kit [4948] may be required to complete installation. EFI-Electronic Fuel Injection.

- [1] OE system was a welded assembly. It is recommended that all parts noted [1] should be replaced.
[98] Refer to current Catalytic Converter catalog or Website catalog for availability.

- [122] If replacing O.E. exhaust system, first cut tail pipe on vehicle immediately behind converter to tail pipe weld. Cut through outer pipe only, leaving converter nipple intact.
[958] Federal & California Emissions. Not For Sale or Use on vehicles licensed in the state of CA & NY (NY vehicles with CA Emissions). Check with your state authority for details.

98-02 6 Cyl. Camaro, 231 Engine (3.8L); Single Exhaust

(100242)



DIRECT FIT MSL/MAXIMUM Muffler... 700218

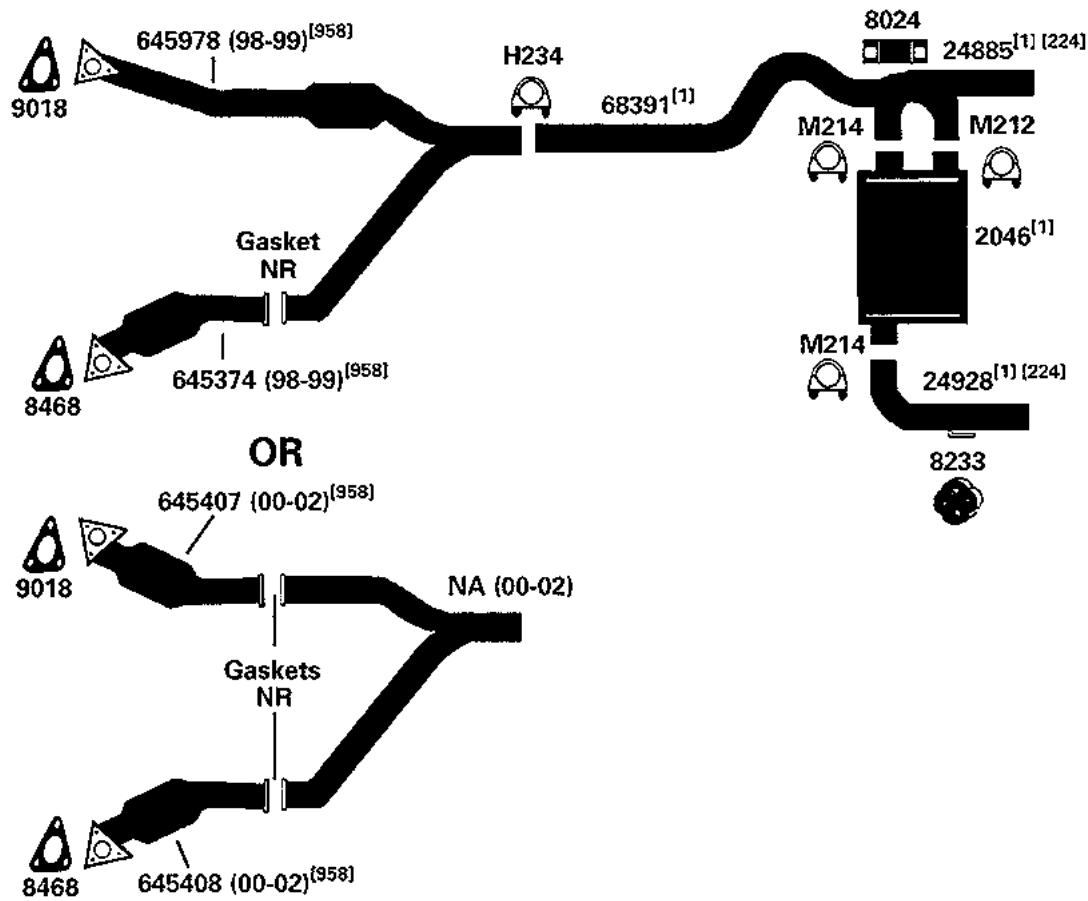
NA-Not Available. NR-Not Required. FL-Remove and Re-Use Old Flange. ● Golden Warehouse. O.E.-Original Equipment.
Airtube Kit [4948] may be required to complete installation. EFI-Electronic Fuel Injection.

[1] OE system was a welded assembly. It is recommended that all parts noted [1] should be replaced.

[958] Federal & California Emissions. Not For Sale or Use on vehicles licensed in the state of CA & NY (NY vehicles with CA Emissions). Check with your state authority for details.

CHEVROLET CAMARO

(1568) 98-02 8 Cyl. Camaro, 350 Engine (5.7L)



DIRECT FIT MSL/MAXIMUM Muffler... 700219

NA-Not Available. NR-Not Required. FL-Remove and Re-Use Old Flange. ● Golden Warehouse. O.E.-Original Equipment.

Airtube Kit [4948] may be required to complete installation. EFI-Electronic Fuel Injection.

[1] OE system was a welded assembly. It is recommended that all parts noted [1] should be replaced.

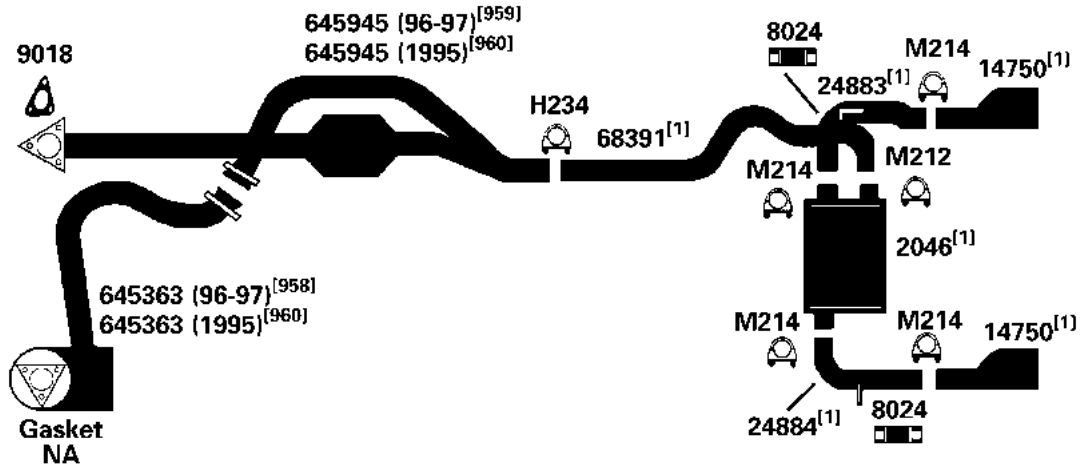
[224] O.E. spouts are to be re-used for this application.

[958] Federal & California Emissions. Not For Sale or Use on vehicles licensed in the state of CA & NY (NY vehicles with CA Emissions). Check with your state authority for details.

CHEVROLET CAMARO

96-97 8 Cyl. Camaro, 350 Engine (5.7L), 50 State
1995 8 Cyl. Camaro, 350 Engine (5.7L), California only

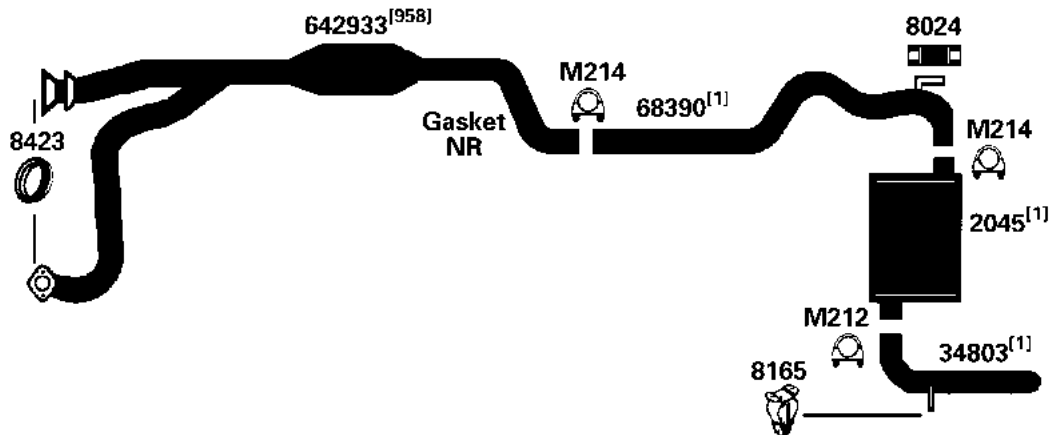
(1593)



DIRECT FIT MSL/MAXIMUM Muffler... 700219

95-97 6 Cyl. Camaro, 231 Engine (3.8L)

(1592)



DIRECT FIT MSL/MAXIMUM Muffler... 700218

NA-Not Available. NR-Not Required. FL-Remove and Re-Use Old Flange. ● Golden Warehouse. O.E.-Original Equipment.
Airtube Kit [4948] may be required to complete installation. EFI-Electronic Fuel Injection.

[1] OE system was a welded assembly. It is recommended that all parts noted [1] should be replaced.

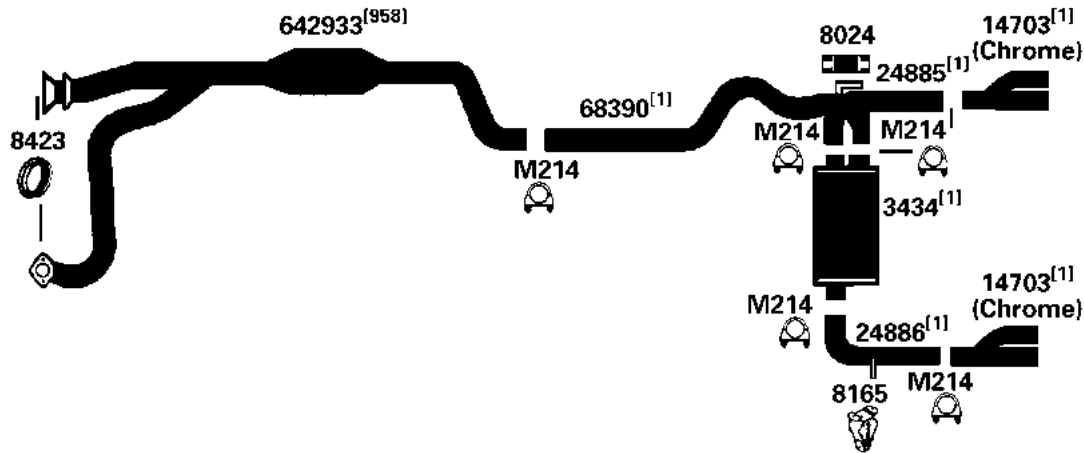
[958] Federal & California Emissions. Not For Sale or Use on vehicles licensed in the state of CA & NY (NY vehicles with CA Emissions). Check with your state authority for details.

[959] Federal Emissions. Not For Sale or Use on vehicles licensed in the state of CA. Check with your state authority.

[960] California Emissions. Not For Sale or Use on vehicles licensed in the state of CA & NY. Check with your state authority.

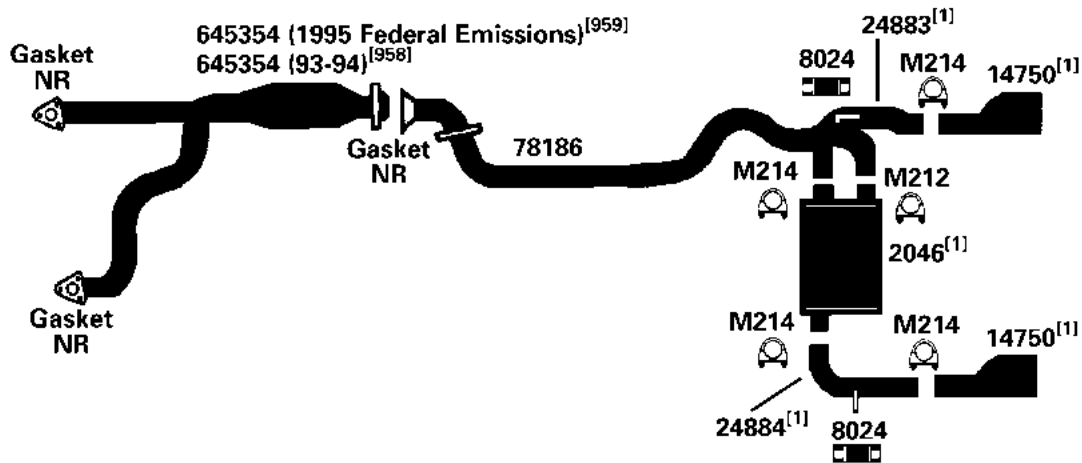
CHEVROLET CAMARO

(100243) 95-97 6 Cyl. Camaro, 231 Engine (3.8L); Dual Exhaust



DIRECT FIT MSL/MAXIMUM Muffler... 700276, UNIVERSAL FIT MSL/MAXIMUM Muffler... 6537

(1590) 1995 8 Cyl. Camaro, 350 Engine (5.7L), except California



DIRECT FIT MSL/MAXIMUM Muffler... 700219

NA-Not Available. NR-Not Required. FL-Remove and Re-Use Old Flange. ● Golden Warehouse. O.E.-Original Equipment.

Airtube Kit [4948] may be required to complete installation. EFI-Electronic Fuel Injection.

[1] OE system was a welded assembly. It is recommended that all parts noted [1] should be replaced.

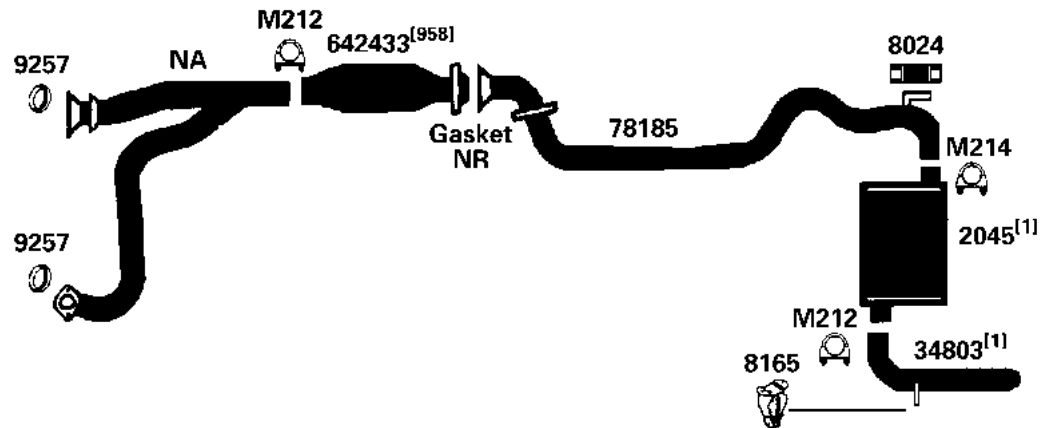
[958] Federal & California Emissions. Not For Sale or Use on vehicles licensed in the state of CA & NY (NY vehicles with CA Emissions). Check with your state authority for details.

[959] Federal Emissions. Not For Sale or Use on vehicles licensed in the state of CA. Check with your state authority.

CHEVROLET CAMARO

1995 6 Cyl. Camaro, 207 Engine (3.4L)

(1591)

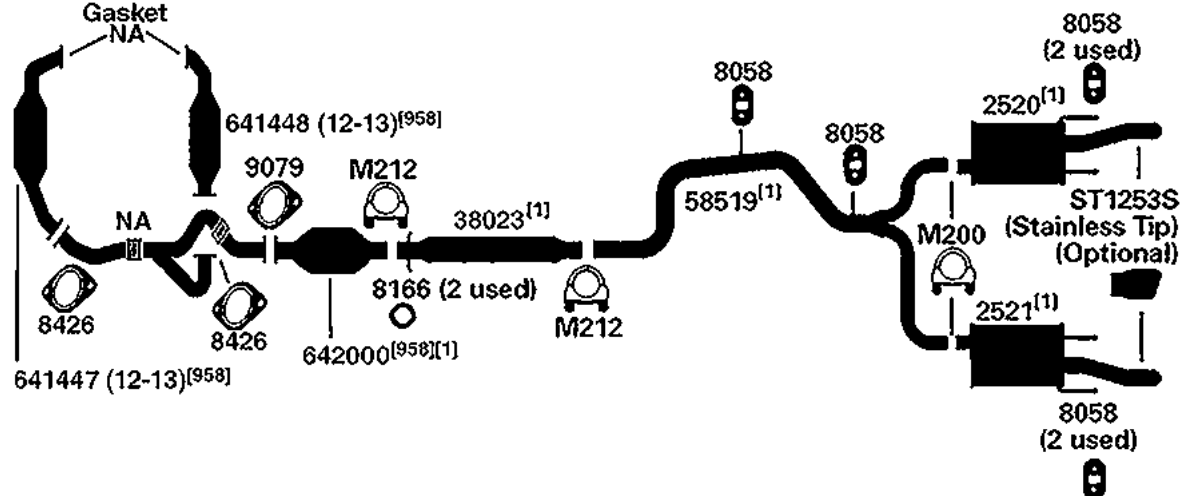


DIRECT FIT MSL/MAXIMUM Muffler... 700218

CHEVROLET CAPRICE, IMPALA

14-16 6 Cyl. Impala 3.6L Engine; (Old Body Style)
12-13 6 Cyl. Impala 3.6L Engine

(102698)



DIRECT FIT MSL/MAXIMUM Muffler... Left 700452, Right 700451

NA-Not Available. NR-Not Required. FL-Remove and Re-Use Old Flange. ● Golden Warehouse. O.E.-Original Equipment.
Airtube Kit [4948] may be required to complete installation. EFI-Electronic Fuel Injection.

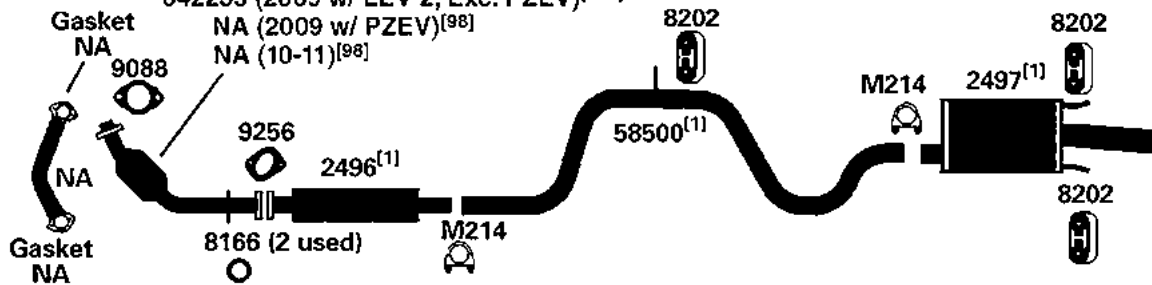
- [1] OE system was a welded assembly. It is recommended that all parts noted [1] should be replaced.
[98] Refer to current Catalytic Converter catalog or Website catalog for availability.

[958] Federal & California Emissions. Not For Sale or Use on vehicles licensed in the state of CA & NY (NY vehicles with CA Emissions). Check with your state authority for details.

CHEVROLET CAPRICE, IMPALA

(101866) 06-11 6 Cyl. Impala 3.5L Engine

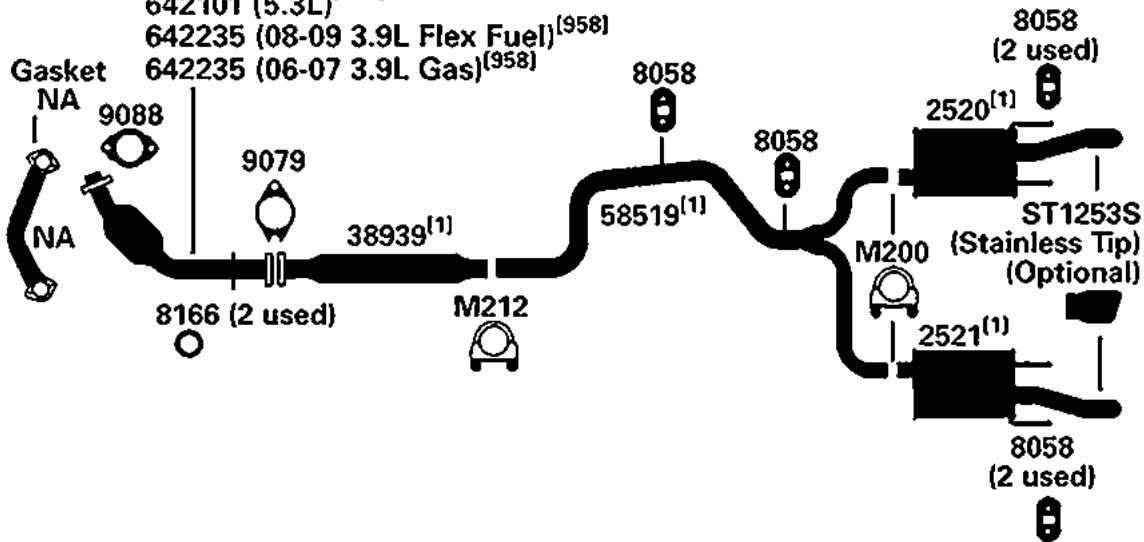
642235 (06-08)^[958]
 642235 (2009 w/ LEV 2, Exc. PZEV)^[958]
 NA (2009 w/ PZEV)^[98]
 NA (10-11)^[98]



DIRECT FIT MSL/MAXIMUM Muffler... Front 700449, Rear 700450

(101947) 06-11 6 Cyl. Impala 3.9L Engine
 06-09 8 Cyl. Impala SS 5.3L Engine

644017 (10-11 3.9L)^[958]
 642101 (5.3L)^[958]
 642235 (08-09 3.9L Flex Fuel)^[958]
 642235 (06-07 3.9L Gas)^[958]



DIRECT FIT MSL/MAXIMUM Muffler... Left 700452, Right 700451

NA-Not Available. NR-Not Required. FL-Remove and Re-Use Old Flange. ● Golden Warehouse. O.E.-Original Equipment.

Airtube Kit [4948] may be required to complete installation. EFI-Electronic Fuel Injection.

[1] OE system was a welded assembly. It is recommended that all parts noted [1] should be replaced.

[98] Refer to current Catalytic Converter catalog or Website catalog for availability.

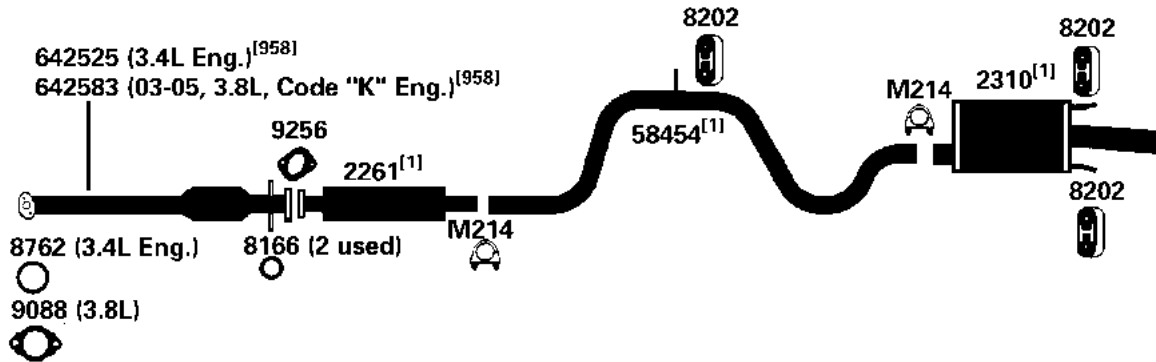
[958] Federal & California Emissions. Not For Sale or Use on vehicles licensed in the state of CA & NY (NY vehicles with CA Emissions). Check with your state authority for details.

[960] California Emissions. Not For Sale or Use on vehicles licensed in the state of CA & NY. Check with your state authority.

CHEVROLET CAPRICE, IMPALA

03-05 6 Cyl. Impala 3.8L Engine
03-05 6 Cyl. Impala 3.4L Engine

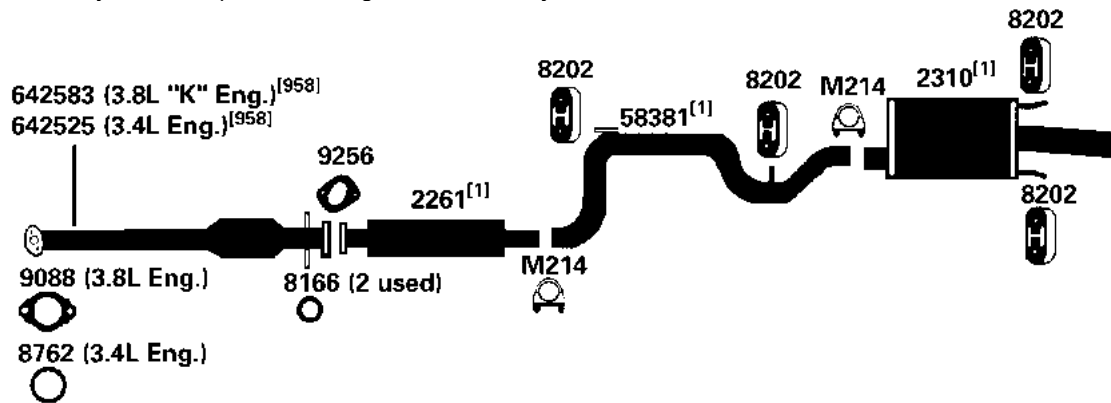
(100356)



DIRECT FIT MSL/MAXIMUM Muffler... Front Muffler- 700293, Rear Muffler- 700342

00-02 6 Cyl. Impala, 3.8L Engine, V-6, Fuel Injected
00-02 6 Cyl. Impala, 3.4L Engine, V-6, Fuel Injected

(100357)



DIRECT FIT MSL/MAXIMUM Muffler... Front Muffler- 700293, Rear Muffler- 700342

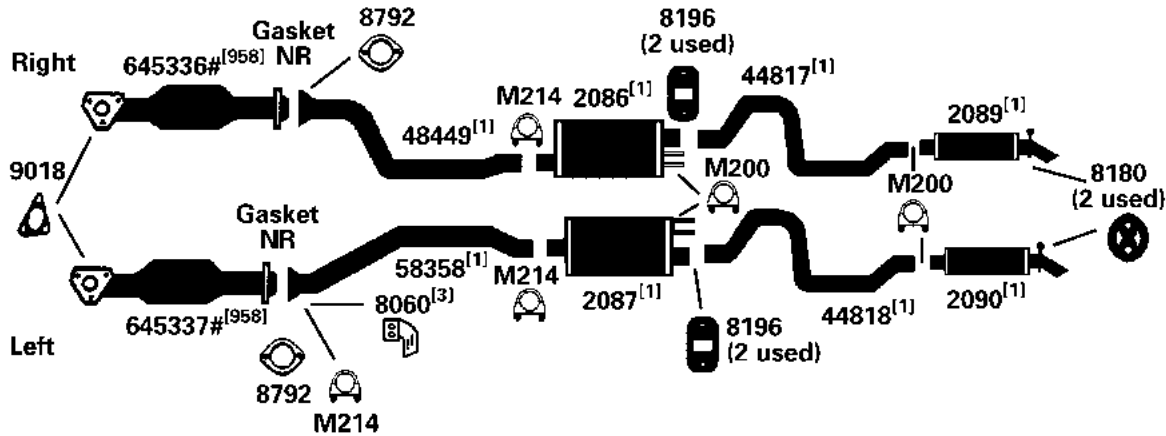
NA-Not Available. NR-Not Required. FL-Remove and Re-Use Old Flange. ● Golden Warehouse. O.E.-Original Equipment.
Airtube Kit [4948] may be required to complete installation. EFI-Electronic Fuel Injection.

[1] OE system was a welded assembly. It is recommended that all parts noted [1] should be replaced.

[958] Federal & California Emissions. Not For Sale or Use on vehicles licensed in the state of CA & NY (NY vehicles with CA Emissions). Check with your state authority for details.

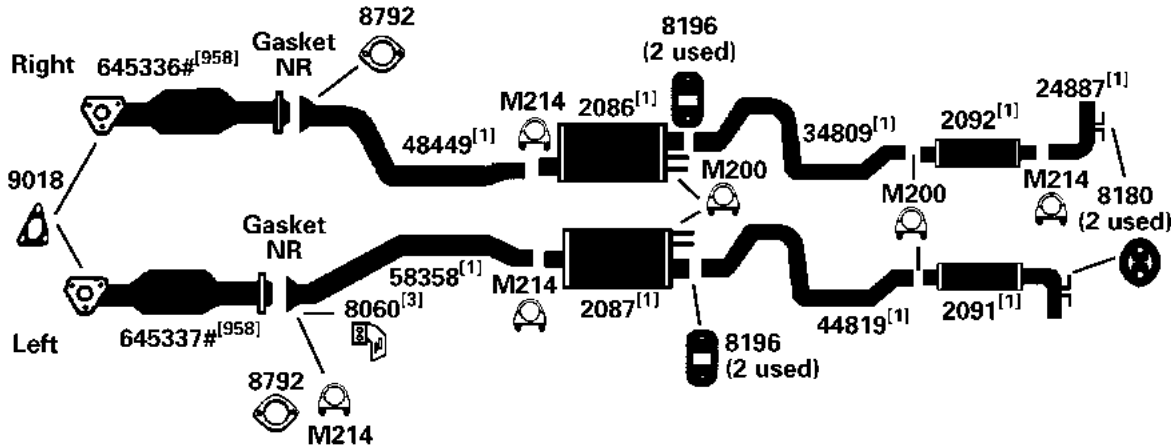
CHEVROLET CAPRICE, IMPALA

(1523) 95-96 8 Cyl. Caprice, 5.7L Engine; except Sta. Wagon; Dual Exhaust



DIRECT FIT MSL/MAXIMUM Muffler... Right Front Muffler- 700171, Left Front Muffler- 700172, Left Rear Muffler- 700232, Right Rear Muffler- 700231,
UNIVERSAL FIT MSL/MAXIMUM Muffler... Right Front Muffler- 6538, 6543, 6553, 6556, 709012, Left Front Muffler- 6538, 6543, 6553, 6556, 709012

(1522) 95-96 8 Cyl. Caprice Sta. Wagon, 5.7L Engine, Dual Exhaust



DIRECT FIT MSL/MAXIMUM Muffler... Right Front Muffler- 700171, Left Front Muffler- 700172, Left Rear Muffler- 700318, Right Rear Muffler- 700316,
UNIVERSAL FIT MSL/MAXIMUM Muffler... Right Front Muffler- 6538, 6543, 6553, 6556, 709012, Left Front Muffler- 6538, 6543, 6553, 6556, 709012

NA-Not Available. NR-Not Required. FL-Remove and Re-Use Old Flange. ● Golden Warehouse. O.E.-Original Equipment.

Airtube Kit [4948] may be required to complete installation. EFI-Electronic Fuel Injection.

[1] OE system was a welded assembly. It is recommended that all parts noted [1] should be replaced.

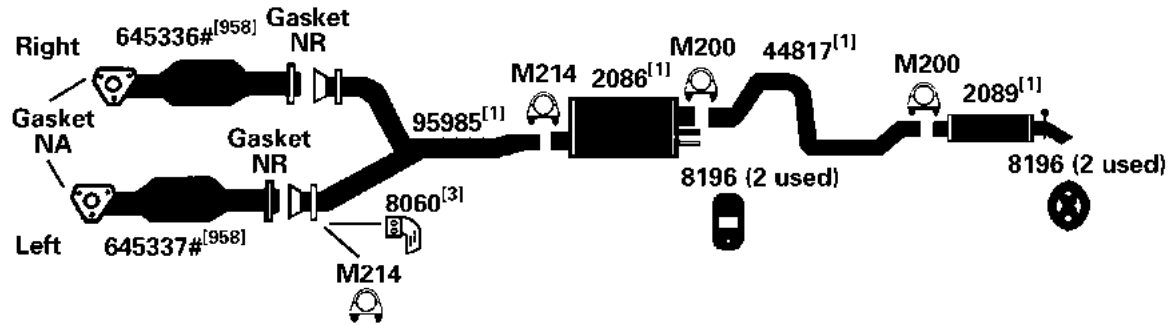
[3] Required for installation.

[958] Federal & California Emissions. Not For Sale or Use on vehicles licensed in the state of CA & NY (NY vehicles with CA Emissions). Check with your state authority for details.

CHEVROLET CAPRICE, IMPALA

95-96 8 Cyl. Caprice, 4.3L Engine

(1524)

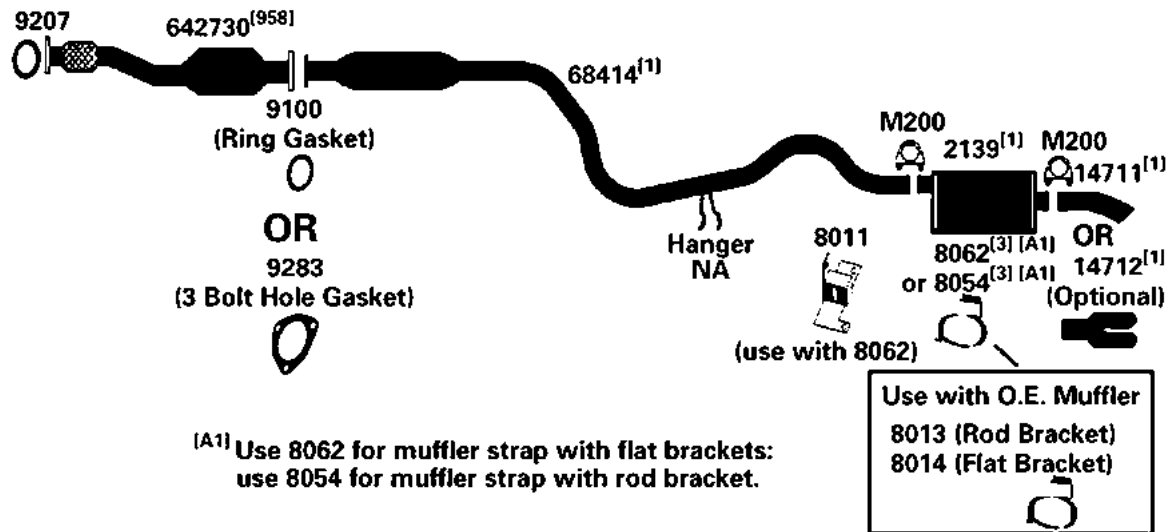


DIRECT FIT MSL/MAXIMUM Muffler... Front Muffler- 700171, Rear Muffler- 700231, UNIVERSAL FIT MSL/MAXIMUM Muffler... Front Muffler- 6538, 6543, 6553, 6556, 709012

CHEVROLET CAVALIER

03-05 4 Cyl. Cavalier, 2.2L Engine
2002 4 Cyl. Cavalier, 2.2L Engine, VIN "F"

(100486)



DIRECT FIT MSL/MAXIMUM Muffler... 700185

NA-Not Available. NR-Not Required. FL-Remove and Re-Use Old Flange. ● Golden Warehouse. O.E.-Original Equipment.

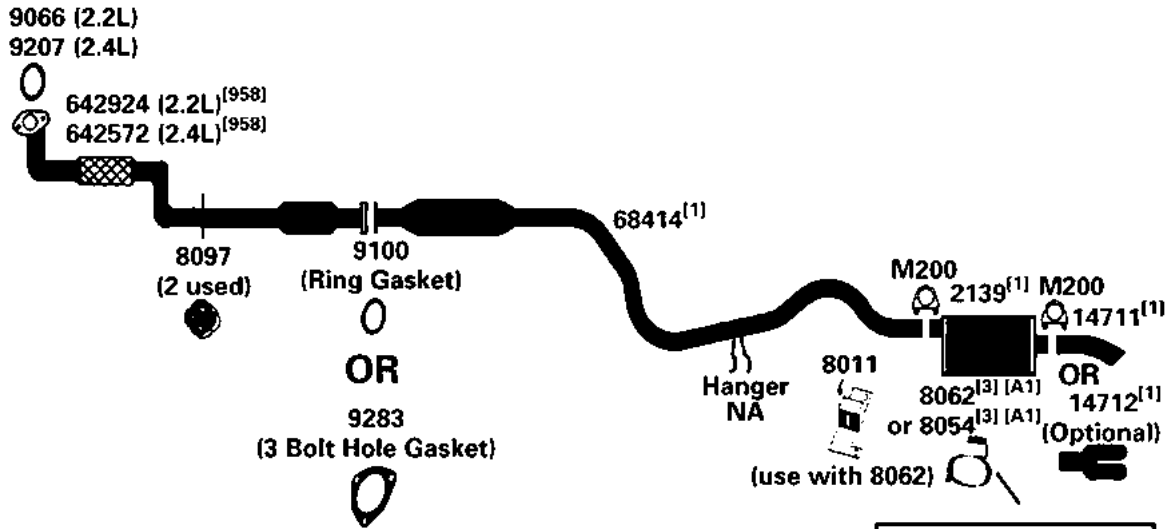
Airtube Kit [4948] may be required to complete installation. EFI-Electronic Fuel Injection.

- [1] OE system was a welded assembly. It is recommended that all parts noted [1] should be replaced.
[3] Required for installation.

[958] Federal & California Emissions. Not For Sale or Use on vehicles licensed in the state of CA & NY (NY vehicles with CA Emissions). Check with your state authority for details.

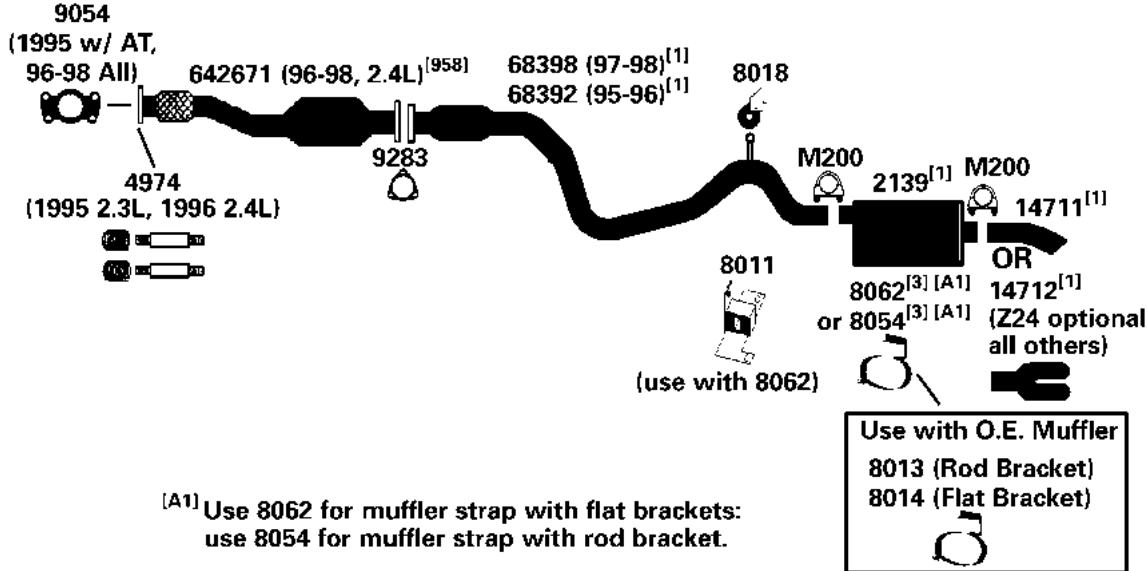
CHEVROLET CAVALIER

(100219)	99-02	4 Cyl.	Cavalier, 2.2L (VIN "4" Only)
	99-02	4 Cyl.	Cavalier, 2.4L



DIRECT FIT MSL/MAXIMUM Muffler... 700185

(1656)	96-98	4 Cyl.	Cavalier, 2.4L Engine, including Z24
	1995	4 Cyl.	Cavalier, 2.3L Engine, including Z24



DIRECT FIT MSL/MAXIMUM Muffler... 700185

NA-Not Available. NR-Not Required. FL-Remove and Re-Use Old Flange. ● Golden Warehouse. O.E.-Original Equipment.
Airtube Kit [4948] may be required to complete installation. EFI-Electronic Fuel Injection.

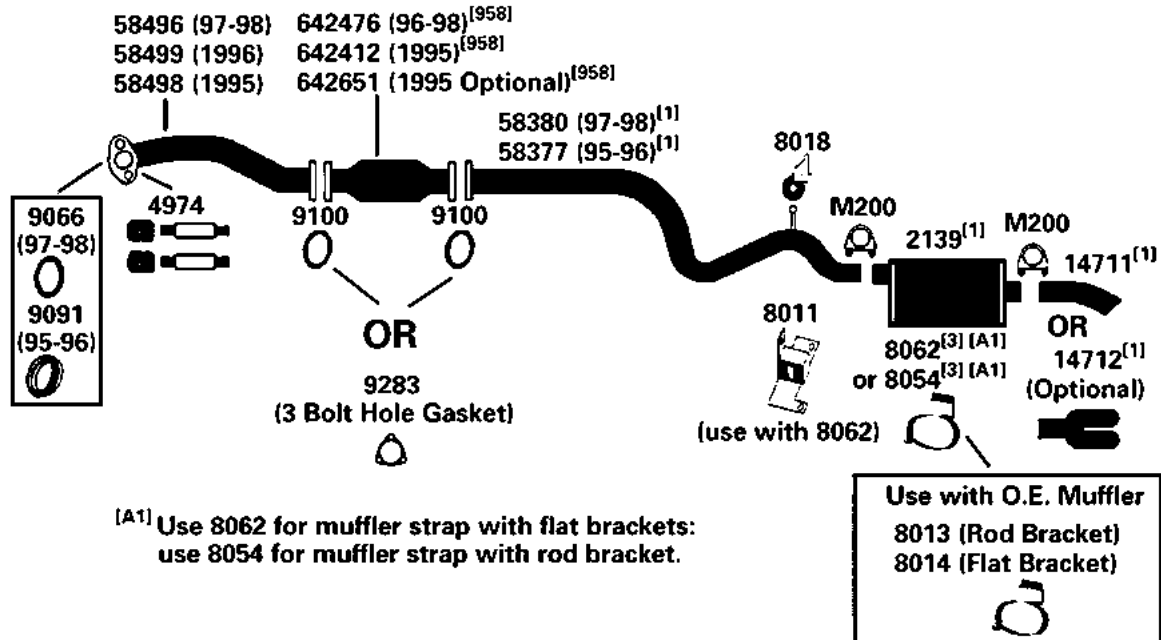
- [1] OE system was a welded assembly. It is recommended that all parts noted [1] should be replaced.
[3] Required for installation.

- [958] Federal & California Emissions. Not For Sale or Use on vehicles licensed in the state of CA & NY (NY vehicles with CA Emissions). Check with your state authority for details.

CHEVROLET CAVALIER

95-98 4 Cyl. Cavalier, 2.2L Engine

(1655)

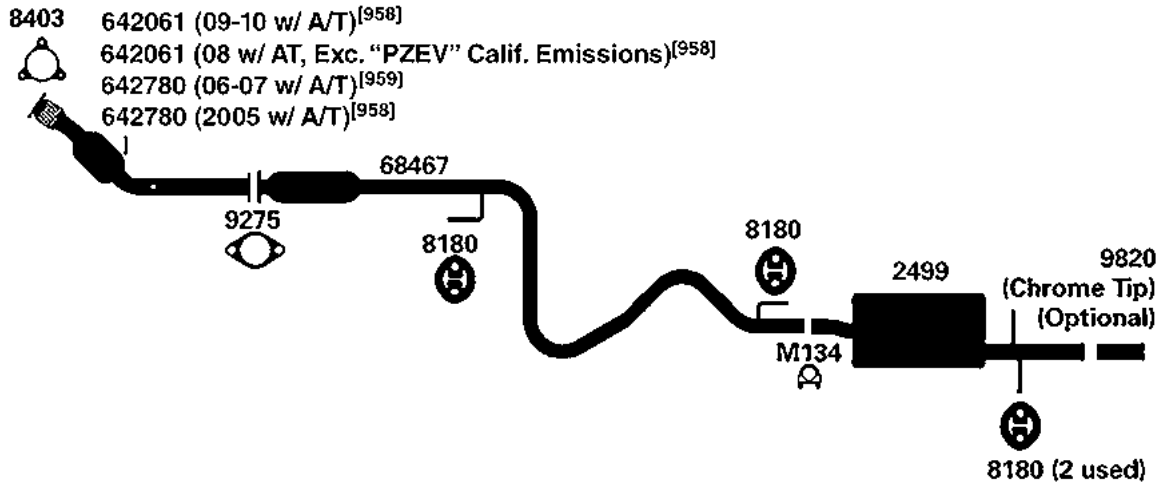


DIRECT FIT MSL/MAXIMUM Muffler... 700185

CHEVROLET COBALT

05-10 4 Cyl. Cobalt, 2.2L Engine

(100754)



DIRECT FIT MSL/MAXIMUM Muffler... 700465

NA-Not Available. NR-Not Required. FL-Remove and Re-Use Old Flange. ● Golden Warehouse. O.E.-Original Equipment.

Airtube Kit [4948] may be required to complete installation. EFI-Electronic Fuel Injection.

- [1] OE system was a welded assembly. It is recommended that all parts noted [1] should be replaced.

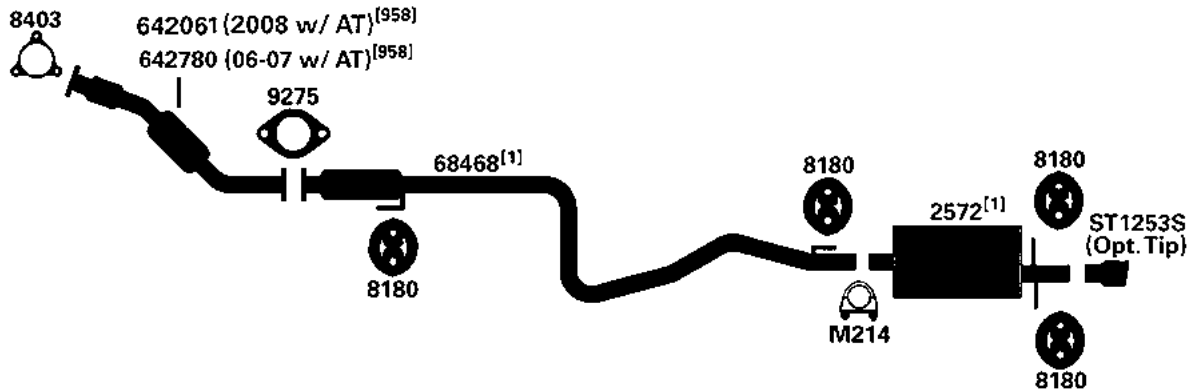
- [3] Required for installation.

- [958] Federal & California Emissions. Not For Sale or Use on vehicles licensed in the state of CA & NY (NY vehicles with CA Emissions). Check with your state authority for details.

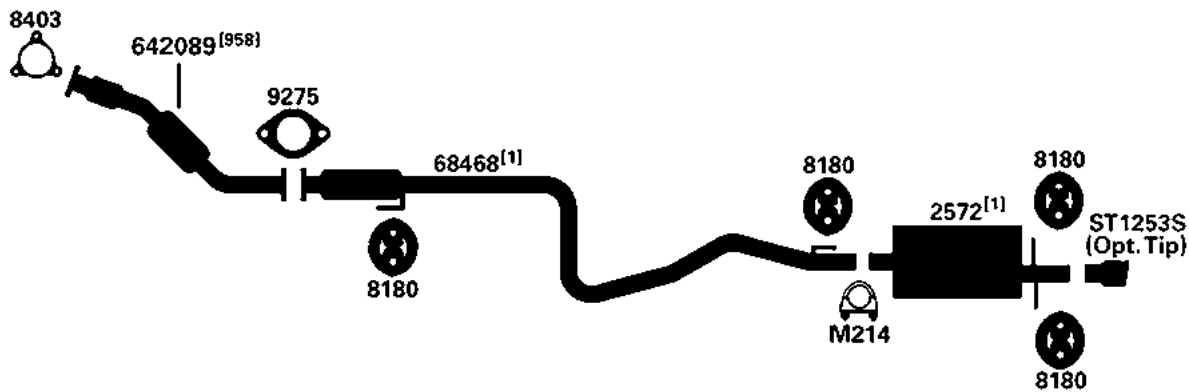
- [959] Federal Emissions. Not For Sale or Use on vehicles licensed in the state of CA. Check with your state authority.

CHEVROLET COBALT

(102099) 06-08 4 Cyl. Cobalt, 2.4L Engine

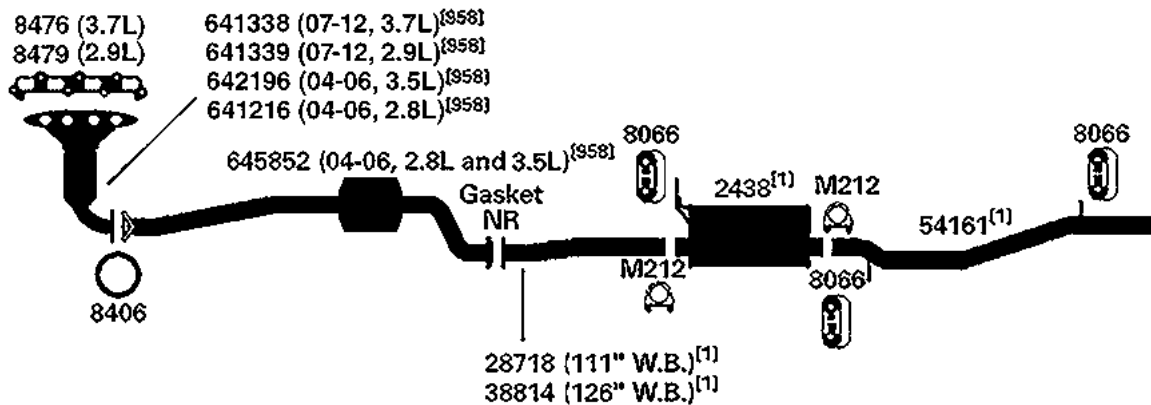


(102100) 05-07 4 Cyl. Cobalt SS, 2.0L Engine



CHEVROLET COLORADO / GMC CANYON

(100509) 04-12 4 Cyl. Colorado/Canyon; 2.8L, 2.9L Engine; 2 W.D. & 4 W.D.; All Wheelbases
04-12 5 Cyl. Colorado/Canyon; 3.5L, 3.7L Engine; 2 W.D. & 4 W.D.; All Wheelbases



DIRECT FIT MSL/MAXIMUM Muffler... 700420

NA-Not Available. NR-Not Required. FL-Remove and Re-Use Old Flange. ● Golden Warehouse. O.E.-Original Equipment.

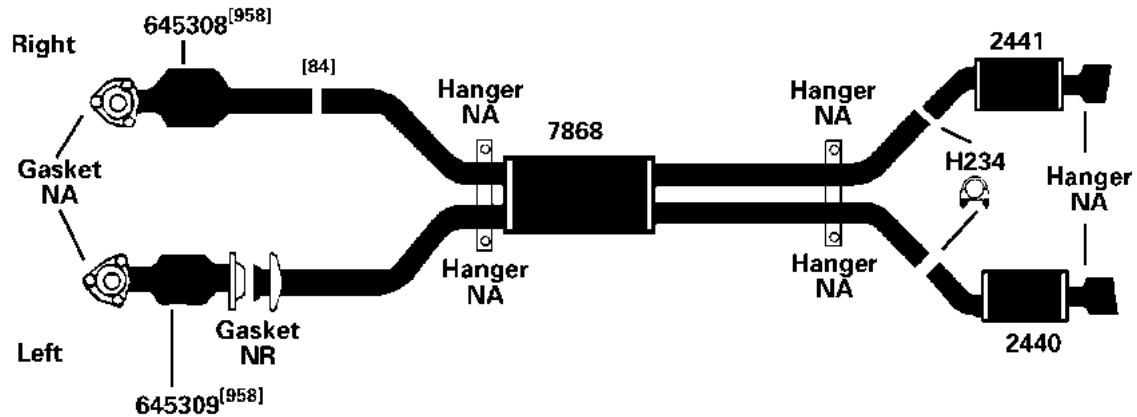
Airtube Kit [4948] may be required to complete installation. EFI-Electronic Fuel Injection.

[1] OE system was a welded assembly. It is recommended that all parts noted [1] should be replaced.

[958] Federal & California Emissions. Not For Sale or Use on vehicles licensed in the state of CA & NY (NY vehicles with CA Emissions). Check with your state authority for details.

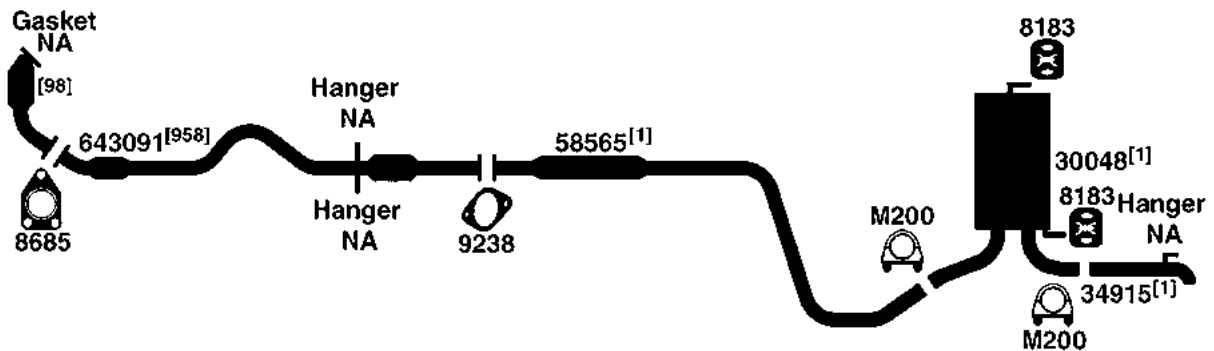
1995	8 Cyl.	Corvette, Dual Exhaust, 5.7L Engine, exc. ZR1
-------------	--------	---

(2107)



11-16 4 Cyl. Cruze, 1.4L Engine

(102696)



NA-Not Available. NR-Not Required. FL-Remove and Re-Use Old Flange. ● Golden Warehouse. O.E.-Original Equipment.

Airtube Kit [4948] may be required to complete installation. EFI-Electronic Fuel Injection.

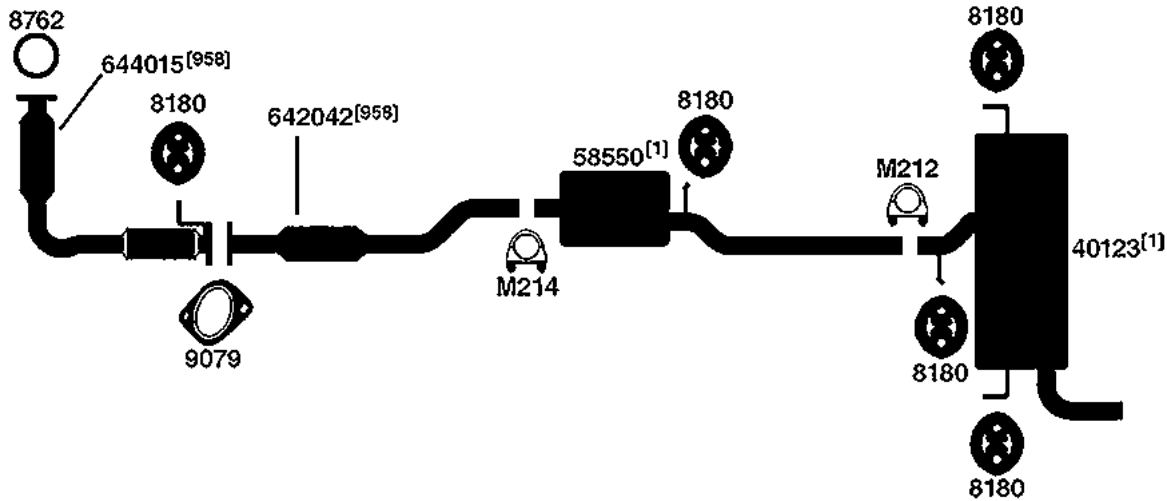
[1] OE system was a welded assembly. It is recommended that all parts noted [1] should be replaced.

[84] Remove and re-use original clamp.

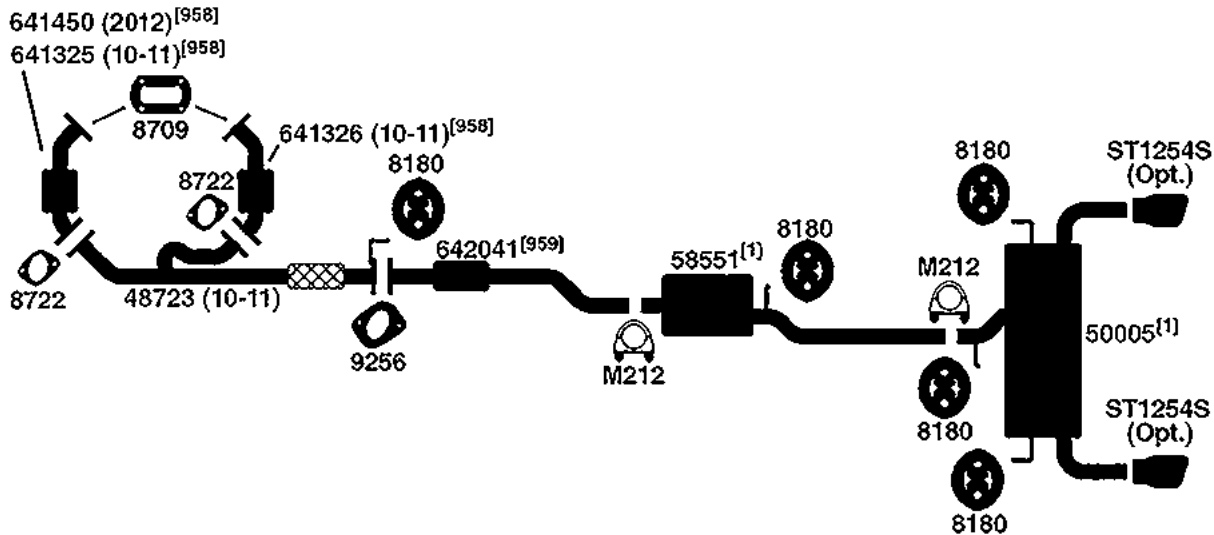
[98] Refer to current Catalytic Converter catalog or Website catalog for availability.
[958] Federal & California Emissions. Not For Sale or Use on vehicles licensed in the state of CA & NY (NY vehicles with CA Emissions). Check with your state authority for details.

CHEVROLET EQUINOX / GMC TERRAIN

(102691) 10-15 4 Cyl. Equinox, Terrain; 2.4L Engine



(102646) 10-12 6 Cyl. Equinox, Terrain; 3.0L Engine



NA-Not Available. NR-Not Required. FL-Remove and Re-Use Old Flange. ● Golden Warehouse. O.E.-Original Equipment.

Airtube Kit [4948] may be required to complete installation. EFI-Electronic Fuel Injection.

[1] OE system was a welded assembly. It is recommended that all parts noted [1] should be replaced.

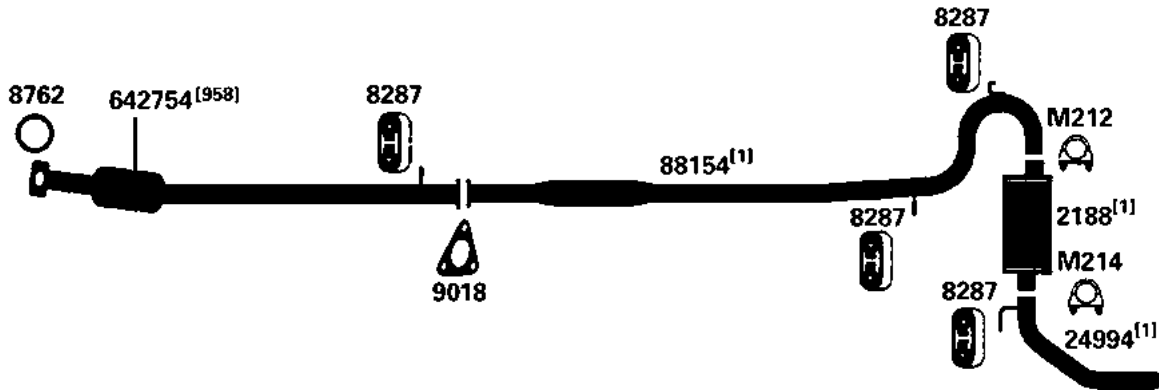
[958] Federal & California Emissions. Not For Sale or Use on vehicles licensed in the state of CA & NY (NY vehicles with CA Emissions). Check with your state authority for details.

[959] Federal Emissions. Not For Sale or Use on vehicles licensed in the state of CA. Check with your state authority.

CHEVROLET EQUINOX / GMC TERRAIN

05-09 6 Cyl. Equinox; 3.4L Engine; including All Wheel Drive

(100512)



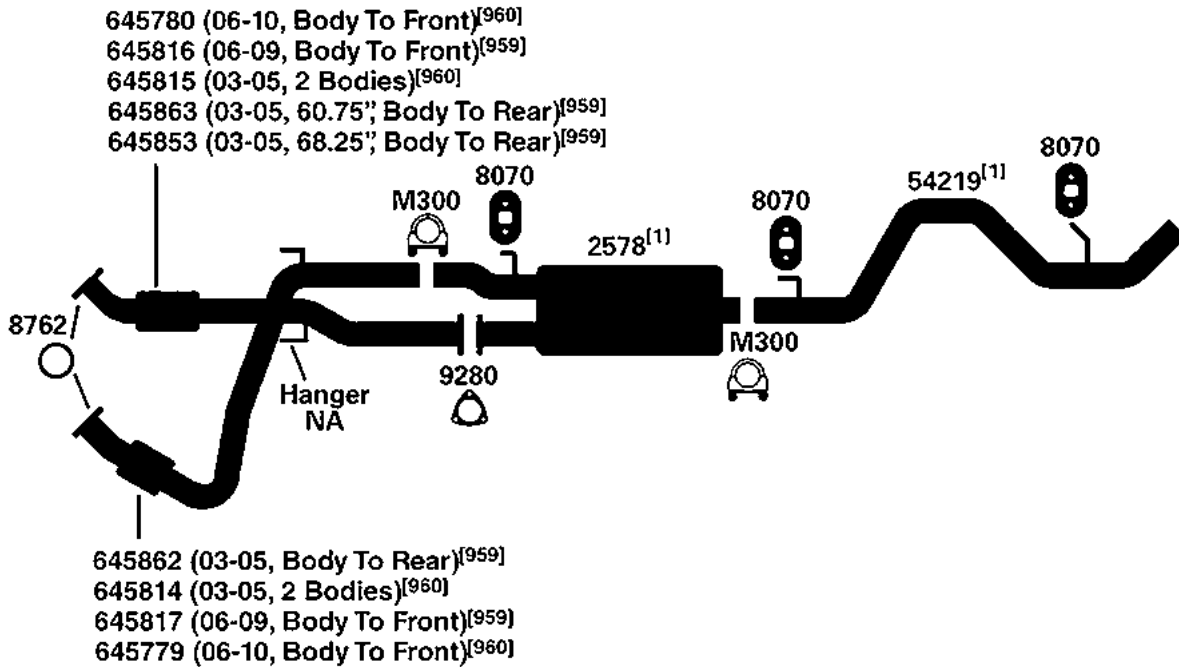
DIRECT FIT MSL/MAXIMUM Muffler... 700376

CHEVROLET / GMC (G SERIES VANS) - (EXPRESS / SAVANA)

03-09 8 Cyl. 2500 Express/Savana; 4.8L & 6.0L Engine; 135" W.B.

(102592)

03-09 8 Cyl. 3500 Express/Savana; 4.8L & 6.0L Engine; 135" W.B.



NA-Not Available. NR-Not Required. FL-Remove and Re-Use Old Flange. ● Golden Warehouse. O.E.-Original Equipment.

Airtube Kit [4948] may be required to complete installation. EFI-Electronic Fuel Injection.

[1] OE system was a welded assembly. It is recommended that all parts noted [1] should be replaced.

[958] Federal & California Emissions. Not For Sale or Use on vehicles licensed in the state of CA & NY (NY vehicles with CA Emissions). Check with your state authority for details.

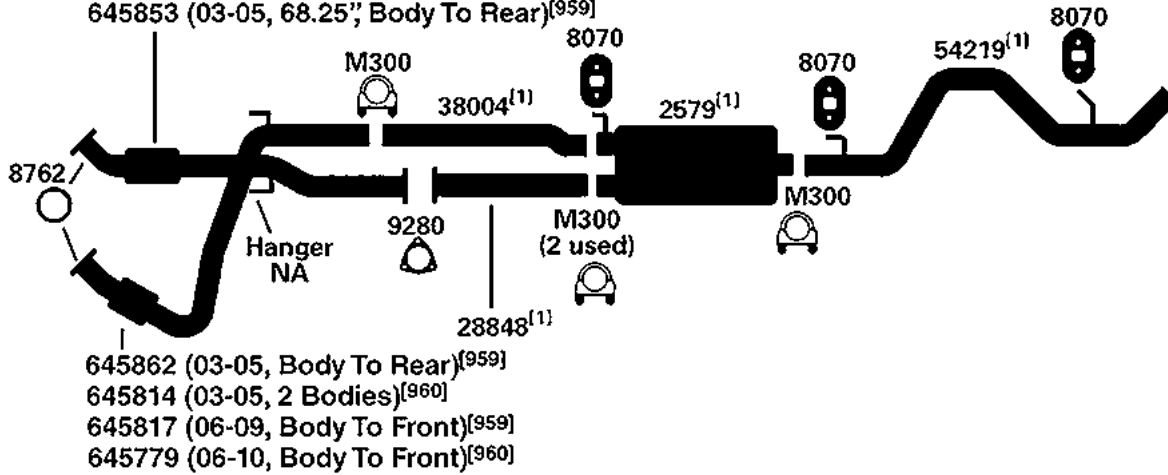
[959] Federal Emissions. Not For Sale or Use on vehicles licensed in the state of CA. Check with your state authority.

[960] California Emissions. Not For Sale or Use on vehicles licensed in the state of CA & NY. Check with your state authority.

CHEVROLET / GMC (G SERIES VANS) - (EXPRESS / SAVANA)

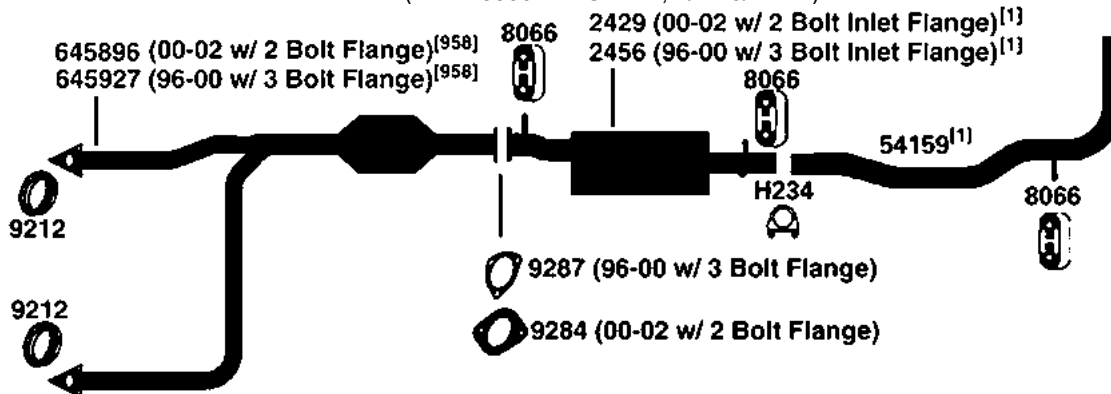
(102593) 03-09 8 Cyl. 2500 Express/Savana; 4.8L & 6.0L Engine; 155" W.B.
 03-09 8 Cyl. 3500 Express/Savana; 4.8L & 6.0L Engine; 155" W.B.

645780 (06-10, Body To Front)^[960]
 645816 (06-09, Body To Front)^[959]
 645815 (03-05, 2 Bodies)^[960]
 645863 (03-05, 60.75" Body To Rear)^[959]
 645853 (03-05, 68.25" Body To Rear)^[959]



645862 (03-05, Body To Rear)^[959]
 645814 (03-05, 2 Bodies)^[960]
 645817 (06-09, Body To Front)^[959]
 645779 (06-10, Body To Front)^[960]

(100473) 96-02 6 Cyl. G10/G1500, G20/G2500, Express/Savana; 135.5" W.B.; 262 Engine (4.3L), (under 8500 lbs. G.V.W., 1/2 - 3/4 Ton)



DIRECT FIT MSL/MAXIMUM Muffler... 700438 (00-02 w/2 Bolt Flange), 700441 (w/3 Bolt Inlet Flange)

NA-Not Available. NR-Not Required. FL-Remove and Re-Use Old Flange. ● Golden Warehouse. O.E.-Original Equipment.
 # Airtube Kit [4948] may be required to complete installation. EFI-Electronic Fuel Injection.

[1] OE system was a welded assembly. It is recommended that all parts noted [1] should be replaced.

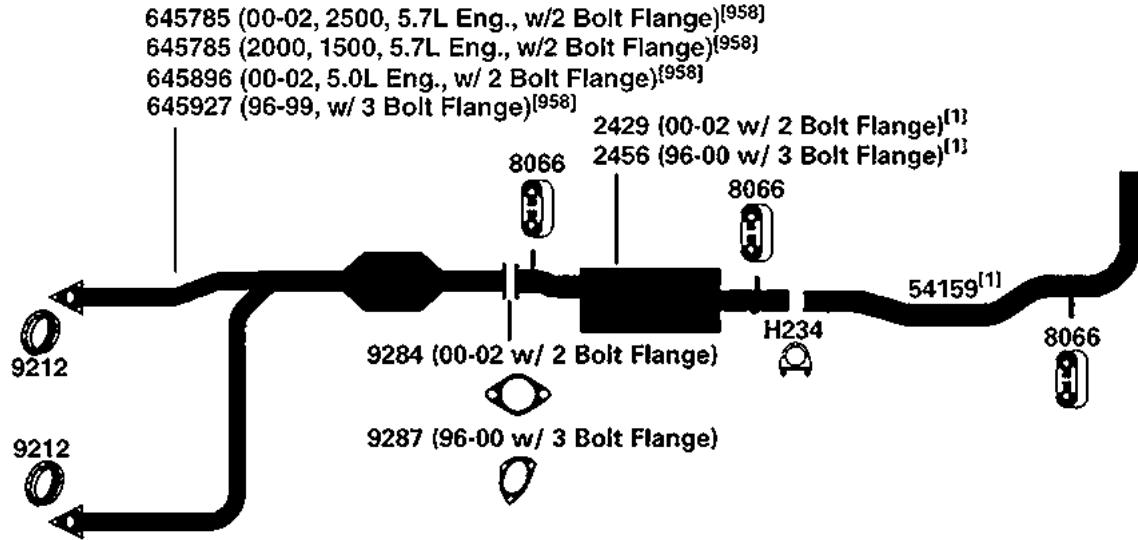
[958] Federal & California Emissions. Not For Sale or Use on vehicles licensed in the state of CA & NY (NY vehicles with CA Emissions). Check with your state authority for details.

[959] Federal Emissions. Not For Sale or Use on vehicles licensed in the state of CA. Check with your state authority.

[960] California Emissions. Not For Sale or Use on vehicles licensed in the state of CA & NY. Check with your state authority.

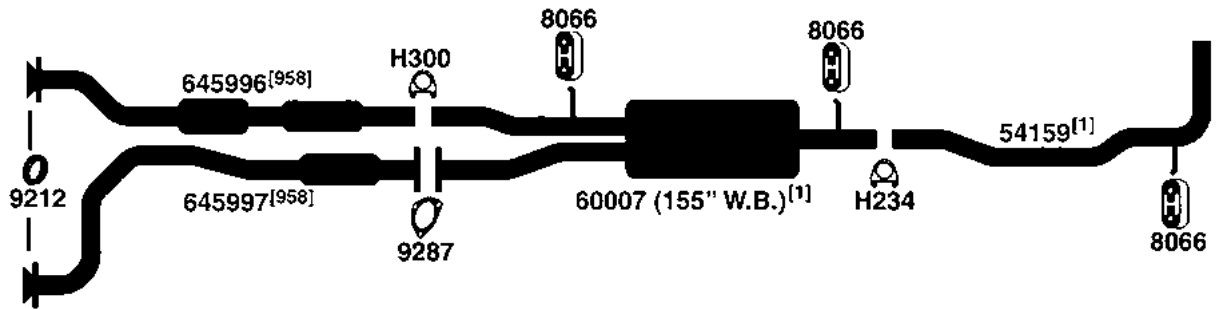
CHEVROLET / GMC (G SERIES VANS) - (EXPRESS / SAVANA)

00-02	8 Cyl.	G10/G1500, G20/G2500, Express/Savana; 135.5" W.B.; 350 Engine (5.7L), (under 8500 lbs. G.V.W., 1/2 - 3/4 Ton)	(100470)
96-02	8 Cyl.	G10/G1500, G20/G2500, Express/Savana; 135.5" W.B.; 305 Engine (5.0L), (under 8500 lbs. G.V.W., 1/2 - 3/4 Ton)	



DIRECT FIT MSL/MAXIMUM Muffler... 700438 (00-02 w/2 Bolt Flange), 700441 (96-00 w/3 Bolt Flange)

96-00	8 Cyl.	2500 Express/Savana; 5.7L Engine; (Over 8500 G.V.W.)	(102670)
96-00	8 Cyl.	3500 Express/Savana; 5.7L Engine	



NA-Not Available. NR-Not Required. FL-Remove and Re-Use Old Flange. ● Golden Warehouse. O.E.-Original Equipment.

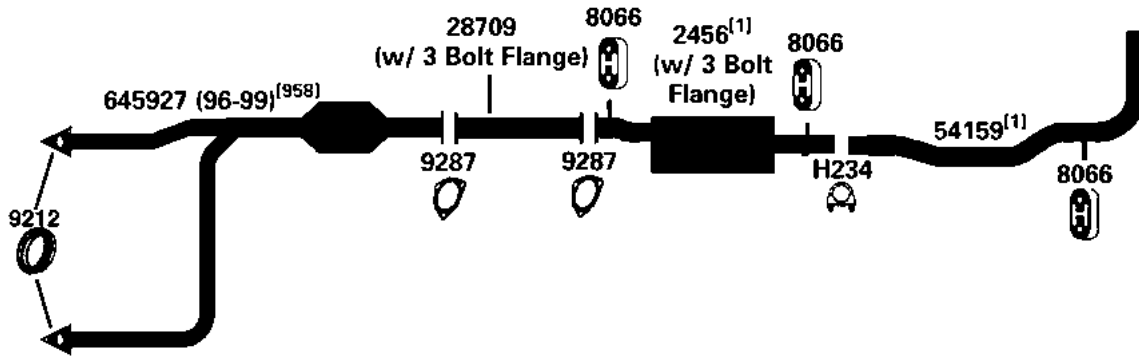
Airtube Kit [4948] may be required to complete installation. EFI-Electronic Fuel Injection.

[1] OE system was a welded assembly. It is recommended that all parts noted [1] should be replaced.

[958] Federal & California Emissions. Not For Sale or Use on vehicles licensed in the state of CA & NY (NY vehicles with CA Emissions). Check with your state authority for details.

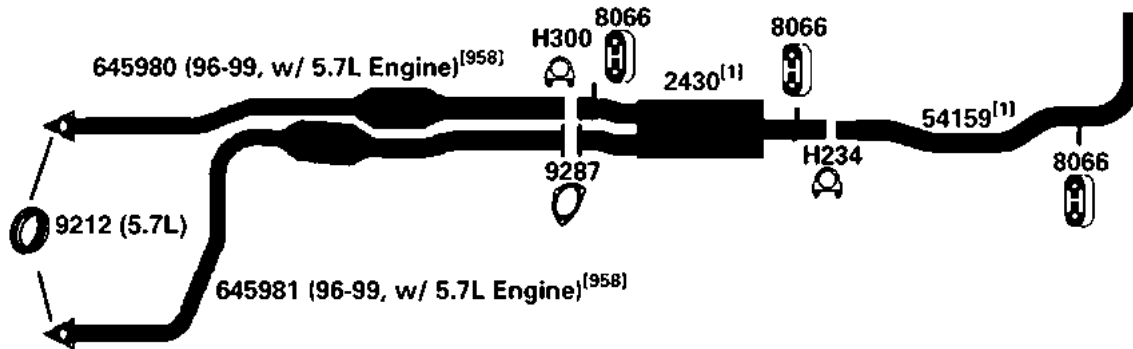
CHEVROLET / GMC (G SERIES VANS) - (EXPRESS / SAVANA)

(100474) **96-00** 6 Cyl. G20/G2500, Express/Savana; 155.5" W.B.; 262 Engine (4.3L), (under 8500 lbs. G.V.W., 3/4 Ton)



DIRECT FIT MSL/MAXIMUM Muffler... 700441 (w/3 Bolt Inlet Flange)

(100472) **96-00** 8 Cyl. G30/G3500, Express/Savana; 135.5" W.B.; 454 Engine (7.4L), (under 8500 lbs. G.V.W., 1 Ton)
96-99 8 Cyl. G10/G1500, G20/G2500, Express/Savana; 135.5" W.B.; 350 Engine (5.7L), (under 8500 lbs. G.V.W., 1/2 - 3/4 Ton)



DIRECT FIT MSL/MAXIMUM Muffler... 700439

NA-Not Available. NR-Not Required. FL-Remove and Re-Use Old Flange. ● Golden Warehouse. O.E.-Original Equipment.

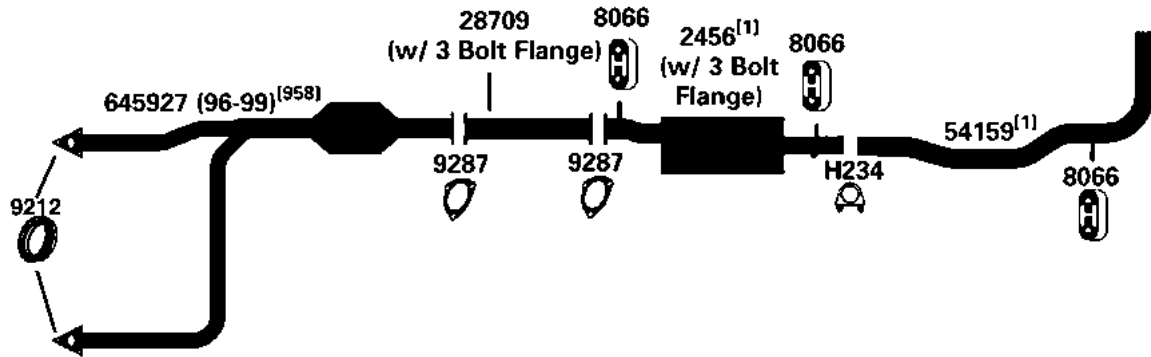
Airtube Kit [4948] may be required to complete installation. EFI-Electronic Fuel Injection.

[1] OE system was a welded assembly. It is recommended that all parts noted [1] should be replaced.

[958] Federal & California Emissions. Not For Sale or Use on vehicles licensed in the state of CA & NY (NY vehicles with CA Emissions). Check with your state authority for details.

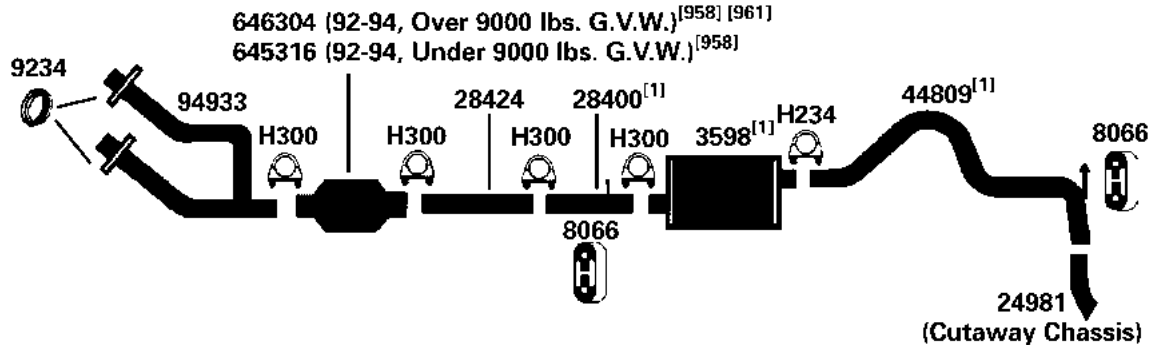
CHEVROLET / GMC (G SERIES VANS) - (EXPRESS / SAVANA)

96-00 8 Cyl. G20/G2500, Express/Savana; 155.5" W.B.; 305 Engine (5.0L), (under 8500 lbs. G.V.W., 3/4 Ton) **(100471)**



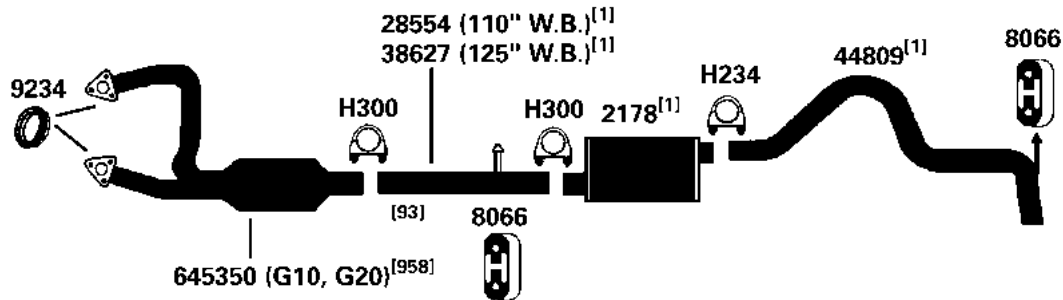
DIRECT FIT MSL/MAXIMUM Muffler... 700441 (w/3 Bolt Flange)

95-96 8 Cyl. G30/G3500; 146" W.B.; 350K Engine (5.7L); 1 Ton **(21857)**



DIRECT FIT MSL/MAXIMUM Muffler... 700146, Silentone DIY Muffler... 5571 and 8962 Connector

1995 6 Cyl. G10, G20; 110", 125" W.B.; 4.3L Engine; 1/2 - 3/4 Ton **(20518)**
1995 6 Cyl. G30; 125" W.B., 4.3L Engine; under 8600 lbs. G.V.W., 1 Ton



DIRECT FIT MSL/MAXIMUM Muffler... 700184, Silentone DIY Muffler... 5571 and 8961 Connector

NA-Not Available. NR-Not Required. FL-Remove and Re-Use Old Flange. ● Golden Warehouse. O.E.-Original Equipment.

Airtube Kit [4948] may be required to complete installation. EFI-Electronic Fuel Injection.

[1] OE system was a welded assembly. It is recommended that all parts noted [1] should be replaced.

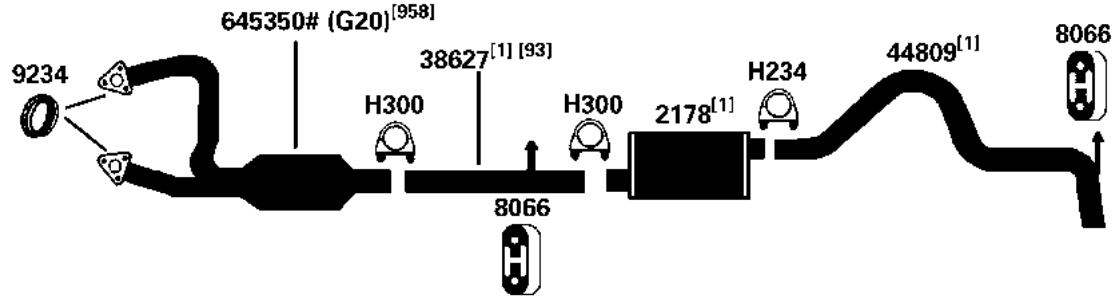
[93] Locating clip must be knocked off OEM converter for proper installation.

[958] Federal & California Emissions. Not For Sale or Use on vehicles licensed in the state of CA & NY (NY vehicles with CA Emissions). Check with your state authority for details.

[961] To 12,000 lbs. GVW.

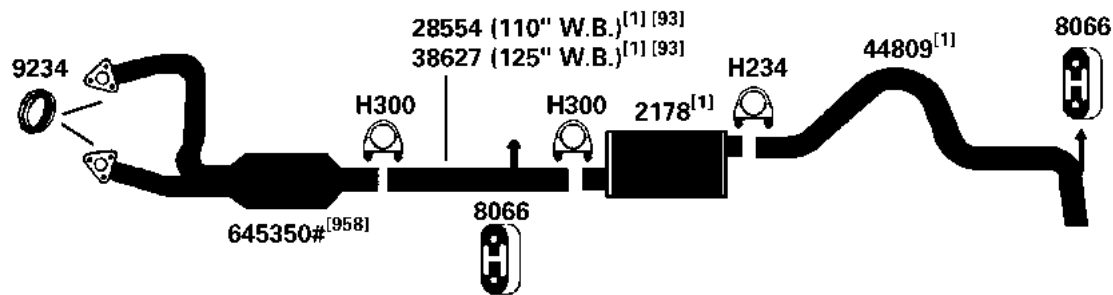
CHEVROLET / GMC (G SERIES VANS) - (EXPRESS / SAVANA)

(21859) 1995 8 Cyl. G20, 125" W.B., 5.7L Engine; 3/4 Ton
 1995 8 Cyl. G30, 125" W.B., 5.7L Engine, (under 8600 lbs. G.V.W., 1 Ton)



DIRECT FIT MSL/MAXIMUM Muffler... 700184, Silentone DIY Muffler... 5571 and 8961 Connector

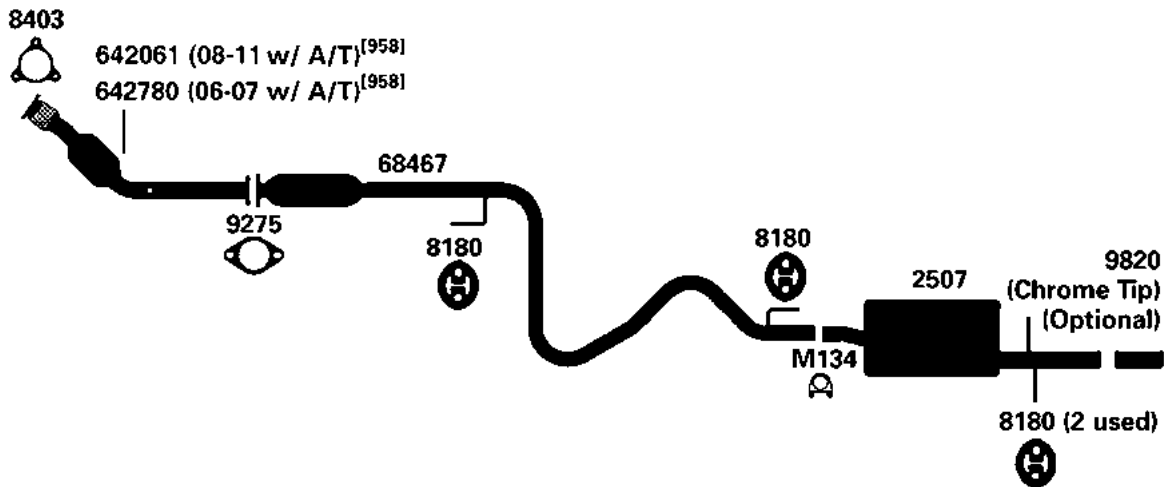
(21860) 1995 8 Cyl. G10, G20, 110", 125" W.B., 5.0L Engine, 1/2 - 3/4 Ton



DIRECT FIT MSL/MAXIMUM Muffler... 700184, Silentone DIY Muffler... 5571 and 8961 Connector

CHEVROLET HHR

(101850) 06-11 4 Cyl. HHR, 2.2L Engine



DIRECT FIT MSL/MAXIMUM Muffler... 700487

NA-Not Available. NR-Not Required. FL-Remove and Re-Use Old Flange. ● Golden Warehouse. O.E.-Original Equipment.
 # Airtube Kit [4948] may be required to complete installation. EFI-Electronic Fuel Injection.

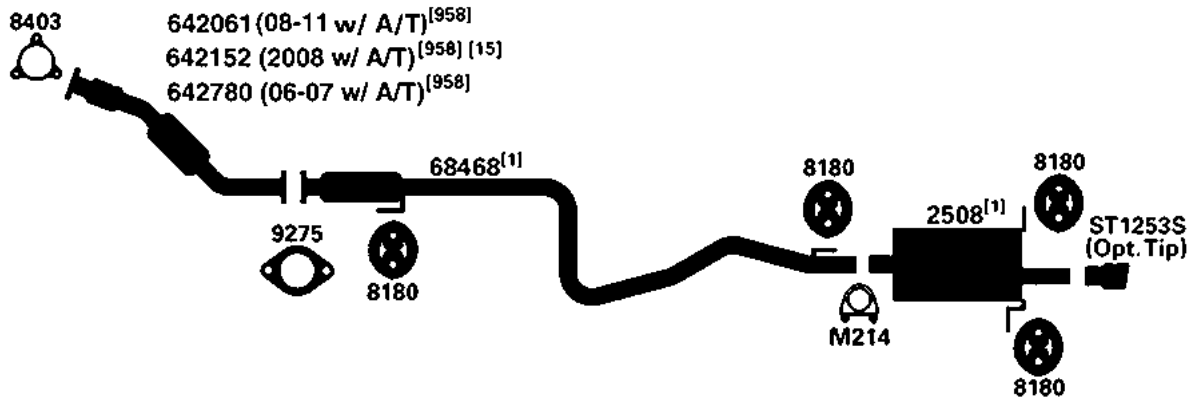
[1] OE system was a welded assembly. It is recommended that all parts noted [1] should be replaced.

[93] Locating clip must be knocked off OEM converter for proper installation.

[98] Refer to current Catalytic Converter catalog or Website catalog for availability.
 [958] Federal & California Emissions. Not For Sale or Use on vehicles licensed in the state of CA & NY (NY vehicles with CA Emissions). Check with your state authority for details.

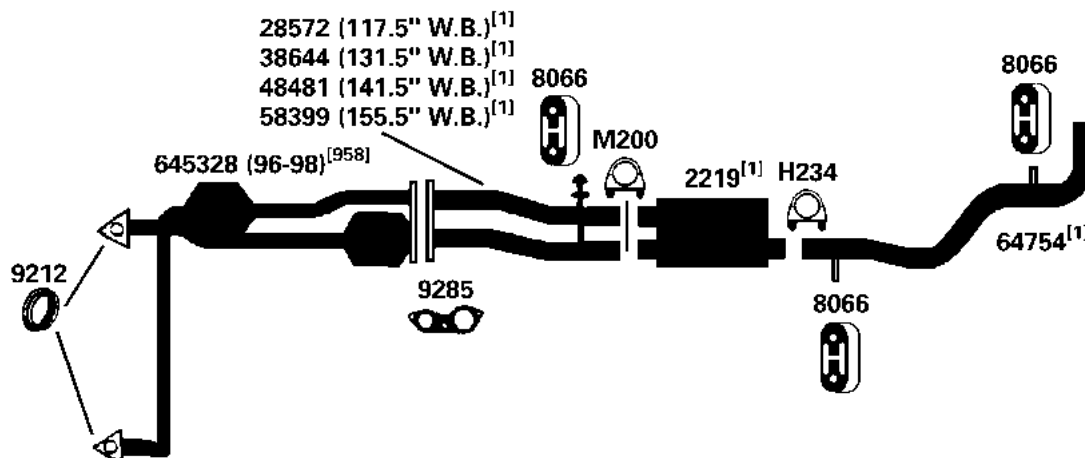
06-11 4 Cyl. HHR, 2.4L Engine

(102102)



CHEVROLET K10/1500, V10/1500 SERIES 4WD PICKUP

96-99 8 Cyl. K1500; 4 W.D., 350 Engine (5.7L), 117.5" W.B. Std. Cab/Short Bed, 131.5"W.B. Std. Cab/Long Bed, 141.5" Ext. Cab/Short Bed. 155.5" W.B. 1999 Old Body Style with Dual Inlet Muffler **(22043)**



DIRECT FIT MSL/MAXIMUM Muffler... 700258

NA-Not Available. NR-Not Required. FL-Remove and Re-Use Old Flange. ● Golden Warehouse. O.E.-Original Equipment.
Airtube Kit [4948] may be required to complete installation. EFI-Electronic Fuel Injection.

[1] OE system was a welded assembly. It is recommended that all parts noted [1] should be replaced.

[15] Discontinued, use until inventory is depleted.

[958] Federal & California Emissions. Not For Sale or Use on vehicles licensed in the state of CA & NY (NY vehicles with CA Emissions). Check with your state authority for details.

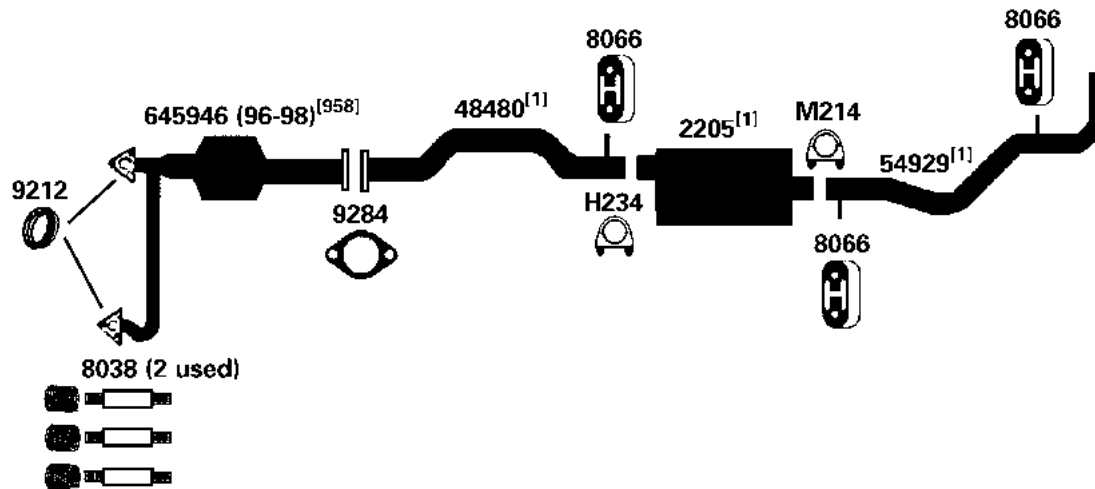
CHEVROLET K10/1500, V10/1500 SERIES 4WD PICKUP

(100272)

96-99

8 Cyl.

K1500, 5.0L Engine; 4 W.D., 141.5" W.B. Ext. Cab/Short Bed



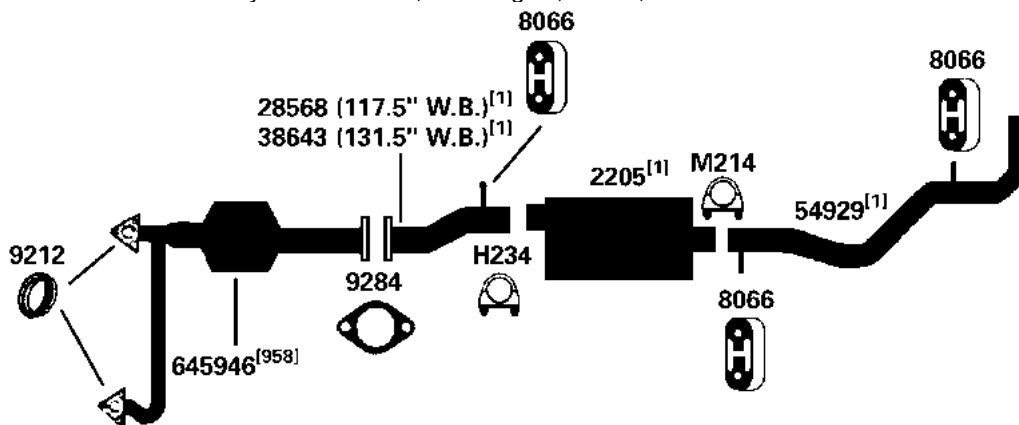
DIRECT FIT MSL/MAXIMUM Muffler... 700305

(20715)

96-98

6 Cyl.

K1500, 4.3L Engine; 117.5", 131.5" W.B.



DIRECT FIT MSL/MAXIMUM Muffler... 700305

NA-Not Available. NR-Not Required. FL-Remove and Re-Use Old Flange. ● Golden Warehouse. O.E.-Original Equipment.

Airtube Kit [4948] may be required to complete installation. EFI-Electronic Fuel Injection.

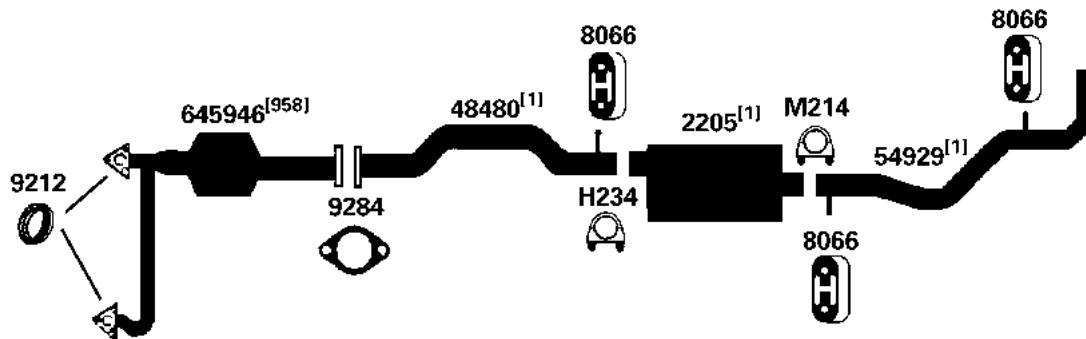
[1] OE system was a welded assembly. It is recommended that all parts noted [1] should be replaced.

[958] Federal & California Emissions. Not For Sale or Use on vehicles licensed in the state of CA & NY (NY vehicles with CA Emissions). Check with your state authority for details.

CHEVROLET K10/1500, V10/1500 SERIES 4WD PICKUP

96-98 6 Cyl. K1500, 4.3L Engine; 141.5" W.B.

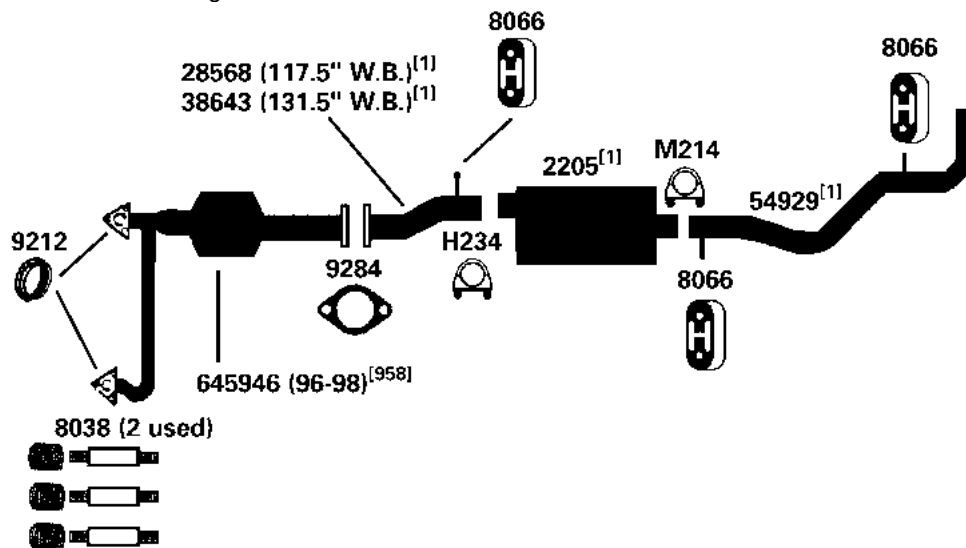
(22044)



DIRECT FIT MSL/MAXIMUM Muffler... 700305

96-98 8 Cyl. K1500, 5.0L Engine; 4 W.D., 117.5" W.B. Std. Cab/Short Bed, 131.5" Std. Cab/Long Bed

(100271)



DIRECT FIT MSL/MAXIMUM Muffler... 700305

NA-Not Available. NR-Not Required. FL-Remove and Re-Use Old Flange. ● Golden Warehouse. O.E.-Original Equipment.

Airtube Kit [4948] may be required to complete installation. EFI-Electronic Fuel Injection.

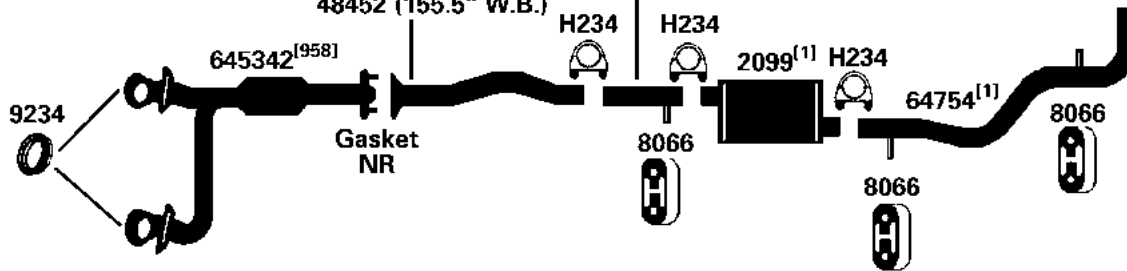
[1] OE system was a welded assembly. It is recommended that all parts noted [1] should be replaced.

[958] Federal & California Emissions. Not For Sale or Use on vehicles licensed in the state of CA & NY (NY vehicles with CA Emissions). Check with your state authority for details.

CHEVROLET K10/1500, V10/1500 SERIES 4WD PICKUP

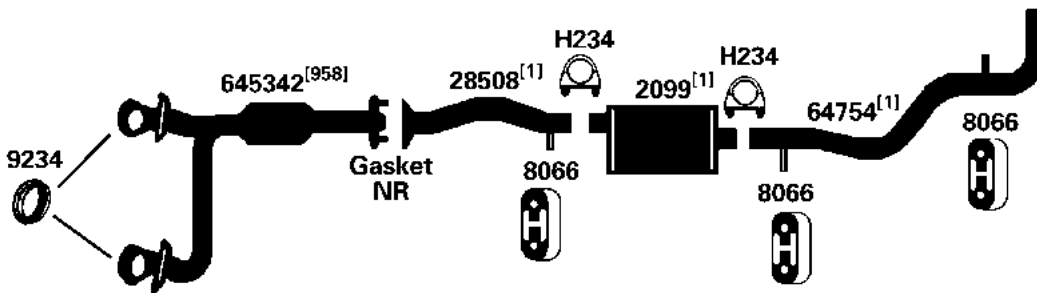
(20713) 1995 6 Cyl. K1500; 131.5", 141.5", 155.5" W.B.; 262 (4.3L) Engine; 4 W.D.; 1/2 Ton

38567 (131.5" W.B.) 18098 (141.5" W.B.)^[1]
 48451 (141.5" W.B.) 28509 (131.5", 155.5" W.B.)^[1]
 48452 (155.5" W.B.)



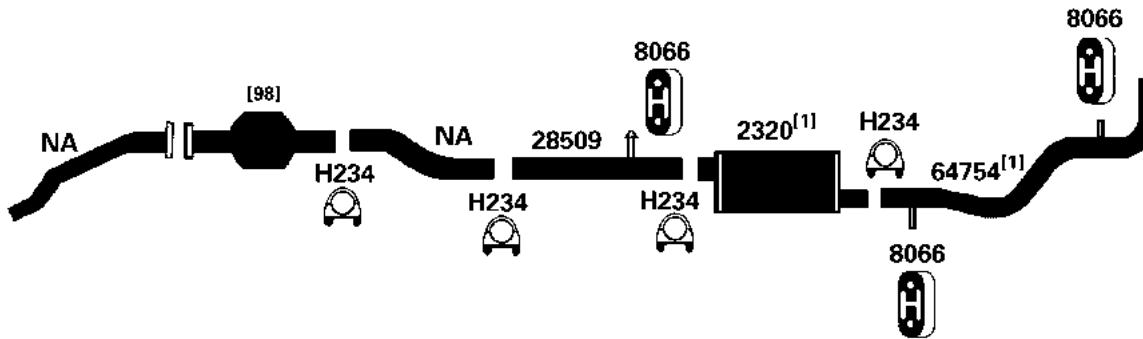
DIRECT FIT MSL/MAXIMUM Muffler... 700158, Silentone DIY Muffler... 5570

(20714) 1995 6 Cyl. K1500, 117.5" W.B.; 262 (4.3L) Engine; 4 W.D.; 1/2 Ton



DIRECT FIT MSL/MAXIMUM Muffler... 700158, Silentone DIY Muffler... 5570

(100531) 1995 8 Cyl. K1500; 155.5" W.B.; 395F Turbo Diesel Engine (6.5L); 4 W.D.; 1/2 Ton



DIRECT FIT MSL/MAXIMUM Muffler... 700336, Silentone DIY Muffler... 5571 and 8963 Connector

NA-Not Available. NR-Not Required. FL-Remove and Re-Use Old Flange. ● Golden Warehouse. O.E.-Original Equipment.

Airtube Kit [4948] may be required to complete installation. EFI-Electronic Fuel Injection.

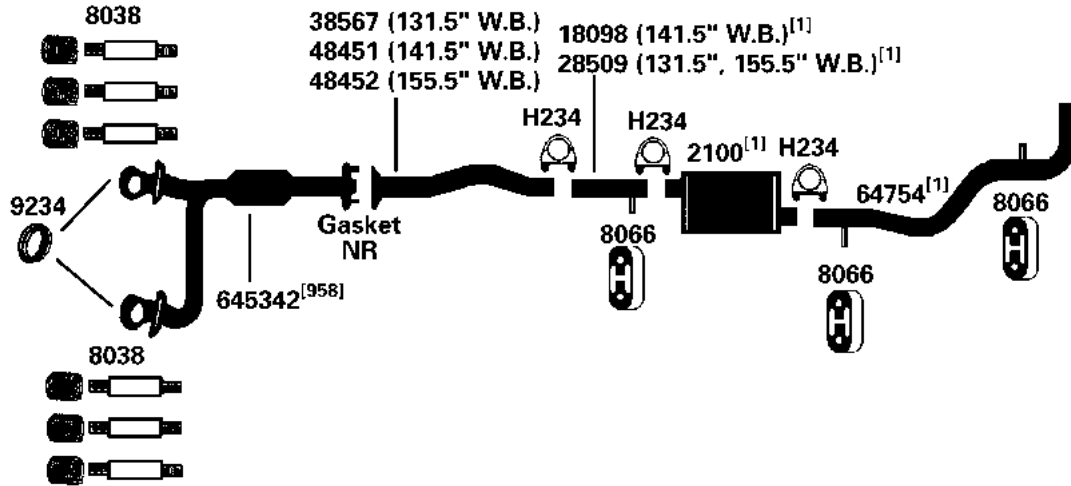
[1] OE system was a welded assembly. It is recommended that all parts noted [1] should be replaced.

[98] Refer to current Catalytic Converter catalog or Website catalog for availability.

[958] Federal & California Emissions. Not For Sale or Use on vehicles licensed in the state of CA & NY (NY vehicles with CA Emissions). Check with your state authority for details.

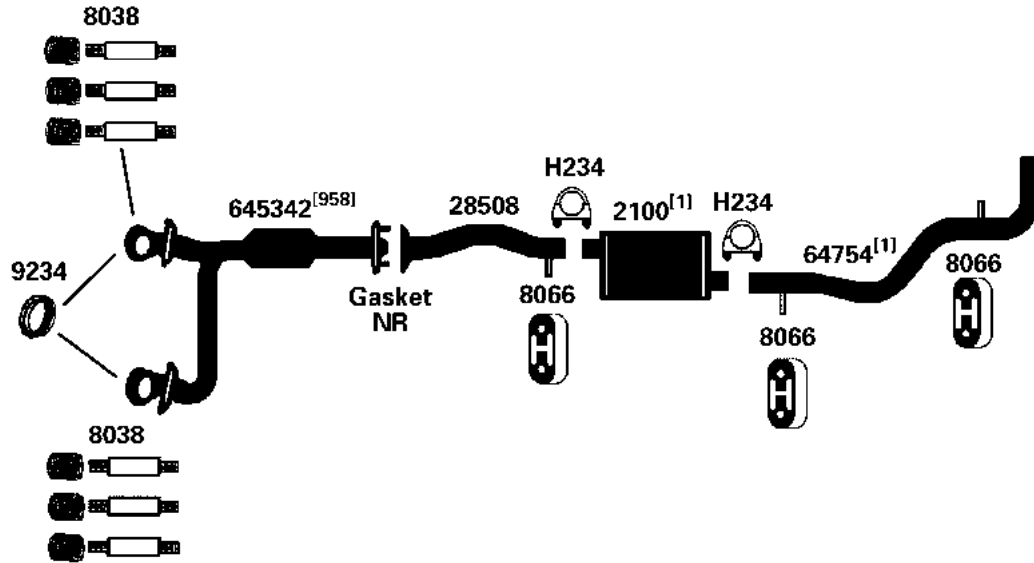
CHEVROLET K10/1500, V10/1500 SERIES 4WD PICKUP

1995 8 Cyl. K1500; 131.5", 141.5", 155.5" W.B.; 305H (5.0L), 350K (5.7L) Engine; 4 W.D.; **(22039)**
1/2 Ton



DIRECT FIT MSL/MAXIMUM Muffler... 700142, Silentone DIY Muffler... 5571 and 8961 Connector

1995 8 Cyl. K1500; 117.5" W.B.; 305H, 350K Engine (5.0L, 5.7L); 4 W.D.; 1/2 Ton **(22040)**



DIRECT FIT MSL/MAXIMUM Muffler... 700142, Silentone DIY Muffler... 5571 and 8961 Connector

NA-Not Available. NR-Not Required. FL-Remove and Re-Use Old Flange. ● Golden Warehouse. O.E.-Original Equipment.

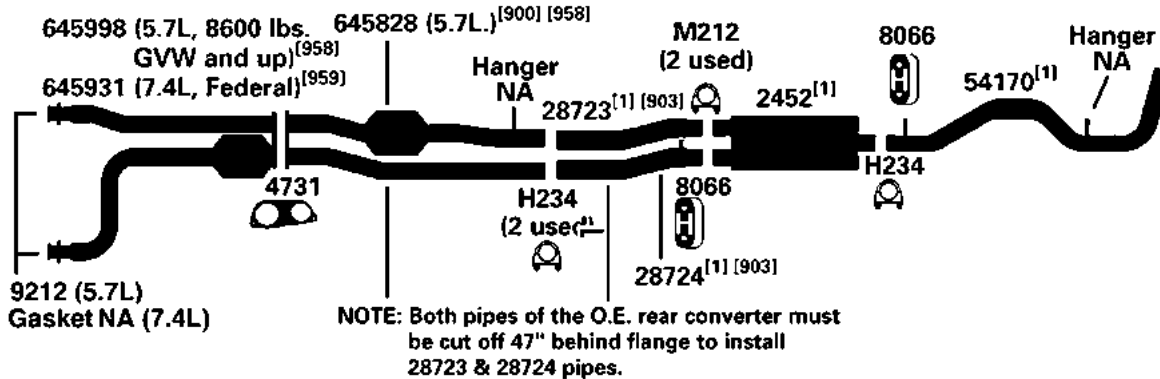
Airtube Kit [4948] may be required to complete installation. EFI-Electronic Fuel Injection.

[1] OE system was a welded assembly. It is recommended that all parts noted [1] should be replaced.

[958] Federal & California Emissions. Not For Sale or Use on vehicles licensed in the state of CA & NY (NY vehicles with CA Emissions). Check with your state authority for details.

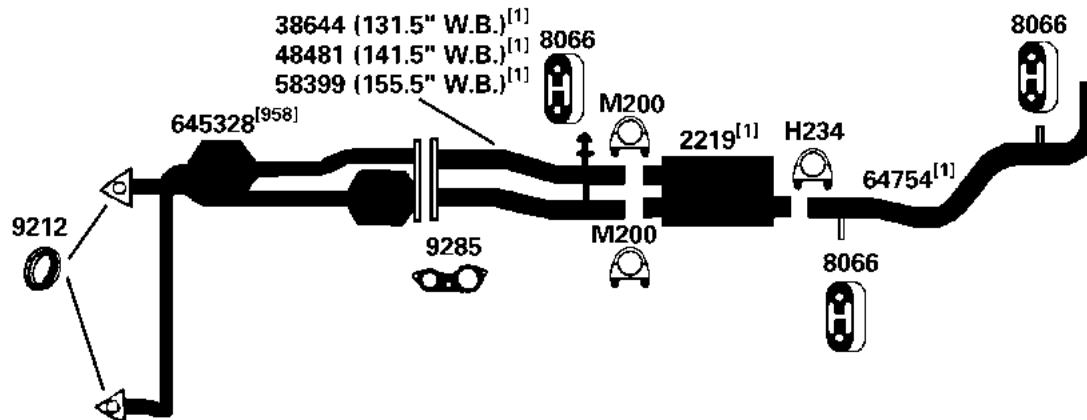
CHEVROLET K20/2500, V20/2500 SERIES 4WD PICKUP

(100622) 96-00 8 Cyl. K2500; 4 W.D., 350, 454 Engine (5.7L, 7.4L) 155.5" W.B.; (3/4 Ton over 8500 lbs. G.V.W.); Old Body Style



DIRECT FIT MSL/MAXIMUM Muffler... 700365

(100224) 96-99 8 Cyl. K2500; 4 W.D., 5.7L Engine, 3/4 Ton under 8600 lbs. G.V.W., 131.5" W.B. Std. Cab/Long Bed, 141.5" Ext. Cab/Short Bed. 155.5" W.B.; 3/4 Ton (To 8600 lbs. G.V.W.) 1999 Old Body Style with Dual Inlet Muffler



DIRECT FIT MSL/MAXIMUM Muffler... 700258

NA-Not Available. NR-Not Required. FL-Remove and Re-Use Old Flange. ● Golden Warehouse. O.E.-Original Equipment.
Airtube Kit [4948] may be required to complete installation. EFI-Electronic Fuel Injection.

[1] OE system was a welded assembly. It is recommended that all parts noted [1] should be replaced.

[900] Direct fit converter may require resizing, cutting or bushing.

[903] Both pipes of the O.E. rear converter must be cut off 47" behind flange.

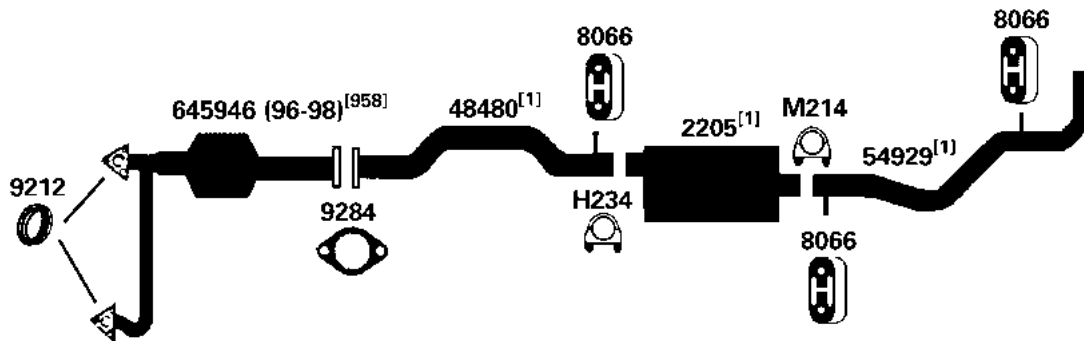
[958] Federal & California Emissions. Not For Sale or Use on vehicles licensed in the state of CA & NY (NY vehicles with CA Emissions). Check with your state authority for details.

[959] Federal Emissions. Not For Sale or Use on vehicles licensed in the state of CA. Check with your state authority.

CHEVROLET K20/2500, V20/2500 SERIES 4WD PICKUP

96-99 8 Cyl. K2500, 5.0L Engine; 4 W.D., 141.5" W.B. Ext. Cab/Short Bed

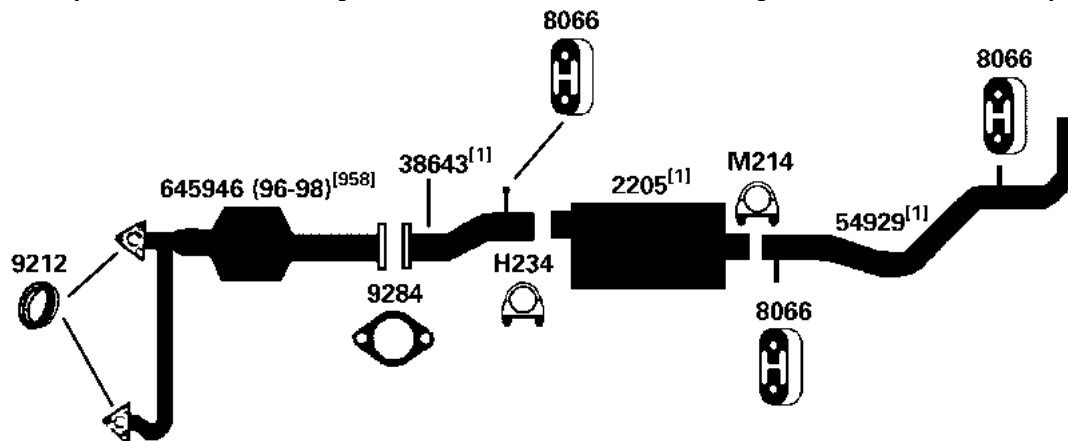
(100274)



DIRECT FIT MSL/MAXIMUM Muffler... 700305

96-99 8 Cyl. K2500, 5.0L Engine; 4 W.D., 131.5" W.B. Std. Cab/Long Bed

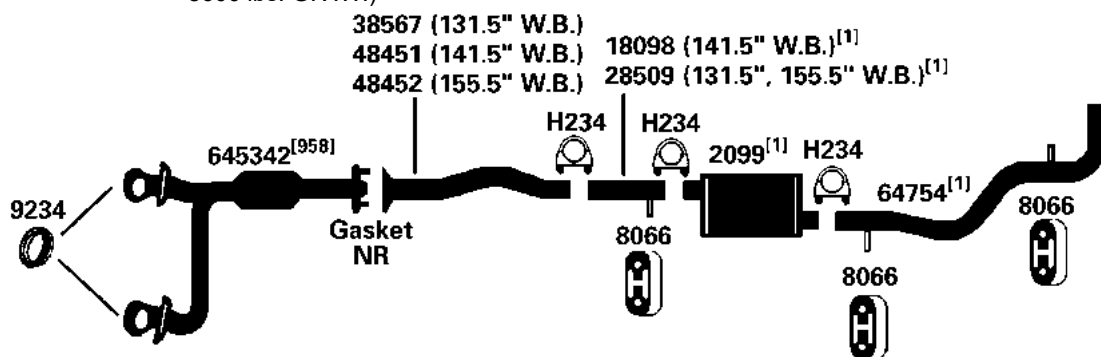
(100273)



DIRECT FIT MSL/MAXIMUM Muffler... 700305

1995 6 Cyl. K2500; 131.5", 141.5", 155.5" W.B.; 262 (4.3L) Engine; 4 W.D.; 3/4 Ton; (under 8600 lbs. G.V.W.)

(21017)



DIRECT FIT MSL/MAXIMUM Muffler... 700158, Silentone DIY Muffler... 5570

NA-Not Available. NR-Not Required. FL-Remove and Re-Use Old Flange. ● Golden Warehouse. O.E.-Original Equipment.

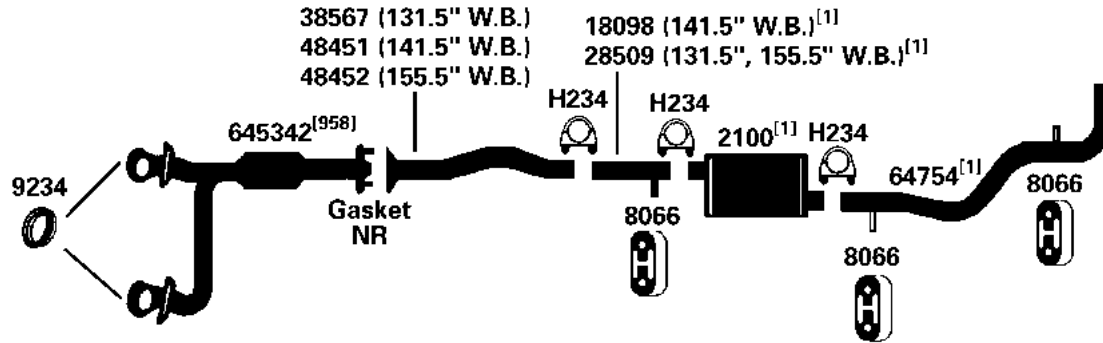
Airtube Kit [4948] may be required to complete installation. EFI-Electronic Fuel Injection.

[1] OE system was a welded assembly. It is recommended that all parts noted [1] should be replaced.

[958] Federal & California Emissions. Not For Sale or Use on vehicles licensed in the state of CA & NY (NY vehicles with CA Emissions). Check with your state authority for details.

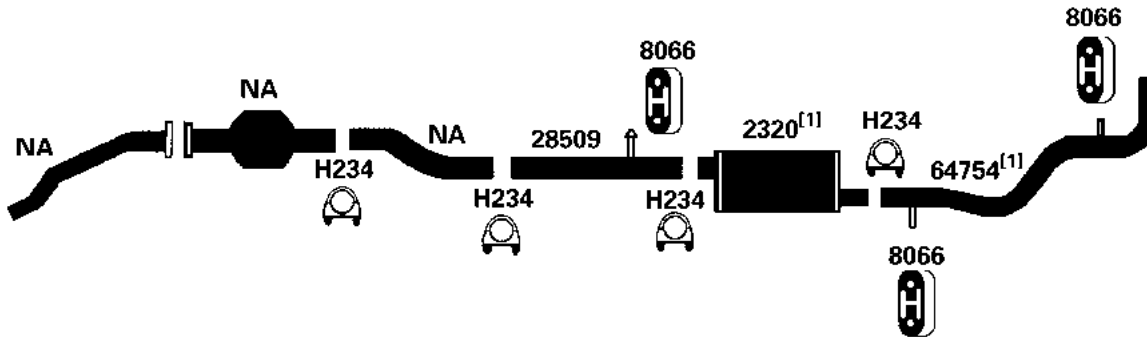
CHEVROLET K20/2500, V20/2500 SERIES 4WD PICKUP

(22354) 1995 8 Cyl. K2500; 131.5", 141.5", 155.5" W.B.; 305H, 350K Engine (5.0L, 5.7L); 4 W.D.; 3/4 Ton; (To 8500 lbs. G.V.W.)



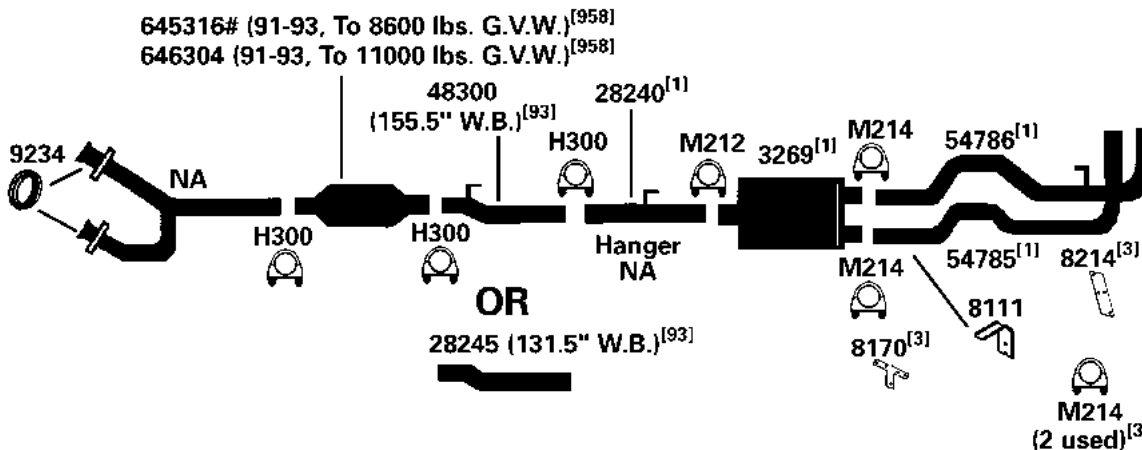
DIRECT FIT MSL/MAXIMUM Muffler... 700142, Silentone DIY Muffler... 5571 and 8961 Connector

(100533) 1995 8 Cyl. K2500; 155.5" W.B.; 395F Turbo Diesel Engine (6.5L); 4 W.D.; 3/4 Ton



DIRECT FIT MSL/MAXIMUM Muffler... 700336, Silentone DIY Muffler... 5571 and 8963 Connector

(100540) 1995 8 Cyl. K2500; 131.5", 155.5" W.B.; 350K Engine (5.7L); 4 W.D.; 3/4 Ton; Over 8500 lbs. G.V.W., with 2 1/2" Muffler Inlet



DIRECT FIT MSL/MAXIMUM Muffler... 700104, UNIVERSAL FIT MSL/MAXIMUM Muffler... 6557, 6576, Silentone DIY Muffler... 5542 and two 8911 Connectors and two M200 Clamps

NA-Not Available. NR-Not Required. FL-Remove and Re-Use Old Flange. ● Golden Warehouse. O.E.-Original Equipment.

Airtube Kit [4948] may be required to complete installation. EFI-Electronic Fuel Injection.

[1] OE system was a welded assembly. It is recommended that all parts noted [1] should be replaced.

[3] Required for installation.

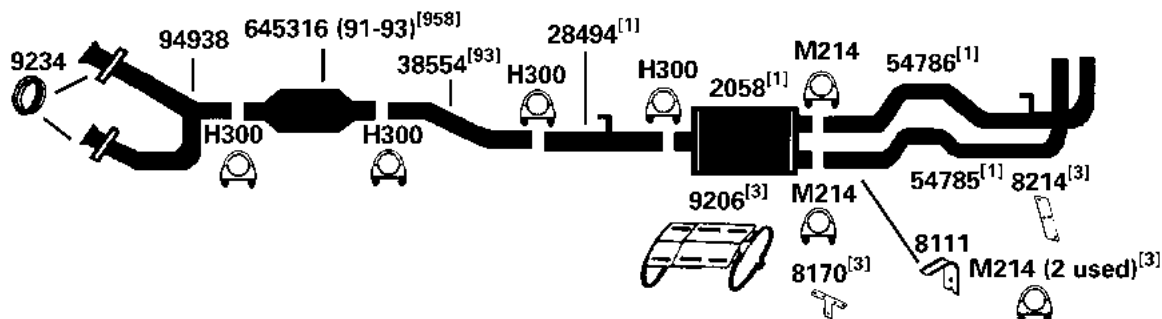
[93] Locating clip must be knocked off OEM converter for proper installation.

[98] Refer to current Catalytic Converter catalog or Website catalog for availability.

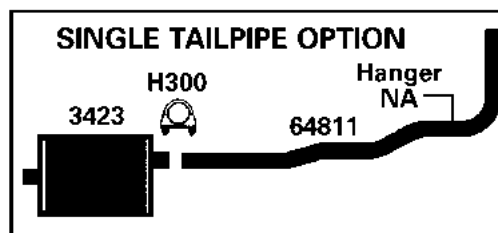
[958] Federal & California Emissions. Not For Sale or Use on vehicles licensed in the state of CA & NY (NY vehicles with CA Emissions). Check with your state authority for details.

CHEVROLET K20/2500, V20/2500 SERIES 4WD PICKUP

1995 8 Cyl. K2500; 155.5" W.B.; 350K Engine (5.7L); 4 W.D.; 3/4 Ton; (To 8500 lbs. G.V.W.) **(22351)**



OR



DIRECT FIT MSL/MAXIMUM Muffler... Muffler (2058)- 6576, Muffler (3423)- 700126 (w/ Single Tailpipe Option), Silentone DIY Muffler... Muffler (3423)- 5568 (w/ Single Tailpipe Option)

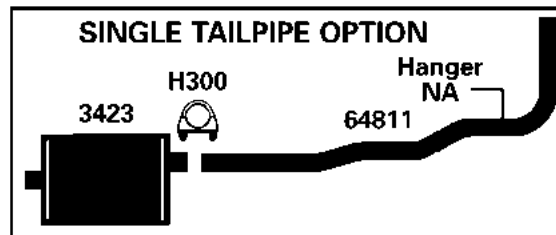
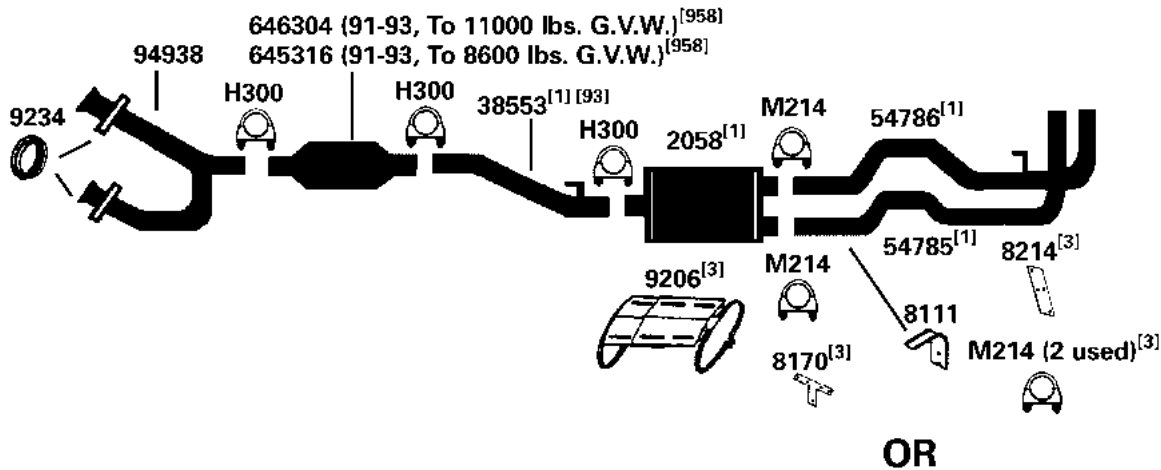
NA-Not Available. NR-Not Required. FL-Remove and Re-Use Old Flange. ● Golden Warehouse. O.E.-Original Equipment.
Airtube Kit [4948] may be required to complete installation. EFI-Electronic Fuel Injection.

- [1] OE system was a welded assembly. It is recommended that all parts noted [1] should be replaced.
[3] Required for installation.

- [93] Locating clip must be knocked off OEM converter for proper installation.
[958] Federal & California Emissions. Not For Sale or Use on vehicles licensed in the state of CA & NY (NY vehicles with CA Emissions). Check with your state authority for details.

CHEVROLET K20/2500, V20/2500 SERIES 4WD PICKUP

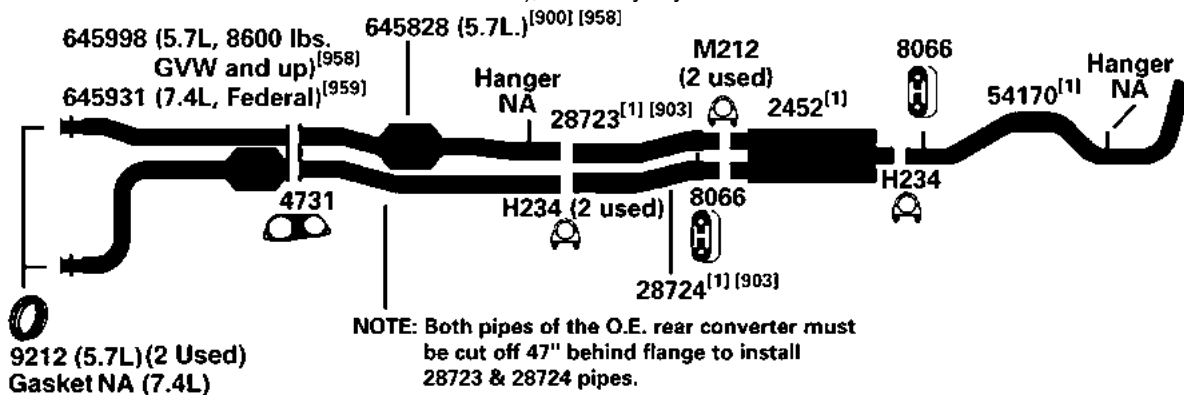
(22352) 1995 8 Cyl. K2500; 131.5" W.B.; 350K Engine (5.7L); 4 W.D.; 3/4 Ton; (Over 8500 lbs. G.V.W.)



DIRECT FIT MSL/MAXIMUM Muffler... Muffler (2058)- 6576, Muffler (3423)- 700126 (w/ Single Tailpipe Option), Silentone DIY Muffler... Muffler (3423)- 5568 (w/ Single Tailpipe Option)

CHEVROLET K30/3500, V30/3500 SERIES 4WD PICKUP

(100623) 96-00 8 Cyl. K3500; 4 W.D., 350, 454 Engine (5.7L, 7.4L) 155.5" W.B.; (1 Ton over 8500 lbs. G.V.W.); Old Body Style



DIRECT FIT MSL/MAXIMUM Muffler... 700365

NA-Not Available. NR-Not Required. FL-Remove and Re-Use Old Flange. ● Golden Warehouse. O.E.-Original Equipment.
Airtube Kit [4948] may be required to complete installation. EFI-Electronic Fuel Injection.

[1] OE system was a welded assembly. It is recommended that all parts noted [1] should be replaced.

[3] Required for installation.

[93] Locating clip must be knocked off OEM converter for proper installation.

[900] Direct fit converter may require resizing, cutting or bushing.

[903] Both pipes of the O.E. rear converter must be cut off 47" behind flange.

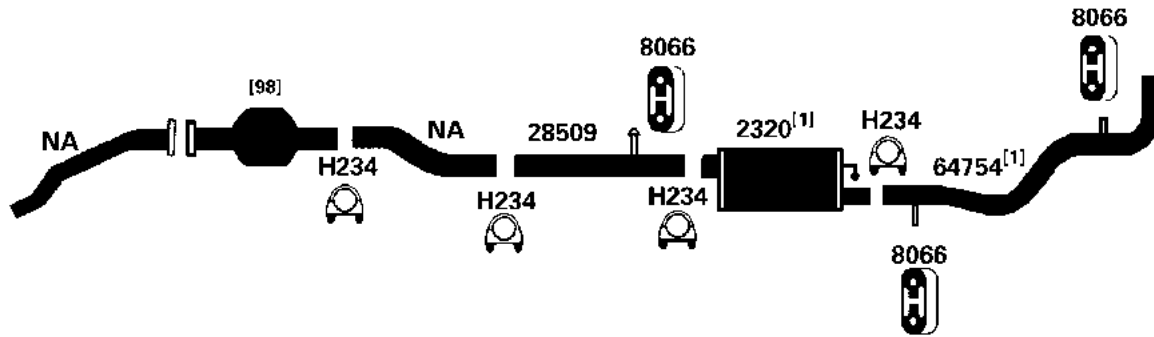
[958] Federal & California Emissions. Not For Sale or Use on vehicles licensed in the state of CA & NY (NY vehicles with CA Emissions). Check with your state authority for details.

[959] Federal Emissions. Not For Sale or Use on vehicles licensed in the state of CA. Check with your state authority.

CHEVROLET K30/3500, V30/3500 SERIES 4WD PICKUP

1995 8 Cyl. K3500; 155.5" W.B.; 395F Turbo Diesel Engine (6.5L); 4 W.D.; 1 Ton

(100535)

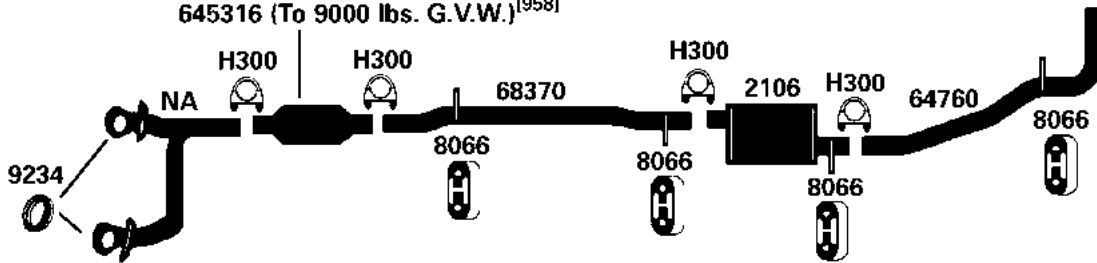


DIRECT FIT MSL/MAXIMUM Muffler... 700336, Silentone DIY Muffler... 5571 and 8963 Connector

1995 8 Cyl. K3500; 168.5" W.B.; 350K Engine (5.7L); 4 W.D.; 1 Ton

(22632)

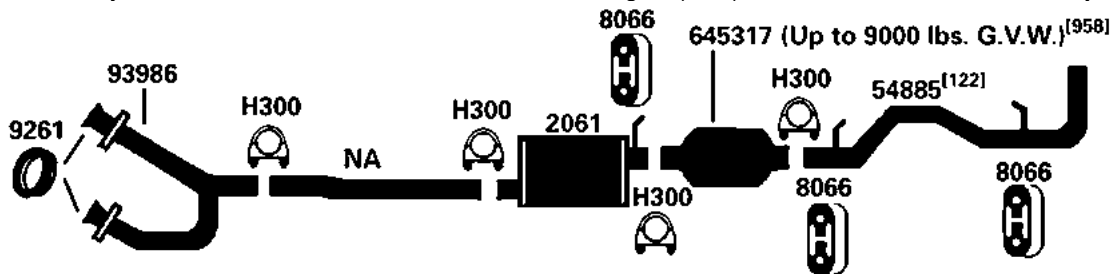
646304 (To 12000 lbs. G.V.W.)^[958]
645316 (To 9000 lbs. G.V.W.)^[958]



Silentone DIY Muffler... 5571

1995 8 Cyl. K3500; Crew Cab; 168.5" W.B.; 454 Engine (7.4L); 4 W.D.; 1 Ton

(22629)



NA-Not Available. NR-Not Required. FL-Remove and Re-Use Old Flange. ● Golden Warehouse. O.E.-Original Equipment.

Airtube Kit [4948] may be required to complete installation. EFI-Electronic Fuel Injection.

[1] OE system was a welded assembly. It is recommended that all parts noted [1] should be replaced.

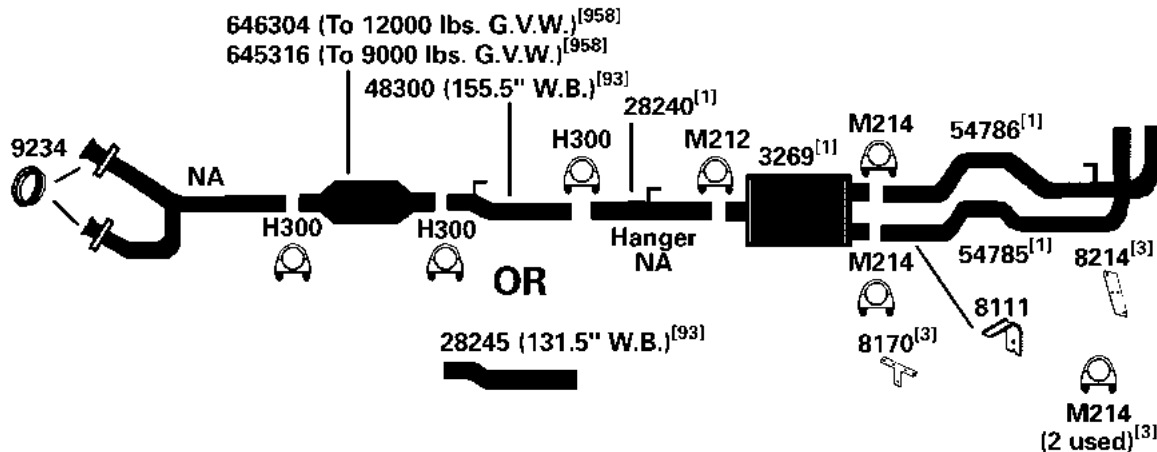
[98] Refer to current Catalytic Converter catalog or Website catalog for availability.

[122] If replacing O.E. exhaust system, first cut tail pipe on vehicle immediately behind converter to tail pipe weld. Cut through outer pipe only, leaving converter nipple intact.

[958] Federal & California Emissions. Not For Sale or Use on vehicles licensed in the state of CA & NY (NY vehicles with CA Emissions). Check with your state authority for details.

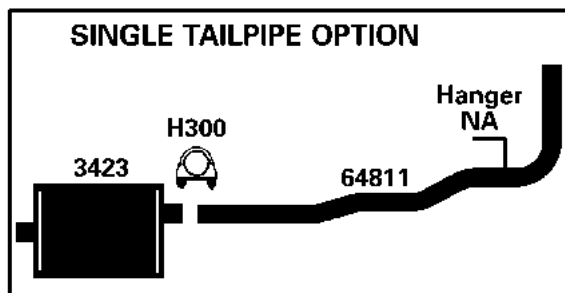
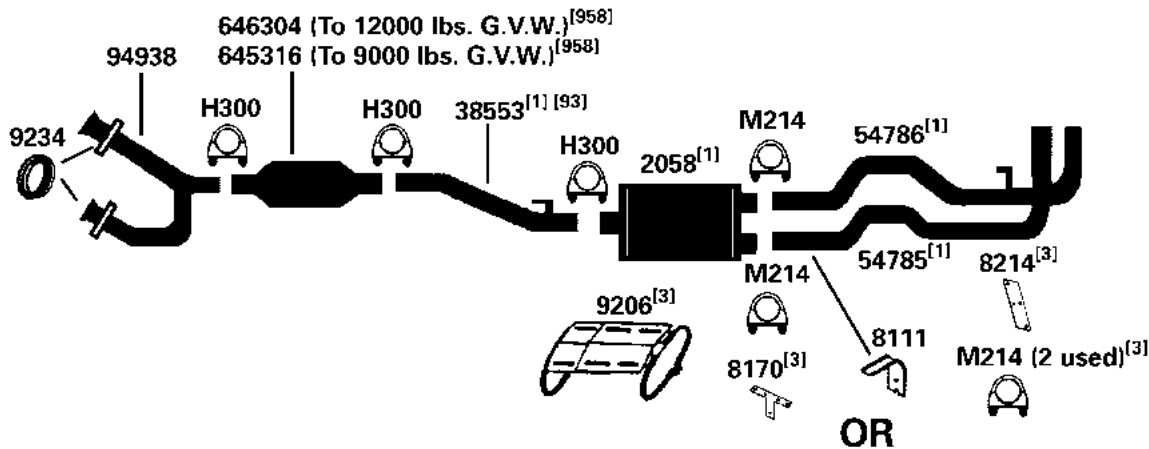
CHEVROLET K30/3500, V30/3500 SERIES 4WD PICKUP

(100541) 1995 8 Cyl. K3500; 131.5", 155.5" W.B.; 350K Engine (5.7L); 4 W.D.; 1 Ton; Over 8500 lbs. G.V.W., with 2 1/2" Muffler Inlet



DIRECT FIT MSL/MAXIMUM Muffler... 700104, UNIVERSAL FIT MSL/MAXIMUM Muffler... 6557, 6576, Silentone DIY Muffler... 5542 and two 8911 Connectors and two M200 Clamps

(22628) 1995 8 Cyl. K3500; 131.5", W.B.; 350K Engine (5.7L); 4 W.D.; 1 Ton



DIRECT FIT MSL/MAXIMUM Muffler... Muffler (2058)- 6576, Muffler (3423)- 700126 (w/ Single Tailpipe Option), Silentone DIY Muffler... Muffler (3423)- 5568 (w/ Single Tailpipe Option)

NA-Not Available. NR-Not Required. FL-Remove and Re-Use Old Flange. ● Golden Warehouse. O.E.-Original Equipment.
Airtube Kit [4948] may be required to complete installation. EFI-Electronic Fuel Injection.

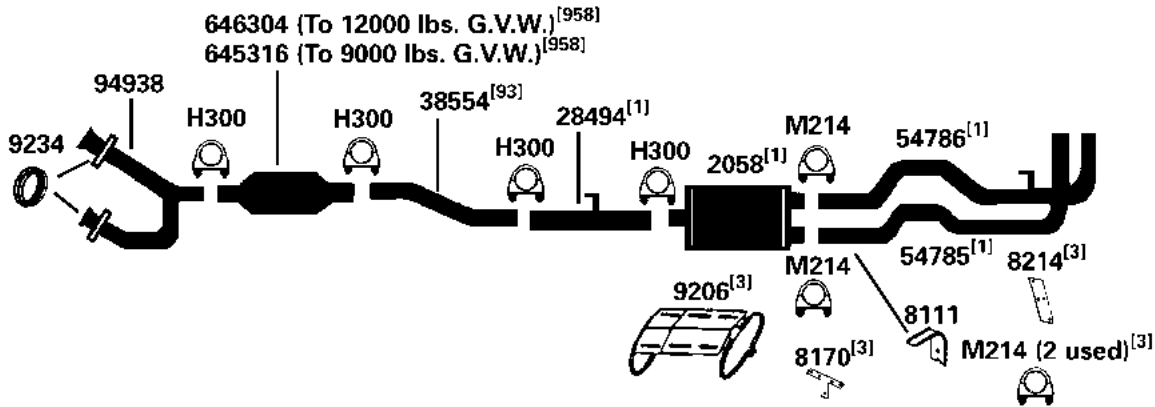
- [1] OE system was a welded assembly. It is recommended that all parts noted [1] should be replaced.
[3] Required for installation.

- [93] Locating clip must be knocked off OEM converter for proper installation.
[958] Federal & California Emissions. Not For Sale or Use on vehicles licensed in the state of CA & NY (NY vehicles with CA Emissions). Check with your state authority for details.

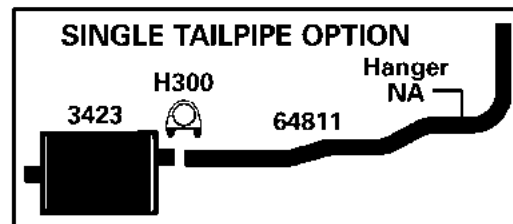
CHEVROLET K30/3500, V30/3500 SERIES 4WD PICKUP

1995 8 Cyl. K3500; 155.5", W.B.; 350K Engine (5.7L); 4 W.D.; 1 Ton

(22627)



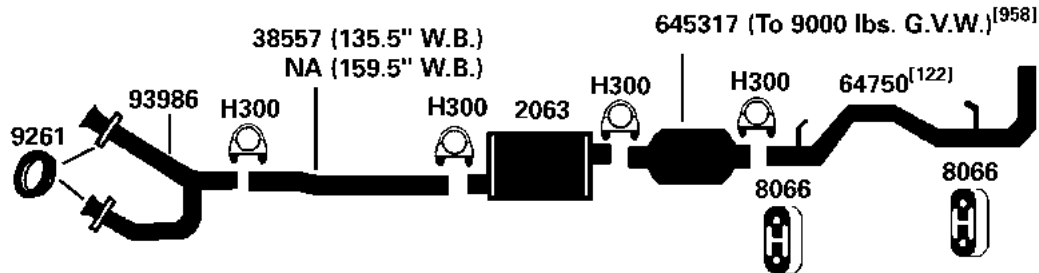
OR



DIRECT FIT MSL/MAXIMUM Muffler... Muffler (2058)- 6576, Muffler (3423)- 700126 (w/ Single Tailpipe Option), Silentone DIY Muffler... Muffler (3423)- 5568 (w/ Single Tailpipe Option)

1995 8 Cyl. K3500; Chassis Cab; 135.5", 159.5" W.B.; 454 Engine (7.4L); 4 W.D.; 1 Ton; except 15,000 lbs. G.V.W.

(22622)



DIRECT FIT MSL/MAXIMUM Muffler... 700347

NA-Not Available. NR-Not Required. FL-Remove and Re-Use Old Flange. ● Golden Warehouse. O.E.-Original Equipment.

Airtube Kit [4948] may be required to complete installation. EFI-Electronic Fuel Injection.

[1] OE system was a welded assembly. It is recommended that all parts noted [1] should be replaced.

[3] Required for installation.

[93] Locating clip must be knocked off OEM converter for proper installation.

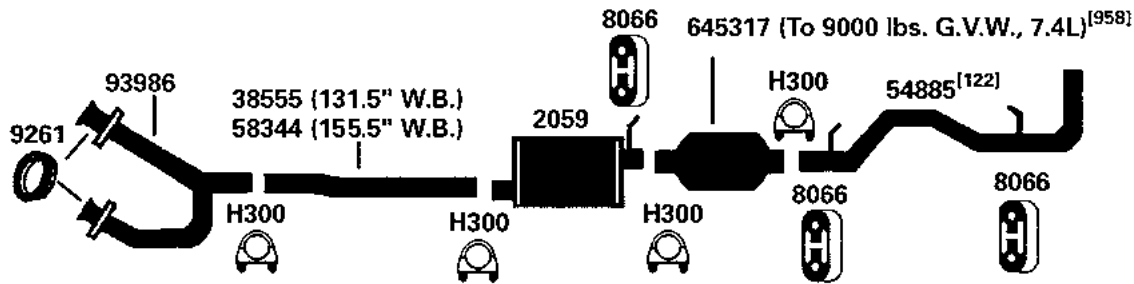
[98] Refer to current Catalytic Converter catalog or Website catalog for availability.

[122] If replacing O.E. exhaust system, first cut tail pipe on vehicle immediately behind converter to tail pipe weld. Cut through outer pipe only, leaving converter nipple intact.

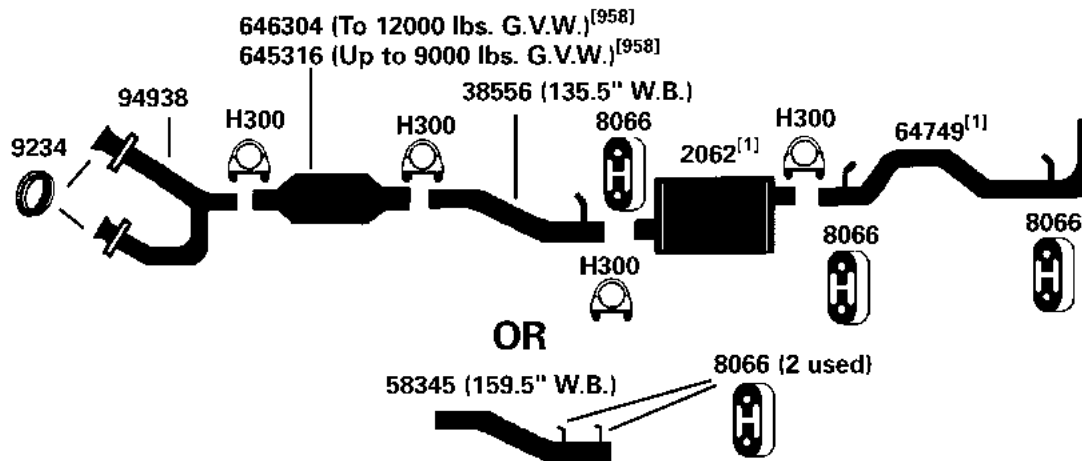
[958] Federal & California Emissions. Not For Sale or Use on vehicles licensed in the state of CA & NY (NY vehicles with CA Emissions). Check with your state authority for details.

CHEVROLET K30/3500, V30/3500 SERIES 4WD PICKUP

(22623) 1995 8 Cyl. K3500; 131.5", 155.5" W.B.; 454 Engine (7.4L); 4 W.D.; 1 Ton



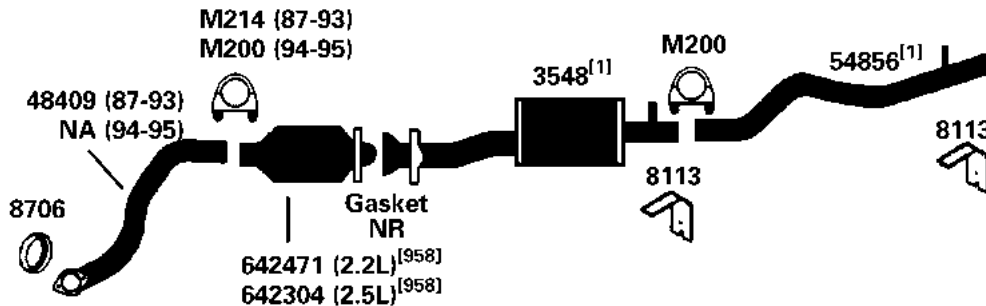
(22624) 1995 8 Cyl. K3500; Chassis Cab; 135.5", 159.5" W.B.; 350K Engine (5.7L); 4 W.D.; 1 Ton; except 15,000 lbs. G.V.W.



DIRECT FIT MSL/MAXIMUM Muffler... 700222

CHEVROLET LLV POSTAL VEHICLE

(33651) 1995 4 Cyl. LLV Postal Vehicle; 2.2L Engine



NA-Not Available. NR-Not Required. FL-Remove and Re-Use Old Flange. ● Golden Warehouse. O.E.-Original Equipment.

Airtube Kit [4948] may be required to complete installation. EFI-Electronic Fuel Injection.

[1] OE system was a welded assembly. It is recommended that all parts noted [1] should be replaced.

[98] Refer to current Catalytic Converter catalog or Website catalog for availability.

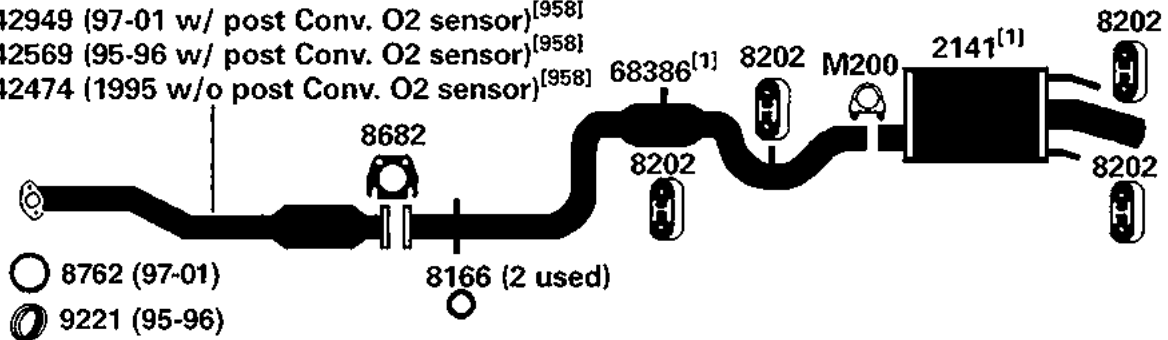
[122] If replacing O.E. exhaust system, first cut tail pipe on vehicle immediately behind converter to tail pipe weld. Cut through outer pipe only, leaving converter nipple intact.

[958] Federal & California Emissions. Not For Sale or Use on vehicles licensed in the state of CA & NY (NY vehicles with CA Emissions). Check with your state authority for details.

95-01 6 Cyl. Lumina, 3.1L Engine, Single Exhaust

(12107)

642949 (97-01 w/ post Conv. O2 sensor)^[958]
 642569 (95-96 w/ post Conv. O2 sensor)^[958]
 642474 (1995 w/o post Conv. O2 sensor)^[958]



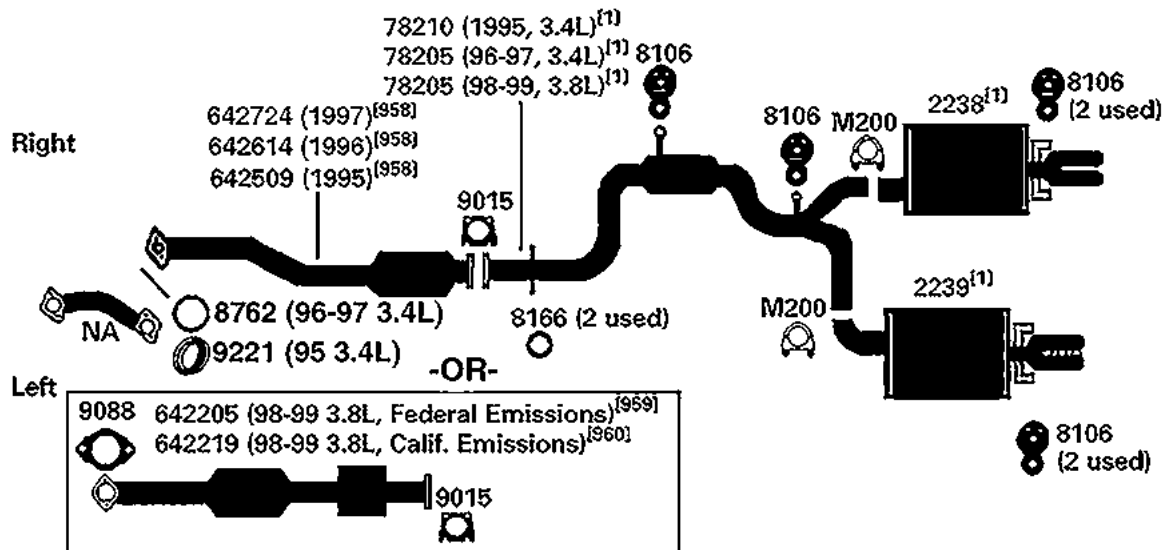
DIRECT FIT MSL/MAXIMUM Muffler... 700246

DIRECT FIT MSL/MAXIMUM Muffler... 700246

98-99 6 Cyl. Lumina, 3.8L, Dual Exhaust

(12100)

95-97 6 Cyl. Lumina, 3.4L, Dual Exhaust



DIRECT FIT MSL/MAXIMUM Muffler... Left Muffler- 700262, Right Muffler- 700261

NA-Not Available. NR-Not Required. FL-Remove and Re-Use Old Flange. ● Golden Warehouse. O.E.-Original Equipment.

Airtube Kit [4948] may be required to complete installation. EFI-Electronic Fuel Injection.

[1] OE system was a welded assembly. It is recommended that all parts noted [1] should be replaced.

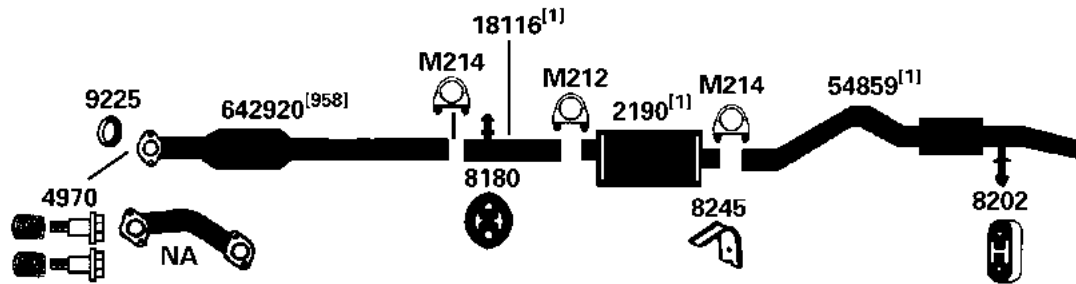
[958] Federal & California Emissions. Not For Sale or Use on vehicles licensed in the state of CA & NY (NY vehicles with CA Emissions). Check with your state authority for details.

[959] Federal Emissions. Not For Sale or Use on vehicles licensed in the state of CA. Check with your state authority.

[960] California Emissions. Not For Sale or Use on vehicles licensed in the state of CA & NY. Check with your state authority.

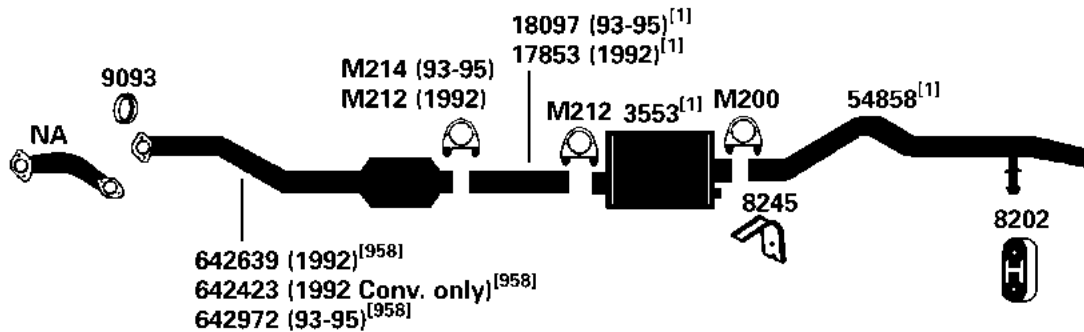
CHEVROLET LUMINA APV VAN

(33603) 1996 6 Cyl. Lumina APV; 207 (3.4L) Engine



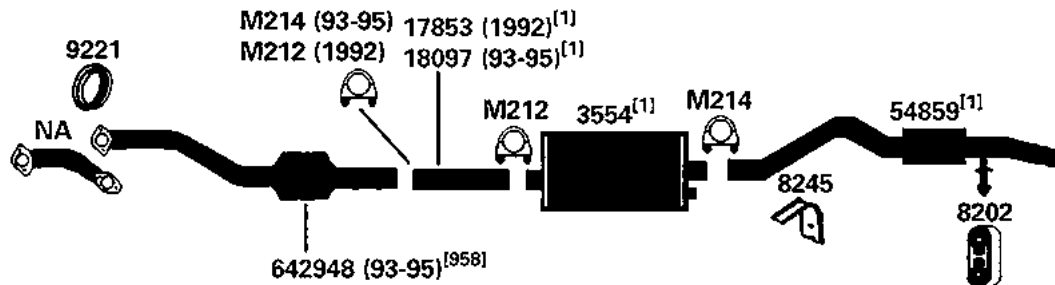
DIRECT FIT MSL/MAXIMUM Muffler... 700323

(33602) 1995 6 Cyl. Lumina APV; 189 (3.1L) Engine



DIRECT FIT MSL/MAXIMUM Muffler... 700321

(33601) 1995 6 Cyl. Lumina APV; 231 (3.8L) Engine



DIRECT FIT MSL/MAXIMUM Muffler... 700286, UNIVERSAL FIT MSL/MAXIMUM Muffler... 6592, Silentone DIY Muffler... 5557 and 8506 Bracket, M214 Clamp and 8245 hanger

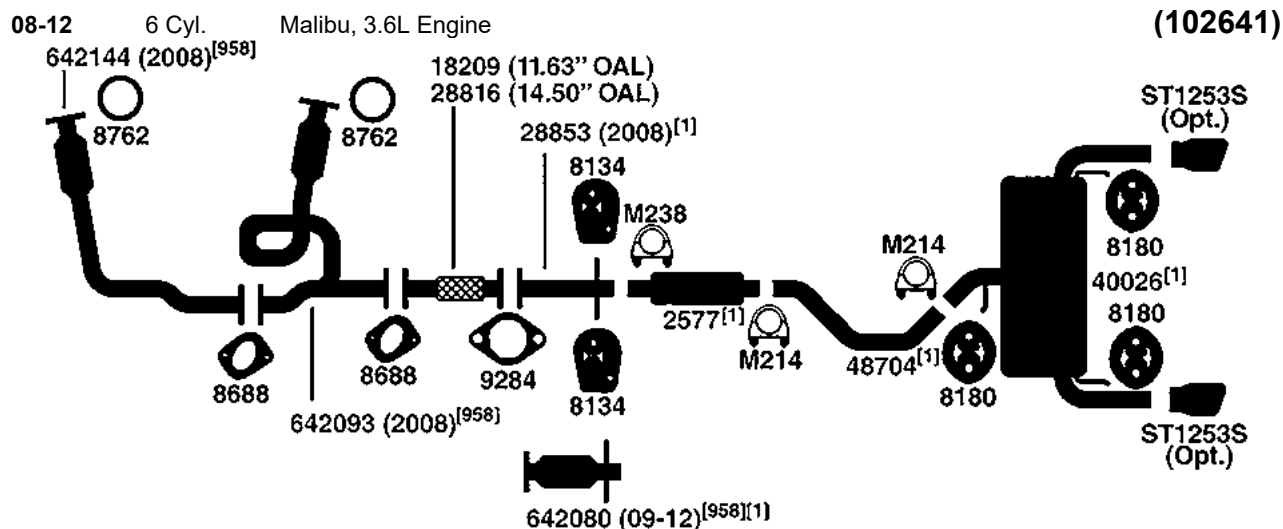
NA-Not Available. NR-Not Required. FL-Remove and Re-Use Old Flange. ● Golden Warehouse. O.E.-Original Equipment.

Airtube Kit [4948] may be required to complete installation. EFI-Electronic Fuel Injection.

[1] OE system was a welded assembly. It is recommended that all parts noted [1] should be replaced.

[958] Federal & California Emissions. Not For Sale or Use on vehicles licensed in the state of CA & NY (NY vehicles with CA Emissions). Check with your state authority for details.

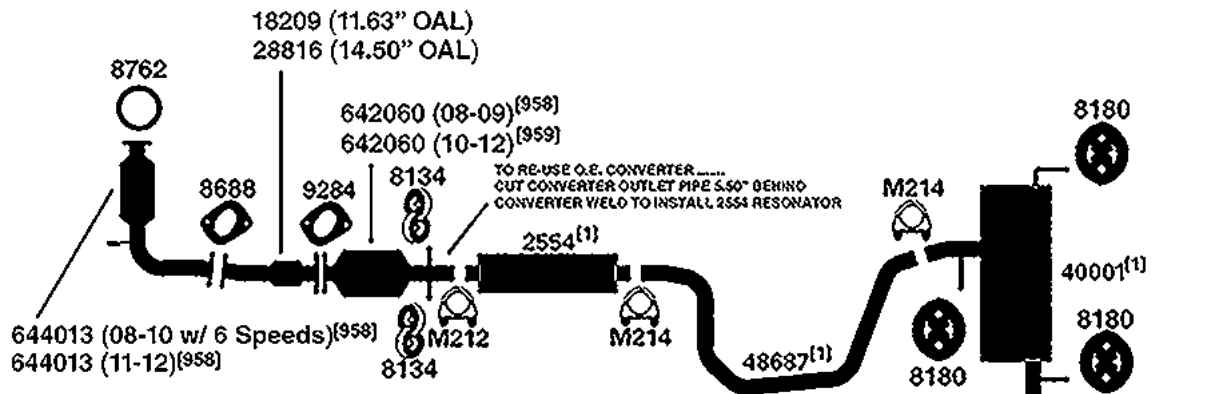
CHEVROLET MALIBU, MONTE CARLO, EL CAMINO, CLASSIC



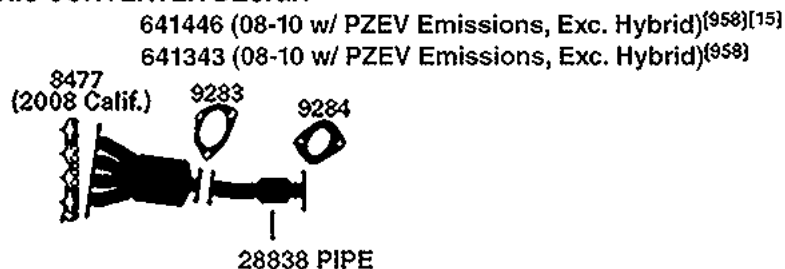
DIRECT FIT MSL/MAXIMUM Muffler... 700486

08-12 4 Cyl. Malibu, 2.4L Engine, (Exc. Hybrid) (102117)

THIS CONVERTER DESIGN



THIS CONVERTER DESIGN



DIRECT FIT MSL/MAXIMUM Muffler... 700484

NA-Not Available. NR-Not Required. FL-Remove and Re-Use Old Flange. ● Golden Warehouse. O.E.-Original Equipment.

Airtube Kit [4948] may be required to complete installation. EFI-Electronic Fuel Injection.

[1] OE system was a welded assembly. It is recommended that all parts noted [1] should be replaced.

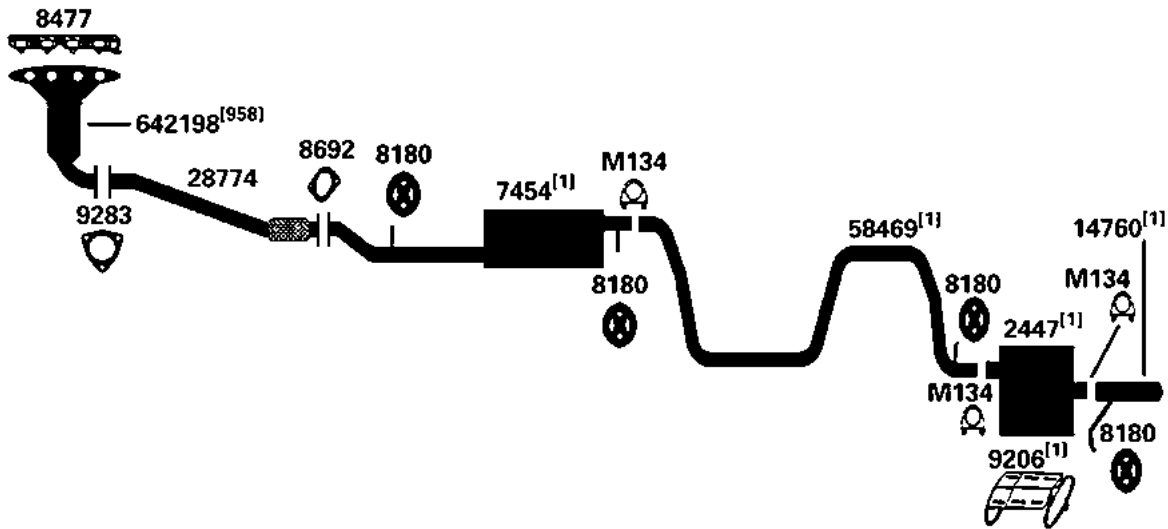
[15] Discontinued, use until inventory is depleted.

[958] Federal & California Emissions. Not For Sale or Use on vehicles licensed in the state of CA & NY (NY vehicles with CA Emissions). Check with your state authority for details.

[959] Federal Emissions. Not For Sale or Use on vehicles licensed in the state of CA. Check with your state authority.

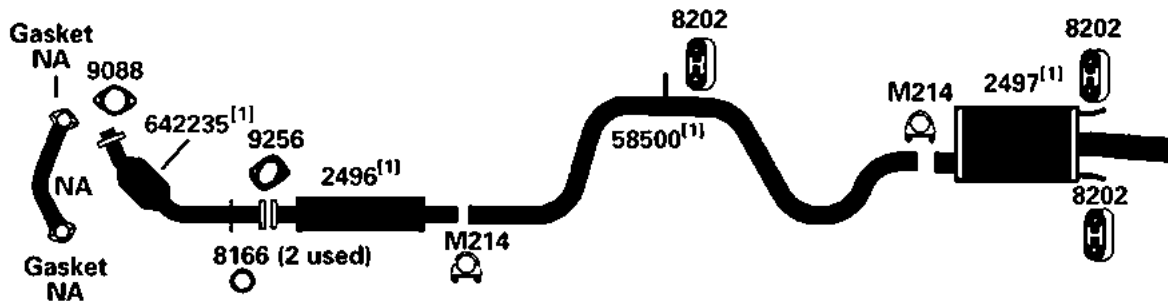
CHEVROLET MALIBU, MONTE CARLO, EL CAMINO, CLASSIC

(100678) 2008 4 Cyl. Malibu Classic, 2.2L Engine
04-07 4 Cyl. Malibu Sedan, 2.2L Engine; except Malibu Classic



DIRECT FIT MSL/MAXIMUM Muffler... Rear Muffler- 700427

(101867) 06-07 6 Cyl. Monte Carlo 3.5L Engine



DIRECT FIT MSL/MAXIMUM Muffler... Front 700449, Rear 700450

NA-Not Available. NR-Not Required. FL-Remove and Re-Use Old Flange. ● Golden Warehouse. O.E.-Original Equipment.

Airtube Kit [4948] may be required to complete installation. EFI-Electronic Fuel Injection.

[1] OE system was a welded assembly. It is recommended that all parts noted [1] should be replaced.

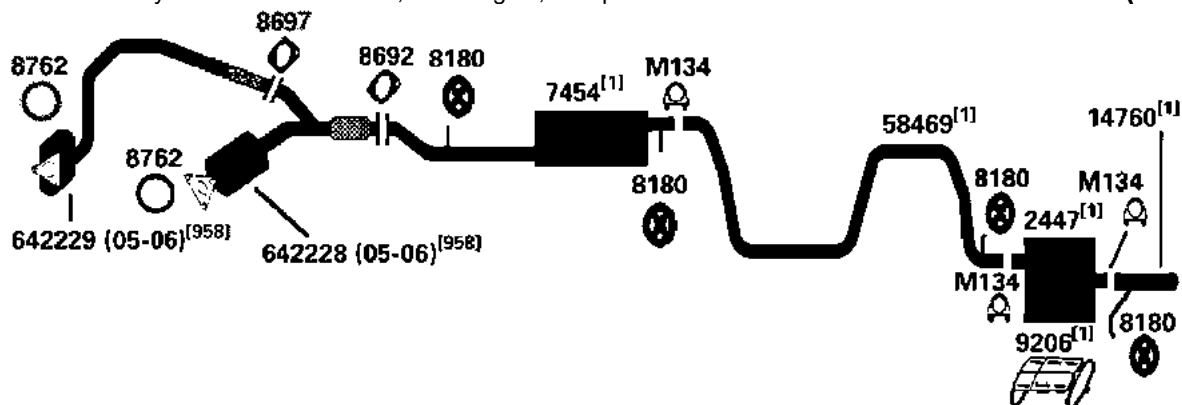
[98] Refer to current Catalytic Converter catalog or Website catalog for availability.

[958] Federal & California Emissions. Not For Sale or Use on vehicles licensed in the state of CA & NY (NY vehicles with CA Emissions). Check with your state authority for details.

CHEVROLET MALIBU, MONTE CARLO, EL CAMINO, CLASSIC

05-07 6 Cyl. Malibu Sedan, 3.5L Engine; except Malibu Maxx

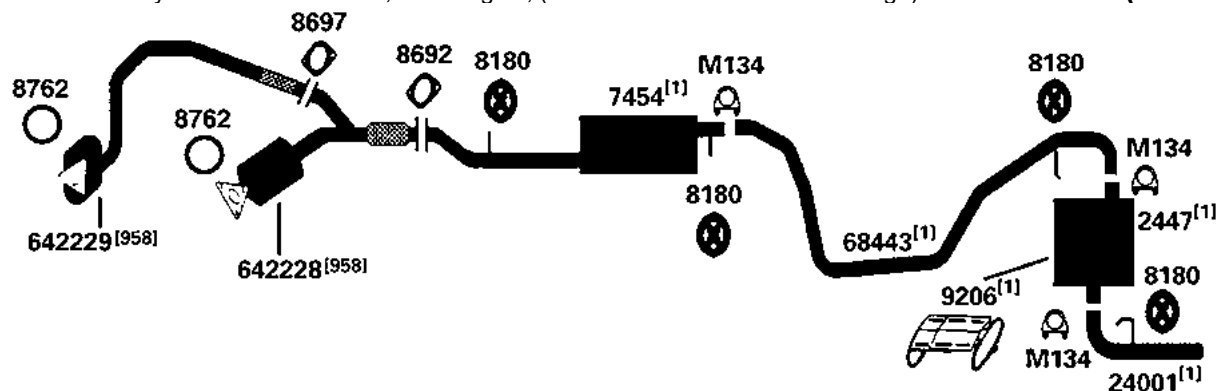
(100676)



DIRECT FIT MSL/MAXIMUM Muffler... Rear Muffler- 700427

04-07 6 Cyl. Malibu Maxx, 3.5L Engine, (2004 w/ 2 Piece Converter Design)

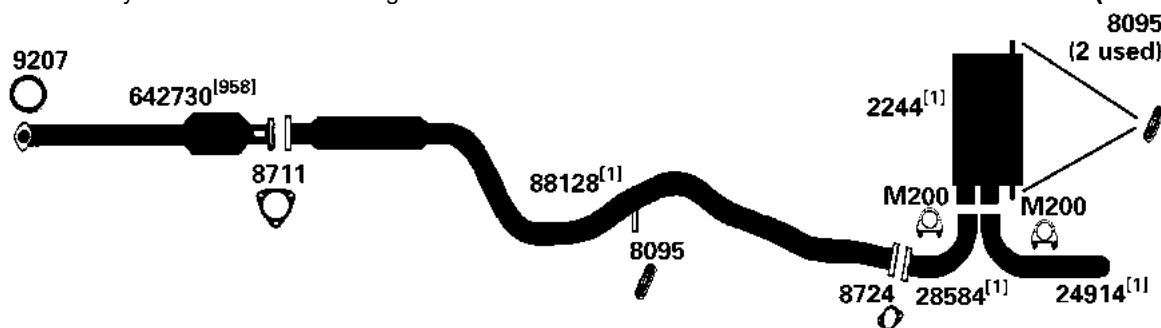
(100677)



DIRECT FIT MSL/MAXIMUM Muffler... Rear Muffler- 700427

04-05 4 Cyl. Classic 2.2L Engine

(100467)



DIRECT FIT MSL/MAXIMUM Muffler... 700296

NA-Not Available. NR-Not Required. FL-Remove and Re-Use Old Flange. ● Golden Warehouse. O.E.-Original Equipment.

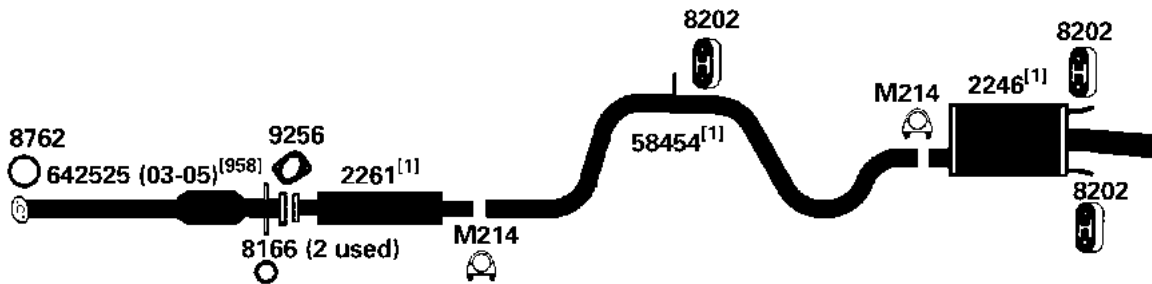
Airtube Kit [4948] may be required to complete installation. EFI-Electronic Fuel Injection.

[1] OE system was a welded assembly. It is recommended that all parts noted [1] should be replaced.

[958] Federal & California Emissions. Not For Sale or Use on vehicles licensed in the state of CA & NY (NY vehicles with CA Emissions). Check with your state authority for details.

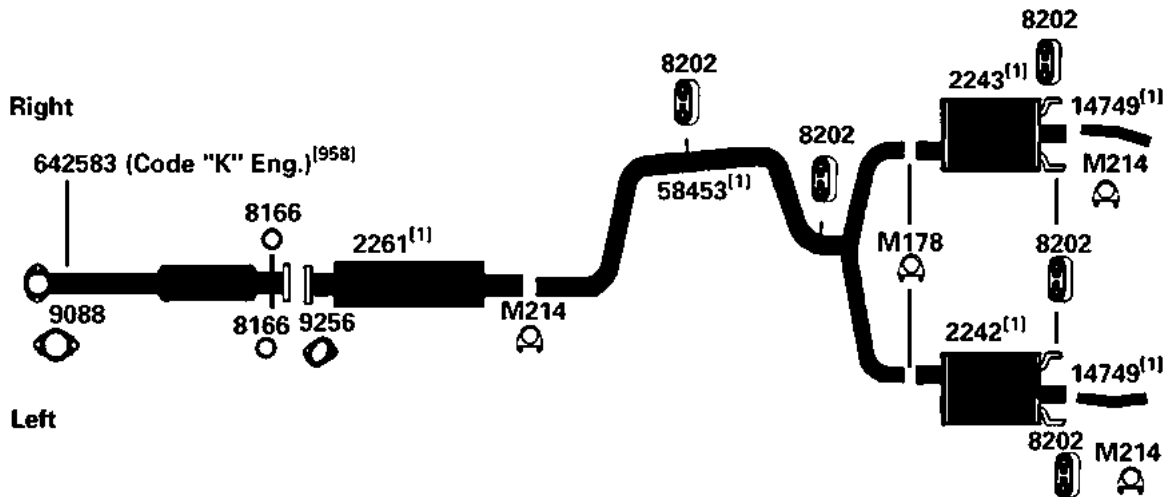
CHEVROLET MALIBU, MONTE CARLO, EL CAMINO, CLASSIC

(100359) 03-05 6 Cyl. Monte Carlo, 3.4L Engine; Single Exhaust



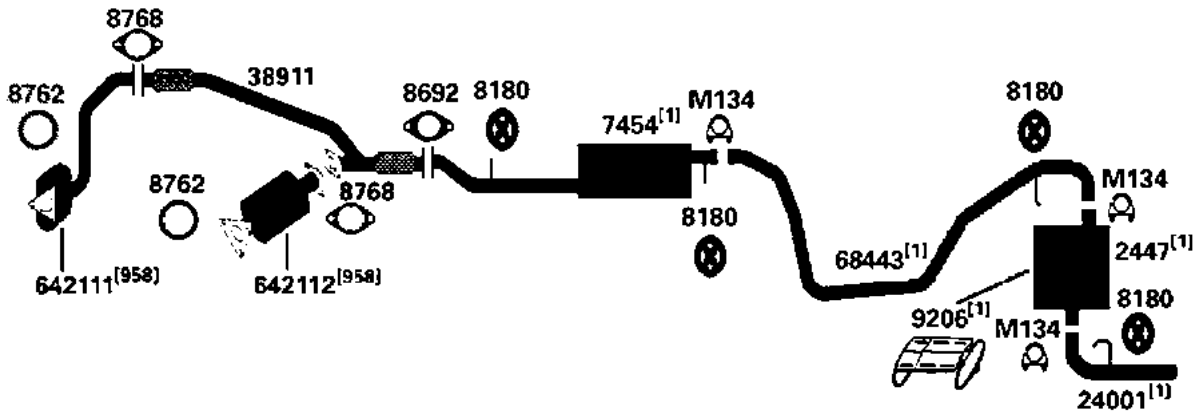
DIRECT FIT MSL/MAXIMUM Muffler... Front Muffler- 700293, Rear Muffler- 700333

(100360) 03-05 6 Cyl. Monte Carlo (Including "SS"), 3.8L (Code "K" Eng.); Dual Exhaust; Exc. Super Charged



DIRECT FIT MSL/MAXIMUM Muffler... Front Muffler- 700293, Left Rear Muffler- 700300, Right Rear Muffler- 700298

(100680) 2004 6 Cyl. Malibu Maxx, 3.5L Engine, w/ 3-Piece Converter Design



DIRECT FIT MSL/MAXIMUM Muffler... Rear Muffler- 700427

NA-Not Available. NR-Not Required. FL-Remove and Re-Use Old Flange. ● Golden Warehouse. O.E.-Original Equipment.

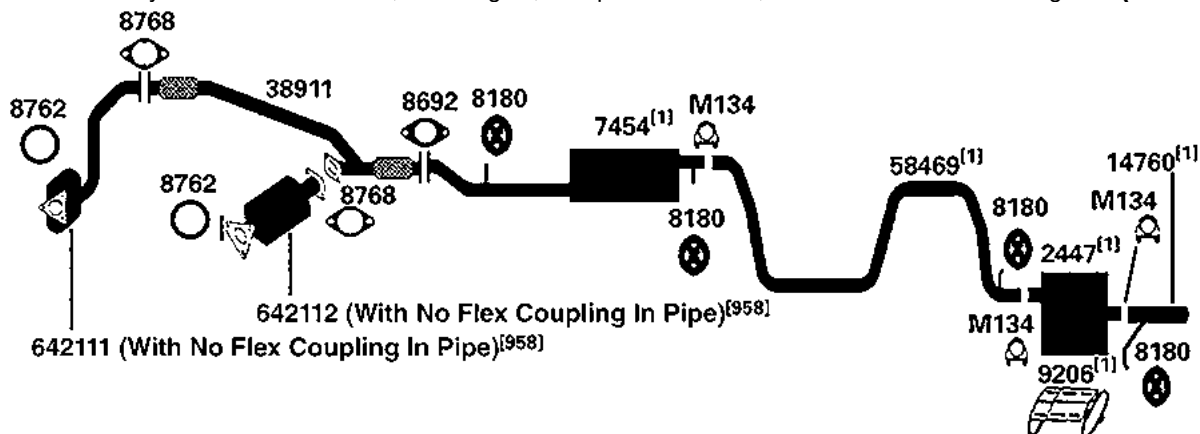
Airtube Kit [4948] may be required to complete installation. EFI-Electronic Fuel Injection.

[1] OE system was a welded assembly. It is recommended that all parts noted [1] should be replaced.

[958] Federal & California Emissions. Not For Sale or Use on vehicles licensed in the state of CA & NY (NY vehicles with CA Emissions). Check with your state authority for details.

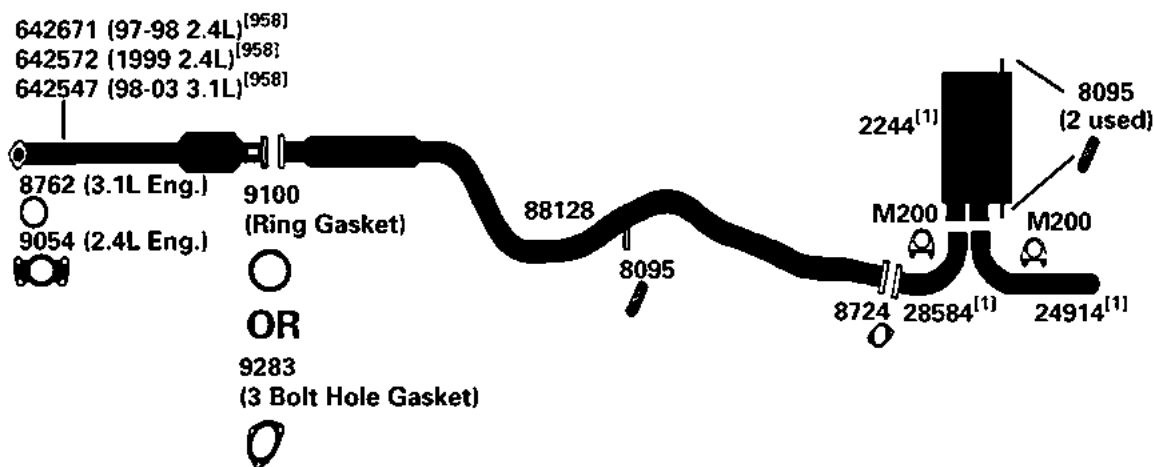
CHEVROLET MALIBU, MONTE CARLO, EL CAMINO, CLASSIC

2004 6 Cyl. Malibu Sedan, 3.5L Engine; except Malibu Maxx, w/ 3-Piece Converter Design (100679)



DIRECT FIT MSL/MAXIMUM Muffler... Rear Muffler- 700427

97-03 6 Cyl. Malibu, 3.1L Engine (100011)
97-99 4 Cyl. Malibu, 2.4L Engine, (Exc. Hybrid)



DIRECT FIT MSL/MAXIMUM Muffler... 700296

NA-Not Available. NR-Not Required. FL-Remove and Re-Use Old Flange. ● Golden Warehouse. O.E.-Original Equipment.
Airtube Kit [4948] may be required to complete installation. EFI-Electronic Fuel Injection.

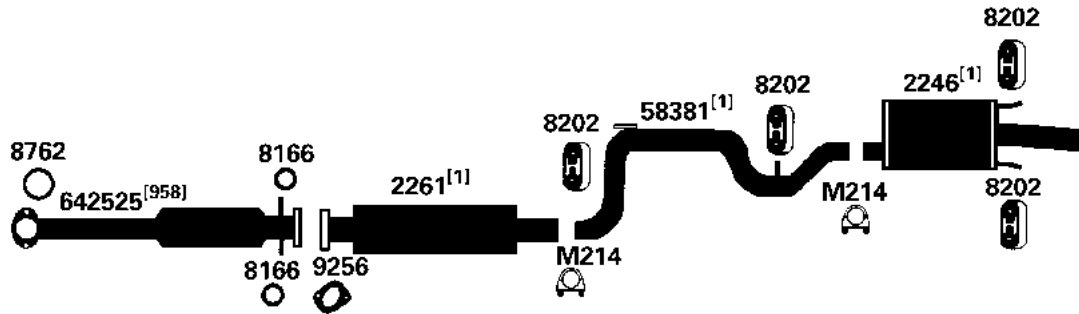
[1] OE system was a welded assembly. It is recommended that all parts noted [1] should be replaced.

[98] Refer to current Catalytic Converter catalog or Website catalog for availability.

[958] Federal & California Emissions. Not For Sale or Use on vehicles licensed in the state of CA & NY (NY vehicles with CA Emissions). Check with your state authority for details.

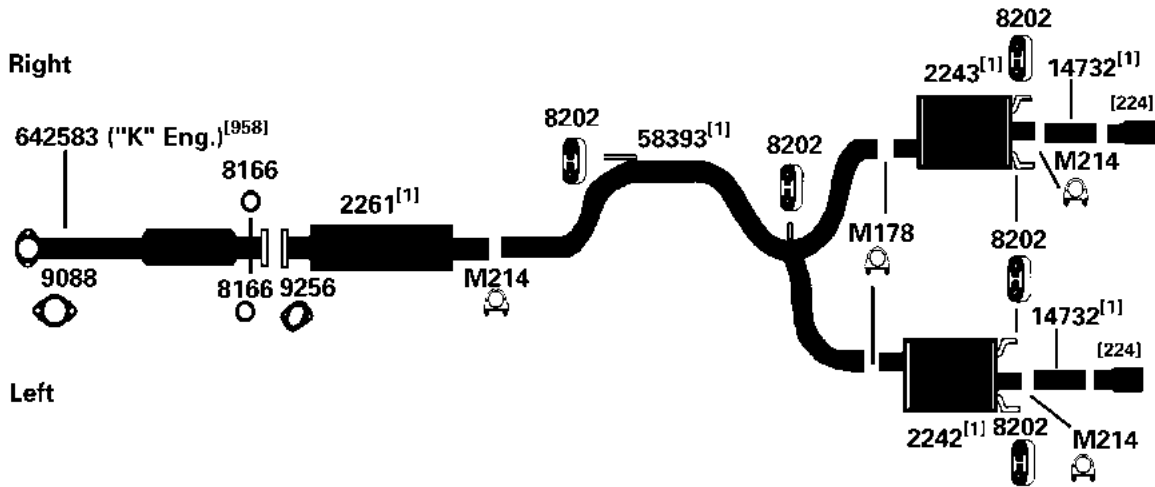
CHEVROLET MALIBU, MONTE CARLO, EL CAMINO, CLASSIC

(100245) 00-02 6 Cyl. Monte Carlo, 3.4L Engine; Single Exhaust



DIRECT FIT MSL/MAXIMUM Muffler... Front Muffler- 700293, Rear Muffler- 700333

(100244) 00-02 6 Cyl. Monte Carlo (including "SS"), 3.8L Engine; Dual Exhaust, Chrome Tip Applications



DIRECT FIT MSL/MAXIMUM Muffler... Front Muffler- 700293, Left Rear Muffler- 700300, Right Rear Muffler- 700298

NA-Not Available. NR-Not Required. FL-Remove and Re-Use Old Flange. ● Golden Warehouse. O.E.-Original Equipment.

Airtube Kit [4948] may be required to complete installation. EFI-Electronic Fuel Injection.

[1] OE system was a welded assembly. It is recommended that all parts noted [1] should be replaced.

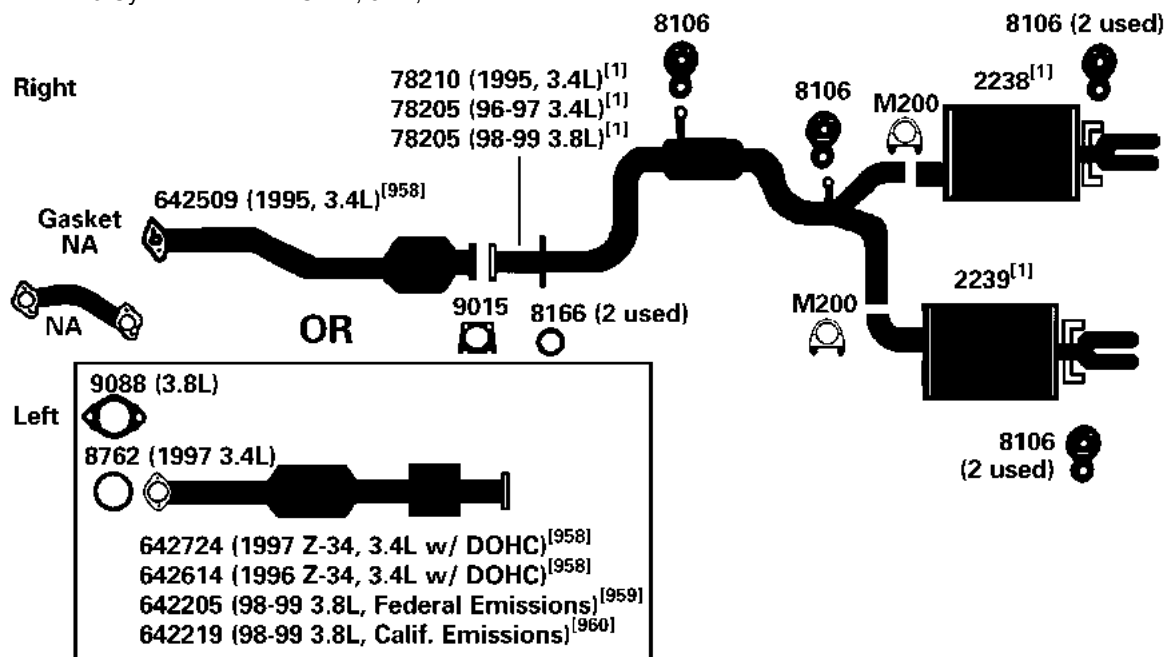
[224] O.E. spouts are to be re-used for this application.

[958] Federal & California Emissions. Not For Sale or Use on vehicles licensed in the state of CA & NY (NY vehicles with CA Emissions). Check with your state authority for details.

CHEVROLET MALIBU, MONTE CARLO, EL CAMINO, CLASSIC

98-99 6 Cyl. Monte Carlo, 3.8L, Dual Exhaust
95-97 6 Cyl. Monte Carlo, 3.4L, Dual Exhaust

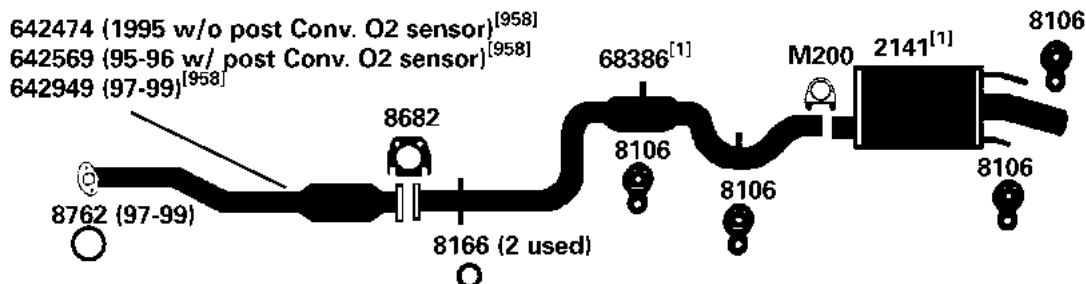
(100009)



DIRECT FIT MSL/MAXIMUM Muffler... Left Muffler- 700262, Right Muffler- 700261

95-99 6 Cyl. Monte Carlo, 3.1L Engine, Single Exhaust

(1845)



DIRECT FIT MSL/MAXIMUM Muffler... 700246

NA-Not Available. NR-Not Required. FL-Remove and Re-Use Old Flange. ● Golden Warehouse. O.E.-Original Equipment.

Airtube Kit [4948] may be required to complete installation. EFI-Electronic Fuel Injection.

[1] OE system was a welded assembly. It is recommended that all parts noted [1] should be replaced.

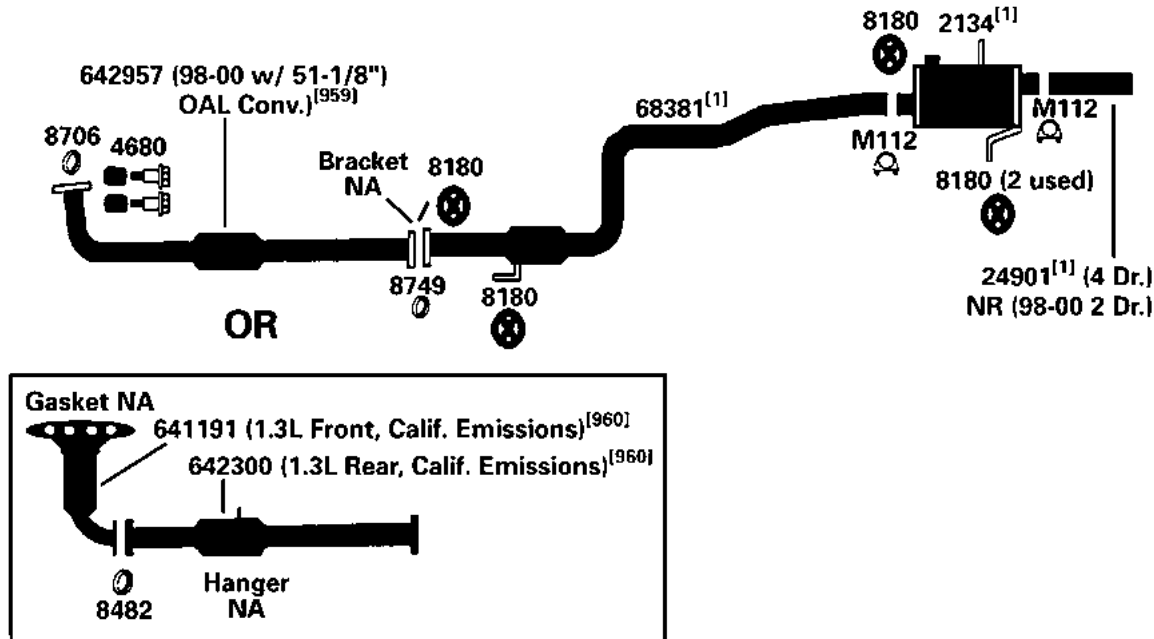
[958] Federal & California Emissions. Not For Sale or Use on vehicles licensed in the state of CA & NY (NY vehicles with CA Emissions). Check with your state authority for details.

[959] Federal Emissions. Not For Sale or Use on vehicles licensed in the state of CA. Check with your state authority.

[960] California Emissions. Not For Sale or Use on vehicles licensed in the state of CA & NY. Check with your state authority.

CHEVROLET METRO (see GEO METRO for 1997 & earlier)

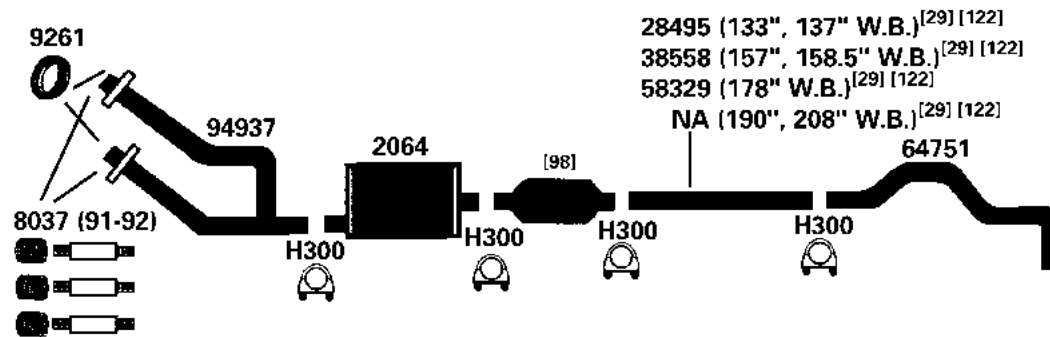
(100007)	98-01	4 Cyl.	Metro, 1.3L Engine
	98-00	3 Cyl.	Metro, 1.0L Engine



DIRECT FIT MSL/MAXIMUM Muffler... 700179

CHEVROLET P30/3500 SERIES STEPVAN

(22758)	95-97	8 Cyl.	P30/P3500; 133", 137", 157", 158.5" 178", 190", 208" W.B.; 454 Engine (7.4L); 1 Ton



NA-Not Available. NR-Not Required. FL-Remove and Re-Use Old Flange. ● Golden Warehouse. O.E.-Original Equipment.

Airtube Kit [4948] may be required to complete installation. EFI-Electronic Fuel Injection.

[1] OE system was a welded assembly. It is recommended that all parts noted [1] should be replaced.

[29] Cut as required.

[98] Refer to current Catalytic Converter catalog or Website catalog for availability.

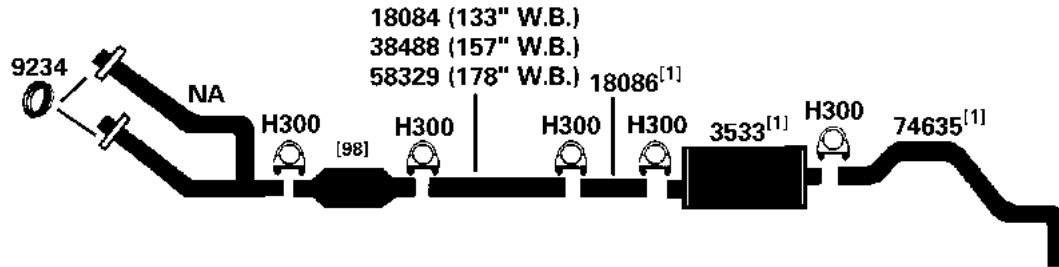
[122] If replacing O.E. exhaust system, first cut tail pipe on vehicle immediately behind converter to tail pipe weld. Cut through outer pipe only, leaving converter nipple intact.

[959] Federal Emissions. Not For Sale or Use on vehicles licensed in the state of CA. Check with your state authority.

[960] California Emissions. Not For Sale or Use on vehicles licensed in the state of CA & NY. Check with your state authority.

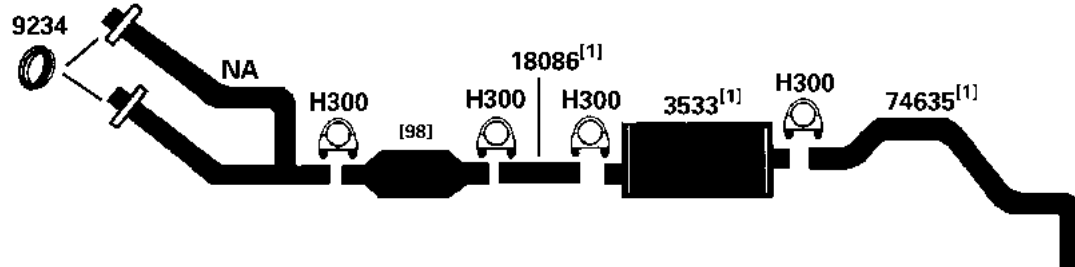
CHEVROLET P30/3500 SERIES STEPVAN

95-96 8 Cyl. P30/P3500; 133", 157", 178" W.B.; 350K Engine (5.7L); 1 Ton **(22754)**



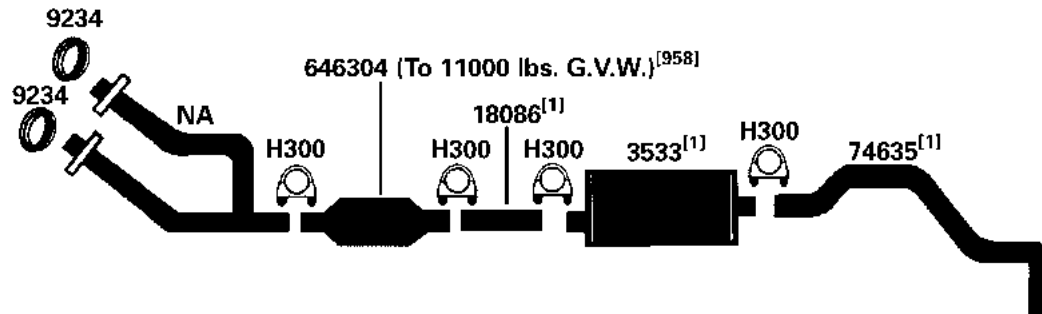
DIRECT FIT MSL/MAXIMUM Muffler... 700141, UNIVERSAL FIT MSL/MAXIMUM Muffler... 6577, Silentone DIY Muffler... 5568 and 8975 Connector

95-96 8 Cyl. P30/P3500; 125" W.B.; 350K Engine (5.7L); 1 Ton **(22755)**



DIRECT FIT MSL/MAXIMUM Muffler... 700141, UNIVERSAL FIT MSL/MAXIMUM Muffler... 6577, Silentone DIY Muffler... 5568 and 8975 Connector

1995 6 Cyl. P30/P3500; 125" W.B.; 262 Engine (4.3L) 1 Ton **(21413)**



DIRECT FIT MSL/MAXIMUM Muffler... 700141, UNIVERSAL FIT MSL/MAXIMUM Muffler... 6577, Silentone DIY Muffler... 5568 and 8975 Connector

NA-Not Available. NR-Not Required. FL-Remove and Re-Use Old Flange. ● Golden Warehouse. O.E.-Original Equipment.

Airtube Kit [4948] may be required to complete installation. EFI-Electronic Fuel Injection.

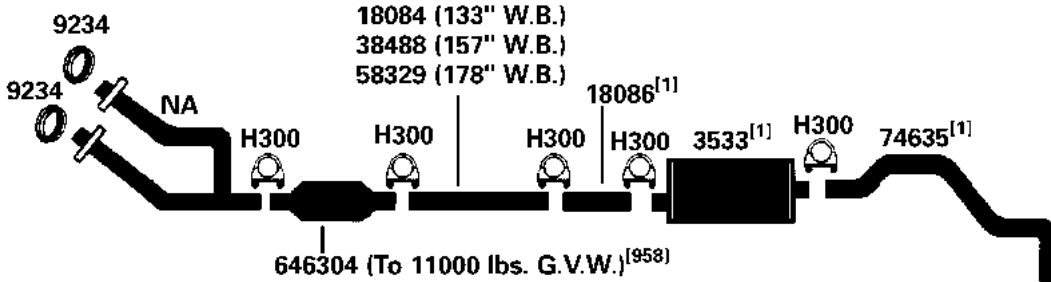
[1] OE system was a welded assembly. It is recommended that all parts noted [1] should be replaced.

[98] Refer to current Catalytic Converter catalog or Website catalog for availability.

[958] Federal & California Emissions. Not For Sale or Use on vehicles licensed in the state of CA & NY (NY vehicles with CA Emissions). Check with your state authority for details.

CHEVROLET P30/3500 SERIES STEPVAN

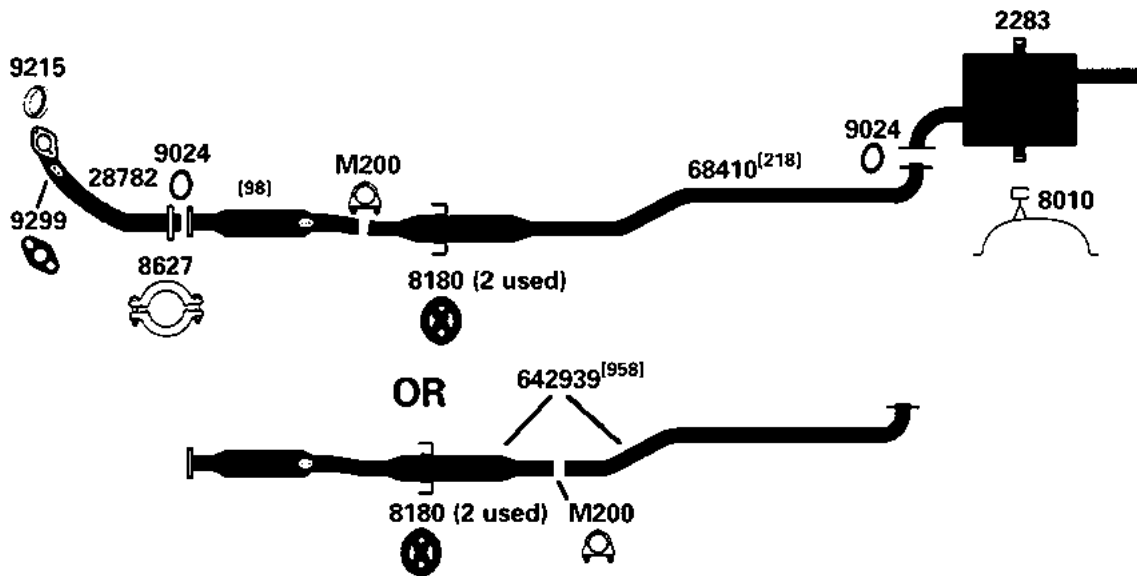
(21412) 1995 6 Cyl. P30/P3500; 133", 157", 178" W.B.; 262 Engine (4.3L); 1 Ton



DIRECT FIT MSL/MAXIMUM Muffler... 700141, UNIVERSAL FIT MSL/MAXIMUM Muffler... 6577, Silentone DIY Muffler... 5568 and 8975 Connector

CHEVROLET PRIZM (see GEO PRIZM for 1997 & earlier)

(100008) 98-02 4 Cyl. Prizm, 1.8L, 16V, DOHC



DIRECT FIT MSL/MAXIMUM Muffler... 700308

NA-Not Available. NR-Not Required. FL-Remove and Re-Use Old Flange. ● Golden Warehouse. O.E.-Original Equipment.

Airtube Kit [4948] may be required to complete installation. EFI-Electronic Fuel Injection.

[1] OE system was a welded assembly. It is recommended that all parts noted [1] should be replaced.

[98] Refer to current Catalytic Converter catalog or Website catalog for availability.

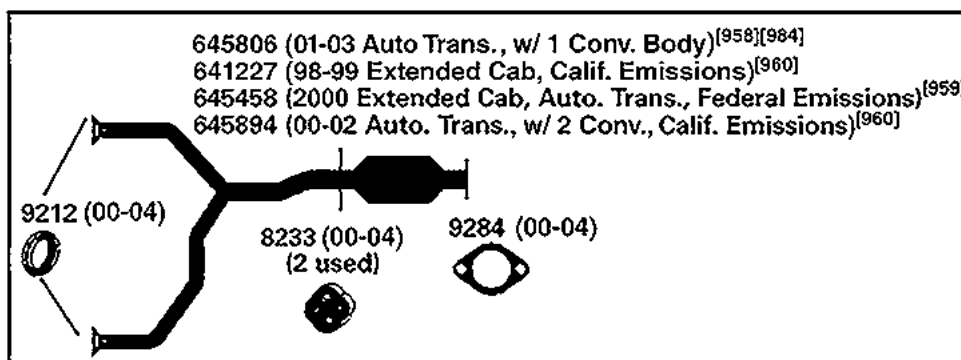
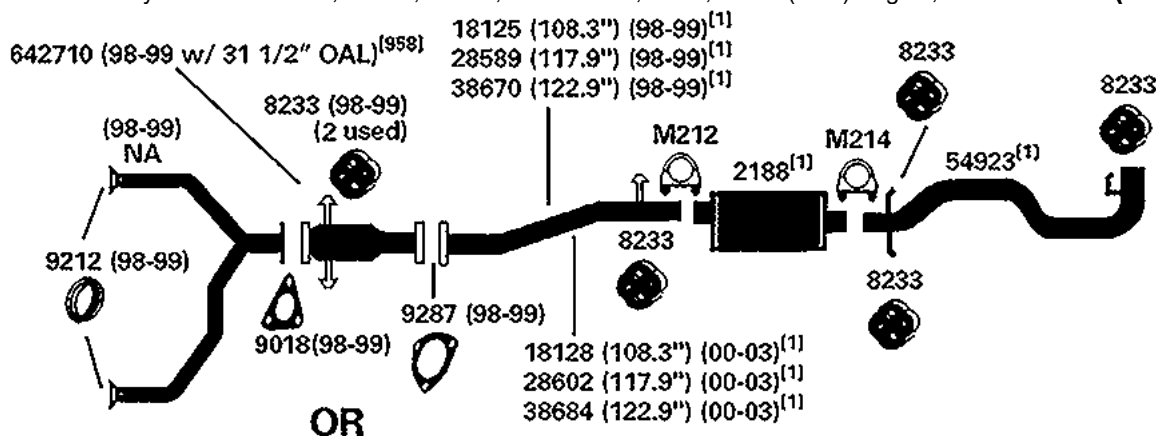
[218] From O.E. resonator inlet weld, measure along pipe 3-3/4" to cut-off.

[958] Federal & California Emissions. Not For Sale or Use on vehicles licensed in the state of CA & NY (NY vehicles with CA Emissions). Check with your state authority for details.

CHEVROLET S10 / GMC S15, SONOMA PICKUP (2WD)

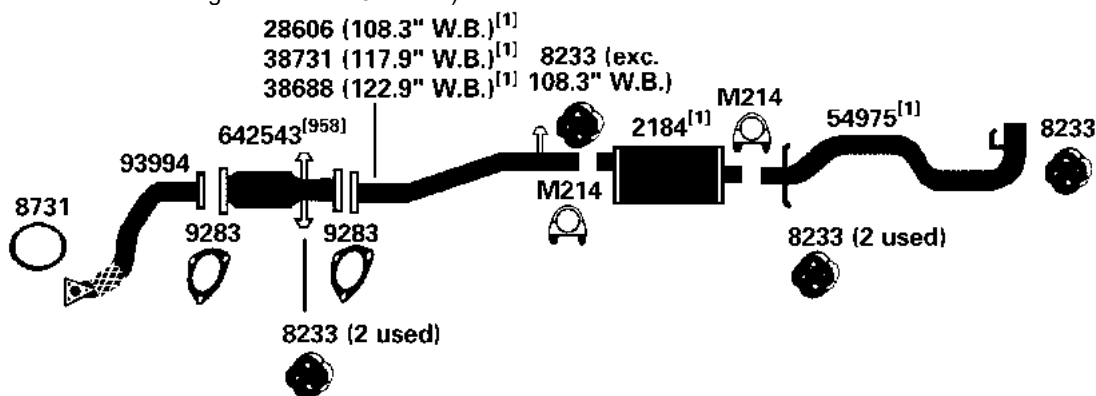
98-04 6 Cyl. S10/S15, 108.3", 117.9", 122.9" W.B., 262X, 262W (4.3L) Engine; 2 W.D.

(100057)



DIRECT FIT MSL/MAXIMUM Muffler... 700376

00-03 4 Cyl. S10/S15; 108.3", 117.9", 122.9" (Extended Cab) W.B.; 2.2L Engine; 2 W.D. (8th Digit of V.I.N is "5" or "H") **(100448)**



DIRECT FIT MSL/MAXIMUM Muffler... 700182, UNIVERSAL FIT MSL/MAXIMUM Muffler... 709014, 709992

NA-Not Available. NR-Not Required. FL-Remove and Re-Use Old Flange. ● Golden Warehouse. O.E.-Original Equipment.
Airtube Kit [4948] may be required to complete installation. EFI-Electronic Fuel Injection.

[1] OE system was a welded assembly. It is recommended that all parts noted [1] should be replaced.

[958] Federal & California Emissions. Not For Sale or Use on vehicles licensed in the state of CA & NY (NY vehicles with CA Emissions). Check with your state authority for details.

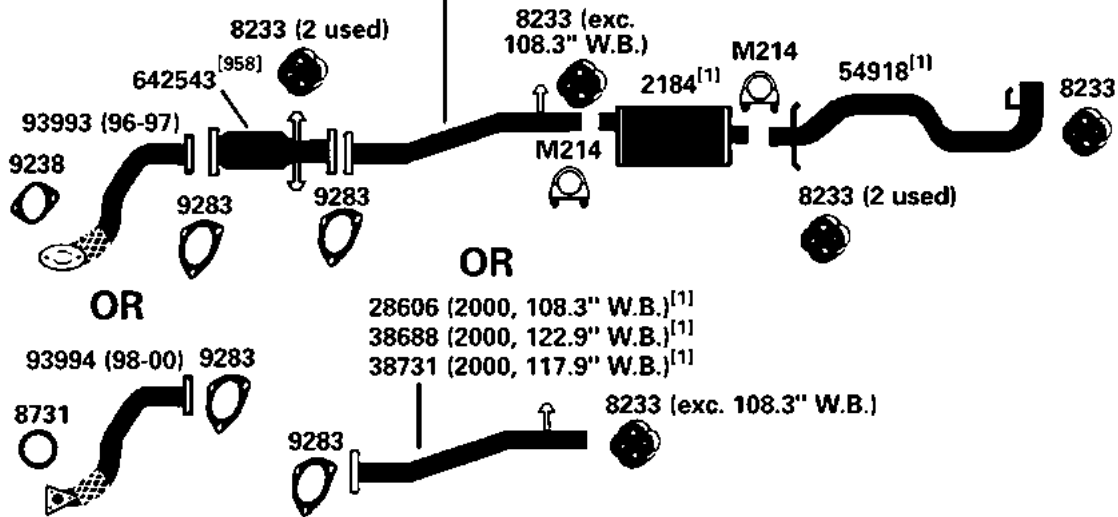
[959] Federal Emissions. Not For Sale or Use on vehicles licensed in the state of CA. Check with your state authority.

[960] California Emissions. Not For Sale or Use on vehicles licensed in the state of CA & NY. Check with your state authority.

[984] Aftermarket is a 2 Piece Design.

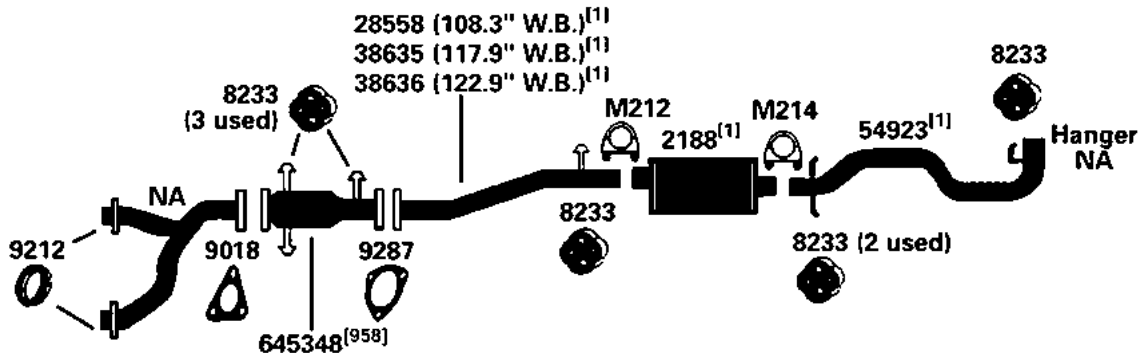
CHEVROLET S10 / GMC S15, SONOMA PICKUP (2WD)

(20127) 96-00 4 Cyl. S10/S15; 108.3", 117.9", 122.9" (Extended Cab) W.B.; 2.2L Engine; 2 W.D. (8th Digit of V.I.N is "4")
 28559 (96-99, 108.3" W.B.)^[1]
 38637 (96-99, 117.9" W.B.)^[1]
 38638 (96-99, 122.9" W.B.)^[1]



DIRECT FIT MSL/MAXIMUM Muffler... 700182, UNIVERSAL FIT MSL/MAXIMUM Muffler... 709014, 709992

(20129) 1997 6 Cyl. S10/S15, 108.3", 117.9", 122.9" W.B., 262X, 262W (4.3L) Engine, 2 W.D.



DIRECT FIT MSL/MAXIMUM Muffler... 700376

NA-Not Available. NR-Not Required. FL-Remove and Re-Use Old Flange. ● Golden Warehouse. O.E.-Original Equipment.

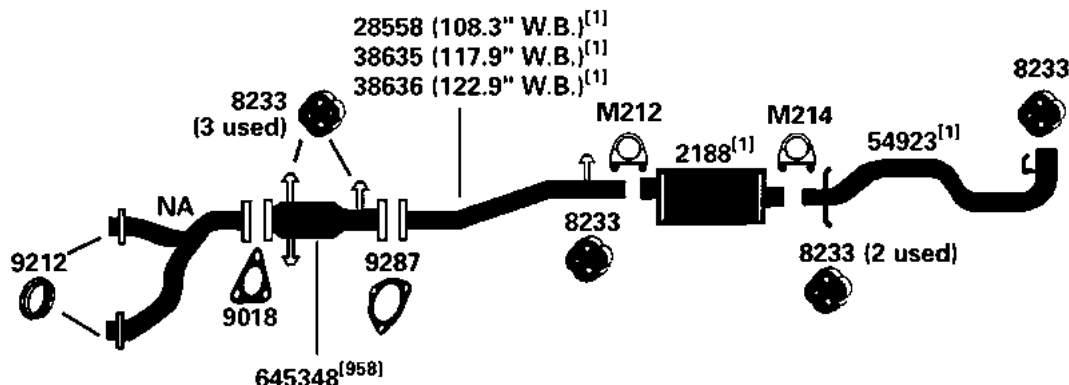
Airtube Kit [4948] may be required to complete installation. EFI-Electronic Fuel Injection.

^[1] OE system was a welded assembly. It is recommended that all parts noted [1] should be replaced.

^[958] Federal & California Emissions. Not For Sale or Use on vehicles licensed in the state of CA & NY (NY vehicles with CA Emissions). Check with your state authority for details.

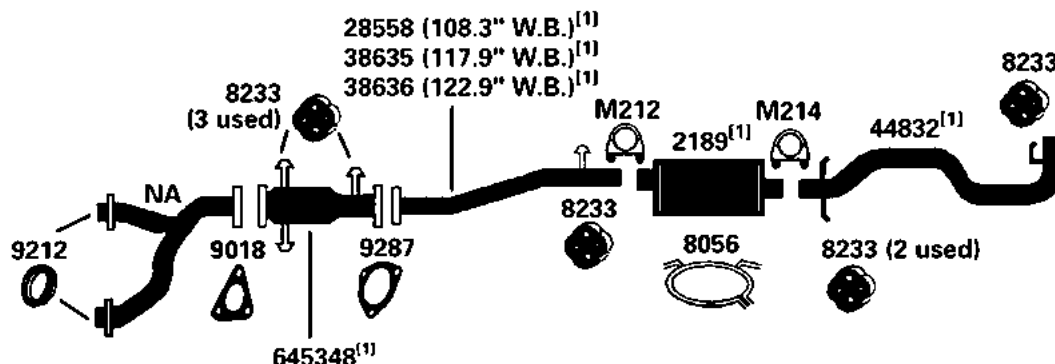
CHEVROLET S10 / GMC S15, SONOMA PICKUP (2WD)

1996 6 Cyl. S10/S15, 108.3", 117.9", 122.9" W.B., 262X, 262W (4.3L) Engine, Manual Trans. (100056)
2 W.D.



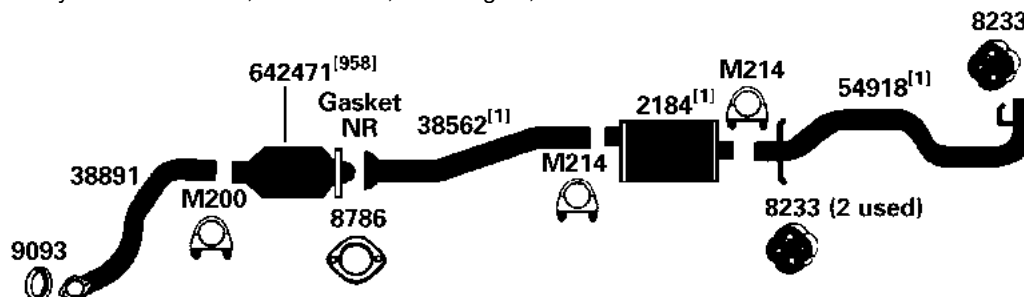
DIRECT FIT MSL/MAXIMUM Muffler... 700376

1996 6 Cyl. S10/S15, 108.3", 117.9", 122.9" W.B., 262X, 262W (4.3L) Engine, Auto Trans.; 2 (20130)
W.D.



DIRECT FIT MSL/MAXIMUM Muffler... 700381

1995 4 Cyl. S10/S15, 108.3" W.B., 2.2L Engine, 2 W.D. (20126)



DIRECT FIT MSL/MAXIMUM Muffler... 700182, UNIVERSAL FIT MSL/MAXIMUM Muffler... 709014, 709992

NA-Not Available. NR-Not Required. FL-Remove and Re-Use Old Flange. ● Golden Warehouse. O.E.-Original Equipment.

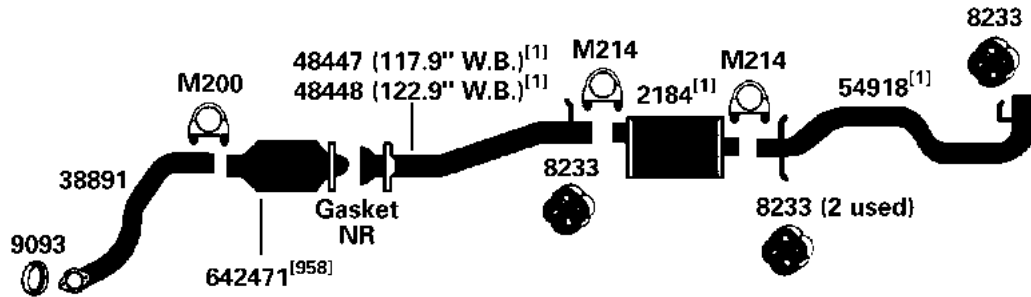
Airtube Kit [4948] may be required to complete installation. EFI-Electronic Fuel Injection.

[1] OE system was a welded assembly. It is recommended that all parts noted [1] should be replaced.

[958] Federal & California Emissions. Not For Sale or Use on vehicles licensed in the state of CA & NY (NY vehicles with CA Emissions). Check with your state authority for details.

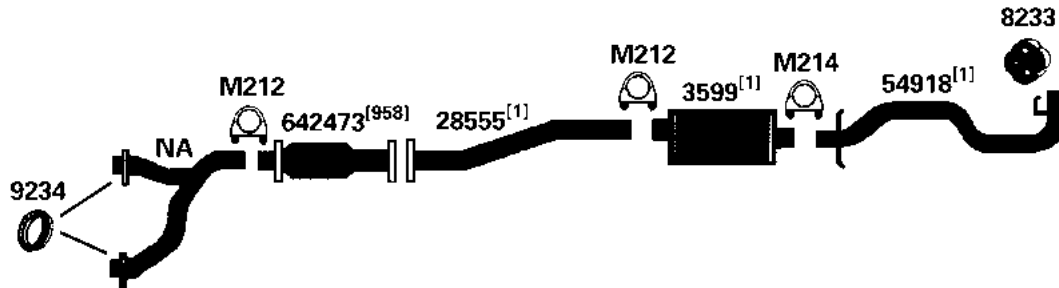
CHEVROLET S10 / GMC S15, SONOMA PICKUP (2WD)

(20125) 1995 4 Cyl. S10/S15; 117.9", 122.9" (Extended cab) W.B., 2.2L Engine; 2 W.D.



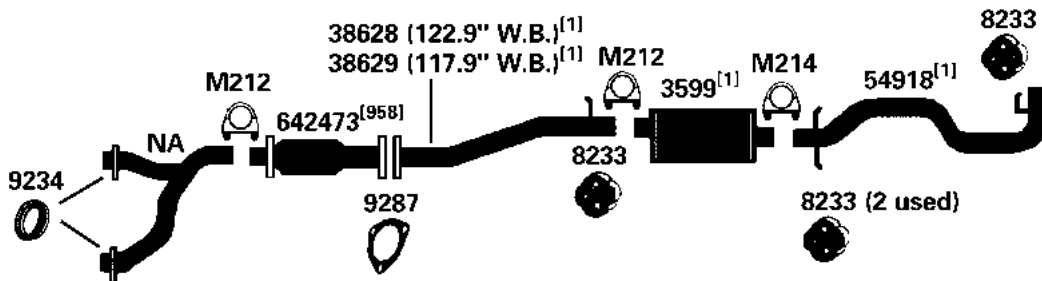
DIRECT FIT MSL/MAXIMUM Muffler... 700182, UNIVERSAL FIT MSL/MAXIMUM Muffler... 709014, 709992

(20124) 1995 6 Cyl. S10/S15; 108.3" W.B.; 262Z, 262W (4.3L) Engine; 2 W.D.



DIRECT FIT MSL/MAXIMUM Muffler... 700020, Silentone DIY Muffler... 5561

(20123) 1995 6 Cyl. S10/S15; 117.9", 122.9" (Extended Cab) W.B.; 262Z, 262W, 4.3L Engine; 2 W.D.



DIRECT FIT MSL/MAXIMUM Muffler... 700020, Silentone DIY Muffler... 5561

NA-Not Available. NR-Not Required. FL-Remove and Re-Use Old Flange. ● Golden Warehouse. O.E.-Original Equipment.

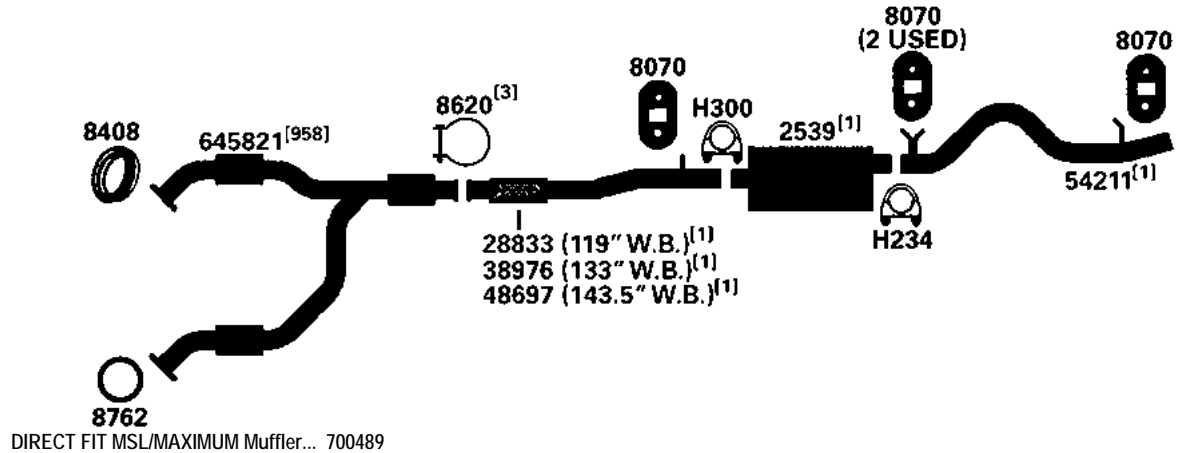
Airtube Kit [4948] may be required to complete installation. EFI-Electronic Fuel Injection.

[1] OE system was a welded assembly. It is recommended that all parts noted [1] should be replaced.

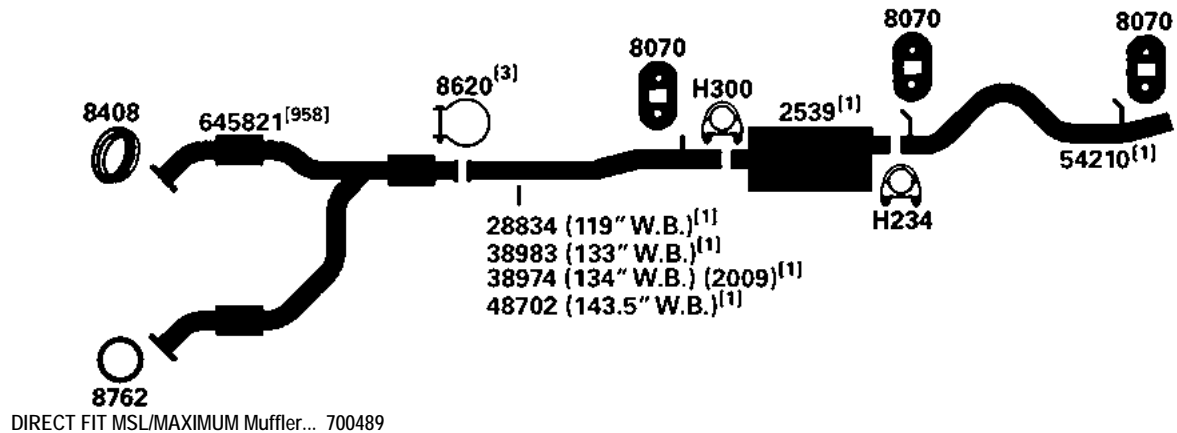
[958] Federal & California Emissions. Not For Sale or Use on vehicles licensed in the state of CA & NY (NY vehicles with CA Emissions). Check with your state authority for details.

CHEVROLET SILVERADO / GMC SIERRA 1500 SERIES 2WD PICKUP

09-13 6 Cyl. 1500 Silverado/Sierra; 4.3L Engine; 2 WD, 119" W.B., Std. Cab/Short Bed, 133" W.B., Std. Cab/Long Bed, 143" W.B., Ext. Cab/Short Bed (102091)



09-13 8 Cyl. 1500 Silverado/Sierra; 4.8L Engine; 2 WD; 119", 133", 134", 143.5" W.B. (102098)



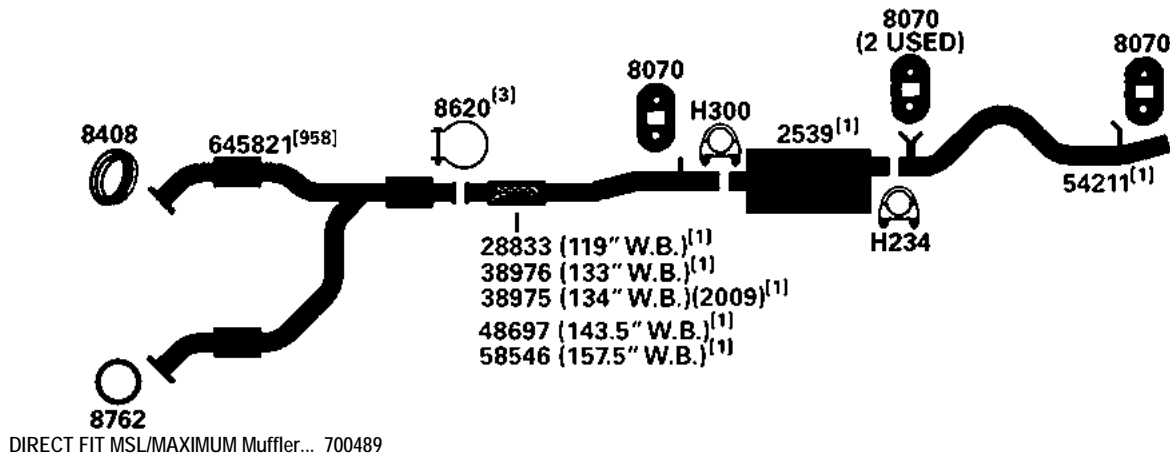
NA-Not Available. NR-Not Required. FL-Remove and Re-Use Old Flange. ● Golden Warehouse. O.E.-Original Equipment.
Airtube Kit [4948] may be required to complete installation. EFI-Electronic Fuel Injection.

- [1] OE system was a welded assembly. It is recommended that all parts noted [1] should be replaced.
[3] Required for installation.

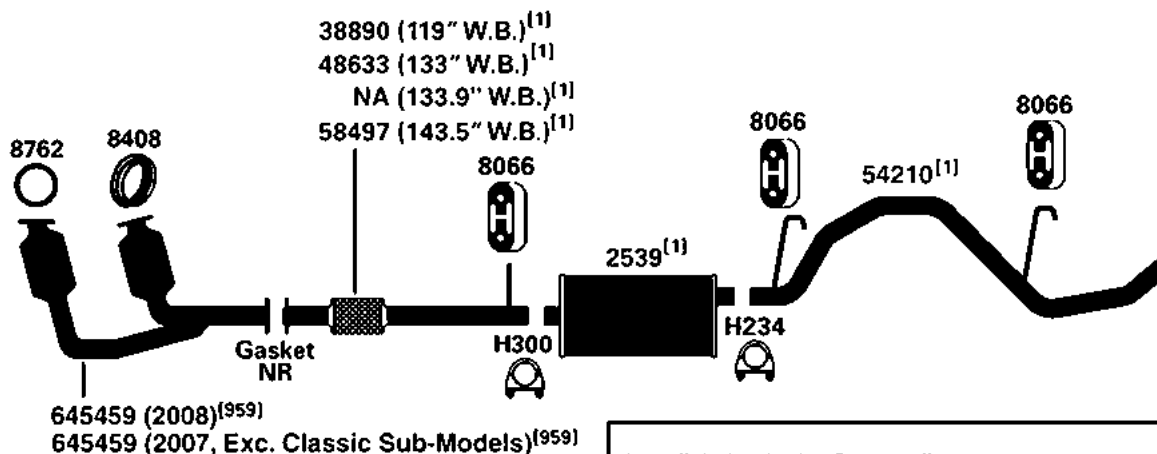
[958] Federal & California Emissions. Not For Sale or Use on vehicles licensed in the state of CA & NY (NY vehicles with CA Emissions). Check with your state authority for details.

CHEVROLET SILVERADO / GMC SIERRA 1500 SERIES 2WD PICKUP

(102097) 09-13 8 Cyl. 1500 Silverado/Sierra; 5.3L Engine; 2WD; 119", 133", 134", 143.5", 157.5" W.B.



(102589) 07-08 6 Cyl. 1500 Silverado/Sierra; 4.3L Engine; 2WD, (Exc. Classic Sub-Models)



DIRECT FIT MSL/MAXIMUM Muffler... 700489

NA-Not Available. NR-Not Required. FL-Remove and Re-Use Old Flange. ● Golden Warehouse. O.E.-Original Equipment.

Airtube Kit [4948] may be required to complete installation. EFI-Electronic Fuel Injection.

[1] OE system was a welded assembly. It is recommended that all parts noted [1] should be replaced.

[3] Required for installation.

[958] Federal & California Emissions. Not For Sale or Use on vehicles licensed in the state of CA & NY (NY vehicles with CA Emissions). Check with your state authority for details.

[959] Federal Emissions. Not For Sale or Use on vehicles licensed in the state of CA. Check with your state authority.

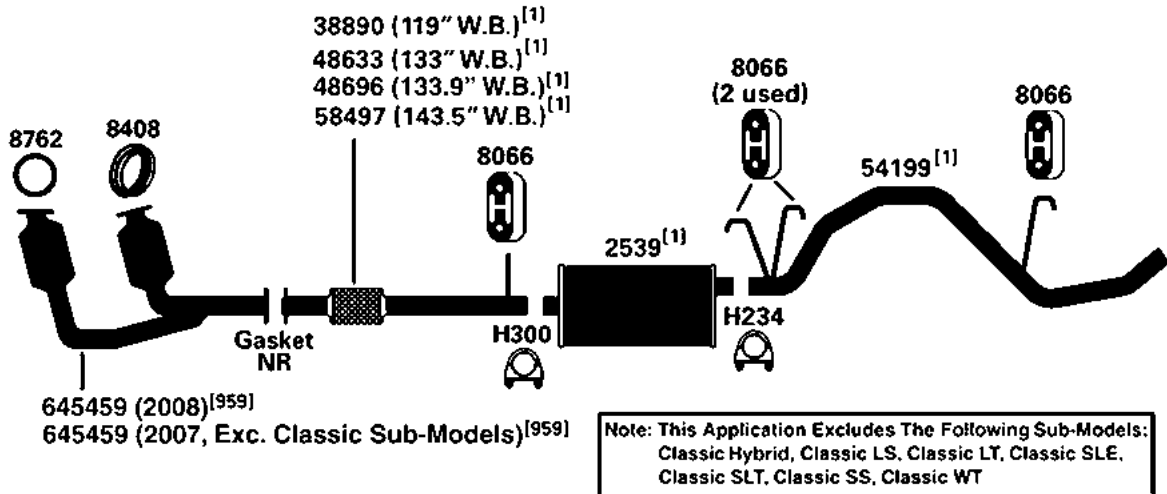
CHEVROLET SILVERADO / GMC SIERRA 1500 SERIES 2WD PICKUP

07-08

8 Cyl.

1500 Silverado/Sierra; 4.8L Engine; 2WD, (Exc. Classic Sub-Models)

(102007)



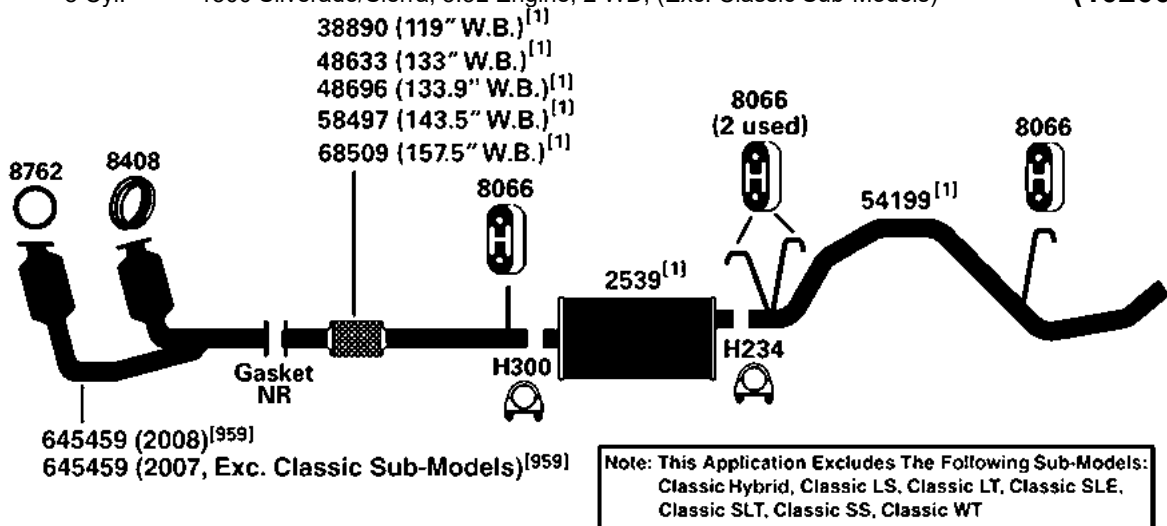
DIRECT FIT MSL/MAXIMUM Muffler... 700489

07-08

8 Cyl.

1500 Silverado/Sierra; 5.3L Engine; 2 WD, (Exc. Classic Sub-Models)

(102009)



DIRECT FIT MSL/MAXIMUM Muffler... 700489

NA-Not Available. NR-Not Required. FL-Remove and Re-Use Old Flange. ● Golden Warehouse. O.E.-Original Equipment.

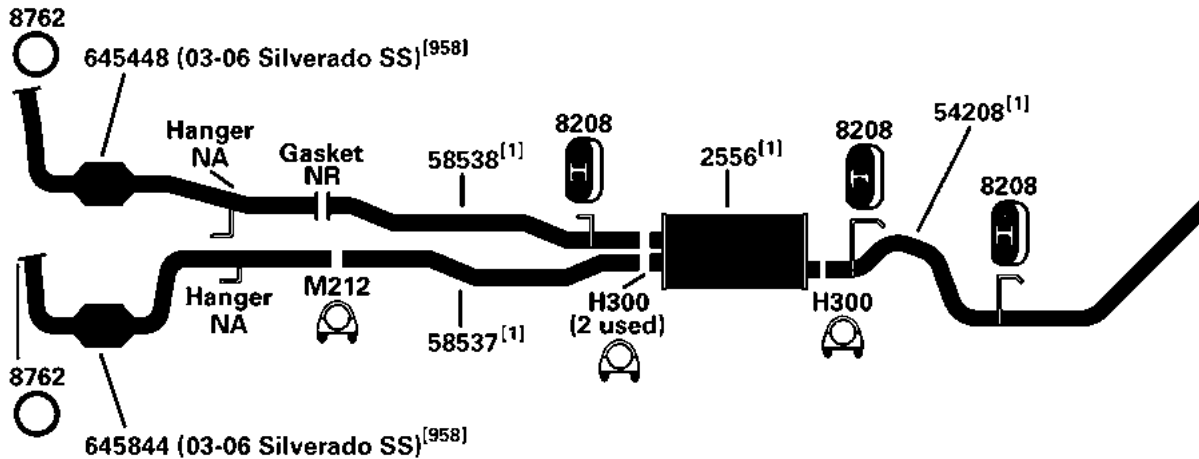
Airtube Kit [4948] may be required to complete installation. EFI-Electronic Fuel Injection.

[1] OE system was a welded assembly. It is recommended that all parts noted [1] should be replaced.

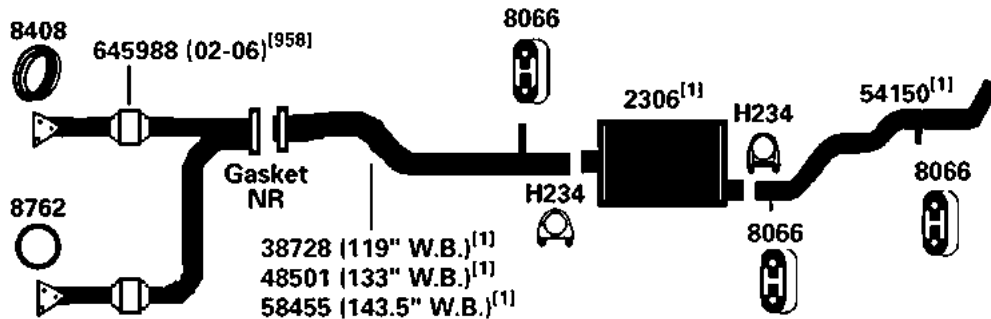
[959] Federal Emissions. Not For Sale or Use on vehicles licensed in the state of CA. Check with your state authority.

CHEVROLET SILVERADO / GMC SIERRA 1500 SERIES 2WD PICKUP

(102052)	2007	8 Cyl.	1500 Silverado/Sierra CLASSIC SERIES; 6.0L Engine; 2 WD, 143.5" W.B. (Exc. HD)
	03-06	8 Cyl.	1500 Silverado/Sierra; 6.0L Engine; 2 W.D., 143.5" W.B., (Exc. HD)



(100370)	2007	6 Cyl.	1500 Silverado/Sierra CLASSIC SERIES; 4.3L Engine; 2 WD, 119" W.B., Std. Cab/Short Bed, 133" W.B., Std. Cab/Long Bed, 143.5" W.B., Ext. Cab/Short Bed
	02-06	6 Cyl.	1500 Silverado/Sierra; 4.3L Engine; 2 WD, 119" W.B., Std. Cab/Short Bed, 133" W.B., Std. Cab/Long Bed, 143.5" W.B., Ext. Cab/Short Bed



DIRECT FIT MSL/MAXIMUM Muffler... 700303

NA-Not Available. NR-Not Required. FL-Remove and Re-Use Old Flange. ● Golden Warehouse. O.E.-Original Equipment.
Airtube Kit [4948] may be required to complete installation. EFI-Electronic Fuel Injection.

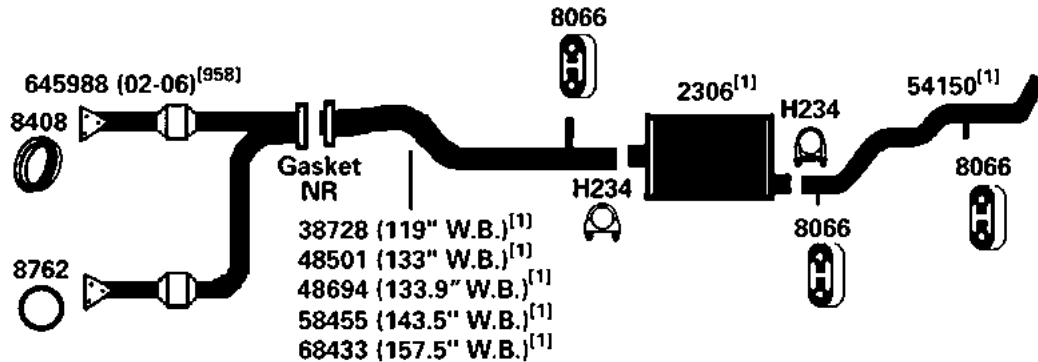
[1] OE system was a welded assembly. It is recommended that all parts noted [1] should be replaced.

[98] Refer to current Catalytic Converter catalog or Website catalog for availability.

[958] Federal & California Emissions. Not For Sale or Use on vehicles licensed in the state of CA & NY (NY vehicles with CA Emissions). Check with your state authority for details.

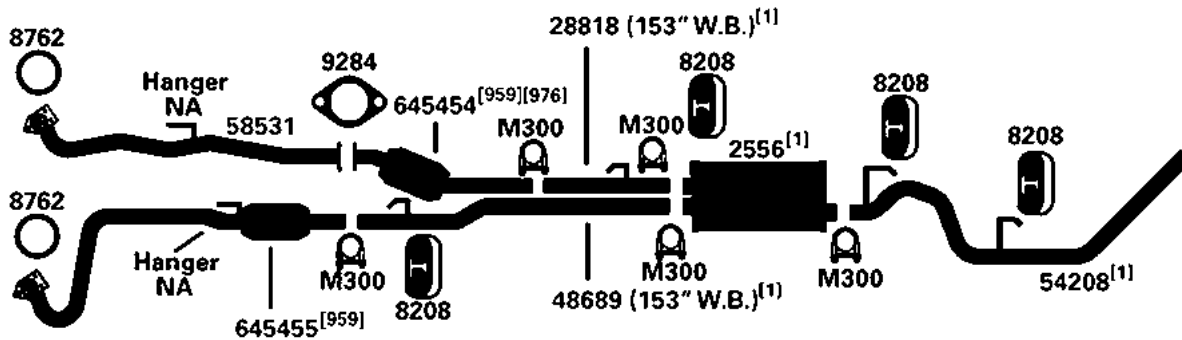
CHEVROLET SILVERADO / GMC SIERRA 1500 SERIES 2WD PICKUP

2007	8 Cyl.	1500 Silverado/Sierra CLASSIC SERIES; 4.8L & 5.3L Engine; 2 WD, 119", 133", 133.9" 143.5" 157.5" W.B. (100367)
02-06	8 Cyl.	1500 Silverado/Sierra; 4.8L & 5.3L Engine; 2 W.D.119", 133", 143.5", 157.5" W.B., 119" W.B. Std. Cab/Short Bed, 133" W.B. Std. Cab/Long Bed, 143.5" W.B. Ext. Cab/Short Bed, 143.5" W.B. Crew Cab/Short Bed, 157.5" W.B. Ext. Cab/Long Bed



DIRECT FIT MSL/MAXIMUM Muffler... 700303

05-06	8 Cyl.	1500 HD Silverado/Sierra; 6.0L Engine; 2WD; 153" W.B. (102095)
02-03	8 Cyl.	1500 HD Silverado/Sierra; 6.0L Engine; 2WD; 153" W.B.



NA-Not Available. NR-Not Required. FL-Remove and Re-Use Old Flange. ● Golden Warehouse. O.E.-Original Equipment.

Airtube Kit [4948] may be required to complete installation. EFI-Electronic Fuel Injection.

[1] OE system was a welded assembly. It is recommended that all parts noted [1] should be replaced.

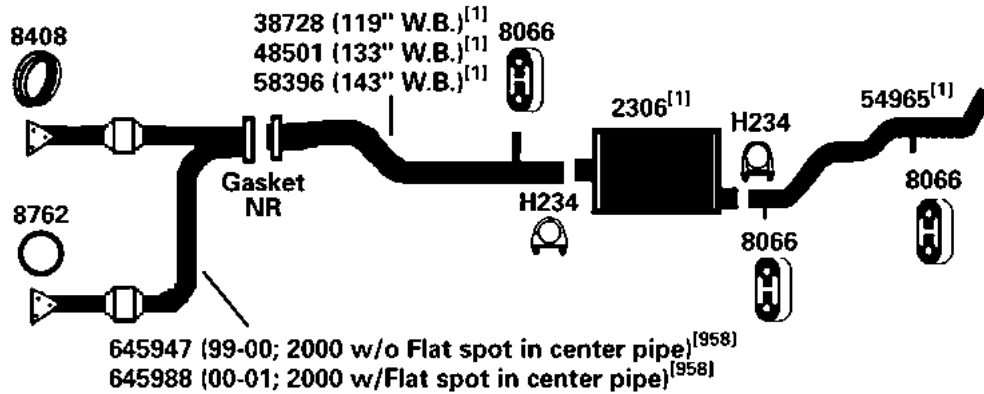
[958] Federal & California Emissions. Not For Sale or Use on vehicles licensed in the state of CA & NY (NY vehicles with CA Emissions). Check with your state authority for details.

[959] Federal Emissions. Not For Sale or Use on vehicles licensed in the state of CA. Check with your state authority.

[976] Cut 9" back from converter outlet end when installing with O.E. Muffler.

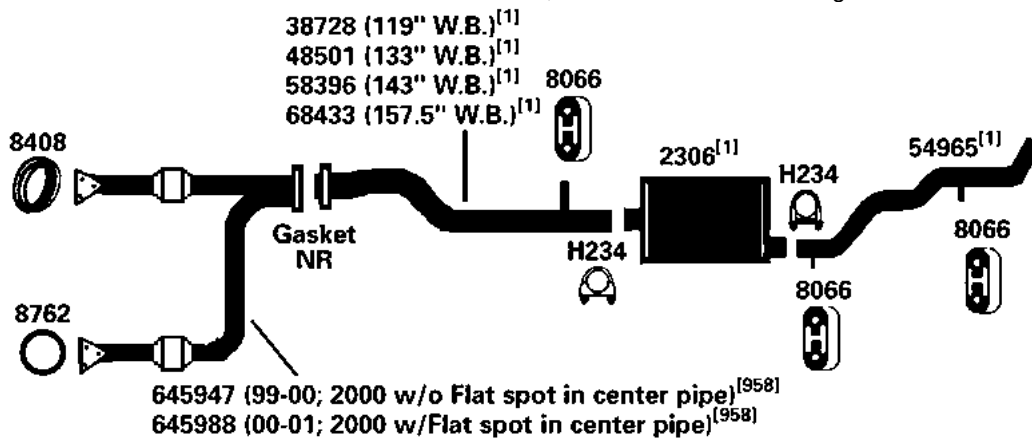
CHEVROLET SILVERADO / GMC SIERRA 1500 SERIES 2WD PICKUP

(100320) 99-01 6 Cyl. 1500 Silverado/Sierra; 4.3L Engine; 2 WD, 119" W.B., Std. Cab/Short Bed, 133" W.B., Std. Cab/Long Bed, 143" W.B., Ext. Cab/Short Bed



DIRECT FIT MSL/MAXIMUM Muffler... 700303

(100226) 99-01 8 Cyl. 1500 Silverado/Sierra; 4.8L & 5.3L Engine; 2 W.D. 119", 133", 143.5", 157.5" W.B., 119" W.B. Std. Cab/Short Bed, 133" W.B. Std. Cab/Long Bed, 143.5" W.B. Ext. Cab/Short Bed, 157.5" W.B. Ext. Cab/Long Bed



DIRECT FIT MSL/MAXIMUM Muffler... 700303

NA-Not Available. NR-Not Required. FL-Remove and Re-Use Old Flange. ● Golden Warehouse. O.E.-Original Equipment.

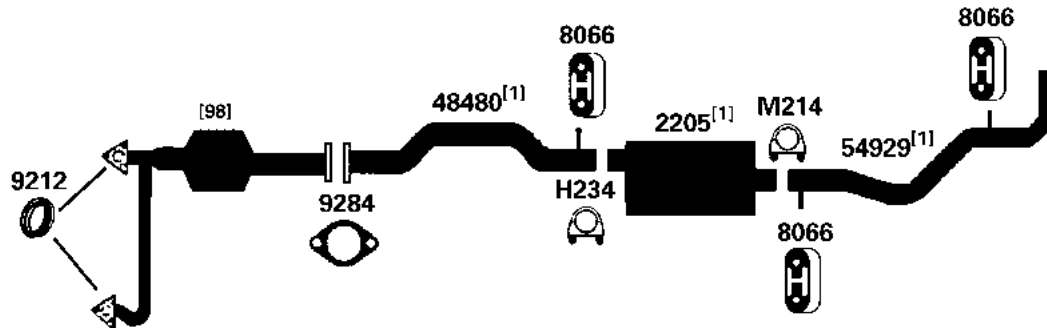
Airtube Kit [4948] may be required to complete installation. EFI-Electronic Fuel Injection.

[1] OE system was a welded assembly. It is recommended that all parts noted [1] should be replaced.

[958] Federal & California Emissions. Not For Sale or Use on vehicles licensed in the state of CA & NY (NY vehicles with CA Emissions). Check with your state authority for details.

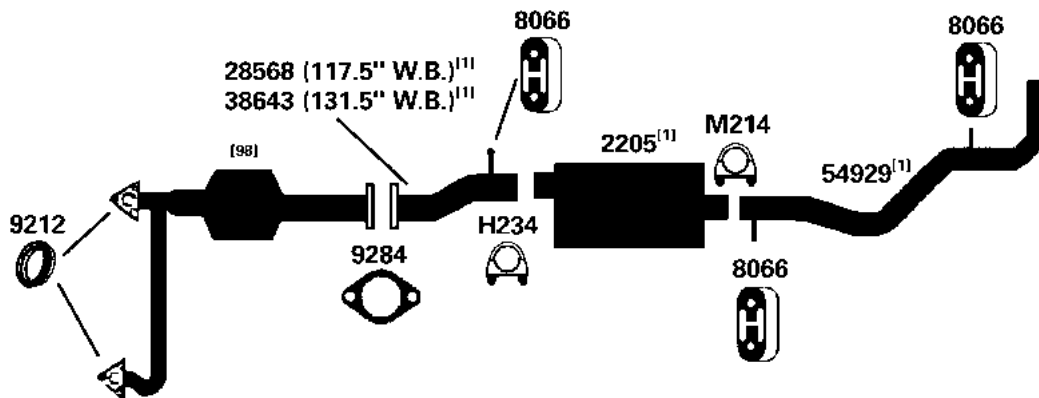
CHEVROLET SILVERADO / GMC SIERRA 1500 SERIES 2WD PICKUP

1999 6 Cyl. 1500 Silverado/Sierra, 4.3L Engine; 141.5" W.B., with One Converter (101935)



DIRECT FIT MSL/MAXIMUM Muffler... 700305

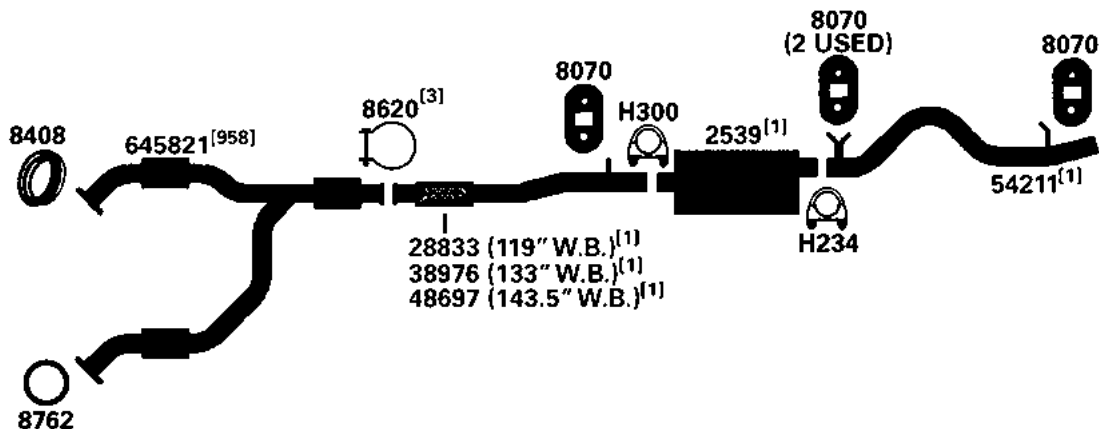
1999 6 Cyl. 1500 Silverado/Sierra, 4.3L Engine; 117.5", 131.5" W.B. with One Converter (101936)



DIRECT FIT MSL/MAXIMUM Muffler... 700305

CHEVROLET SILVERADO / GMC SIERRA 1500 SERIES 4WD PICKUP

09-13 6 Cyl. 1500 Silverado/Sierra; 4.3L Engine; 4 WD, 119" W.B., Std. Cab/Short Bed, 133" W.B., Std. Cab/Long Bed, 143.5" W.B., Ext. Cab/Short Bed (102091)



DIRECT FIT MSL/MAXIMUM Muffler... 700489

NA-Not Available. NR-Not Required. FL-Remove and Re-Use Old Flange. ● Golden Warehouse. O.E.-Original Equipment.
Airtube Kit [4948] may be required to complete installation. EFI-Electronic Fuel Injection.

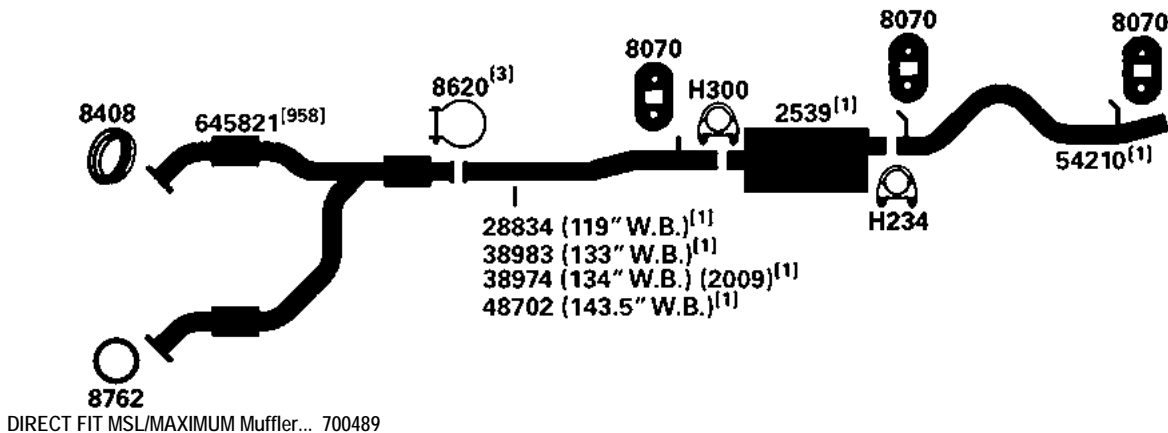
[1] OE system was a welded assembly. It is recommended that all parts noted [1] should be replaced.

[3] Required for installation.

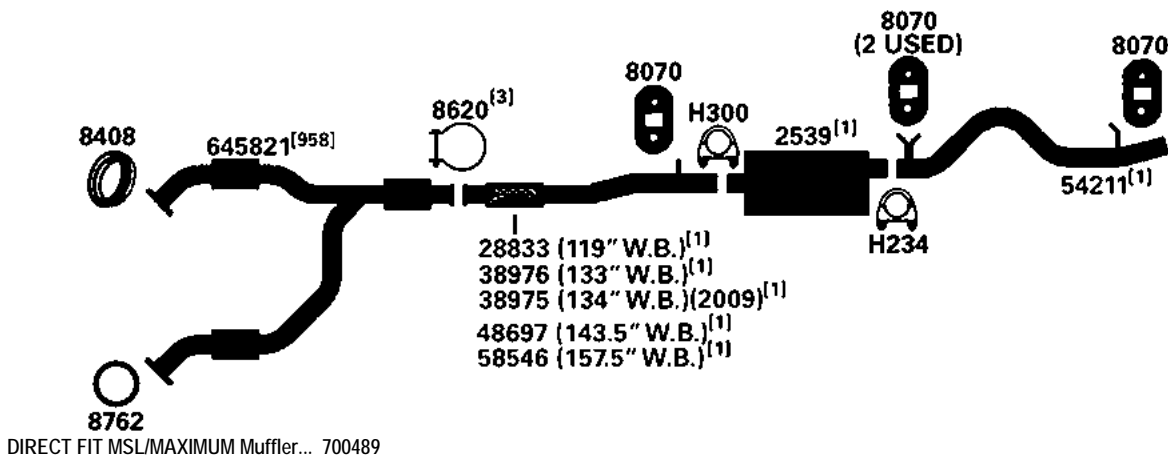
[98] Refer to current Catalytic Converter catalog or Website catalog for availability.
[958] Federal & California Emissions. Not For Sale or Use on vehicles licensed in the state of CA & NY (NY vehicles with CA Emissions). Check with your state authority for details.

CHEVROLET SILVERADO / GMC SIERRA 1500 SERIES 4WD PICKUP

(102098) 09-13 8 Cyl. 1500 Silverado/Sierra; 4.8L Engine; 4WD; 119", 133", 134", 143.5" W.B.



(102097) 09-13 8 Cyl. 1500 Silverado/Sierra; 5.3L Engine; 4WD; 119", 133", 134", 143.5", 157.5" W.B.



NA-Not Available. NR-Not Required. FL-Remove and Re-Use Old Flange. ● Golden Warehouse. O.E.-Original Equipment.

Airtube Kit [4948] may be required to complete installation. EFI-Electronic Fuel Injection.

[1] OE system was a welded assembly. It is recommended that all parts noted [1] should be replaced.

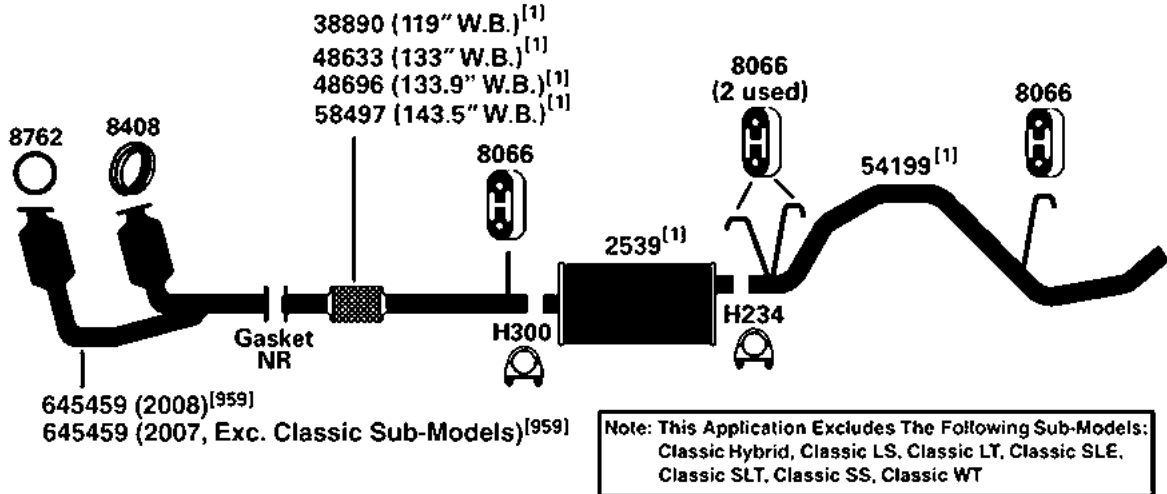
[3] Required for installation.

[958] Federal & California Emissions. Not For Sale or Use on vehicles licensed in the state of CA & NY (NY vehicles with CA Emissions). Check with your state authority for details.

CHEVROLET SILVERADO / GMC SIERRA 1500 SERIES 4WD PICKUP

07-08 8 Cyl. 1500 Silverado/Sierra; 4.8L Engine; 4WD, (Exc. Classic Sub-Models)

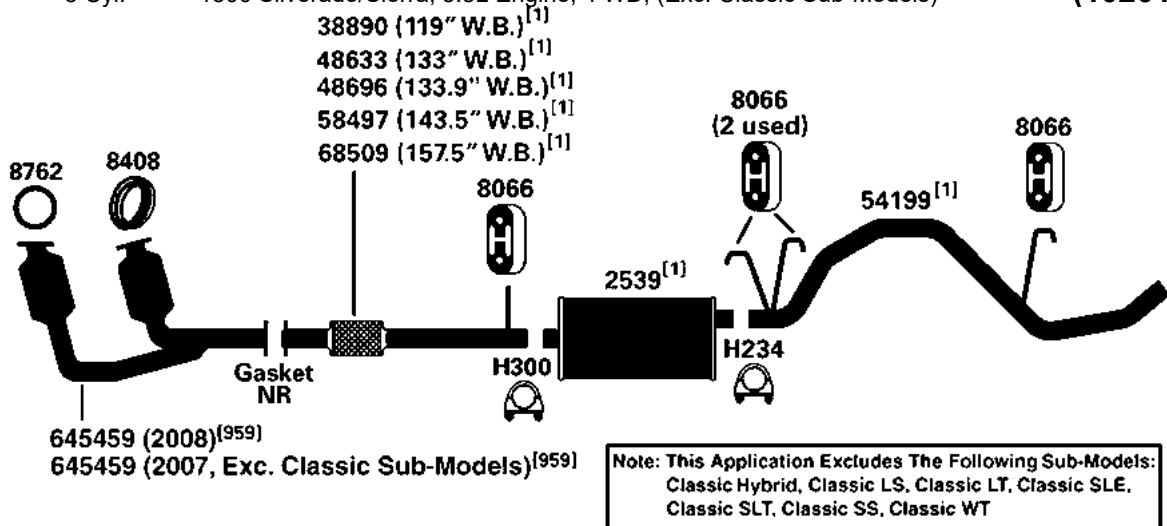
(102008)



DIRECT FIT MSL/MAXIMUM Muffler... 700489

07-08 8 Cyl. 1500 Silverado/Sierra; 5.3L Engine; 4 WD, (Exc. Classic Sub-Models)

(102010)



DIRECT FIT MSL/MAXIMUM Muffler... 700489

NA-Not Available. NR-Not Required. FL-Remove and Re-Use Old Flange. ● Golden Warehouse. O.E.-Original Equipment.

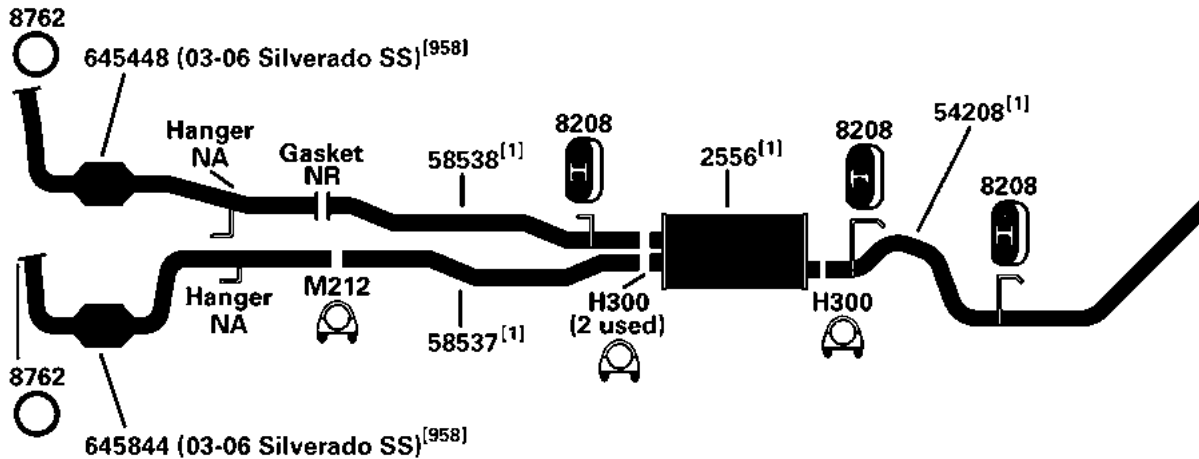
Airtube Kit [4948] may be required to complete installation. EFI-Electronic Fuel Injection.

[1] OE system was a welded assembly. It is recommended that all parts noted [1] should be replaced.

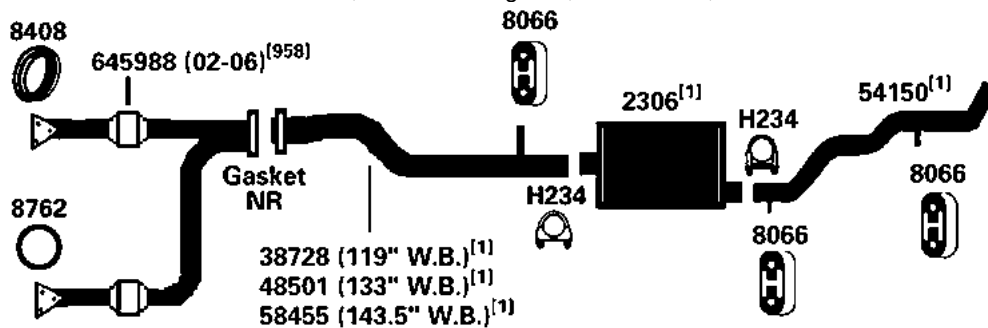
[959] Federal Emissions. Not For Sale or Use on vehicles licensed in the state of CA. Check with your state authority.

CHEVROLET SILVERADO / GMC SIERRA 1500 SERIES 4WD PICKUP

(102053)	2007	8 Cyl.	1500 Silverado/Sierra CLASSIC SERIES; 6.0L Engine; 4 WD, 143.5" W.B. (Exc. HD)
	03-06	8 Cyl.	1500 Silverado/Sierra; 6.0L Engine; 4 W.D., 143.5" W.B., (Exc. HD)



(100369)	2007	6 Cyl.	1500 Silverado/Sierra CLASSIC SERIES; 4.3L Engine; 4 WD, 119" W.B., Std. Cab/Short Bed, 133" W.B., Std. Cab/Long Bed, 143.5" W.B., Ext. Cab/Short Bed
	02-06	6 Cyl.	1500 Silverado/Sierra; 4.3L Engine; 4 WD, 119" W.B., Std. Cab/Short Bed, 133" W.B., Std. Cab/Long Bed, 143.5" W.B., Ext. Cab/Short Bed



DIRECT FIT MSL/MAXIMUM Muffler... 700303

NA-Not Available. NR-Not Required. FL-Remove and Re-Use Old Flange. ● Golden Warehouse. O.E.-Original Equipment.
Airtube Kit [4948] may be required to complete installation. EFI-Electronic Fuel Injection.

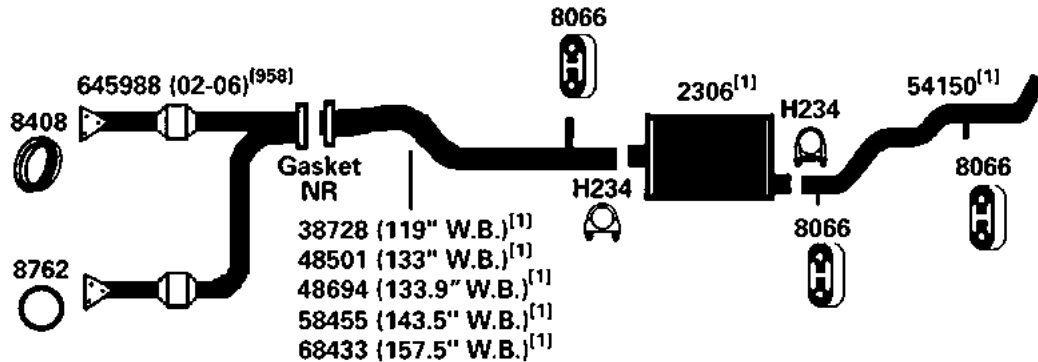
[1] OE system was a welded assembly. It is recommended that all parts noted [1] should be replaced.

[98] Refer to current Catalytic Converter catalog or Website catalog for availability.

[958] Federal & California Emissions. Not For Sale or Use on vehicles licensed in the state of CA & NY (NY vehicles with CA Emissions). Check with your state authority for details.

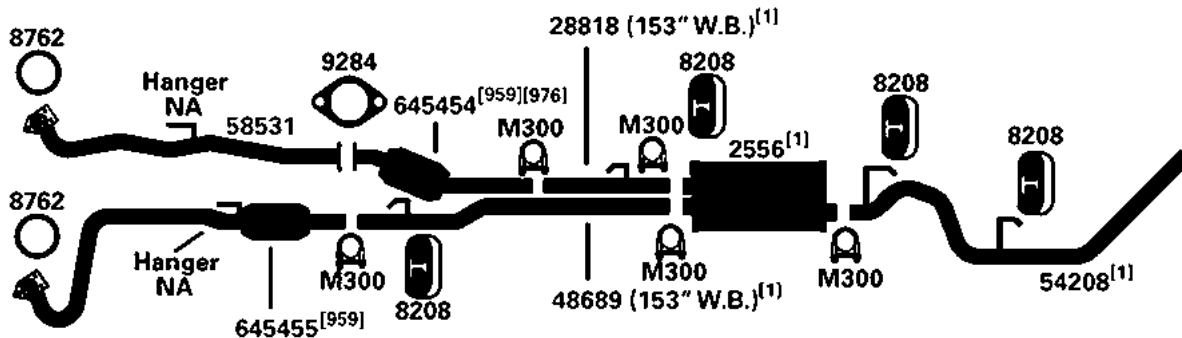
CHEVROLET SILVERADO / GMC SIERRA 1500 SERIES 4WD PICKUP

2007	8 Cyl.	1500 Silverado/Sierra CLASSIC SERIES; 4.8L & 5.3L Engine; 4 WD, 119", 133", 133.9" 143.5" 157.5" W.B. (100368)
02-06	8 Cyl.	1500 Silverado/Sierra; 4.8L & 5.3L Engine; 4 W.D.; 119", 133", 143.5", 157.5" W.B., 119" W.B. Std. Cab/Short Bed, 133" W.B. Std. Cab/Long Bed, 143.5" W.B. Ext. Cab/Short Bed, 143.5" W.B. Crew Cab/Short Bed, 157.5" W.B. Ext. Cab/Long Bed; 1/2 Ton



DIRECT FIT MSL/MAXIMUM Muffler... 700303, 700303

05-06	8 Cyl.	1500 HD Silverado/Sierra; 6.0L Engine; 4WD; 153" W.B. (102095)
02-03	8 Cyl.	1500 HD Silverado/Sierra; 6.0L Engine; 4WD; 153" W.B.



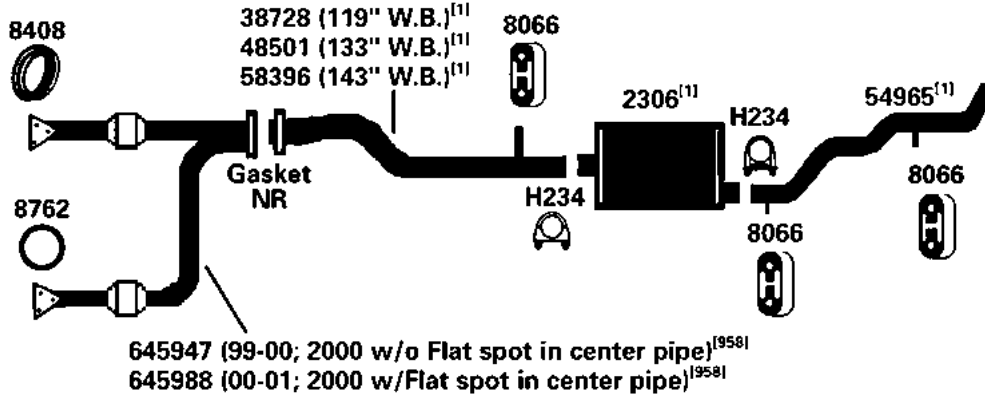
NA-Not Available. NR-Not Required. FL-Remove and Re-Use Old Flange. ● Golden Warehouse. O.E.-Original Equipment.

Airtube Kit [4948] may be required to complete installation. EFI-Electronic Fuel Injection.

- [1] OE system was a welded assembly. It is recommended that all parts noted [1] should be replaced.
- [958] Federal & California Emissions. Not For Sale or Use on vehicles licensed in the state of CA & NY (NY vehicles with CA Emissions). Check with your state authority for details.
- [959] Federal Emissions. Not For Sale or Use on vehicles licensed in the state of CA. Check with your state authority.
- [976] Cut 9" back from converter outlet end when installing with O.E. Muffler.

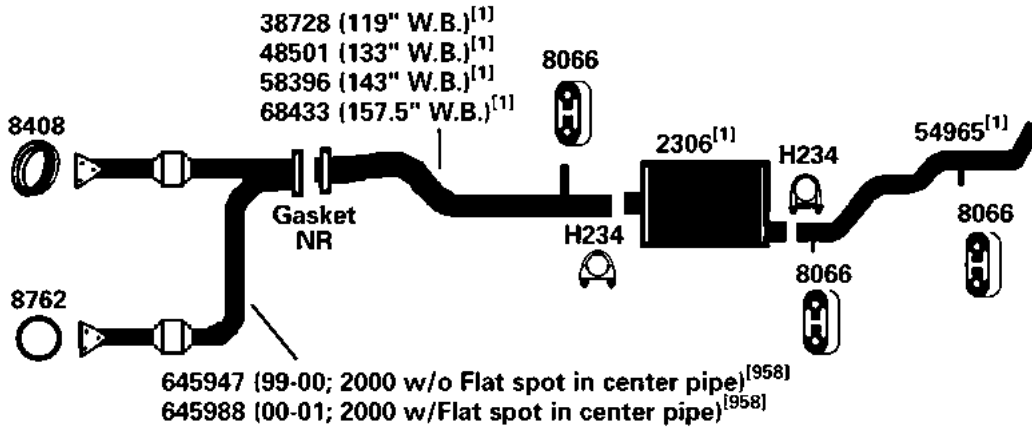
CHEVROLET SILVERADO / GMC SIERRA 1500 SERIES 4WD PICKUP

(100321) 99-01 6 Cyl. 1500 Silverado/Sierra; 4.3L Engine; 4 WD, 119" W.B., Std. Cab/Short Bed, 133" W.B., Std. Cab/Long Bed, 143" W.B., Ext. Cab/Short Bed



DIRECT FIT MSL/MAXIMUM Muffler... 700303

(22045) 99-01 8 Cyl. 1500 Silverado/Sierra; 4.8L & 5.3L Engine; 4 W.D.; 119", 133", 143.5", 157.5" W.B., 119" W.B. Std. Cab/Short Bed, 133" W.B. Std. Cab/Long Bed, 143.5" W.B. Ext. Cab/Short Bed, 157.5" W.B. Ext. Cab/Long Bed; 1/2 Ton



DIRECT FIT MSL/MAXIMUM Muffler... 700303

NA-Not Available. NR-Not Required. FL-Remove and Re-Use Old Flange. ● Golden Warehouse. O.E.-Original Equipment.

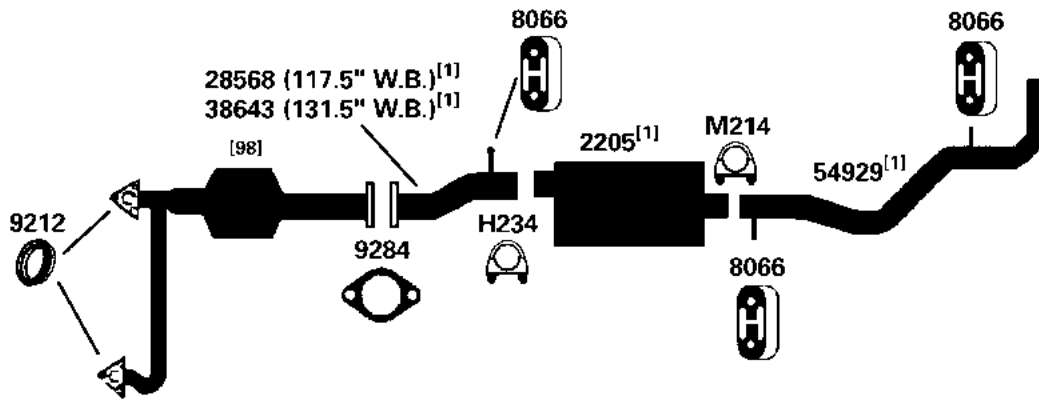
Airtube Kit [4948] may be required to complete installation. EFI-Electronic Fuel Injection.

[1] OE system was a welded assembly. It is recommended that all parts noted [1] should be replaced.

[958] Federal & California Emissions. Not For Sale or Use on vehicles licensed in the state of CA & NY (NY vehicles with CA Emissions). Check with your state authority for details.

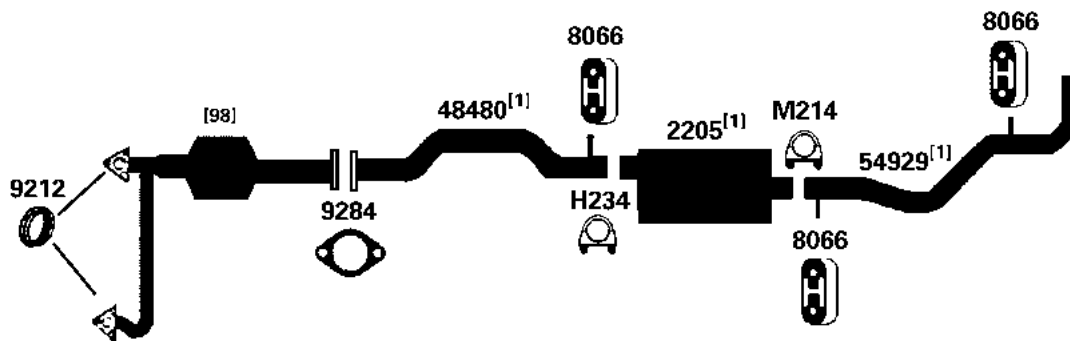
CHEVROLET SILVERADO / GMC SIERRA 1500 SERIES 4WD PICKUP

1999 6 Cyl. 1500 Silverado/Sierra, 4.3L Engine; 117.5", 131.5" W.B. with One Converter (101937)



DIRECT FIT MSL/MAXIMUM Muffler... 700305

1999 6 Cyl. 1500 Silverado/Sierra, 4.3L Engine; 141.5" W.B., with One Converter (101938)



DIRECT FIT MSL/MAXIMUM Muffler... 700305

NA-Not Available. NR-Not Required. FL-Remove and Re-Use Old Flange. ● Golden Warehouse. O.E.-Original Equipment.

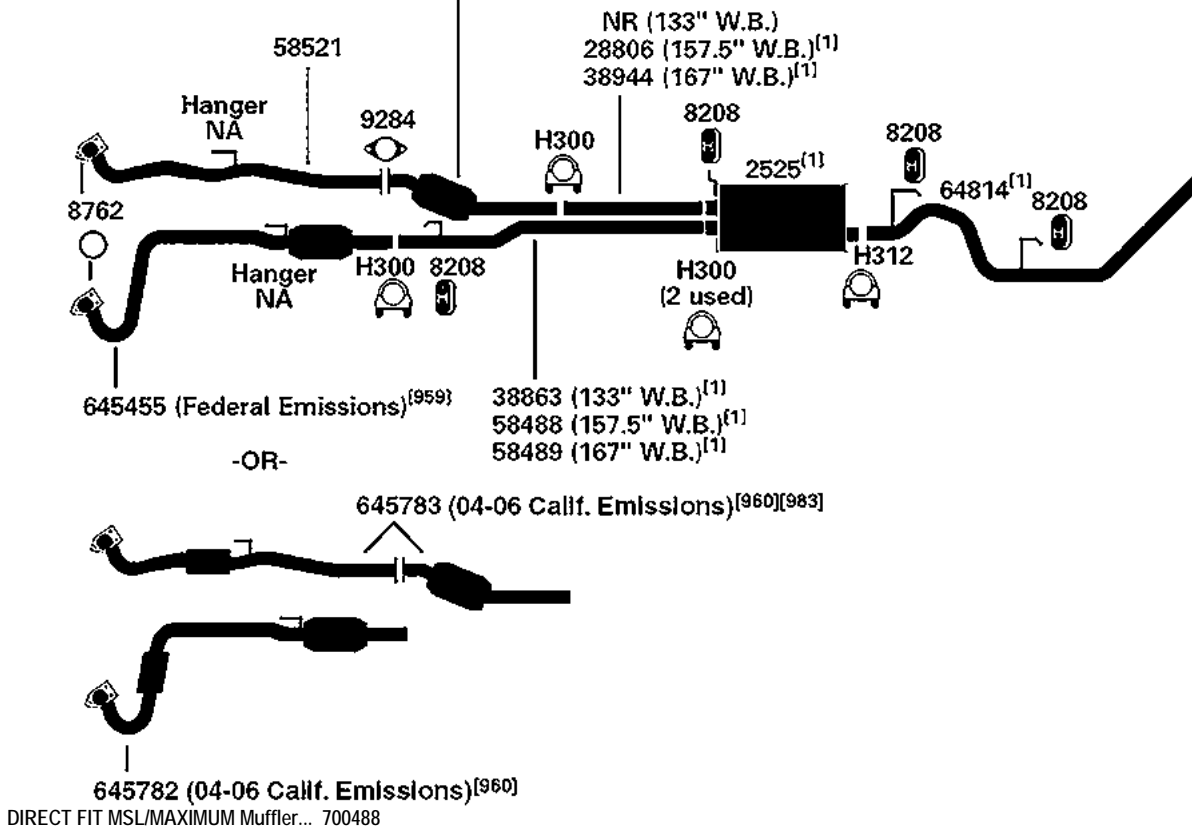
Airtube Kit [4948] may be required to complete installation. EFI-Electronic Fuel Injection.

[1] OE system was a welded assembly. It is recommended that all parts noted [1] should be replaced. [98] Refer to current Catalytic Converter catalog or Website catalog for availability.

CHEVROLET SILVERADO / GMC SIERRA 2500 SERIES 2WD PICKUP

(102594) 2007 8 Cyl. 2500 HD Silverado/Sierra, 6.0L & 8.1L Engine; 2WD; Cab-Chassis; 133", 157.5" & 167" W.B.; CLASSIC Series

645473 (Federal Emissions, 133" W.B.)^[1] [959]
645454 (Federal Emissions, 157.5", 167" W.B.)^[1] [150] [959]



NA-Not Available. NR-Not Required. FL-Remove and Re-Use Old Flange. ● Golden Warehouse. O.E.-Original Equipment.

Airtube Kit [4948] may be required to complete installation. EFI-Electronic Fuel Injection.

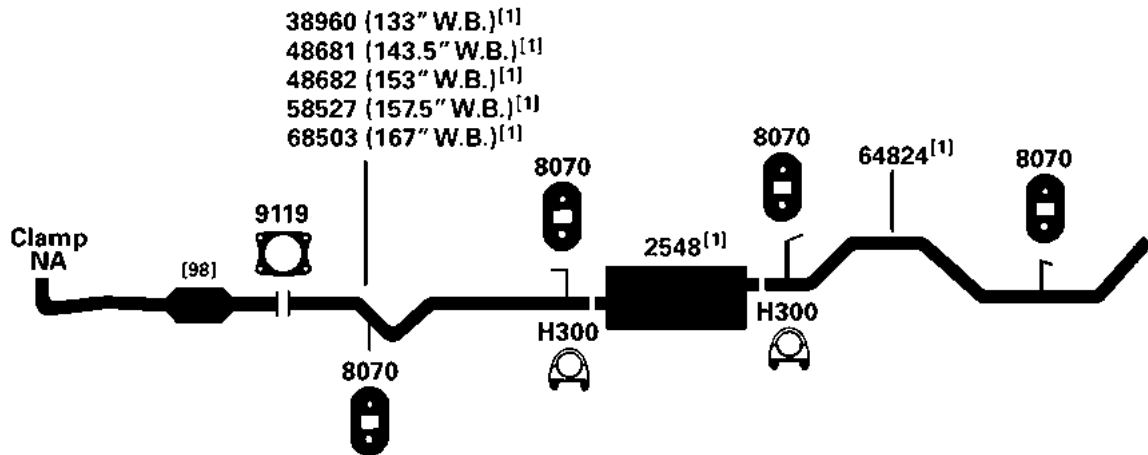
[1] OE system was a welded assembly. It is recommended that all parts noted [1] should be replaced.

[959] Federal Emissions. Not For Sale or Use on vehicles licensed in the state of CA. Check with your state authority.

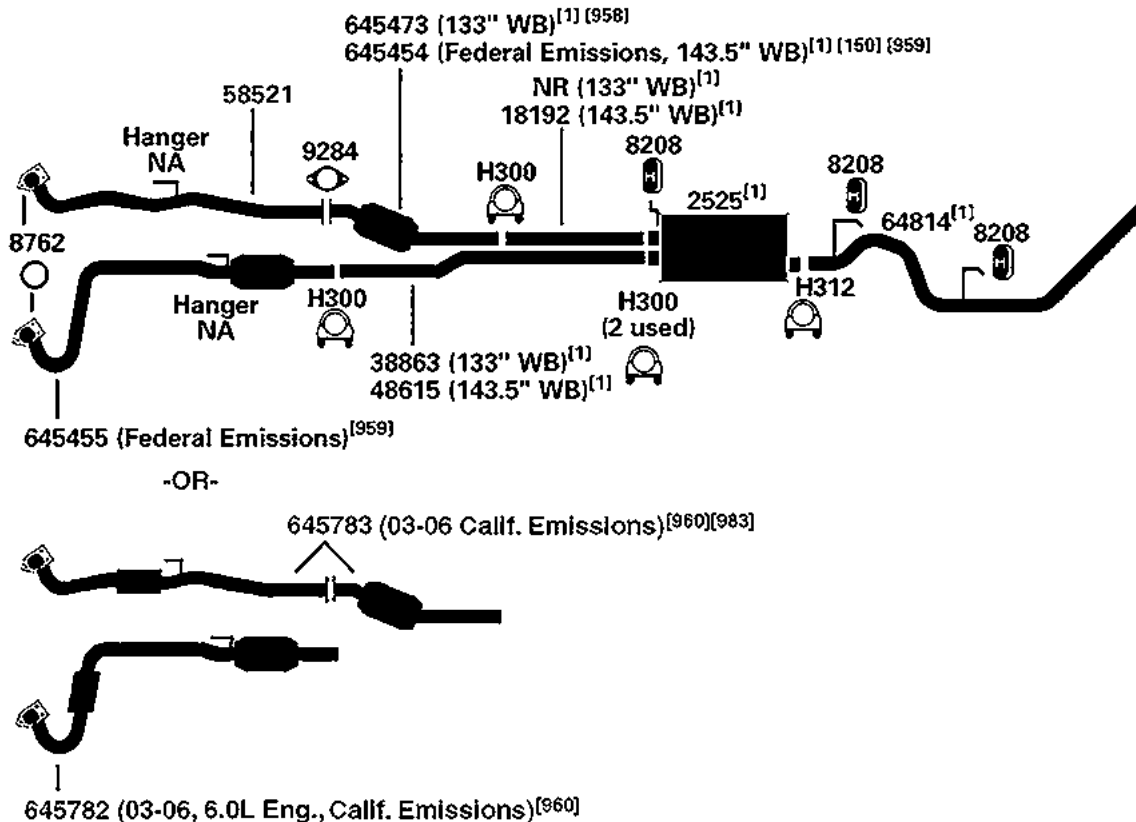
[150] The O.E. system must be cut off 9" behind the converter outlet.

CHEVROLET SILVERADO / GMC SIERRA 2500 SERIES 2WD PICKUP

2007 8 Cyl. 2500 HD Silverado/Sierra, 6.6L Duramax Diesel Engine; 2WD, CLASSIC Series (102021)
 04-06 8 Cyl. 2500 HD Silverado/Sierra, 6.6L Duramax Diesel Engine; 2WD



01-06 8 Cyl. 2500 HD Silverado/Sierra, 6.0L & 8.1L Engine; 2WD, 133", 143.5" WB (101961)



DIRECT FIT MSL/MAXIMUM Muffler... 700488

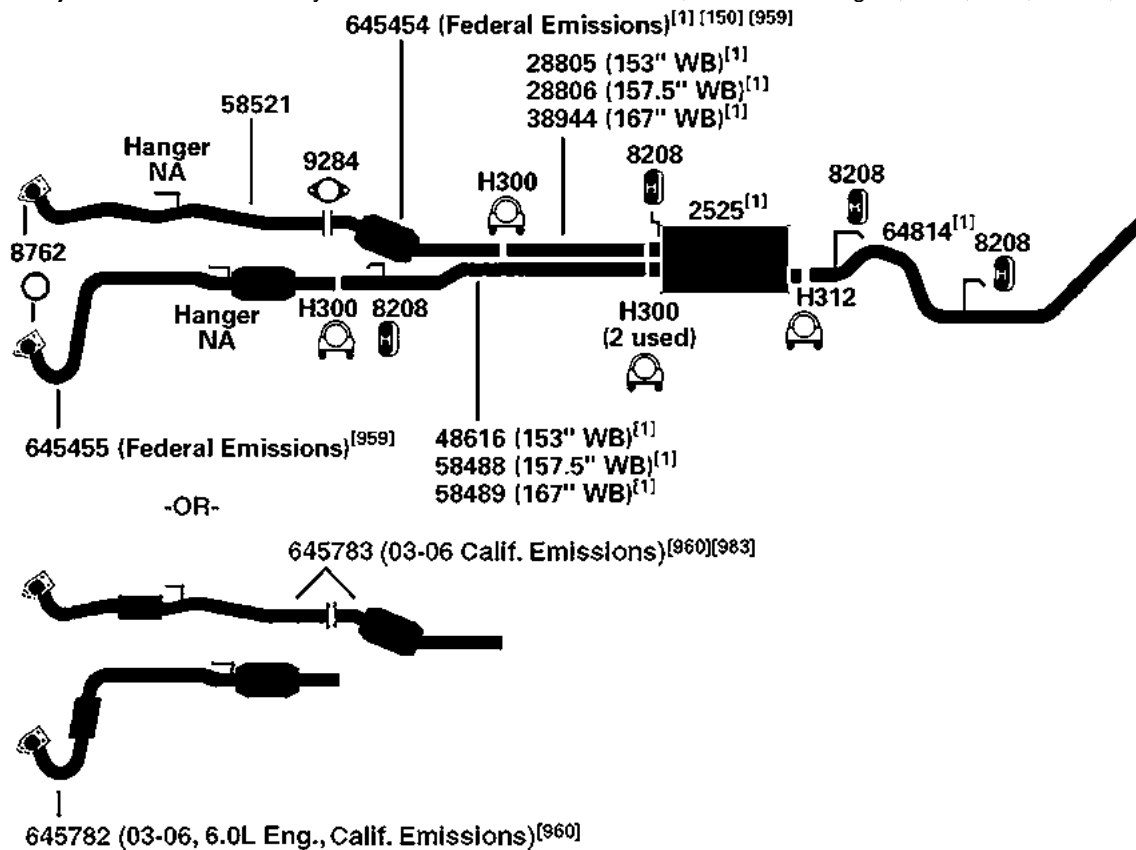
NA-Not Available. NR-Not Required. FL-Remove and Re-Use Old Flange. ● Golden Warehouse. O.E.-Original Equipment.
 # Airtube Kit [4948] may be required to complete installation. EFI-Electronic Fuel Injection.

- [1] OE system was a welded assembly. It is recommended that all parts noted [1] should be replaced.
 [98] Refer to current Catalytic Converter catalog or Website catalog for availability.
 [150] The O.E. system must be cut off 9" behind the converter outlet.
 [958] Federal & California Emissions. Not For Sale or Use on vehicles licensed in the state of CA & NY (NY vehicles with CA Emissions). Check with your state authority for details.
 [959] Federal Emissions. Not For Sale or Use on vehicles licensed in the state of CA.

Check with your state authority.
 [960] California Emissions. Not For Sale or Use on vehicles licensed in the state of CA & NY. Check with your state authority.
 OE system is completely welded. Additional sizing, bushings and cutting may be required.

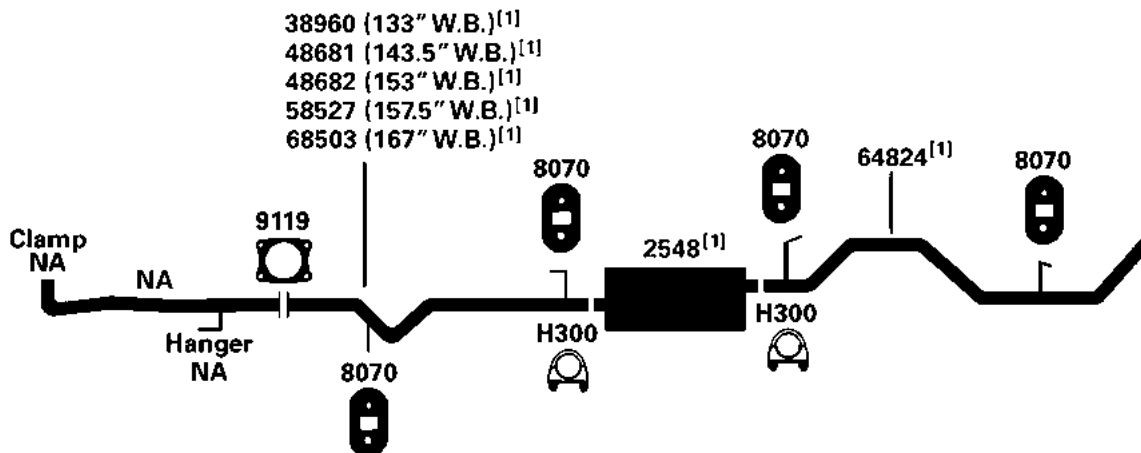
CHEVROLET SILVERADO / GMC SIERRA 2500 SERIES 2WD PICKUP

(101962) 01-06 8 Cyl. 2500 HD Silverado/Sierra, 6.0L & 8.1L Engine; 2WD, 153", 157.5", 167" WB



DIRECT FIT MSL/MAXIMUM Muffler... 700488

(102019) 01-03 8 Cyl. 2500 HD Silverado/Sierra, 6.6L Duramax Diesel Engine; 2WD



NA-Not Available. NR-Not Required. FL-Remove and Re-Use Old Flange. ● Golden Warehouse. O.E.-Original Equipment.

Airtube Kit [4948] may be required to complete installation. EFI-Electronic Fuel Injection.

[1] OE system was a welded assembly. It is recommended that all parts noted [1] should be replaced.

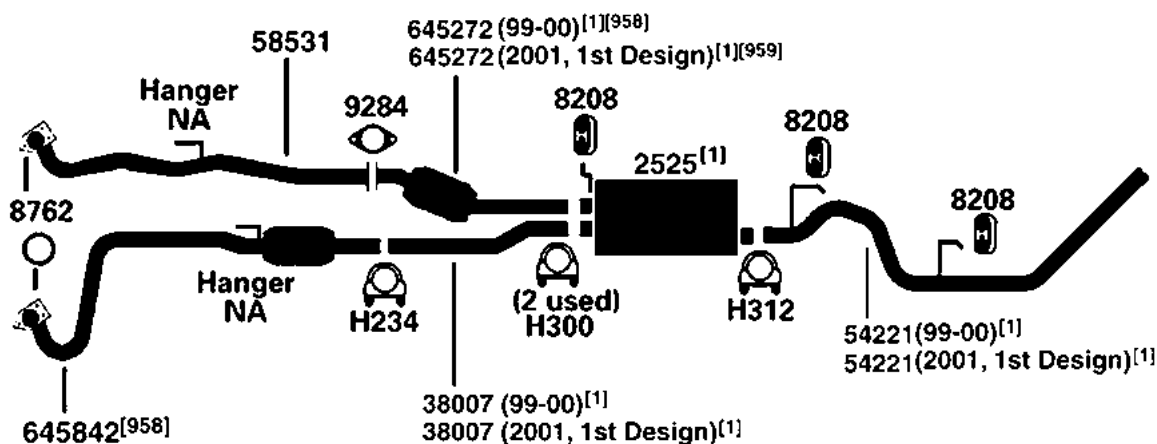
[150] The O.E. system must be cut off 9" behind the converter outlet.

[959] Federal Emissions. Not For Sale or Use on vehicles licensed in the state of CA. Check with your state authority.

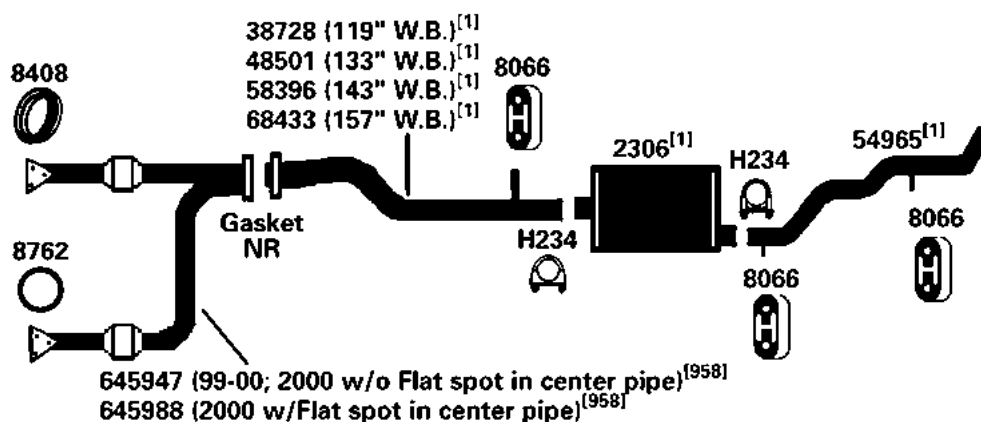
[960] California Emissions. Not For Sale or Use on vehicles licensed in the state of CA & NY. Check with your state authority. OE system is completely welded. Additional sizing, bushings and cutting may be required.

CHEVROLET SILVERADO / GMC SIERRA 2500 SERIES 2WD PICKUP

99-01 8 Cyl. 2500 Silverado/Sierra, 6.0L Engine; 2WD, 143.5" W.B., (Exc. HD Models); (2001 Federal Emissions) **(102632)**



99-00 8 Cyl. 2500 Silverado/Sierra, 5.3L Engine; 2 WD, 119" W.B., Std. Cab/Short Bed, 133" W.B., Std. Cab/Long Bed, 143" W.B. Ext. Cab/Short Bed, 157" W.B. Ext. Cab/Long Bed; 3/4 Ton **(100324)**



DIRECT FIT MSL/MAXIMUM Muffler... 700303

NA-Not Available. NR-Not Required. FL-Remove and Re-Use Old Flange. ● Golden Warehouse. O.E.-Original Equipment.

Airtube Kit [4948] may be required to complete installation. EFI-Electronic Fuel Injection.

[1] OE system was a welded assembly. It is recommended that all parts noted [1] should be replaced.

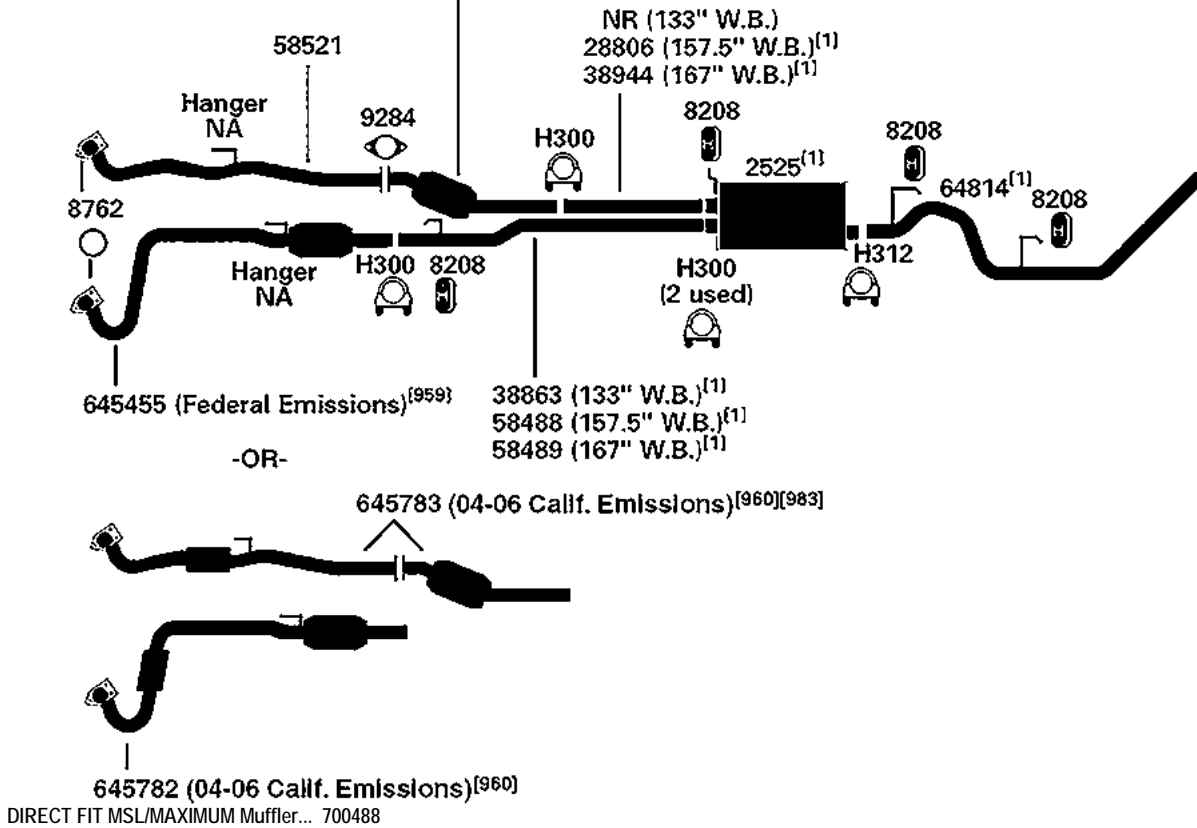
[958] Federal & California Emissions. Not For Sale or Use on vehicles licensed in the state of CA & NY (NY vehicles with CA Emissions). Check with your state authority for details.

[959] Federal Emissions. Not For Sale or Use on vehicles licensed in the state of CA. Check with your state authority.

CHEVROLET SILVERADO / GMC SIERRA 2500 SERIES 4WD PICKUP

(102594) 2007 8 Cyl. 2500 HD Silverado/Sierra, 6.0L & 8.1L Engine; 4WD; Cab-Chassis; 133", 157.5" & 167" W.B.; CLASSIC Series

645473 (Federal Emissions, 133" W.B.)^[1] [959]
645454 (Federal Emissions, 157.5", 167" W.B.)^[1] [150] [959]



NA-Not Available. NR-Not Required. FL-Remove and Re-Use Old Flange. ● Golden Warehouse. O.E.-Original Equipment.

Airtube Kit [4948] may be required to complete installation. EFI-Electronic Fuel Injection.

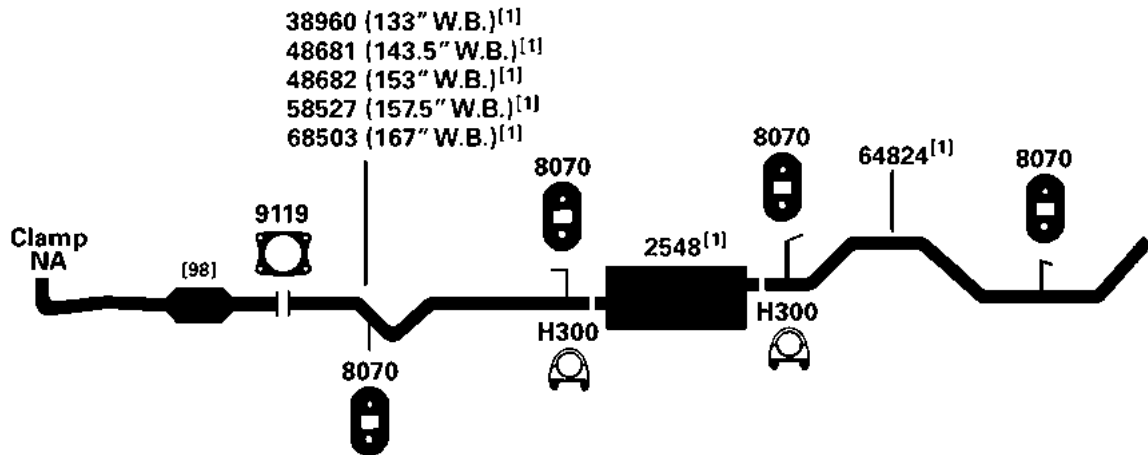
[1] OE system was a welded assembly. It is recommended that all parts noted [1] should be replaced.

[150] The O.E. system must be cut off 9" behind the converter outlet.

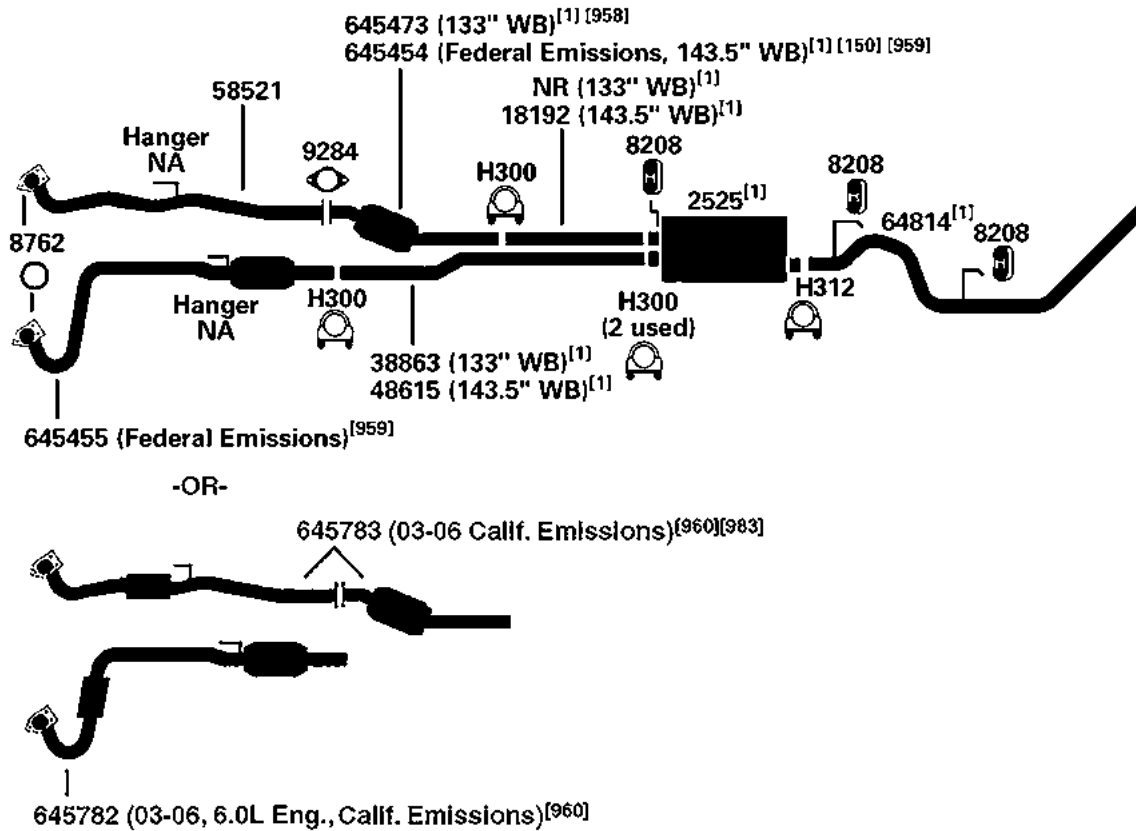
[959] Federal Emissions. Not For Sale or Use on vehicles licensed in the state of CA. Check with your state authority.

CHEVROLET SILVERADO / GMC SIERRA 2500 SERIES 4WD PICKUP

2007 8 Cyl. 2500 HD Silverado/Sierra, 6.6L Duramax Diesel Engine; 4WD, CLASSIC Series **(102022)**
04-06 8 Cyl. 2500 HD Silverado/Sierra, 6.6L Duramax Diesel Engine; 4WD



01-06 8 Cyl. 2500 HD Silverado/Sierra, 6.0L & 8.1L Engine; 4WD, 133", 143.5" WB **(101963)**



DIRECT FIT MSL/MAXIMUM Muffler... 700488

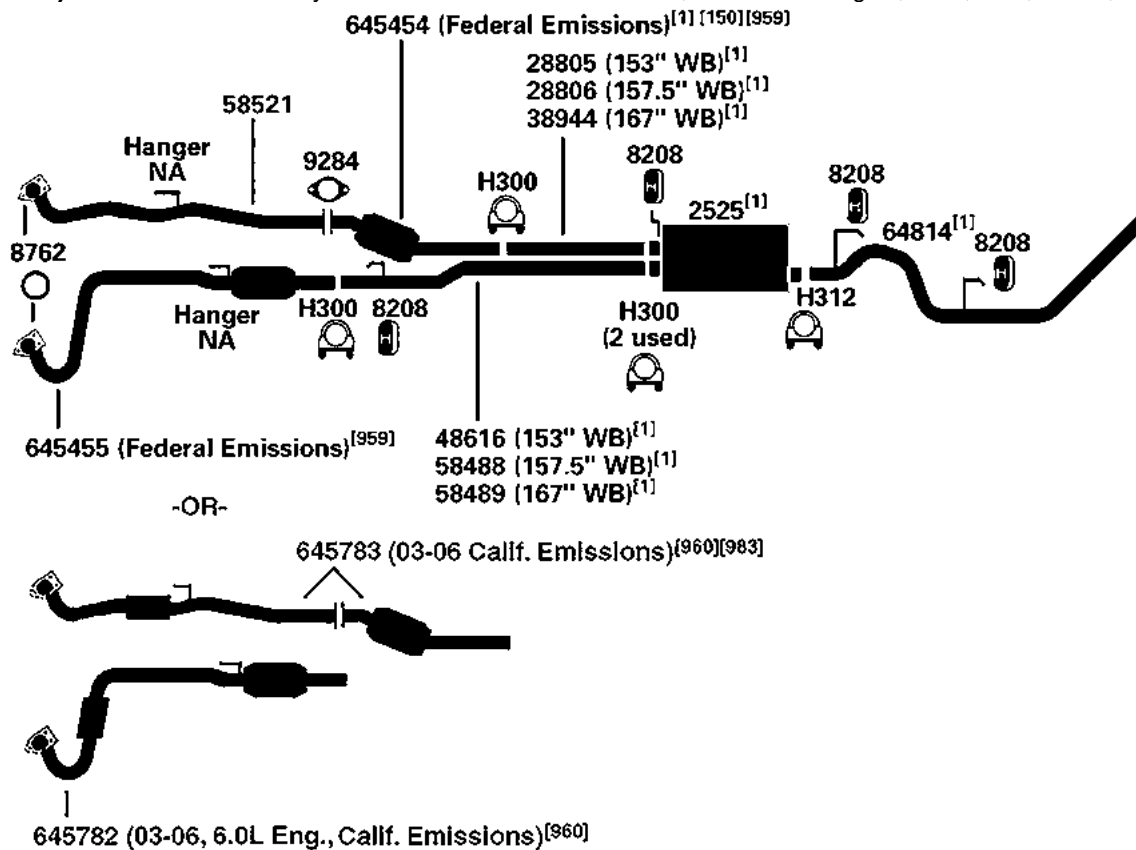
NA-Not Available. NR-Not Required. FL-Remove and Re-Use Old Flange. ● Golden Warehouse. O.E.-Original Equipment.
 # Airtube Kit [4948] may be required to complete installation. EFI-Electronic Fuel Injection.

- [1] OE system was a welded assembly. It is recommended that all parts noted [1] should be replaced.
 [98] Refer to current Catalytic Converter catalog or Website catalog for availability.
 [150] The O.E. system must be cut off 9" behind the converter outlet.
 [958] Federal & California Emissions. Not For Sale or Use on vehicles licensed in the state of CA & NY (NY vehicles with CA Emissions). Check with your state authority for details.
 [959] Federal Emissions. Not For Sale or Use on vehicles licensed in the state of CA.

Check with your state authority.
 [960] California Emissions. Not For Sale or Use on vehicles licensed in the state of CA & NY. Check with your state authority.
 OE system is completely welded. Additional sizing, bushings and cutting may be required.

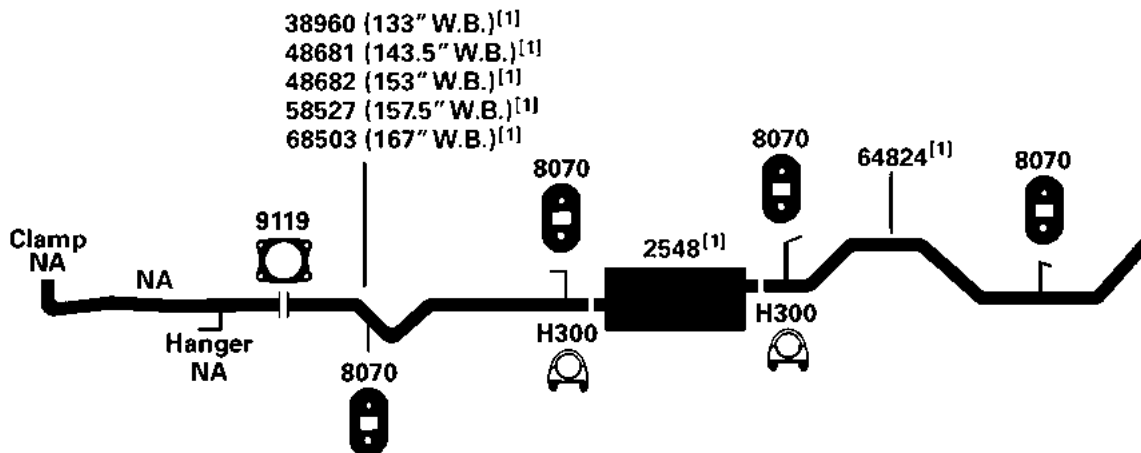
CHEVROLET SILVERADO / GMC SIERRA 2500 SERIES 4WD PICKUP

(101964) 01-06 8 Cyl. 2500 HD Silverado/Sierra, 6.0L & 8.1L Engine; 4WD, 153", 157.5", 167" WB



DIRECT FIT MSL/MAXIMUM Muffler... 700488

(102020) 01-03 8 Cyl. 2500 HD Silverado/Sierra, 6.6L Duramax Diesel Engine; 4WD



NA-Not Available. NR-Not Required. FL-Remove and Re-Use Old Flange. ● Golden Warehouse. O.E.-Original Equipment.

Airtube Kit [4948] may be required to complete installation. EFI-Electronic Fuel Injection.

[1] OE system was a welded assembly. It is recommended that all parts noted [1] should be replaced.

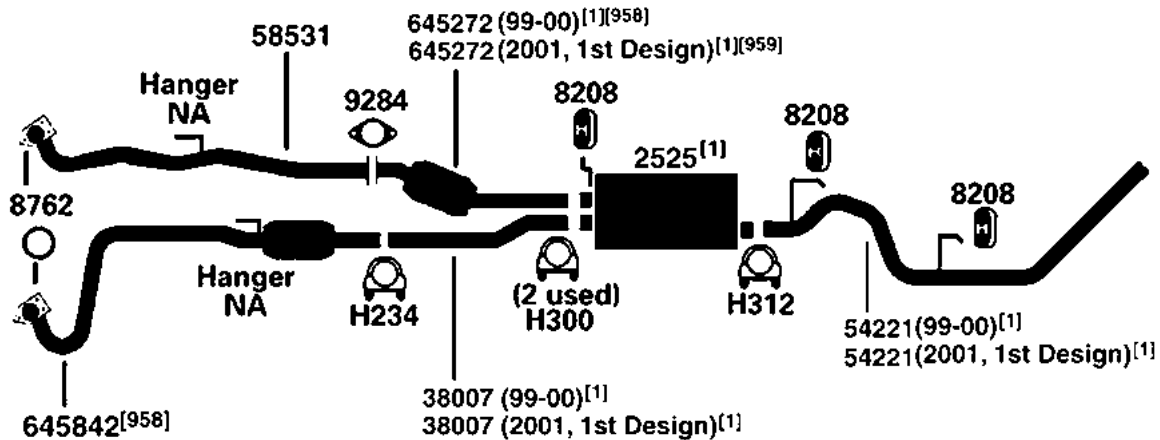
[150] The O.E. system must be cut off 9" behind the converter outlet.

[959] Federal Emissions. Not For Sale or Use on vehicles licensed in the state of CA. Check with your state authority.

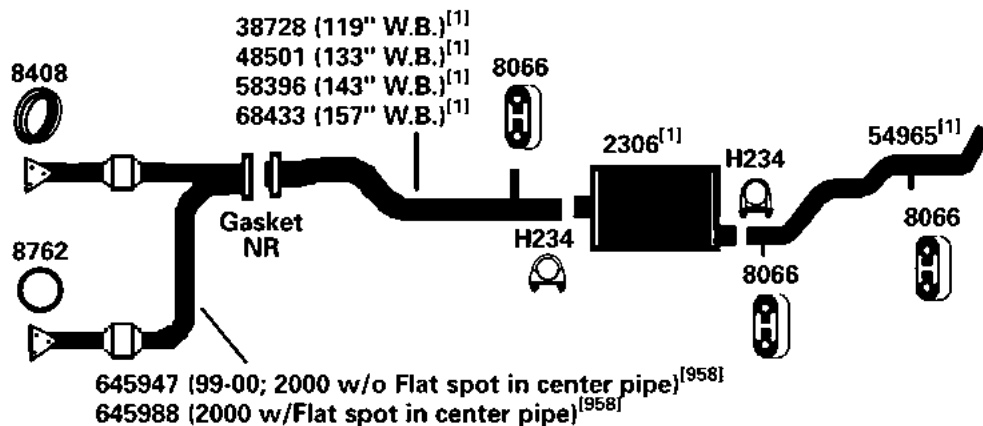
[960] California Emissions. Not For Sale or Use on vehicles licensed in the state of CA & NY. Check with your state authority. OE system is completely welded. Additional sizing, bushings and cutting may be required.

CHEVROLET SILVERADO / GMC SIERRA 2500 SERIES 4WD PICKUP

99-01 8 Cyl. 2500 Silverado/Sierra, 6.0L Engine; 4WD, 143.5" W.B., (Exc. HD Models); (2001 Federal Emissions) **(102632)**



99-00 8 Cyl. 2500 Silverado/Sierra, 5.3L Engine; 4 WD, 119" W.B., Std. Cab/Short Bed, 133" W.B., Std. Cab/Long Bed, 143" W.B. Ext. Cab/Short Bed, 157" W.B. Ext. Cab/Long Bed; 3/4 Ton **(100325)**



DIRECT FIT MSL/MAXIMUM Muffler... 700303

NA-Not Available. NR-Not Required. FL-Remove and Re-Use Old Flange. ● Golden Warehouse. O.E.-Original Equipment.

Airtube Kit [4948] may be required to complete installation. EFI-Electronic Fuel Injection.

[1] OE system was a welded assembly. It is recommended that all parts noted [1] should be replaced.

[98] Refer to current Catalytic Converter catalog or Website catalog for availability.

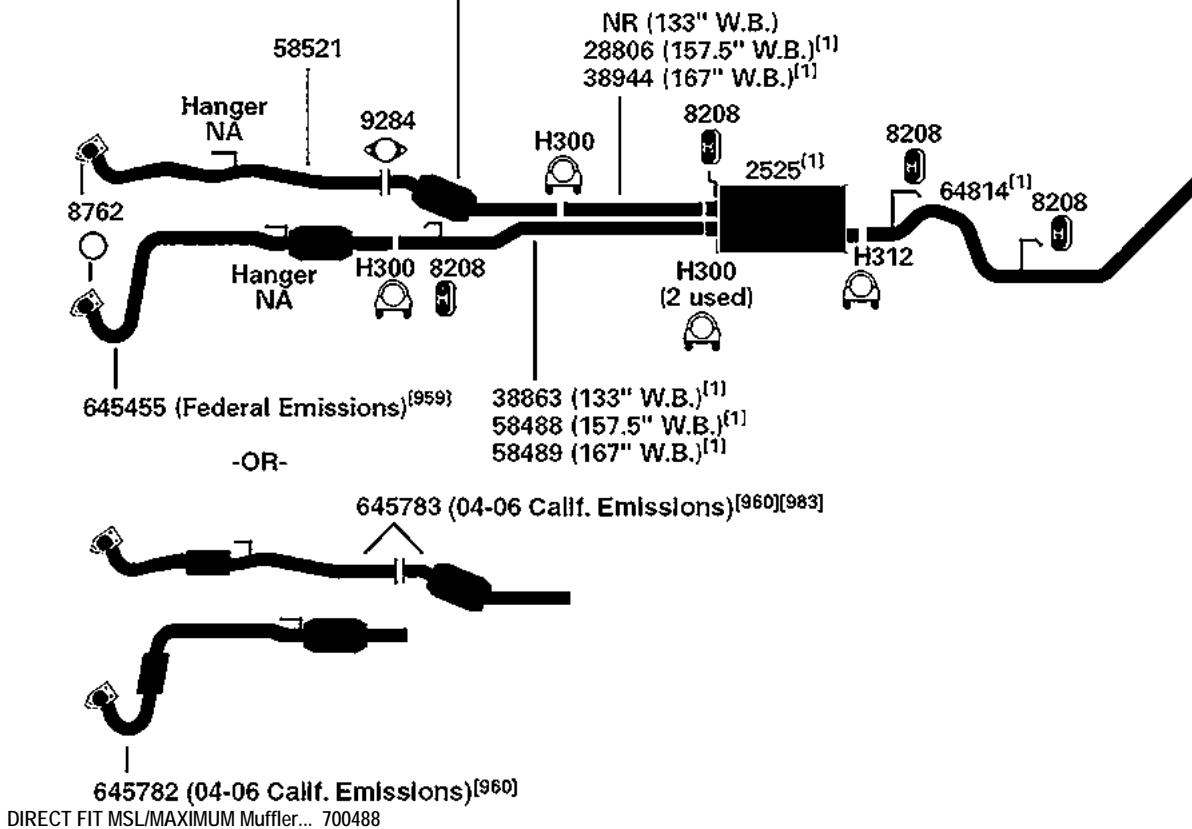
[958] Federal & California Emissions. Not For Sale or Use on vehicles licensed in the state of CA & NY (NY vehicles with CA Emissions). Check with your state authority for details.

[959] Federal Emissions. Not For Sale or Use on vehicles licensed in the state of CA. Check with your state authority.

CHEVROLET SILVERADO / GMC SIERRA 3500 SERIES 2WD PICKUP

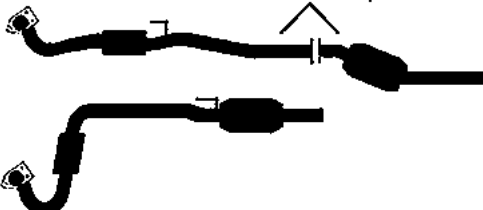
(102594)	2007	8 Cyl.	3500 Silverado/Sierra, 6.0L & 8.1L Engine; 2WD; Cab-Chassis; 133", 157.5" & 167" W.B.; CLASSIC Series
	04-06	8 Cyl.	3500 Silverado/Sierra, 6.0L & 8.1L Engine; 2WD; 133", 157.5" & 167" W.B.; (Exc. HD Series and Cab & Chassis Models)

645473 (Federal Emissions, 133" W.B.)^[1] [959]
645454 (Federal Emissions, 157.5", 167" W.B.)^[1] [150] [959]



-OR-

645783 (04-06 Calif. Emissions)^[960] [983]



645782 (04-06 Calif. Emissions)^[960]

DIRECT FIT MSL/MAXIMUM Muffler... 700488

NA-Not Available. NR-Not Required. FL-Remove and Re-Use Old Flange. ● Golden Warehouse. O.E.-Original Equipment.

Airtube Kit [4948] may be required to complete installation. EFI-Electronic Fuel Injection.

[1] OE system was a welded assembly. It is recommended that all parts noted [1] should be replaced.

[150] The O.E. system must be cut off 9" behind the converter outlet.

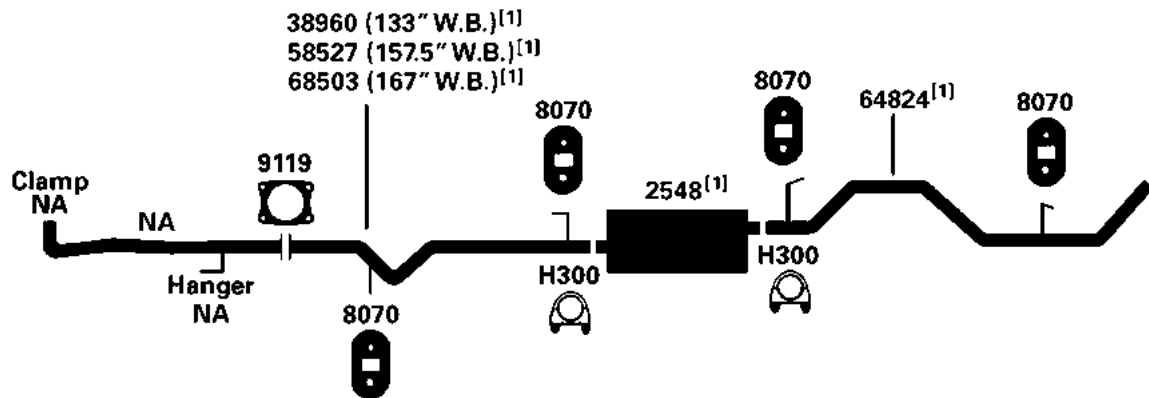
[959] Federal Emissions. Not For Sale or Use on vehicles licensed in the state of CA. Check with your state authority.

[960] California Emissions. Not For Sale or Use on vehicles licensed in the state of CA & NY. Check with your state authority.

OE system is completely welded. Additional sizing, bushings and cutting may be required.

CHEVROLET SILVERADO / GMC SIERRA 3500 SERIES 2WD PICKUP

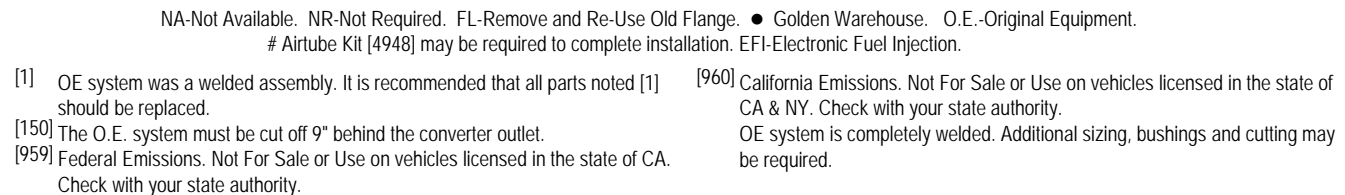
2007	8 Cyl.	3500 Silverado/Sierra, 6.6L Duramax Diesel Engine; 2WD, CLASSIC Series Exc. (102023) Cab & Chassis Models
01-05	8 Cyl.	3500 Silverado/Sierra, 6.6L Duramax Diesel Engine; 2WD Exc. Cab & Chassis Models



NA-Not Available. NR-Not Required. FL-Remove and Re-Use Old Flange. ● Golden Warehouse. O.E.-Original Equipment.
Airtube Kit [4948] may be required to complete installation. EFI-Electronic Fuel Injection.

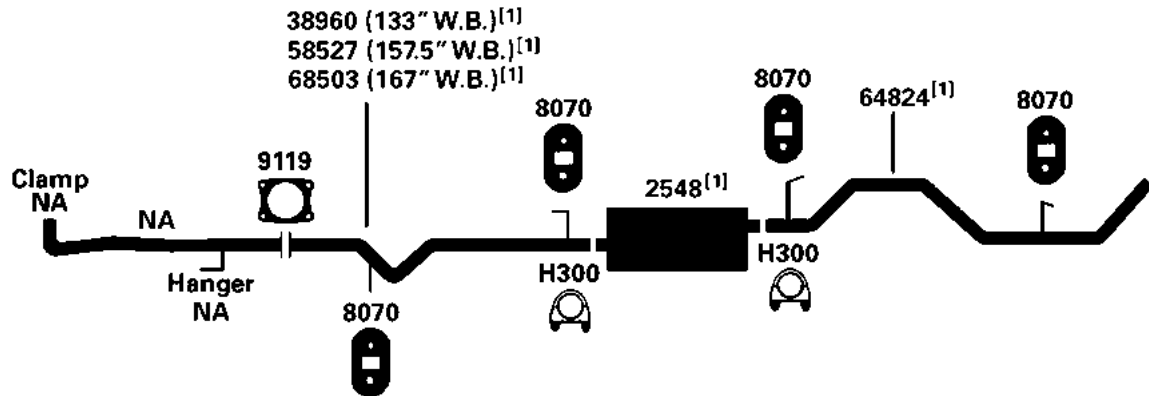
[1] OE system was a welded assembly. It is recommended that all parts noted [1] should be replaced.

(102594)	2007	8 Cyl.	3500 Silverado/Sierra, 6.0L & 8.1L Engine; 4WD; Cab-Chassis; 133", 157.5" & 167" W.B.; CLASSIC Series
	04-06	8 Cyl.	3500 Silverado/Sierra, 6.0L & 8.1L Engine; 4WD; 133", 157.5" & 167" W.B.; (Exc. HD Series and Cab & Chassis Models)



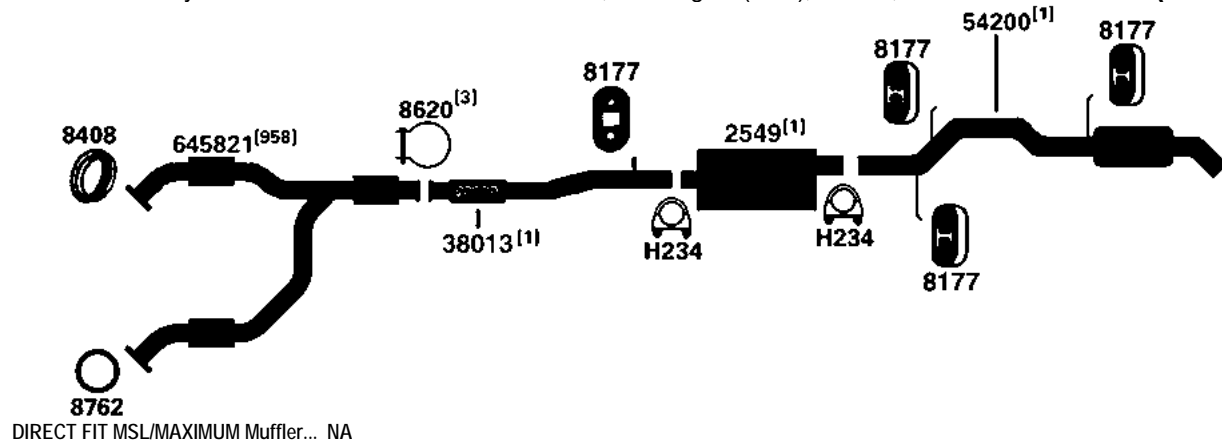
CHEVROLET SILVERADO / GMC SIERRA 3500 SERIES 4WD PICKUP

2007	8 Cyl.	3500 Silverado/Sierra, 6.6L Duramax Diesel Engine; 4WD, CLASSIC Series Exc. (102024) Cab & Chassis Models
01-05	8 Cyl.	3500 Silverado/Sierra, 6.6L Duramax Diesel Engine; 4WD Exc. Cab & Chassis Models



CHEVROLET / GMC SUBURBAN / GMC YUKON XL 1500 SERIES 2WD

09-14	8 Cyl.	1500 SUBURBAN/YUKON XL; 323 Engine (5.3L); 2 W.D.; 1/2 Ton (102658)
-------	--------	---



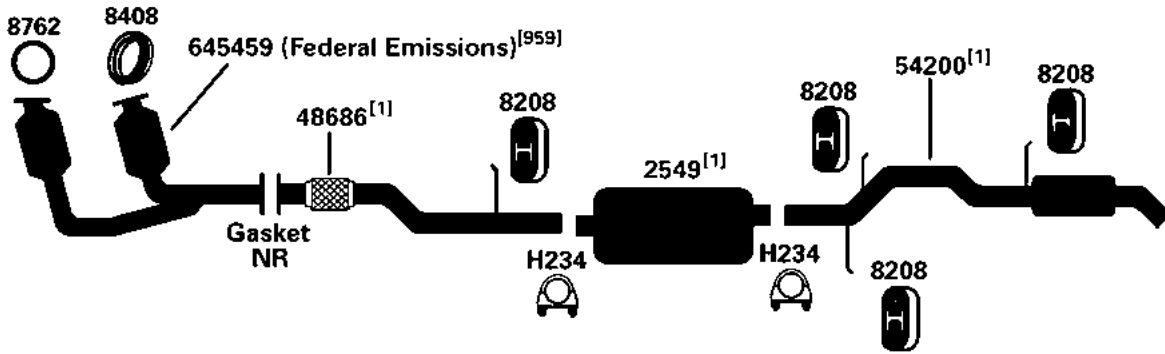
NA-Not Available. NR-Not Required. FL-Remove and Re-Use Old Flange. ● Golden Warehouse. O.E.-Original Equipment.
Airtube Kit [4948] may be required to complete installation. EFI-Electronic Fuel Injection.

- [1] OE system was a welded assembly. It is recommended that all parts noted [1] should be replaced.
[3] Required for installation.

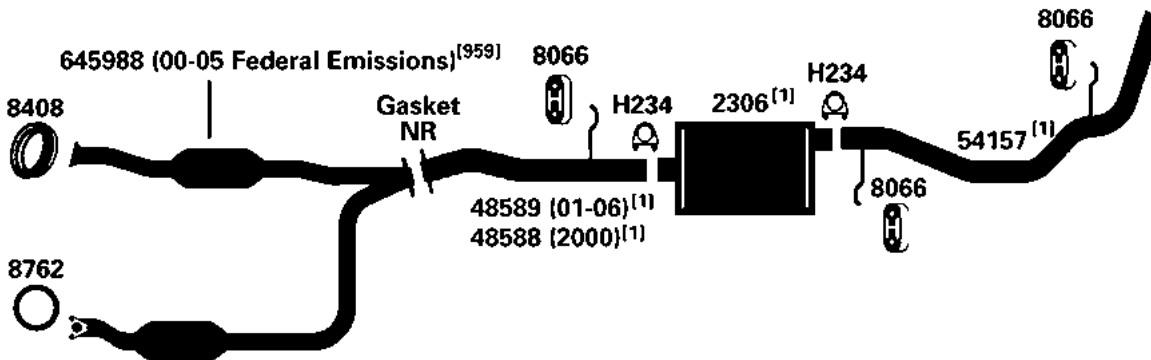
- [958] Federal & California Emissions. Not For Sale or Use on vehicles licensed in the state of CA & NY (NY vehicles with CA Emissions). Check with your state authority for details.

CHEVROLET / GMC SUBURBAN / GMC YUKON XL 1500 SERIES 2WD

(102005) 07-08 8 Cyl. 1500 SUBURBAN/YUKON XL; 325 Engine (5.3L); 2 W.D.; 1/2 Ton

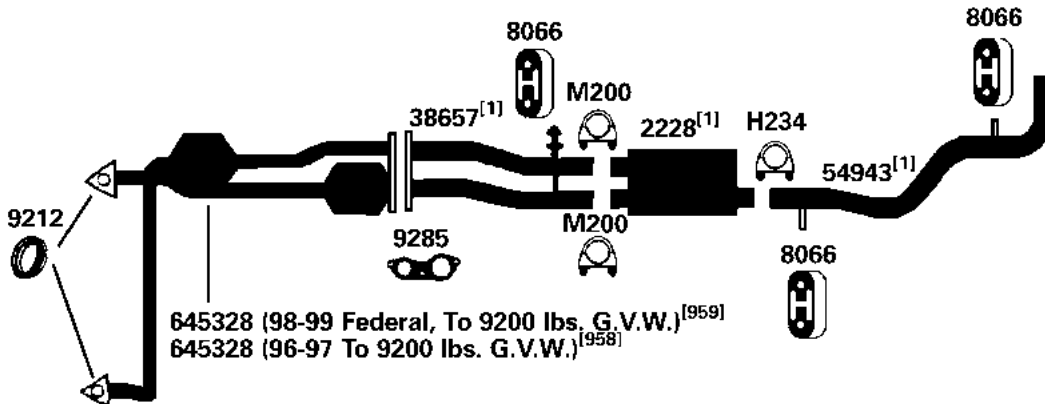


(100689) 00-06 8 Cyl. 1500 SUBURBAN/YUKON XL; 323 Engine (5.3L); 2 W.D.; 1/2 Ton



DIRECT FIT MSL/MAXIMUM Muffler... 700303

(100093) 98-99 8 Cyl. SUBURBAN C1500; 350 Engine (5.7L); 2 W.D.; 1/2 Ton, Federal Emissions
96-97 8 Cyl. SUBURBAN C1500; 350 Engine (5.7L); 2 W.D.; 1/2 Ton



DIRECT FIT MSL/MAXIMUM Muffler... 700260

NA-Not Available. NR-Not Required. FL-Remove and Re-Use Old Flange. ● Golden Warehouse. O.E.-Original Equipment.
Airtube Kit [4948] may be required to complete installation. EFI-Electronic Fuel Injection.

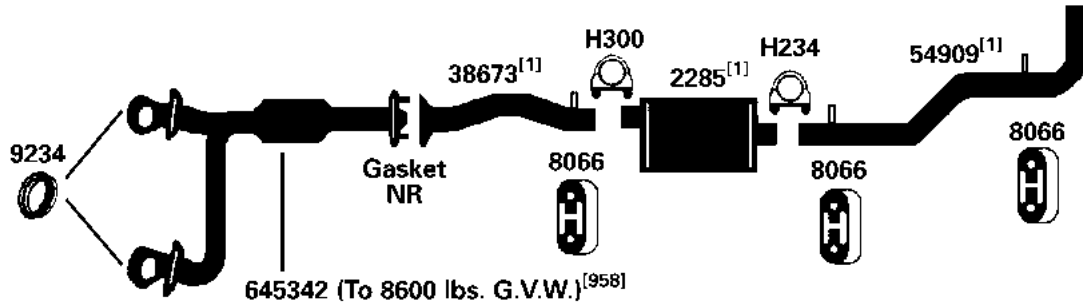
[1] OE system was a welded assembly. It is recommended that all parts noted [1] should be replaced.

[958] Federal & California Emissions. Not For Sale or Use on vehicles licensed in the state of CA & NY (NY vehicles with CA Emissions). Check with your state authority for details.

[959] Federal Emissions. Not For Sale or Use on vehicles licensed in the state of CA. Check with your state authority.

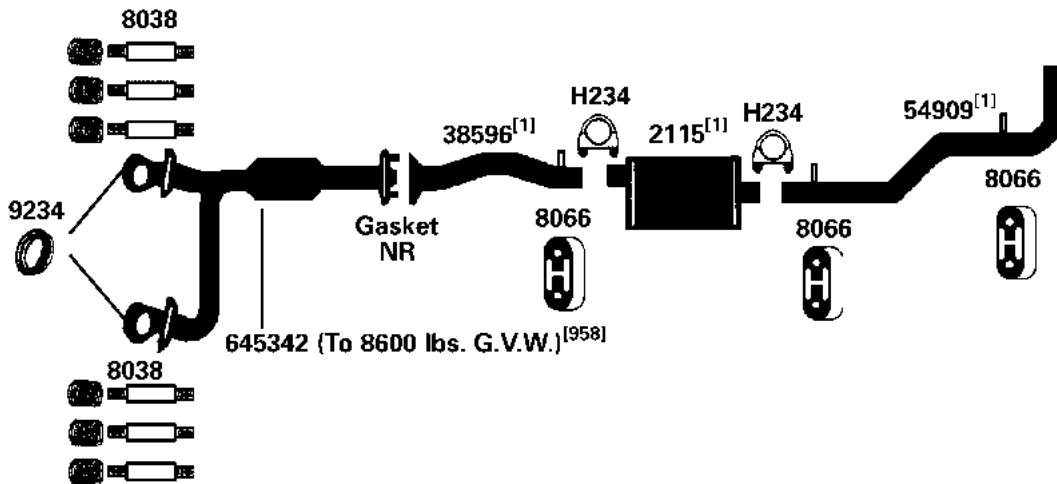
CHEVROLET / GMC SUBURBAN / GMC YUKON XL 1500 SERIES 2WD

1995 8 Cyl. SUBURBAN C1500; 350K Engine (5.7L); 2 W.D.; 1/2 Ton with 3" Muffler Inlet **(100061)**



DIRECT FIT MSL/MAXIMUM Muffler... 700201, UNIVERSAL FIT MSL/MAXIMUM Muffler... 700154

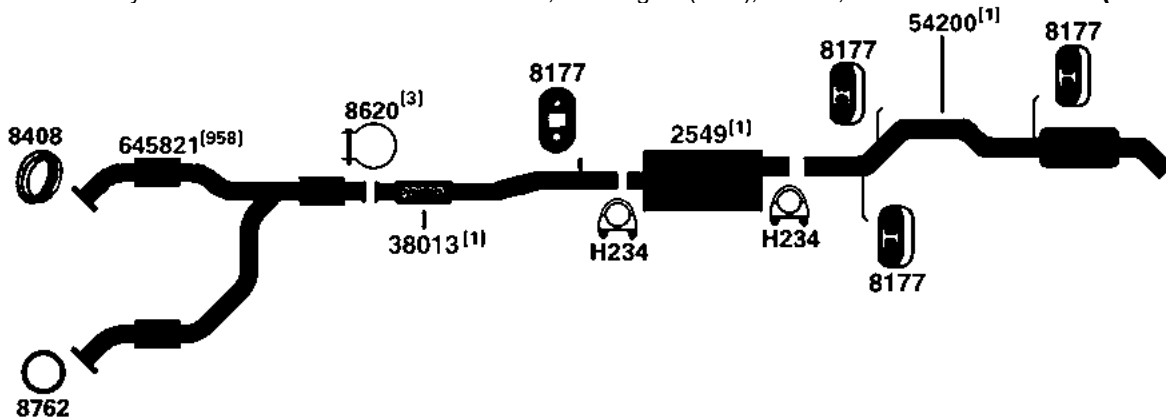
1995 8 Cyl. SUBURBAN C1500; 350K Engine (5.7L); 2W.D.; 1/2 Ton; with 2 3/4" Muffler Inlet **(21973)**



DIRECT FIT MSL/MAXIMUM Muffler... 700154

CHEVROLET / GMC SUBURBAN / GMC YUKON XL 1500 SERIES 4WD

09-14 8 Cyl. 1500 SUBURBAN/YUKON XL; 323 Engine (5.3L); 4 W.D.; 1/2 Ton **(102658)**



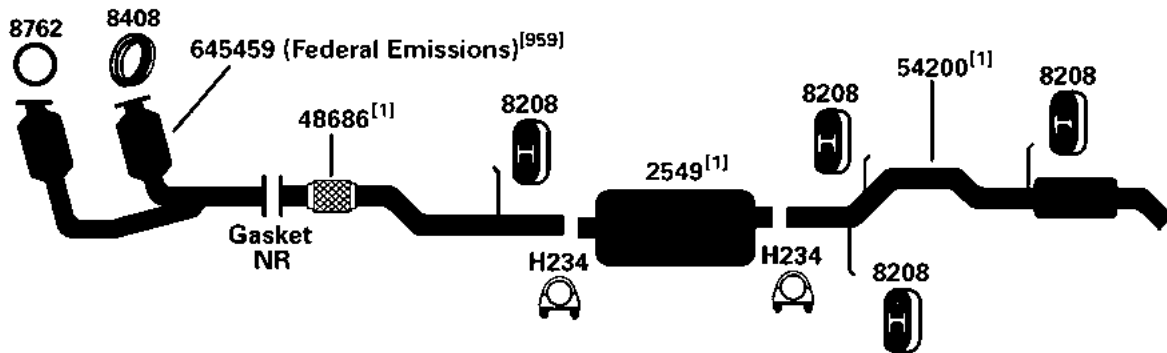
DIRECT FIT MSL/MAXIMUM Muffler... NA

NA-Not Available. NR-Not Required. FL-Remove and Re-Use Old Flange. ● Golden Warehouse. O.E.-Original Equipment.
Airtube Kit [4948] may be required to complete installation. EFI-Electronic Fuel Injection.

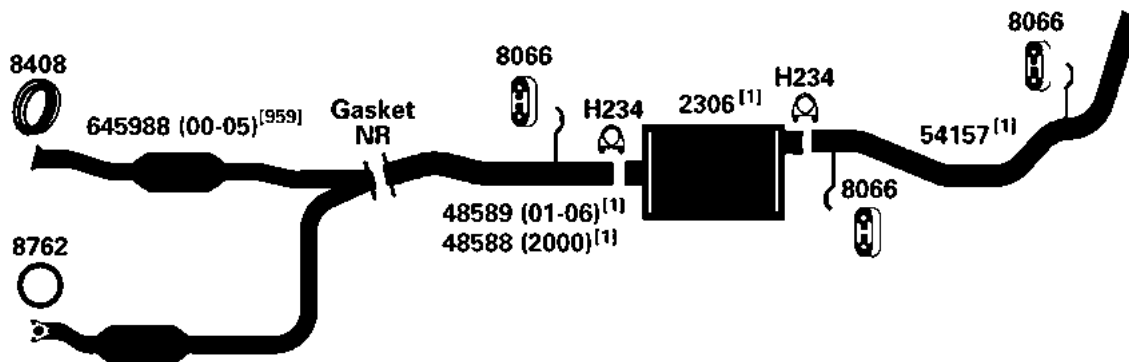
- [1] OE system was a welded assembly. It is recommended that all parts noted [1] should be replaced. [958] Federal & California Emissions. Not For Sale or Use on vehicles licensed in the state of CA & NY (NY vehicles with CA Emissions). Check with your state authority for details.
- [3] Required for installation.

CHEVROLET / GMC SUBURBAN / GMC YUKON XL 1500 SERIES 4WD

(102006) 07-08 8 Cyl. 1500 SUBURBAN/YUKON XL; 325 Engine (5.3L); 4 W.D.; 1/2 Ton

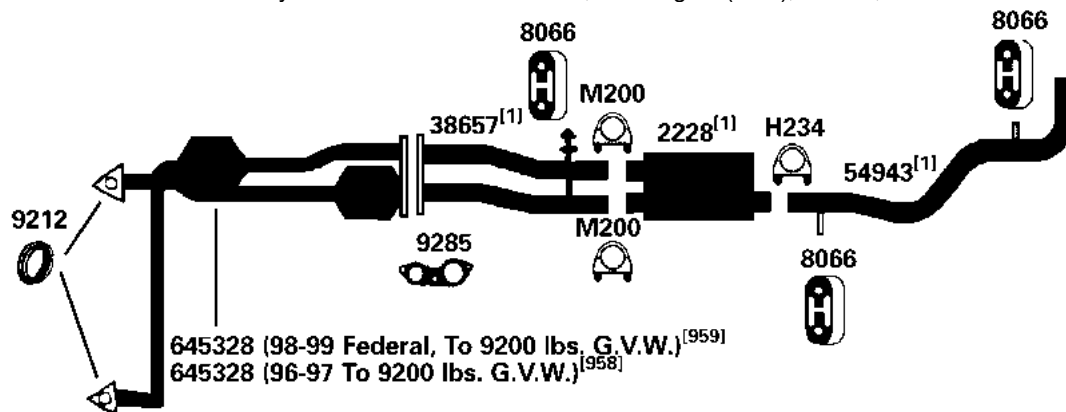


(100690) 00-06 8 Cyl. 1500 SUBURBAN/YUKON XL; 323 Engine (5.3L); 4 W.D.; 1/2 Ton



DIRECT FIT MSL/MAXIMUM Muffler... 700303

(22046) 98-99 8 Cyl. SUBURBAN K1500; 350 Engine (5.7L); 4 W.D.; 1/2 Ton, Federal Emissions
96-97 8 Cyl. SUBURBAN K1500; 350 Engine (5.7L); 4 W.D.; 1/2 Ton



DIRECT FIT MSL/MAXIMUM Muffler... 700260

NA-Not Available. NR-Not Required. FL-Remove and Re-Use Old Flange. ● Golden Warehouse. O.E.-Original Equipment.
Airtube Kit [4948] may be required to complete installation. EFI-Electronic Fuel Injection.

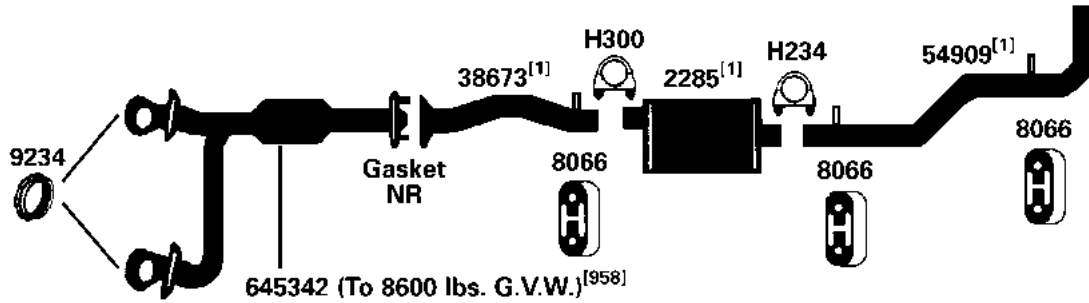
[1] OE system was a welded assembly. It is recommended that all parts noted [1] should be replaced.

[958] Federal & California Emissions. Not For Sale or Use on vehicles licensed in the state of CA & NY (NY vehicles with CA Emissions). Check with your state authority for details.

[959] Federal Emissions. Not For Sale or Use on vehicles licensed in the state of CA. Check with your state authority.

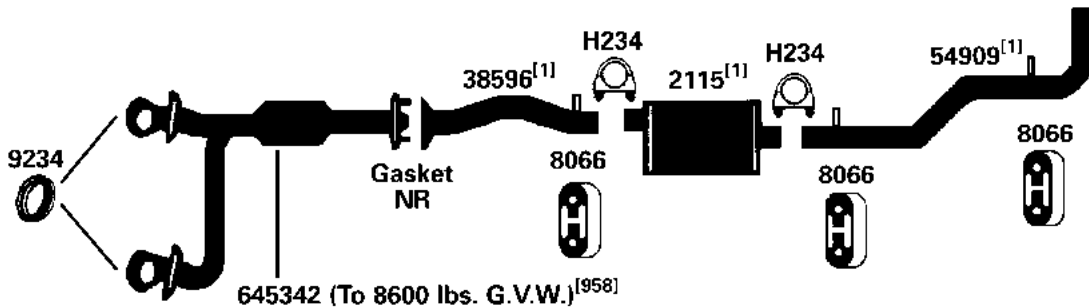
CHEVROLET / GMC SUBURBAN / GMC YUKON XL 1500 SERIES 4WD

1995 8 Cyl. SUBURBAN K1500; 350K Engine (5.7L); 4 W.D.; 1/2 Ton with 3" Muffler inlet (22047)



DIRECT FIT MSL/MAXIMUM Muffler... 700201, UNIVERSAL FIT MSL/MAXIMUM Muffler... 700154

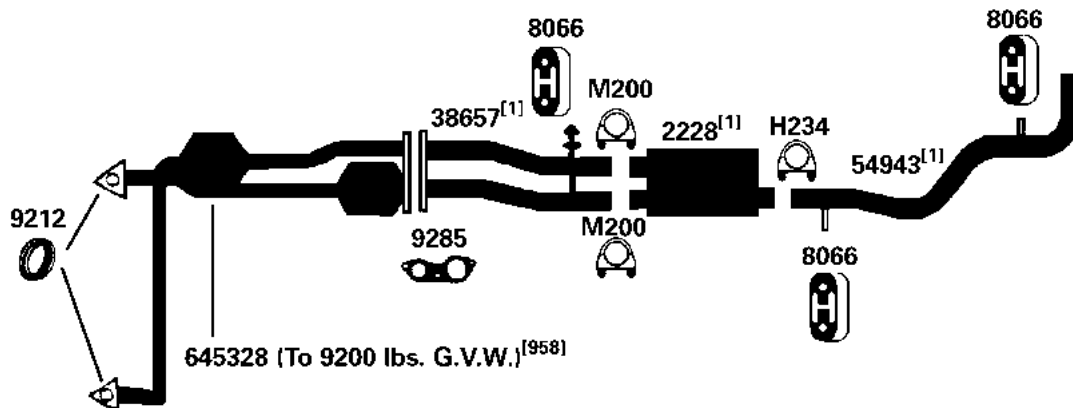
1995 8 Cyl. SUBURBAN K1500; 350K Engine (5.7L); 4 W.D.; 1/2 Ton; with 2 3/4" Muffler Inlet (22042)



DIRECT FIT MSL/MAXIMUM Muffler... 700154

CHEVROLET / GMC SUBURBAN / GMC 2500 SERIES 2WD

96-99 8 Cyl. SUBURBAN C2500; 350 Engine (5.7L); 2 W.D. 3/4 Ton (100094)



DIRECT FIT MSL/MAXIMUM Muffler... 700260

NA-Not Available. NR-Not Required. FL-Remove and Re-Use Old Flange. ● Golden Warehouse. O.E.-Original Equipment.

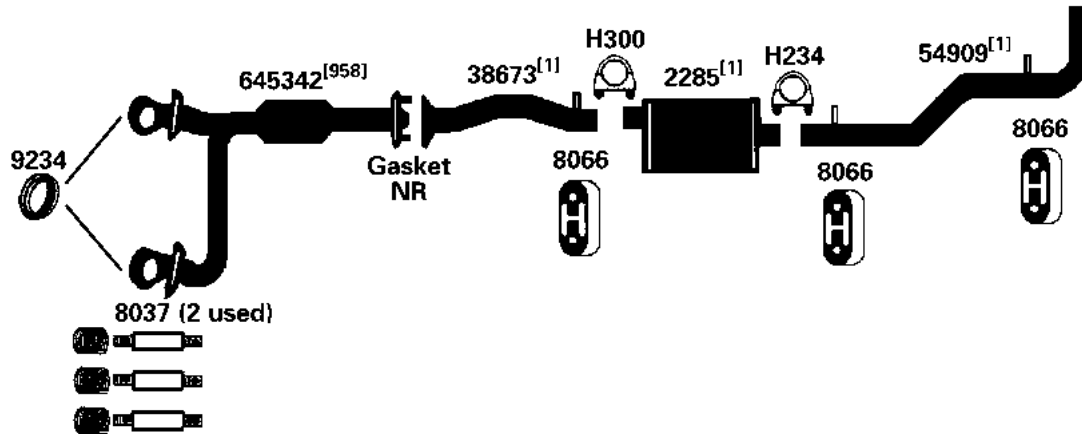
Airtube Kit [4948] may be required to complete installation. EFI-Electronic Fuel Injection.

[1] OE system was a welded assembly. It is recommended that all parts noted [1] should be replaced.

[958] Federal & California Emissions. Not For Sale or Use on vehicles licensed in the state of CA & NY (NY vehicles with CA Emissions). Check with your state authority for details.

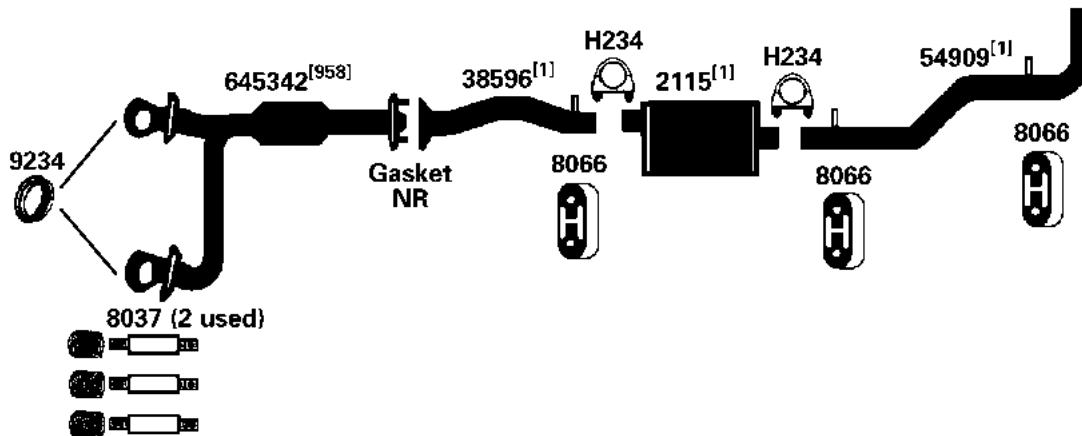
CHEVROLET / GMC SUBURBAN / GMC 2500 SERIES 2WD

(100076) 1995 8 Cyl. SUBURBAN C2500; 350K Engine (5.7L); 2 W.D.; under 8600 lbs. G.V.W.; 3/4 Ton w/3" Muffler Inlet



DIRECT FIT MSL/MAXIMUM Muffler... 700201, UNIVERSAL FIT MSL/MAXIMUM Muffler... 700154

(22200) 1995 8 Cyl. SUBURBAN C2500; 350K Engine (5.7L); 2 W.D.; under 8600 lbs. G.V.W.; 3/4 Ton; with 2 3/4" Muffler Inlet



DIRECT FIT MSL/MAXIMUM Muffler... 700154

NA-Not Available. NR-Not Required. FL-Remove and Re-Use Old Flange. ● Golden Warehouse. O.E.-Original Equipment.

Airtube Kit [4948] may be required to complete installation. EFI-Electronic Fuel Injection.

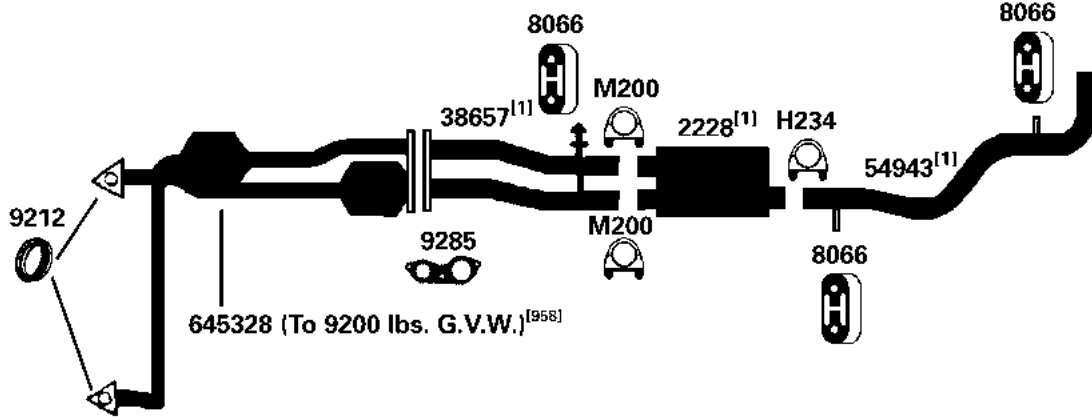
[1] OE system was a welded assembly. It is recommended that all parts noted [1] should be replaced.

[958] Federal & California Emissions. Not For Sale or Use on vehicles licensed in the state of CA & NY (NY vehicles with CA Emissions). Check with your state authority for details.

CHEVROLET / GMC SUBURBAN / GMC 2500 SERIES 4WD

96-99 8 Cyl. SUBURBAN K2500; 350 Engine (5.7L); 4 W.D. 3/4 Ton

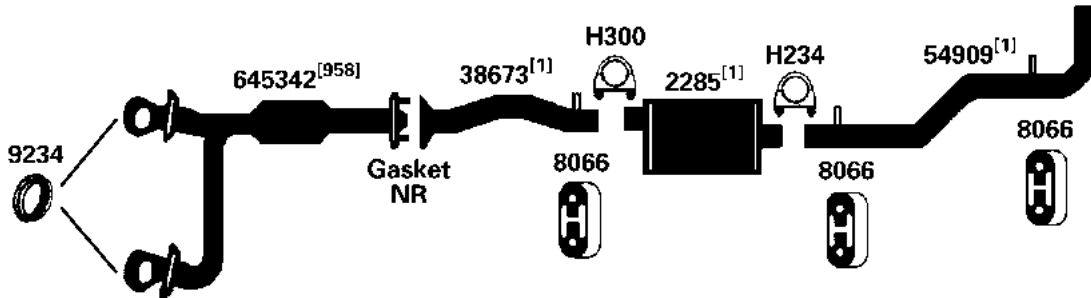
(100096)



DIRECT FIT MSL/MAXIMUM Muffler... 700260

1995 8 Cyl. SUBURBAN K2500; 350K Engine (5.7L); 4 W.D.; (To 8500 lbs. G.V.W.); 3/4 Ton; with 3" Muffler Inlet

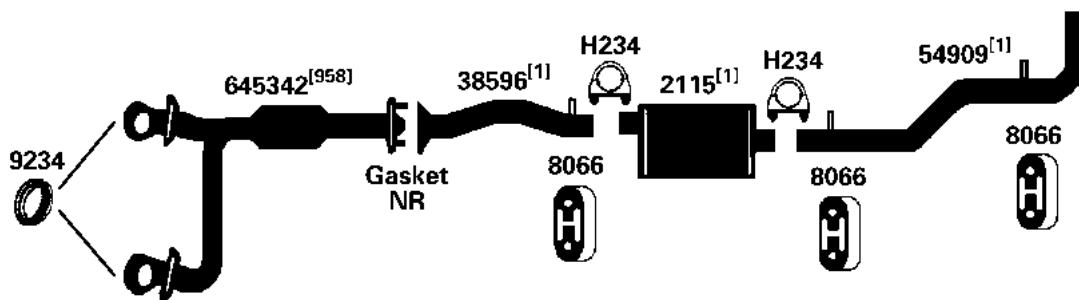
(100082)



DIRECT FIT MSL/MAXIMUM Muffler... 700201, UNIVERSAL FIT MSL/MAXIMUM Muffler... 700154

1995 8 Cyl. SUBURBAN K2500; 350K Engine (5.7L); 4 W.D.; (To 8500 lbs. G.V.W.); 3/4 Ton; with 2 3/4" Muffler Inlet

(22355)



DIRECT FIT MSL/MAXIMUM Muffler... 700154

NA-Not Available. NR-Not Required. FL-Remove and Re-Use Old Flange. ● Golden Warehouse. O.E.-Original Equipment.

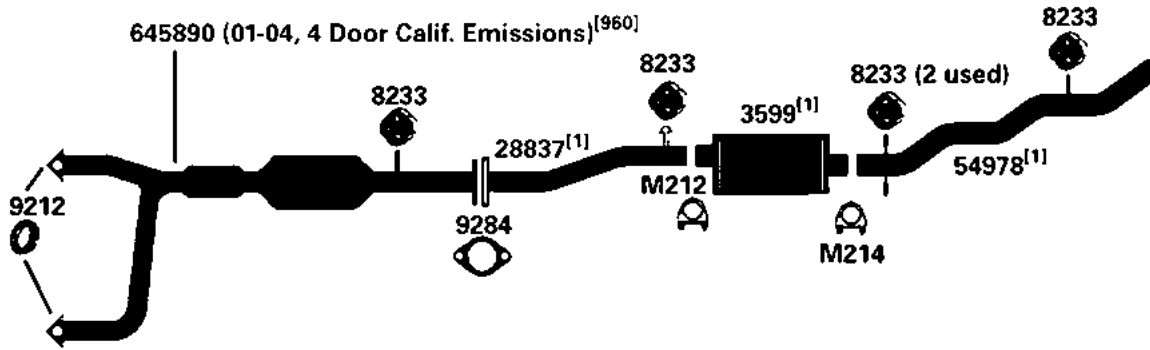
Airtube Kit [4948] may be required to complete installation. EFI-Electronic Fuel Injection.

[1] OE system was a welded assembly. It is recommended that all parts noted [1] should be replaced.

[958] Federal & California Emissions. Not For Sale or Use on vehicles licensed in the state of CA & NY (NY vehicles with CA Emissions). Check with your state authority for details.

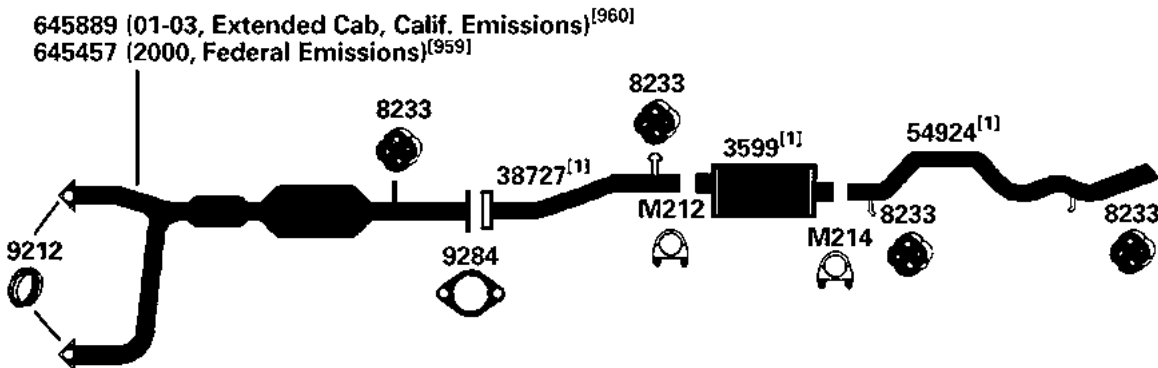
CHEVROLET T10 / GMC T15, SONOMA PICKUP (4WD)

(102110) 01-04 6 Cyl. T10/T15-Sonoma; 122.9" W.B.; (Crew-Cab/Short Bed); 4.3L Engine; 4 W.D.



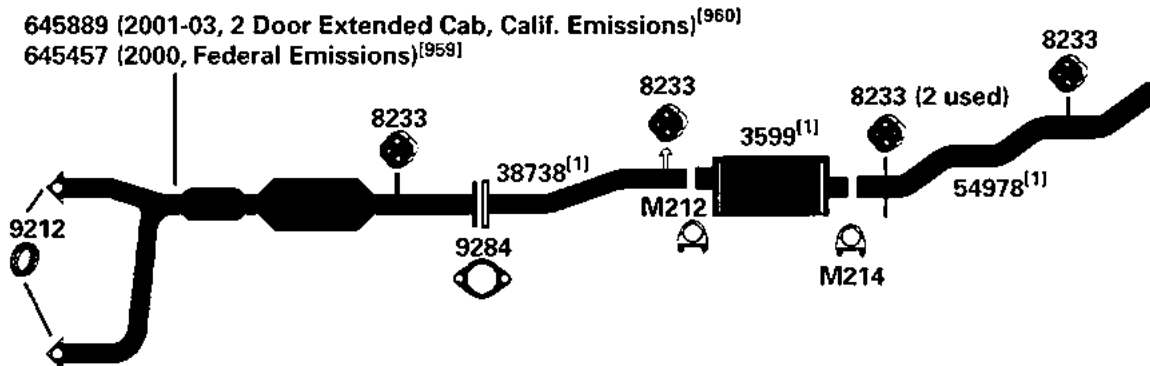
DIRECT FIT MSL/MAXIMUM Muffler... 700020, Silentone DIY Muffler... 5561

(100328) 00-03 6 Cyl. T10/T15; 122.9" W.B., (Extended Cab/Short Bed); 4.3L Engine; 4 W.D.; ZR2 MODELS ONLY!



DIRECT FIT MSL/MAXIMUM Muffler... 700020, Silentone DIY Muffler... 5561

(100464) 00-03 6 Cyl. T10/T15; 122.9" W.B., (Extended Cab/Short Bed); 4.3L Engine; 4 W.D.; EXC. ZR2 MODELS!



DIRECT FIT MSL/MAXIMUM Muffler... 700020, Silentone DIY Muffler... 5561

NA-Not Available. NR-Not Required. FL-Remove and Re-Use Old Flange. ● Golden Warehouse. O.E.-Original Equipment.
Airtube Kit [4948] may be required to complete installation. EFI-Electronic Fuel Injection.

[1] OE system was a welded assembly. It is recommended that all parts noted [1] should be replaced.

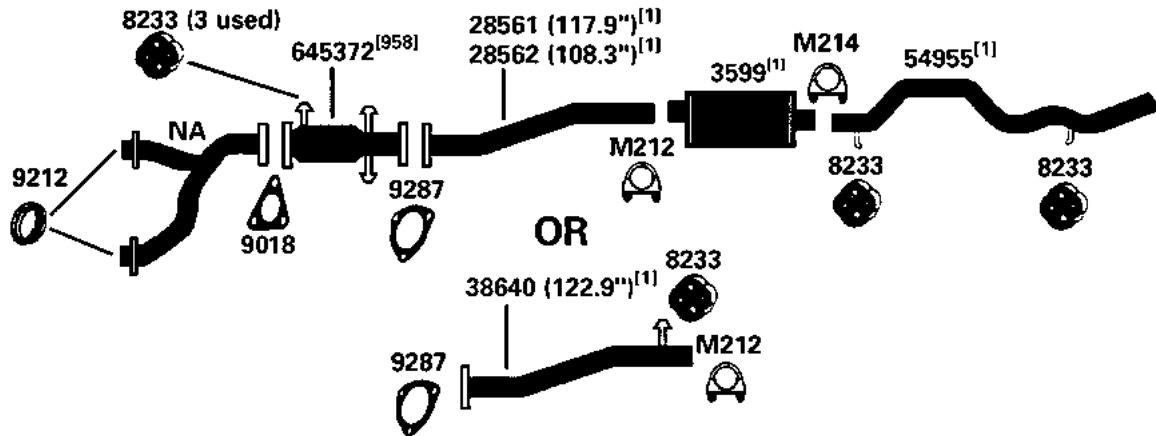
[959] Federal Emissions. Not For Sale or Use on vehicles licensed in the state of CA. Check with your state authority.

[960] California Emissions. Not For Sale or Use on vehicles licensed in the state of CA & NY. Check with your state authority.

CHEVROLET T10 / GMC T15, SONOMA PICKUP (4WD)

98-99 6 Cyl. T10/T15; 108.3", 117.9", 122.9" W.B.; 262X, 262W (4.3L) Engine; 4 W.D.

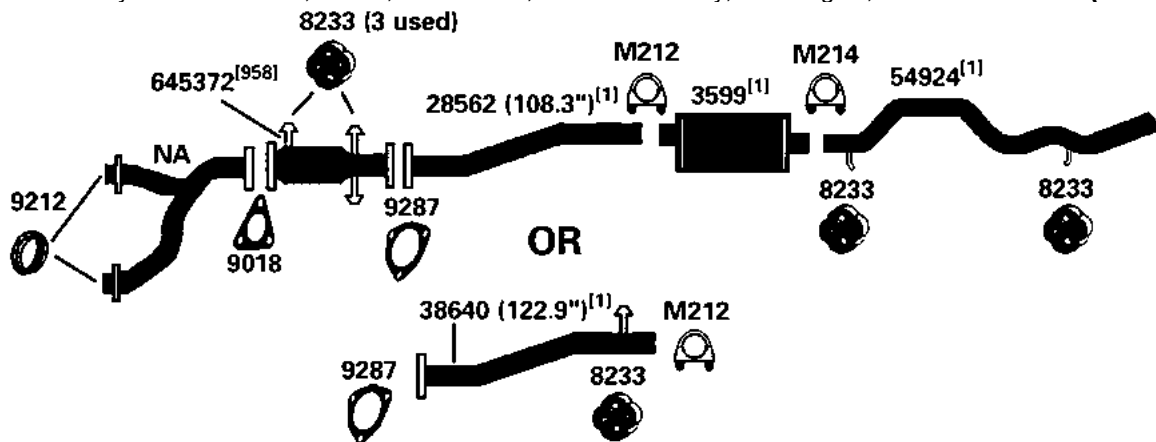
(100058)



DIRECT FIT MSL/MAXIMUM Muffler... 700020, Silentone DIY Muffler... 5561

96-99 6 Cyl. T10/T15; 108.3", 122.9" W.B.; ZR2 Models Only, 4.3L Engine; 4 W.D.

(20217)



DIRECT FIT MSL/MAXIMUM Muffler... 700020, Silentone DIY Muffler... 5561

NA-Not Available. NR-Not Required. FL-Remove and Re-Use Old Flange. ● Golden Warehouse. O.E.-Original Equipment.

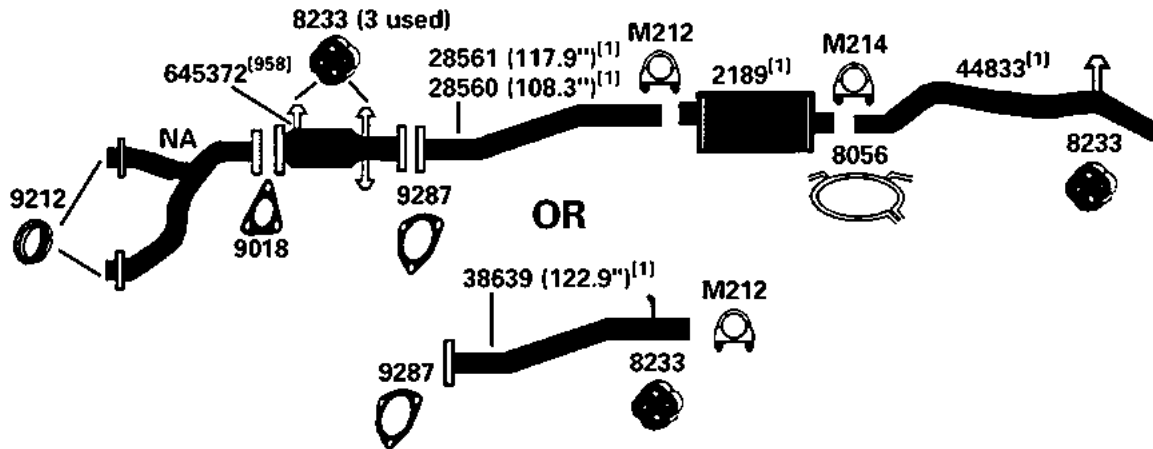
Airtube Kit [4948] may be required to complete installation. EFI-Electronic Fuel Injection.

[1] OE system was a welded assembly. It is recommended that all parts noted [1] should be replaced.

[958] Federal & California Emissions. Not For Sale or Use on vehicles licensed in the state of CA & NY (NY vehicles with CA Emissions). Check with your state authority for details.

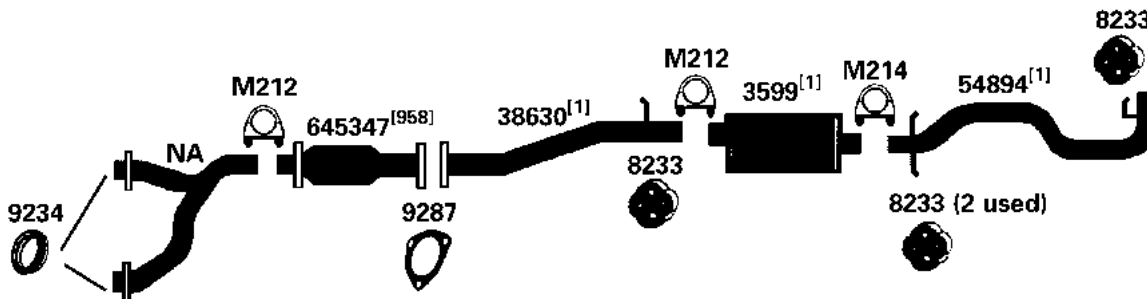
CHEVROLET T10 / GMC T15, SONOMA PICKUP (4WD)

(20218) 96-97 6 Cyl. T10/T15; 108.3", 117.9", 122.9" W.B.; 262X, 262W (4.3L) Engine, 4 W.D.



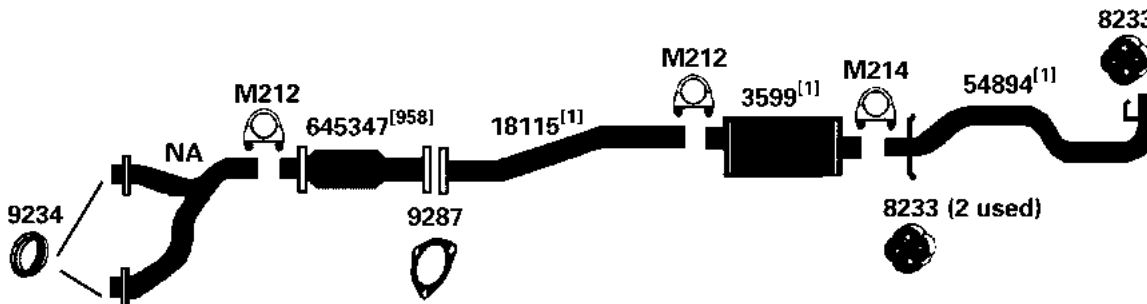
DIRECT FIT MSL/MAXIMUM Muffler... 700381

(20213) 1995 6 Cyl. T10/T15; 122.9" W.B., ZR2 Models, (4.3L) Engine; 4 W.D.



DIRECT FIT MSL/MAXIMUM Muffler... 700020, Silentone DIY Muffler... 5561

(20214) 1995 6 Cyl. T10/T15; 108.3" W.B.; ZR2 Models, (4.3L) Engine; 4 W.D.



DIRECT FIT MSL/MAXIMUM Muffler... 700020, Silentone DIY Muffler... 5561

NA-Not Available. NR-Not Required. FL-Remove and Re-Use Old Flange. ● Golden Warehouse. O.E.-Original Equipment.

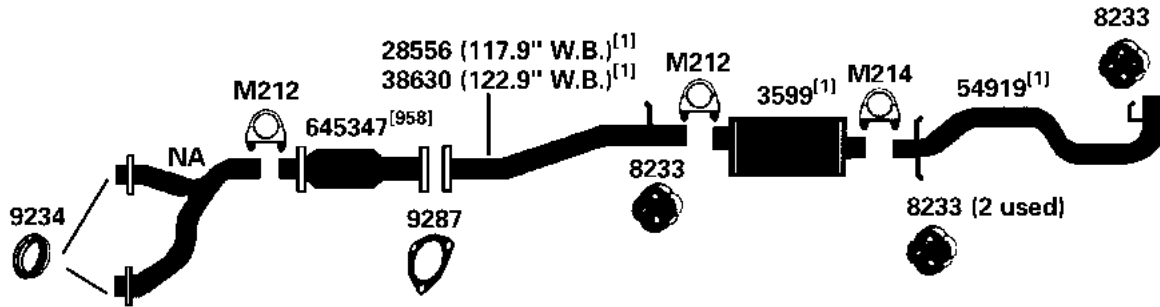
Airtube Kit [4948] may be required to complete installation. EFI-Electronic Fuel Injection.

[1] OE system was a welded assembly. It is recommended that all parts noted [1] should be replaced.

[958] Federal & California Emissions. Not For Sale or Use on vehicles licensed in the state of CA & NY (NY vehicles with CA Emissions). Check with your state authority for details.

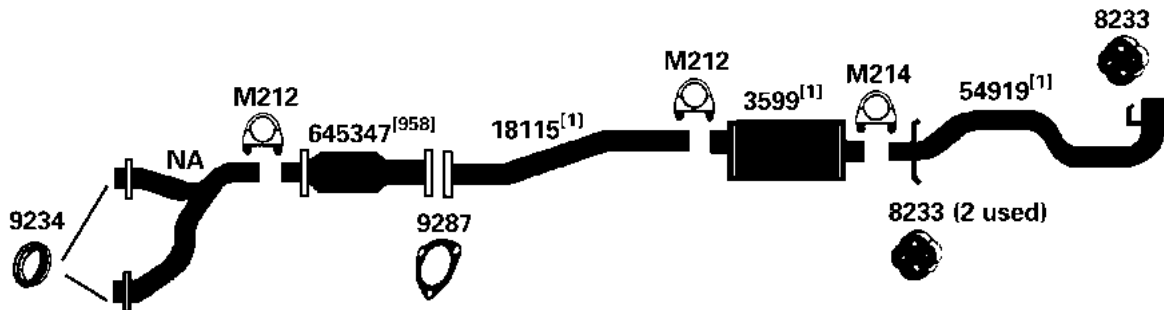
CHEVROLET T10 / GMC T15, SONOMA PICKUP (4WD)

1995 6 Cyl. T10/T15; 117.9", 122.9" (Extended cab) W.B., 262Z, 262W (4.3L) Engine; 4 W.D. (20215)



DIRECT FIT MSL/MAXIMUM Muffler... 700020, Silentone DIY Muffler... 5561

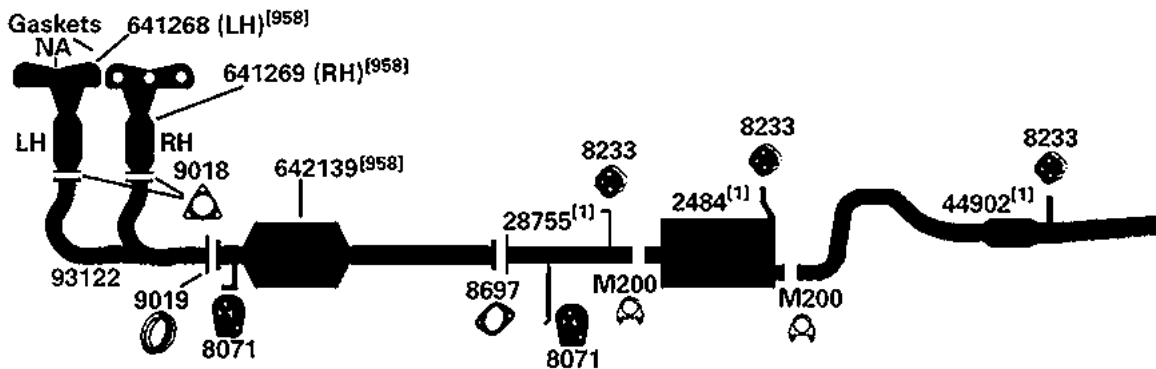
1995 6 Cyl. T10/T15; 108.3" W.B.; 262Z, 262W (4.3L) Engine; 4 W.D. (20216)



DIRECT FIT MSL/MAXIMUM Muffler... 700020, Silentone DIY Muffler... 5561

CHEVROLET TRACKER (Also see Geo Tracker)

01-04 6 Cyl. Tracker, 2.5L Engine; 4-Door Models; 2 W.D. & 4 W.D. (100584)



DIRECT FIT MSL/MAXIMUM Muffler... Muffler (2484)- 700445

NA-Not Available. NR-Not Required. FL-Remove and Re-Use Old Flange. ● Golden Warehouse. O.E.-Original Equipment.

Airtube Kit [4948] may be required to complete installation. EFI-Electronic Fuel Injection.

[1] OE system was a welded assembly. It is recommended that all parts noted [1] should be replaced.

[958] Federal & California Emissions. Not For Sale or Use on vehicles licensed in the state of CA & NY (NY vehicles with CA Emissions). Check with your state authority for details.

CHEVROLET TRACKER (Also see Geo Tracker)

(101780)

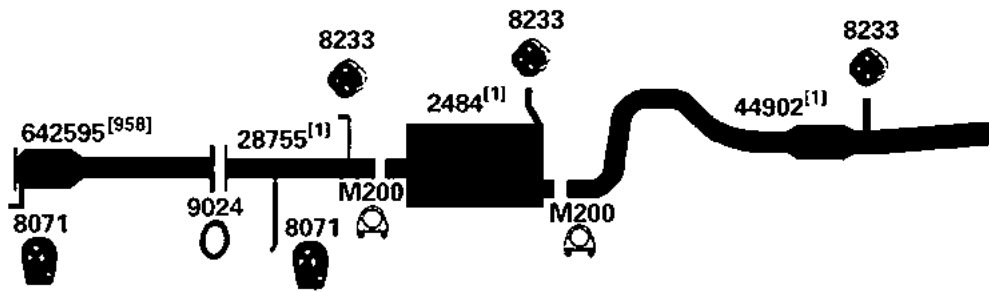
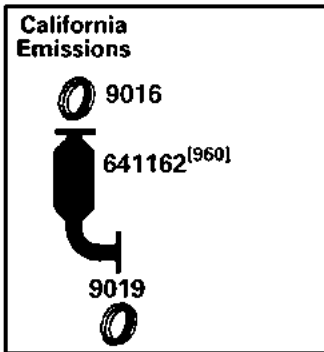
99-03

4 Cyl.

Tracker, 2.0L Engine; 4-Door Models



OR



DIRECT FIT MSL/MAXIMUM Muffler... 700445

NA-Not Available. NR-Not Required. FL-Remove and Re-Use Old Flange. ● Golden Warehouse. O.E.-Original Equipment.

Airtube Kit [4948] may be required to complete installation. EFI-Electronic Fuel Injection.

[1] OE system was a welded assembly. It is recommended that all parts noted [1] should be replaced.

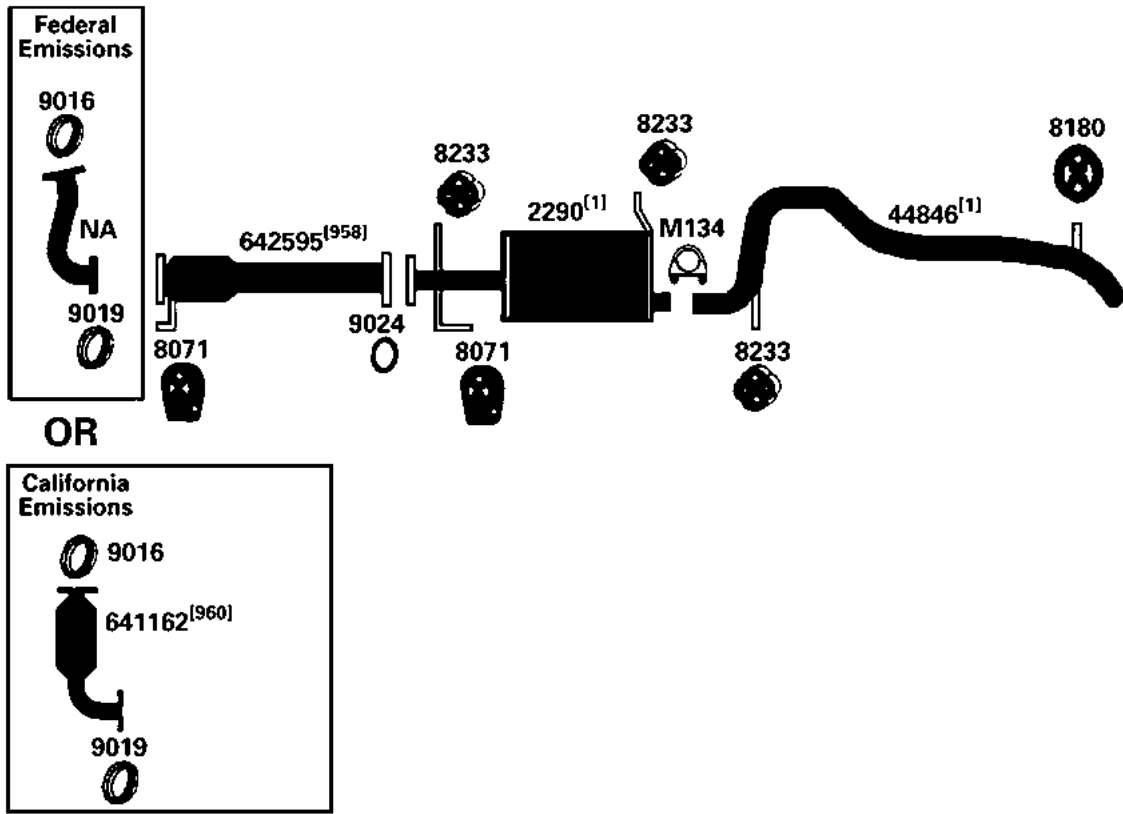
[958] Federal & California Emissions. Not For Sale or Use on vehicles licensed in the state of CA & NY (NY vehicles with CA Emissions). Check with your state authority for details.

[960] California Emissions. Not For Sale or Use on vehicles licensed in the state of CA & NY. Check with your state authority.

CHEVROLET TRACKER (Also see Geo Tracker)

99-03 4 Cyl. Tracker, 2.0L Engine; 2-Door Models
 99-00 4 Cyl. Tracker, 1.6L Engine; 2-Door Models

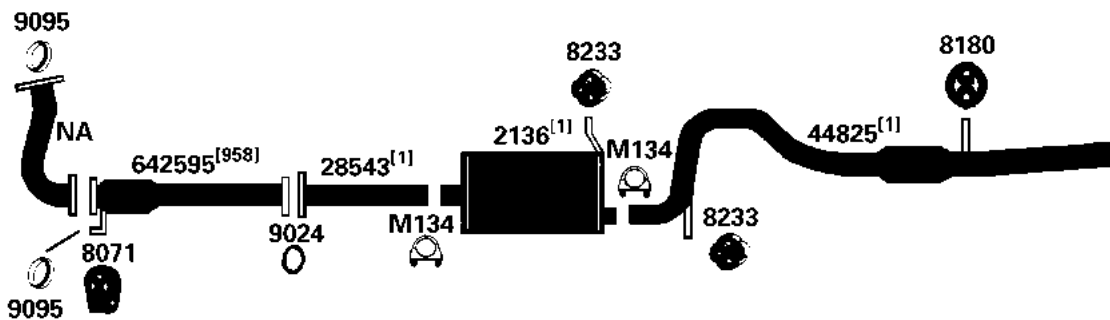
(100266)



DIRECT FIT MSL/MAXIMUM Muffler... 700401

1998 4 Cyl. Tracker; 1.6L (16 Valve Eng.), 4-Door Models

(100097)



DIRECT FIT MSL/MAXIMUM Muffler... 700243

NA-Not Available. NR-Not Required. FL-Remove and Re-Use Old Flange. ● Golden Warehouse. O.E.-Original Equipment.

Airtube Kit [4948] may be required to complete installation. EFI-Electronic Fuel Injection.

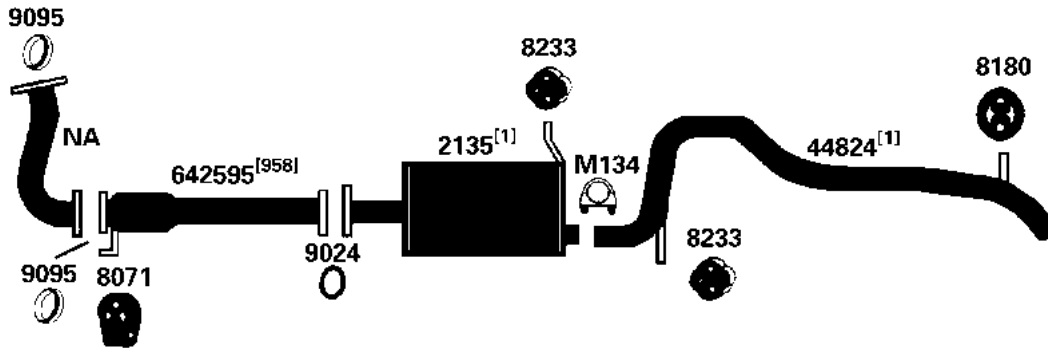
[1] OE system was a welded assembly. It is recommended that all parts noted [1] should be replaced.

[958] Federal & California Emissions. Not For Sale or Use on vehicles licensed in the state of CA & NY (NY vehicles with CA Emissions). Check with your state authority for details.

[960] California Emissions. Not For Sale or Use on vehicles licensed in the state of CA & NY. Check with your state authority.

CHEVROLET TRACKER (Also see Geo Tracker)

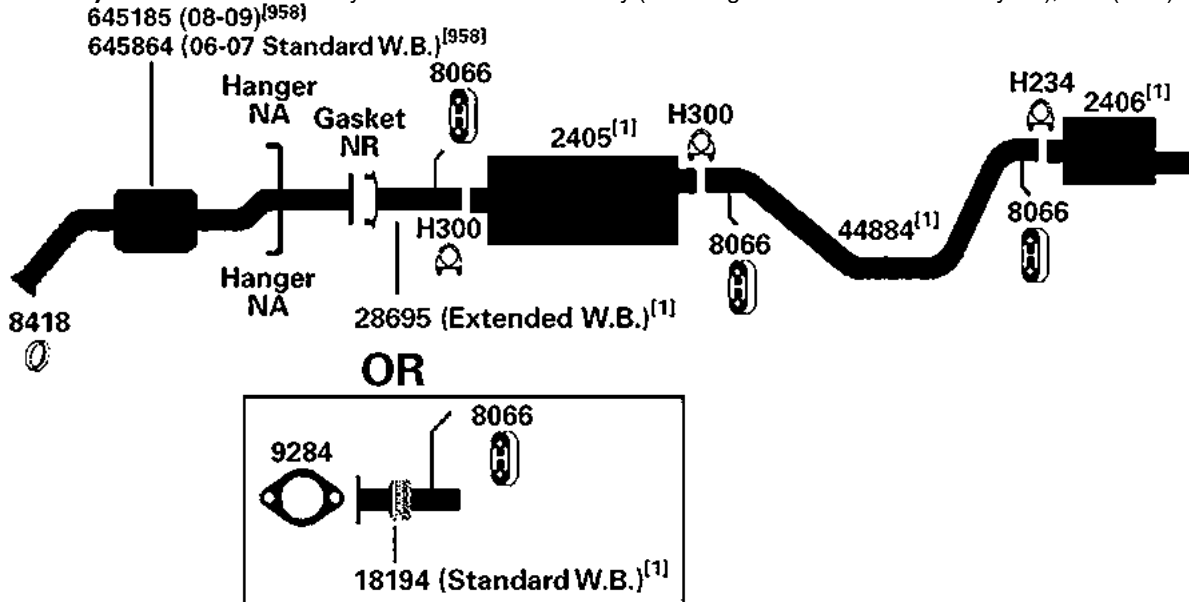
(100098) 1998 4 Cyl. Tracker, 1.6L (16 Valve Eng.), 2-Door Models



DIRECT FIT MSL/MAXIMUM Muffler... 700242, UNIVERSAL FIT MSL/MAXIMUM Muffler... 6651

CHEVROLET TRAILBLAZER / GMC ENVOY (New Body Style)

(101978) 06-09 6 Cyl. Trailblazer/Envoy (including Trailblazer EXT & Envoy XL); 256 (4.2L) L6 Engine



DIRECT FIT MSL/MAXIMUM Muffler... Front Muffler- 700429, Rear Muffler- 700345

NA-Not Available. NR-Not Required. FL-Remove and Re-Use Old Flange. ● Golden Warehouse. O.E.-Original Equipment.

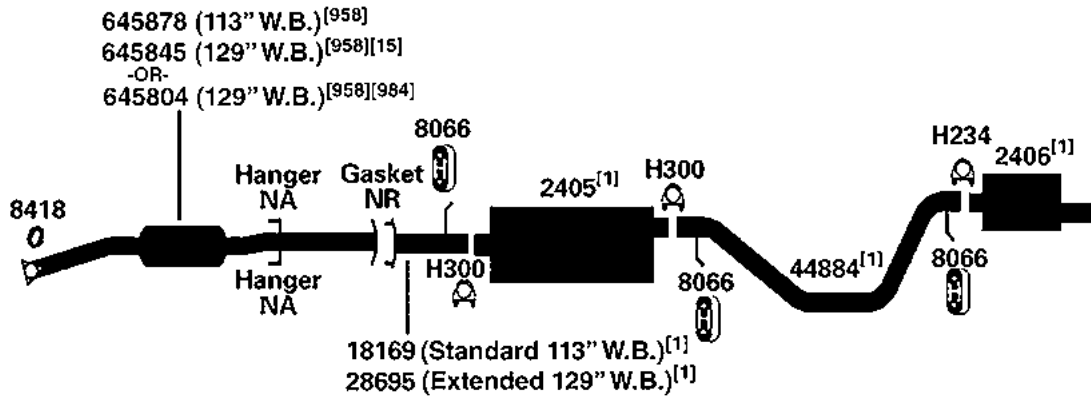
Airtube Kit [4948] may be required to complete installation. EFI-Electronic Fuel Injection.

[1] OE system was a welded assembly. It is recommended that all parts noted [1] should be replaced.

[958] Federal & California Emissions. Not For Sale or Use on vehicles licensed in the state of CA & NY (NY vehicles with CA Emissions). Check with your state authority for details.

CHEVROLET TRAILBLAZER / GMC ENVOY (New Body Style)

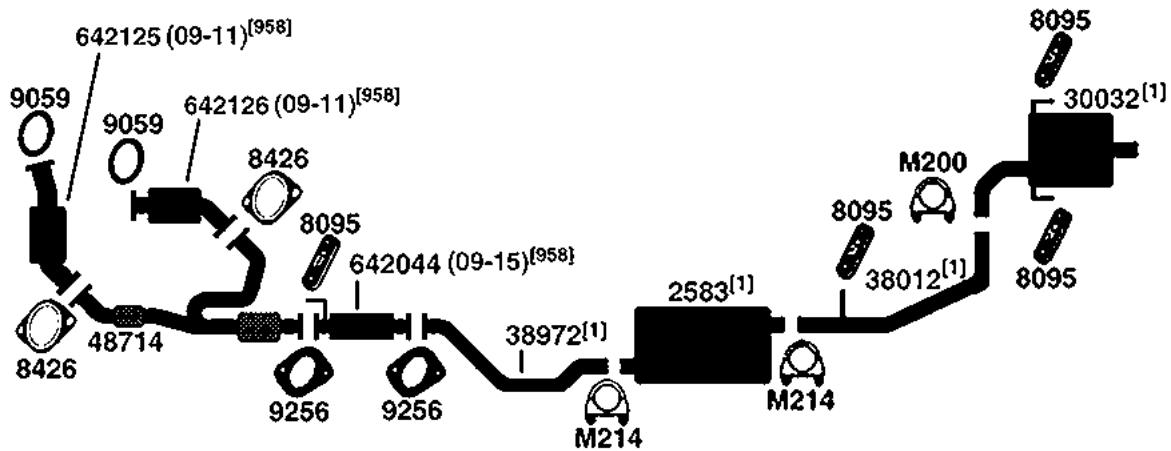
02-05 6 Cyl. Trailblazer/Envoy (including Trailblazer EXT, Envoy XL & Envoy XUV); 256 (4.2L) **(100459)**
L6 Engine



DIRECT FIT MSL/MAXIMUM Muffler... Front- 700429, Rear- 700345
DIRECT FIT MSL/MAXIMUM Muffler... Front Muffler- 700429, Rear Muffler- 700345

CHEVROLET TRAVERSE

09-16 6 Cyl. Traverse; Base, LS, LT; 3.6L Engine; (Single Exhaust) **(102649)**



DIRECT FIT MSL/MAXIMUM Muffler... 700473

NA-Not Available. NR-Not Required. FL-Remove and Re-Use Old Flange. ● Golden Warehouse. O.E.-Original Equipment.

Airtube Kit [4948] may be required to complete installation. EFI-Electronic Fuel Injection.

[1] OE system was a welded assembly. It is recommended that all parts noted [1] should be replaced.

[15] Discontinued, use until inventory is depleted.

[958] Federal & California Emissions. Not For Sale or Use on vehicles licensed in the state of CA & NY (NY vehicles with CA Emissions). Check with your state authority for details.

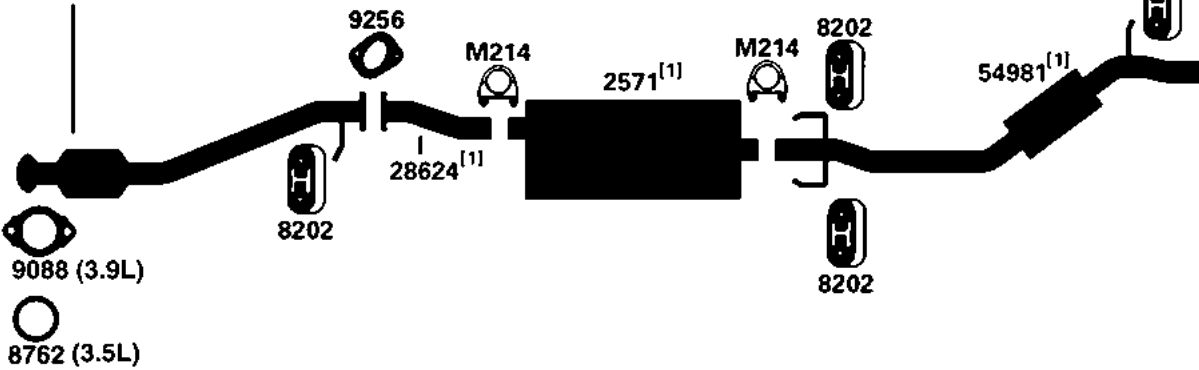
[984] Aftermarket is a 2 Piece Design.

CHEVROLET UPLANDER

(102085) 07-08 6 Cyl. Uplander; 3.9L Engine; (121.1" W.B.); Exc. Sport Suspension

643029 (3.9L Eng.)^[958]

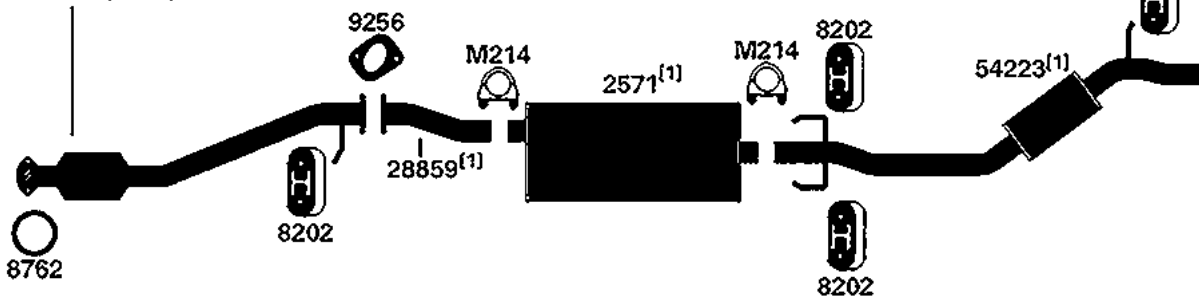
643017 (3.5L Eng., FWD)^[958]



DIRECT FIT MSL/MAXIMUM Muffler... 700469

(102688) 05-06 6 Cyl. Uplander; 3.5L Engine; w/ Sport Suspension

643017 (FWD)^[958]

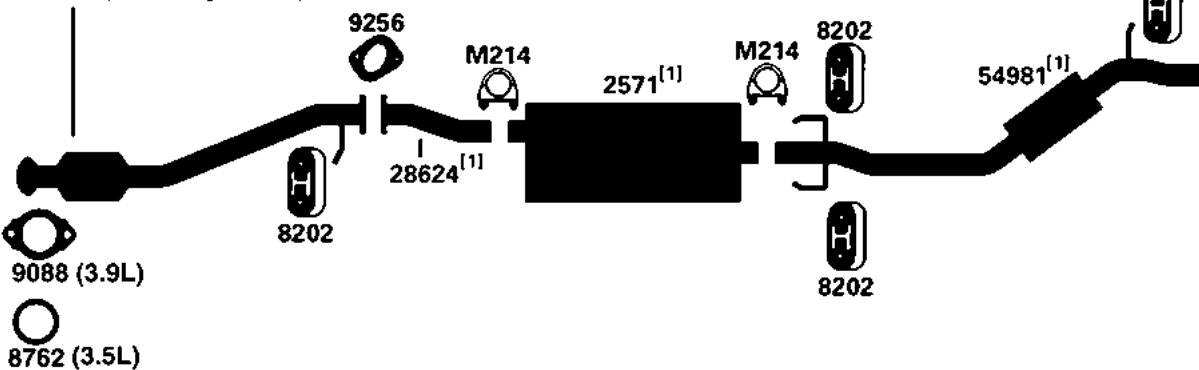


DIRECT FIT MSL/MAXIMUM Muffler... 700469

(102085) 05-06 6 Cyl. Uplander; 3.5L Engine; (121" W.B.); Exc. Sport Suspension

643029 (3.9L Eng.)^[958]

643017 (3.5L Eng., FWD)^[958]



DIRECT FIT MSL/MAXIMUM Muffler... 700469

NA-Not Available. NR-Not Required. FL-Remove and Re-Use Old Flange. ● Golden Warehouse. O.E.-Original Equipment.

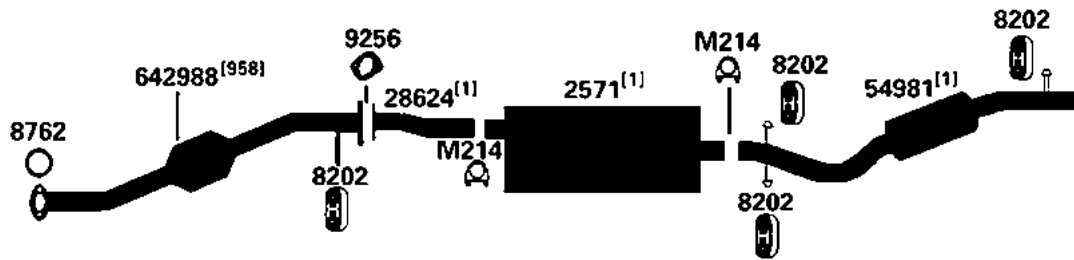
Airtube Kit [4948] may be required to complete installation. EFI-Electronic Fuel Injection.

[1] OE system was a welded assembly. It is recommended that all parts noted [1] should be replaced.

[958] Federal & California Emissions. Not For Sale or Use on vehicles licensed in the state of CA & NY (NY vehicles with CA Emissions). Check with your state authority for details.

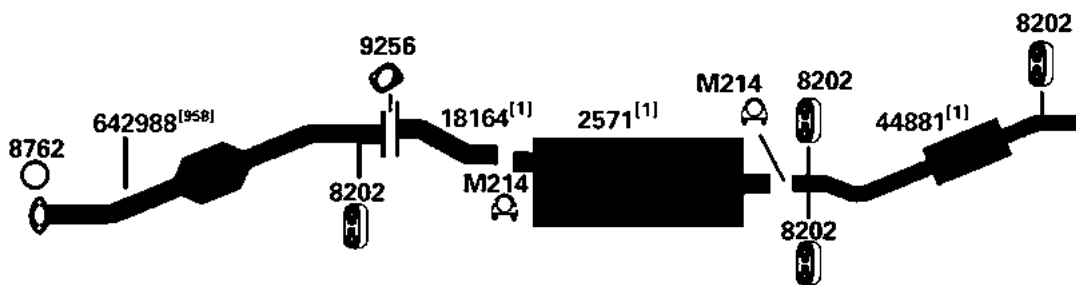
CHEVROLET VENTURE VAN

02-05 6 Cyl. Venture, 3.4L V-6, Extended Length Vans Only (120" W.B.)(Code "UM" on door decal), FWD Only **(100361)**



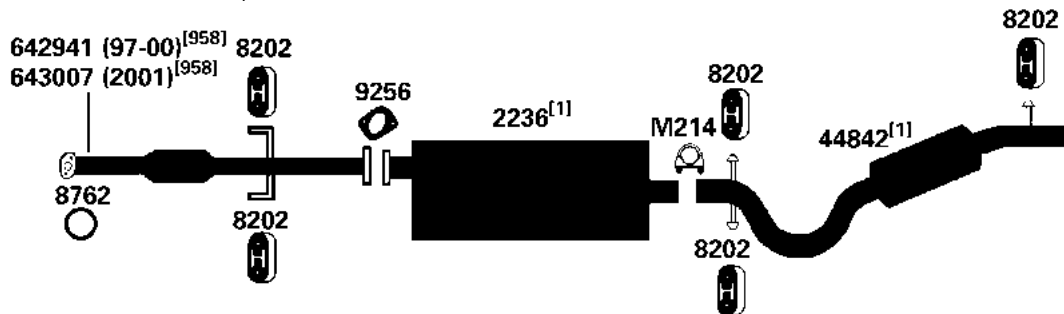
DIRECT FIT MSL/MAXIMUM Muffler... 700469

02-05 6 Cyl. Venture, 3.4L V-6, Standard Length Vans Only (112" W.B.)(Code "UN" on door decal), FWD Only **(100354)**



DIRECT FIT MSL/MAXIMUM Muffler... 700469

97-01 6 Cyl. Venture, 3.4L V-6, Standard Length Vans Only (112" W.B.)(Code "UN" on door decal) **(100099)**



DIRECT FIT MSL/MAXIMUM Muffler... 700341

NA-Not Available. NR-Not Required. FL-Remove and Re-Use Old Flange. ● Golden Warehouse. O.E.-Original Equipment.

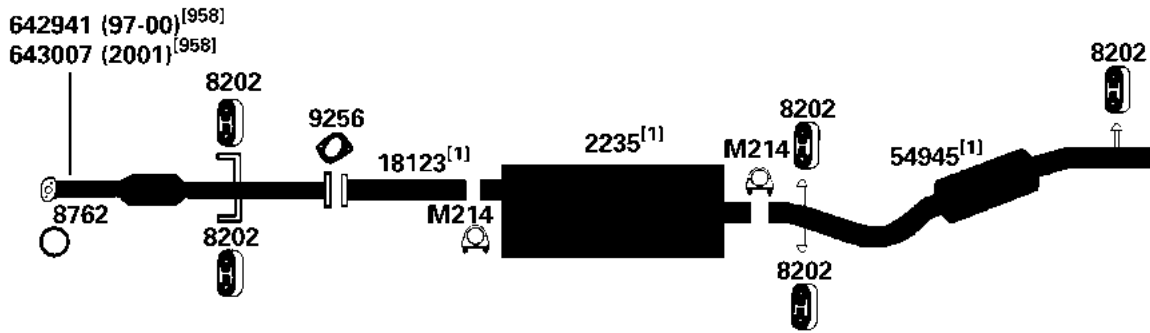
Airtube Kit [4948] may be required to complete installation. EFI-Electronic Fuel Injection.

[1] OE system was a welded assembly. It is recommended that all parts noted [1] should be replaced.

[958] Federal & California Emissions. Not For Sale or Use on vehicles licensed in the state of CA & NY (NY vehicles with CA Emissions). Check with your state authority for details.

CHEVROLET VENTURE VAN

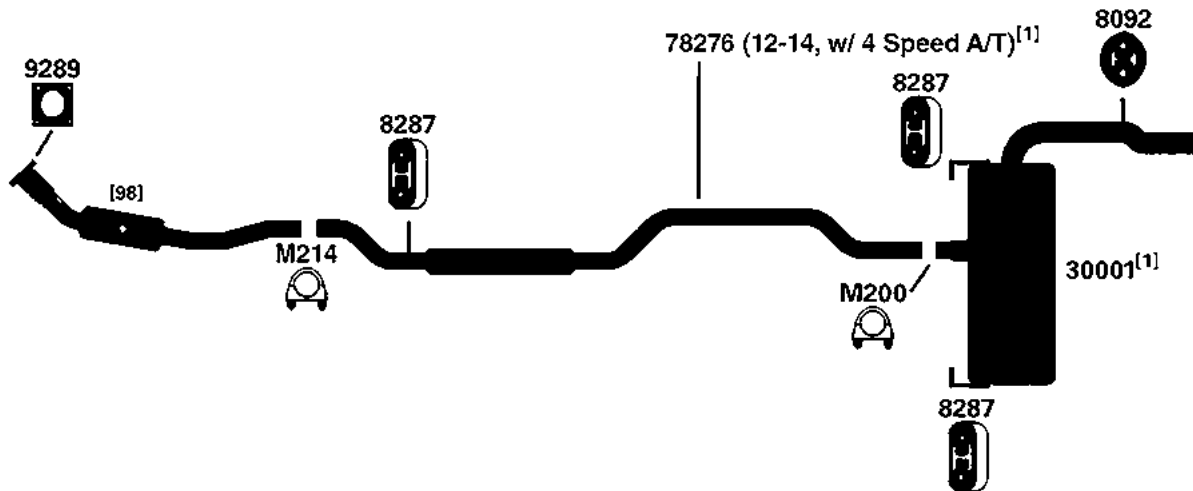
(100100) 97-01 6 Cyl. Venture, 3.4L V-6, Extended Length Vans Only (120" W.B.)(Code "UM" on door decal)



DIRECT FIT MSL/MAXIMUM Muffler... 700339

CHRYSLER CHRYSLER 200 SERIES

(102065) 11-14 4 Cyl. 200, 2.4L Engine, Sedan



NA-Not Available. NR-Not Required. FL-Remove and Re-Use Old Flange. ● Golden Warehouse. O.E.-Original Equipment.

Airtube Kit [4948] may be required to complete installation. EFI-Electronic Fuel Injection.

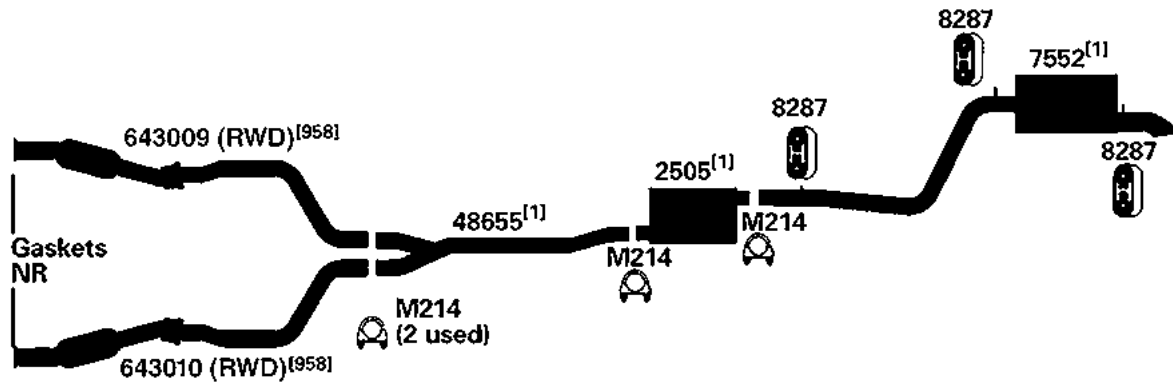
[1] OE system was a welded assembly. It is recommended that all parts noted [1] should be replaced.

[98] Refer to current Catalytic Converter catalog or Website catalog for availability.

[958] Federal & California Emissions. Not For Sale or Use on vehicles licensed in the state of CA & NY (NY vehicles with CA Emissions). Check with your state authority for details.

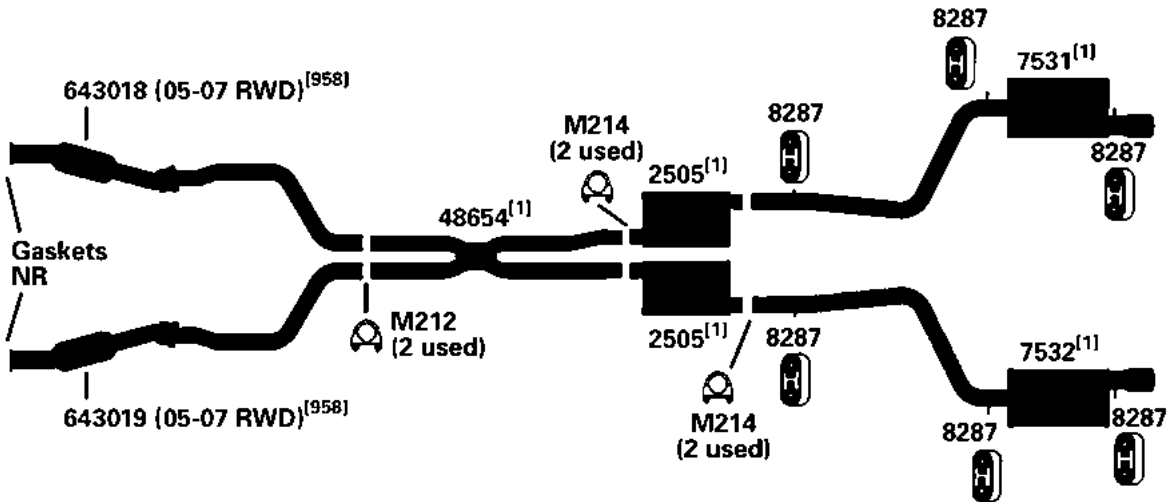
05-10 6 Cyl. 300, 2.7L & 3.5L Engine, Standard Wheel Base

(101920)



05-10 8 Cyl. 300C, 5.7L Engine, Standard Wheel Base

(101923)



NA-Not Available. NR-Not Required. FL-Remove and Re-Use Old Flange. ● Golden Warehouse. O.E.-Original Equipment.

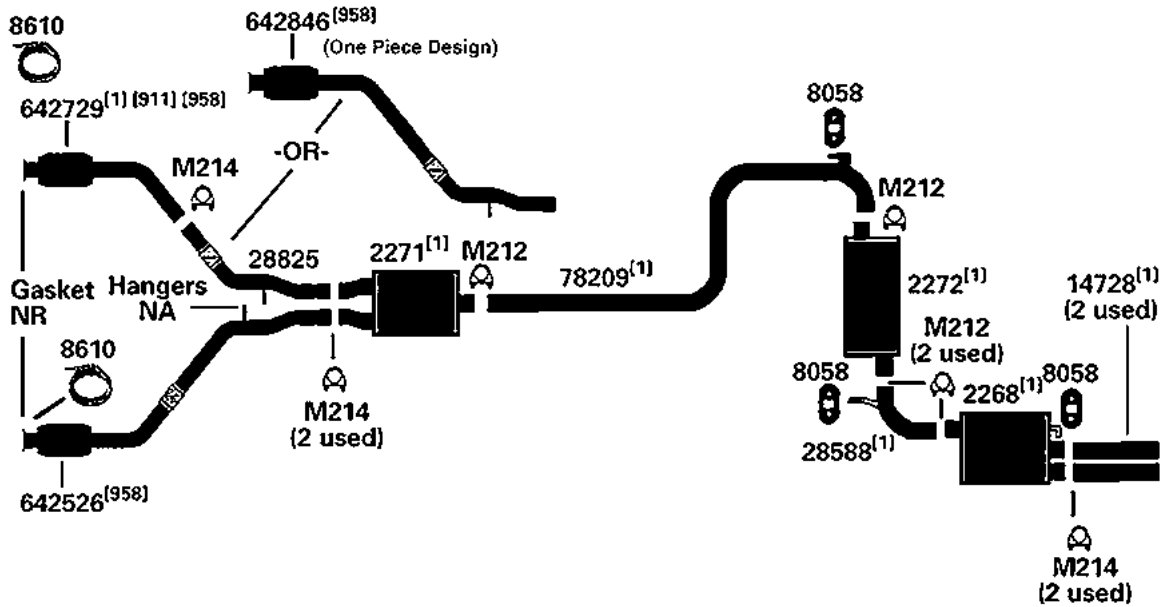
Airtube Kit [4948] may be required to complete installation. EFI-Electronic Fuel Injection.

[1] OE system was a welded assembly. It is recommended that all parts noted [1] should be replaced.

[958] Federal & California Emissions. Not For Sale or Use on vehicles licensed in the state of CA & NY (NY vehicles with CA Emissions). Check with your state authority for details.

CHRYSLER 300 SERIES

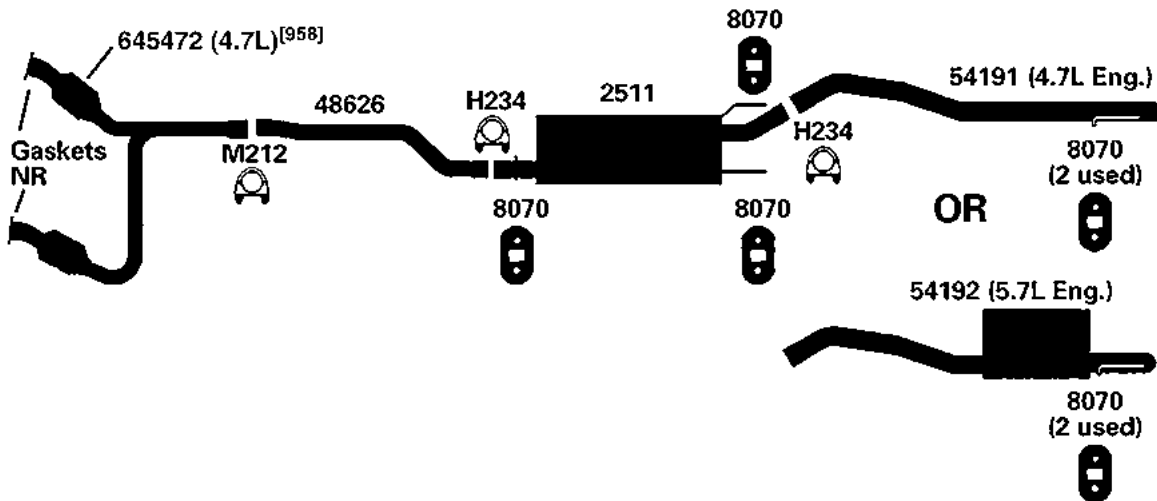
(100021) 99-04 6 Cyl. 300M, 3.5L Engine, Single Exhaust



DIRECT FIT MSL/MAXIMUM Muffler... Front Muffler- 700327, Center Muffler- 700378, Rear Muffler- 700385

CHRYSLER ASPEN

(102049) 2007 8 Cyl. Aspen, 4.7L & 5.7L Engine



DIRECT FIT MSL/MAXIMUM Muffler... 700474

NA-Not Available. NR-Not Required. FL-Remove and Re-Use Old Flange. ● Golden Warehouse. O.E.-Original Equipment.

Airtube Kit [4948] may be required to complete installation. EFI-Electronic Fuel Injection.

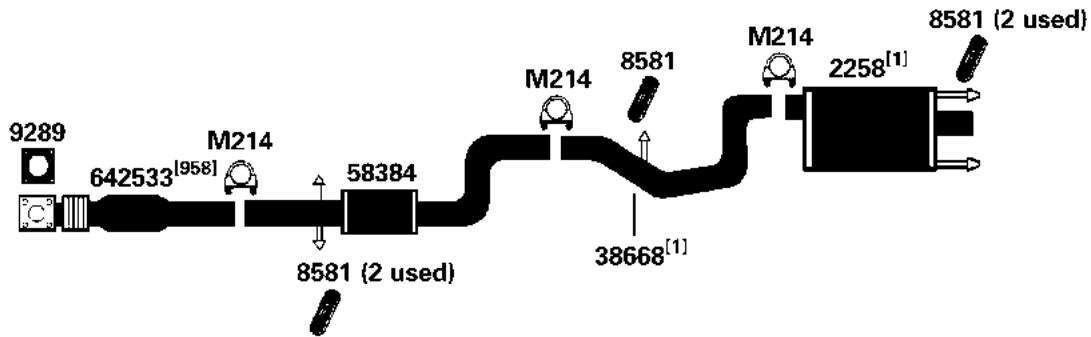
[1] OE system was a welded assembly. It is recommended that all parts noted [1] should be replaced.

[911] Semi-Direct Fit converter. Fabrication required.

[958] Federal & California Emissions. Not For Sale or Use on vehicles licensed in the state of CA & NY (NY vehicles with CA Emissions). Check with your state authority for details.

98-00 4 Cyl. Cirrus, 2.4L Engine

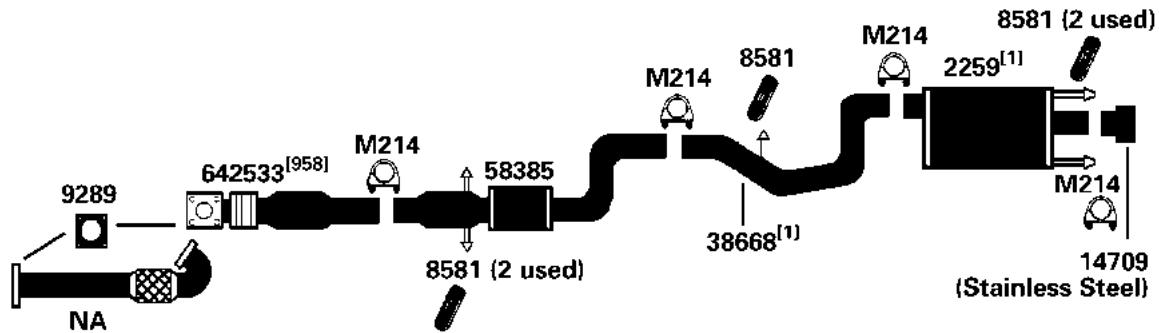
(100012)



DIRECT FIT MSL/MAXIMUM Muffler... 700382

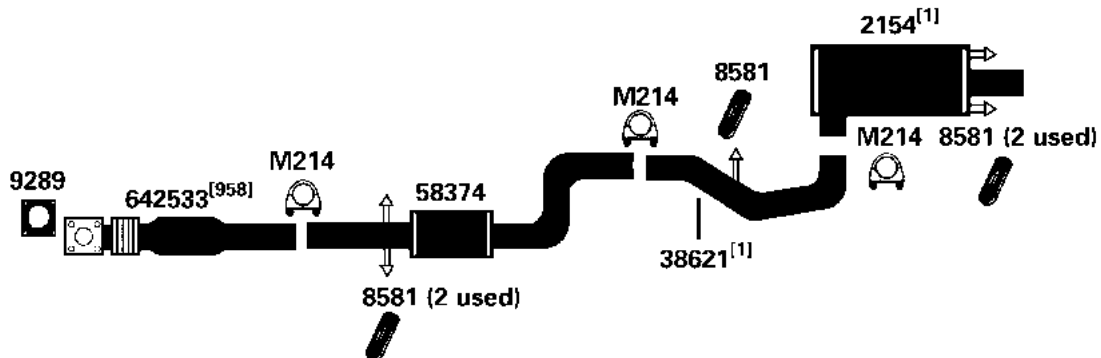
98-00 6 Cyl. Cirrus, 2.5L Engine

(100013)



96-97 4 Cyl. Cirrus, 2.4L EFI Engine

(14776)



DIRECT FIT MSL/MAXIMUM Muffler... 700250

NA-Not Available. NR-Not Required. FL-Remove and Re-Use Old Flange. ● Golden Warehouse. O.E.-Original Equipment.

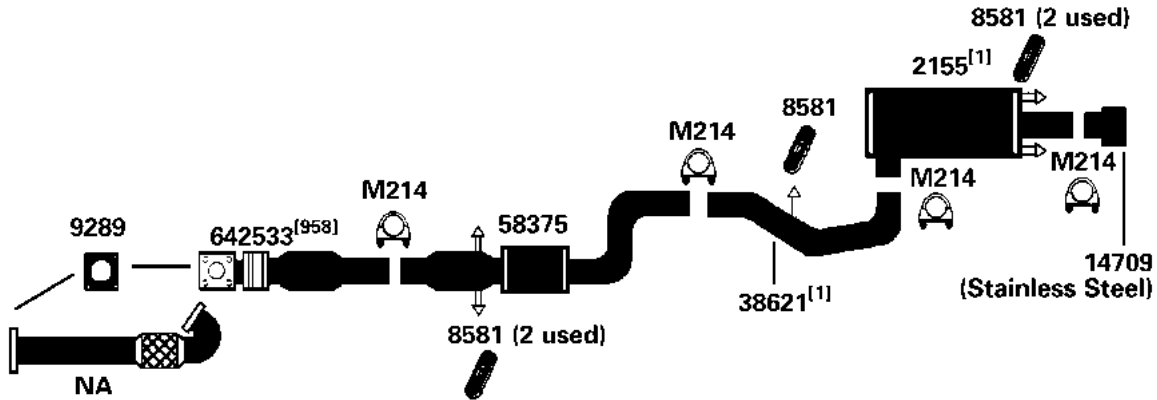
Airtube Kit [4948] may be required to complete installation. EFI-Electronic Fuel Injection.

[1] OE system was a welded assembly. It is recommended that all parts noted [1] should be replaced.

[958] Federal & California Emissions. Not For Sale or Use on vehicles licensed in the state of CA & NY (NY vehicles with CA Emissions). Check with your state authority for details.

CHRYSLER CIRRUS

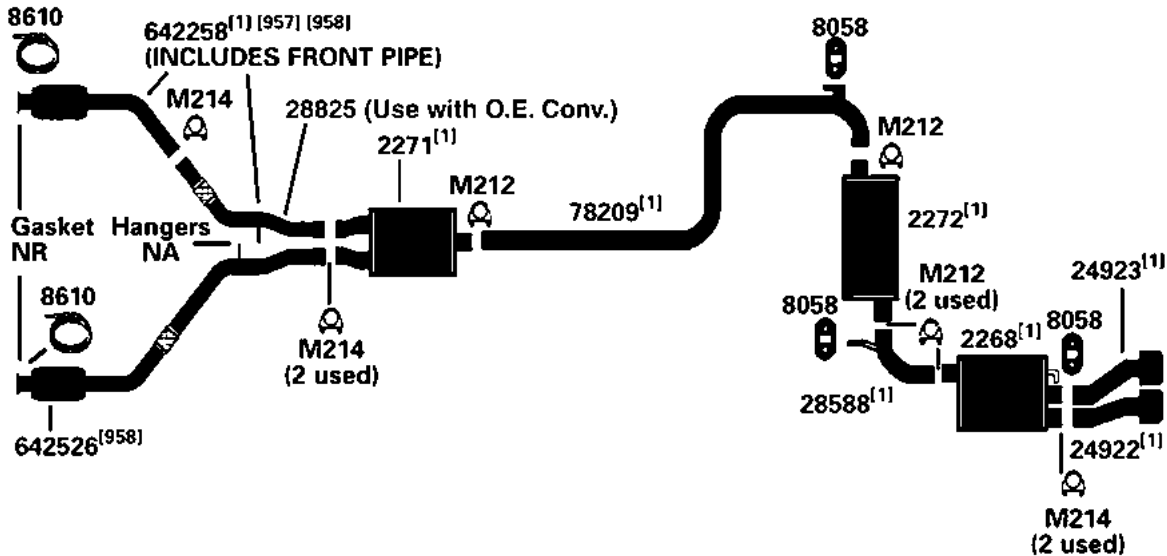
(14775) 95-97 6 Cyl. Cirrus, 2.5L EFI Engine



DIRECT FIT MSL/MAXIMUM Muffler... 700398

CHRYSLER CONCORDE

(100559) 02-04 6 Cyl. Concorde Limited, 3.5L Engine



DIRECT FIT MSL/MAXIMUM Muffler... Front Muffler- 700327, Center Muffler- 700378, Rear Muffler- 700385

NA-Not Available. NR-Not Required. FL-Remove and Re-Use Old Flange. ● Golden Warehouse. O.E.-Original Equipment.

Airtube Kit [4948] may be required to complete installation. EFI-Electronic Fuel Injection.

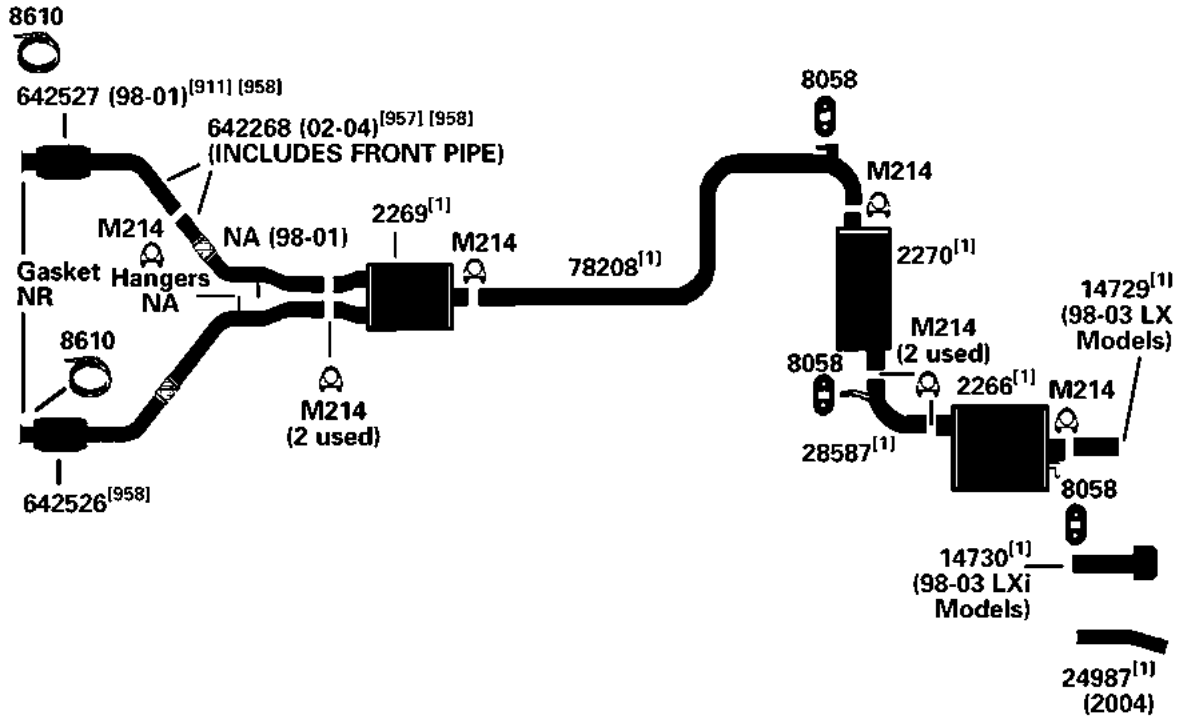
[1] OE system was a welded assembly. It is recommended that all parts noted [1] should be replaced.

[957] Front pipe is not required when ordering converter.

[958] Federal & California Emissions. Not For Sale or Use on vehicles licensed in the state of CA & NY (NY vehicles with CA Emissions). Check with your state authority for details.

98-04 6 Cyl. Concorde, 2.7L Engine

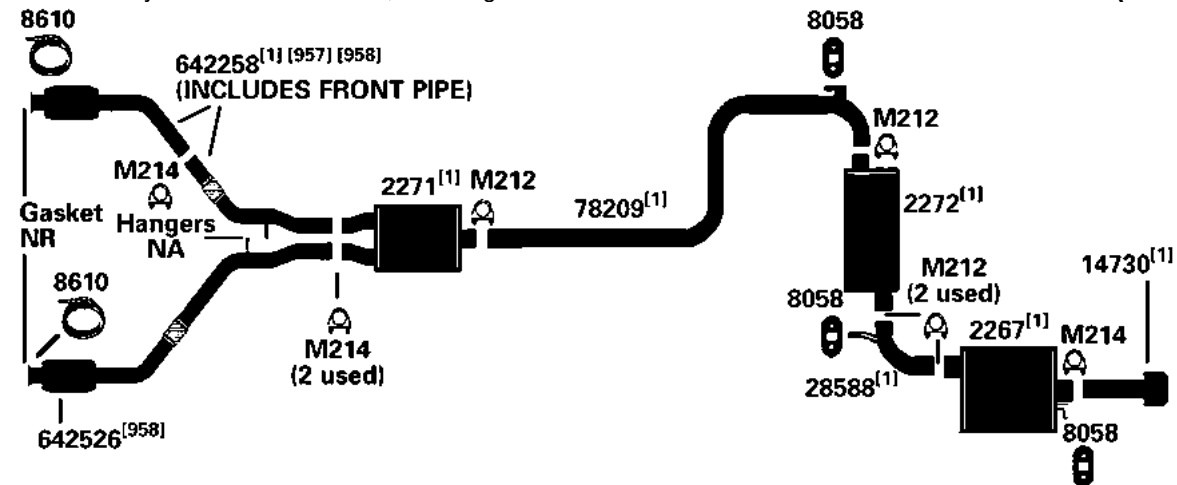
(100024)



DIRECT FIT MSL/MAXIMUM Muffler... Front Muffler- 700328, Center Muffler- 700379, Rear Muffler- 700384, UNIVERSAL FIT MSL/MAXIMUM Muffler... Center Muffler- 709012

2002 6 Cyl. Concorde LXI, 3.5L Engine

(100560)



DIRECT FIT MSL/MAXIMUM Muffler... Front Muffler- 700327, Center Muffler- 700378, Rear Muffler- 700306

NA-Not Available. NR-Not Required. FL-Remove and Re-Use Old Flange. ● Golden Warehouse. O.E.-Original Equipment.
Airtube Kit [4948] may be required to complete installation. EFI-Electronic Fuel Injection.

[1] OE system was a welded assembly. It is recommended that all parts noted [1] should be replaced.

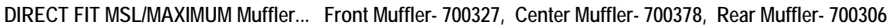
[911] Semi-Direct Fit converter. Fabrication required.

[957] Front pipe is not required when ordering converter.

[958] Federal & California Emissions. Not For Sale or Use on vehicles licensed in the state of CA & NY (NY vehicles with CA Emissions). Check with your state authority for details.

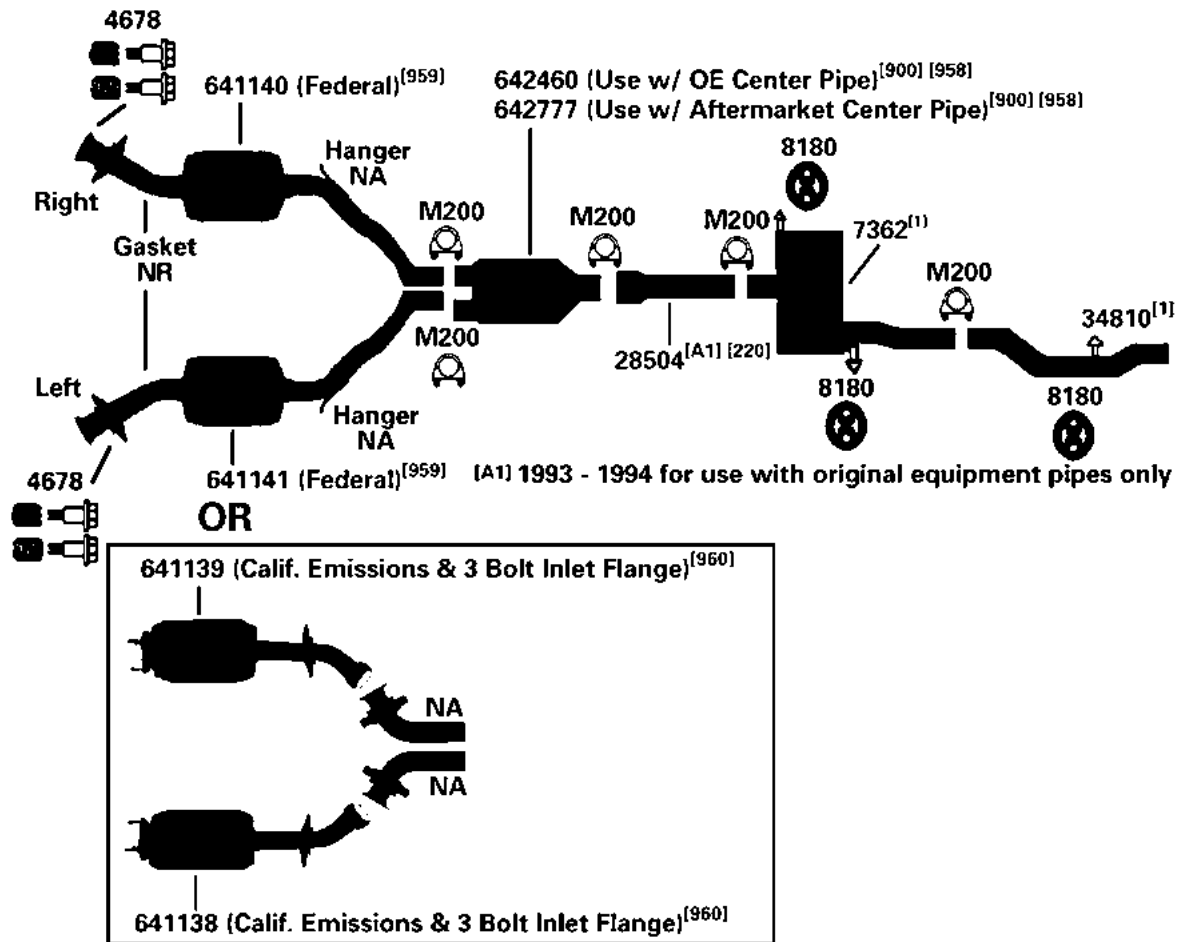
CHRYSLER CONCORDE

Concorde, 3.2L Engine



Concorde, 3.5L EFI Engine (216); with Catalytic Converter





NA-Not Available. NR-Not Required. FL-Remove and Re-Use Old Flange. ● Golden Warehouse. O.E.-Original Equipment.

Airtube Kit [4948] may be required to complete installation. EFI-Electronic Fuel Injection.

[1] OE system was a welded assembly. It is recommended that all parts noted [1] should be replaced.

[220] The O.E. extension pipe must be cut off 4" behind the pipe to converter weld.

[900] Direct fit converter may require resizing, cutting or bushing.

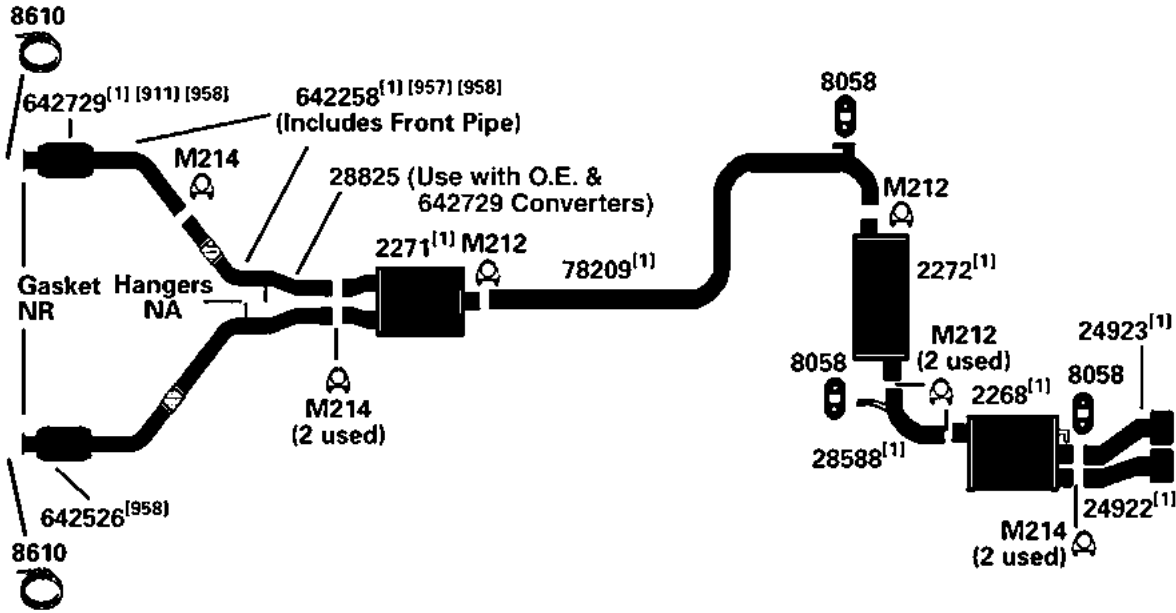
[958] Federal & California Emissions. Not For Sale or Use on vehicles licensed in the state of CA & NY (NY vehicles with CA Emissions). Check with your state authority for details.

[959] Federal Emissions. Not For Sale or Use on vehicles licensed in the state of CA. Check with your state authority.

[960] California Emissions. Not For Sale or Use on vehicles licensed in the state of CA & NY. Check with your state authority.

CHRYSLER FIFTH AVE., LHS, NEW YORKER

(100016) 99-01 6 Cyl. LHS, 3.5L Engine



DIRECT FIT MSL/MAXIMUM Muffler... Front Muffler- 700327, Center Muffler- 700378, Rear Muffler- 700385

NA-Not Available. NR-Not Required. FL-Remove and Re-Use Old Flange. ● Golden Warehouse. O.E.-Original Equipment.
Airtube Kit [4948] may be required to complete installation. EFI-Electronic Fuel Injection.

[1] OE system was a welded assembly. It is recommended that all parts noted [1] should be replaced.

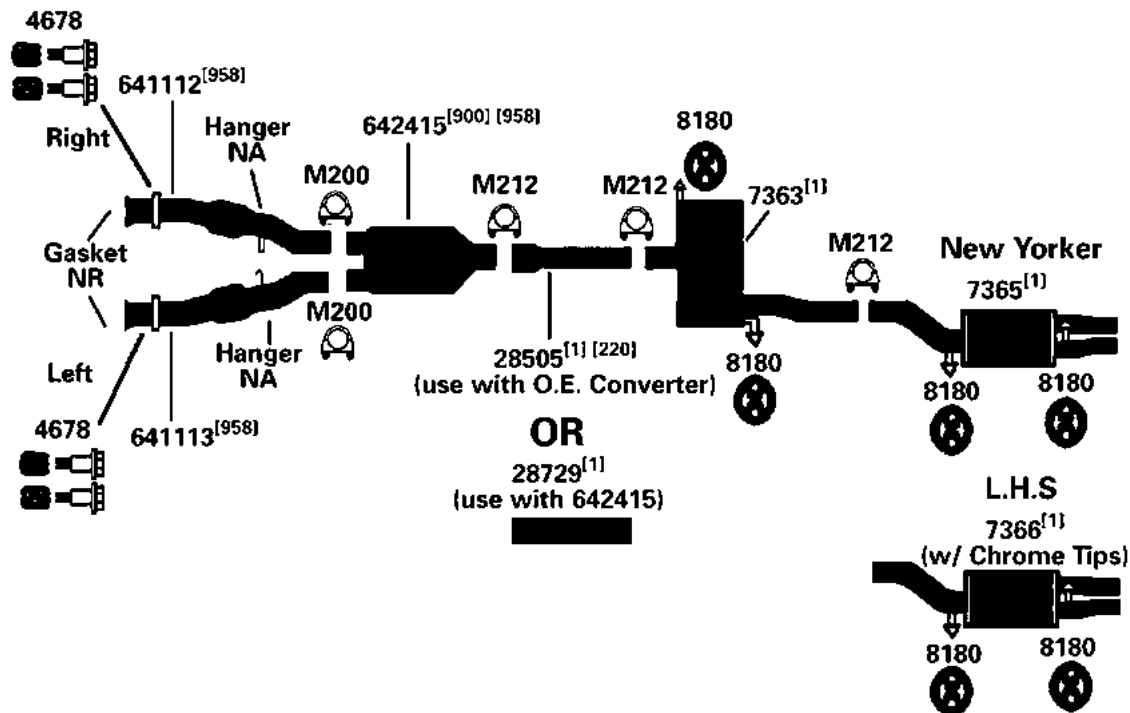
[911] Semi-Direct Fit converter. Fabrication required.

[957] Front pipe is not required when ordering converter.

[958] Federal & California Emissions. Not For Sale or Use on vehicles licensed in the state of CA & NY (NY vehicles with CA Emissions). Check with your state authority for details.

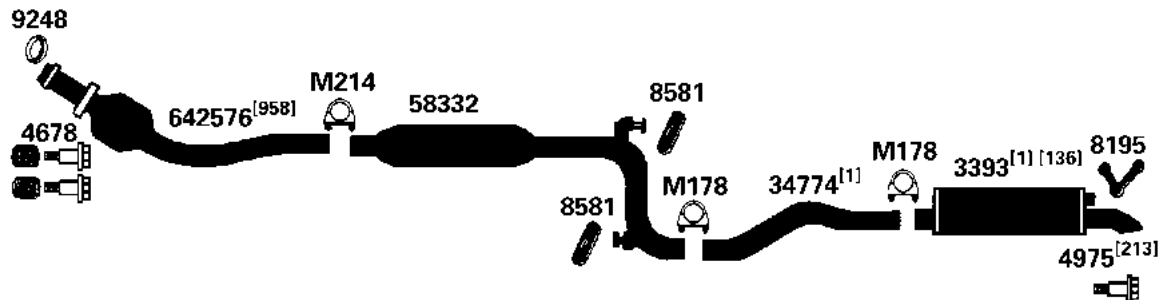
CHRYSLER FIFTH AVE., LHS, NEW YORKER

95-97	6 Cyl.	LHS, 3.5L EFI Engine (216), with Catalytic Converter	(3147)
95-96	6 Cyl.	New Yorker, 3.5L EFI Engine (216), with Catalytic Converter	



CHRYSLER LEBARON

1995	6 Cyl.	LeBaron GTC Convertible, 3.0L EFI Engine (181); with Catalytic Converter	(3384)
------	--------	--	--------



DIRECT FIT MSL/MAXIMUM Muffler... 700119, UNIVERSAL FIT MSL/MAXIMUM Muffler... 6565, Silentone DIY Muffler... 5563 and 14663 Spout

NA-Not Available. NR-Not Required. FL-Remove and Re-Use Old Flange. ● Golden Warehouse. O.E.-Original Equipment.

Airtube Kit [4948] may be required to complete installation. EFI-Electronic Fuel Injection.

[1] OE system was a welded assembly. It is recommended that all parts noted [1] should be replaced.

[136] O.E. muffler has dual spouts. Replacement muffler has single spout.

[213] Required for installation on 1993 models.

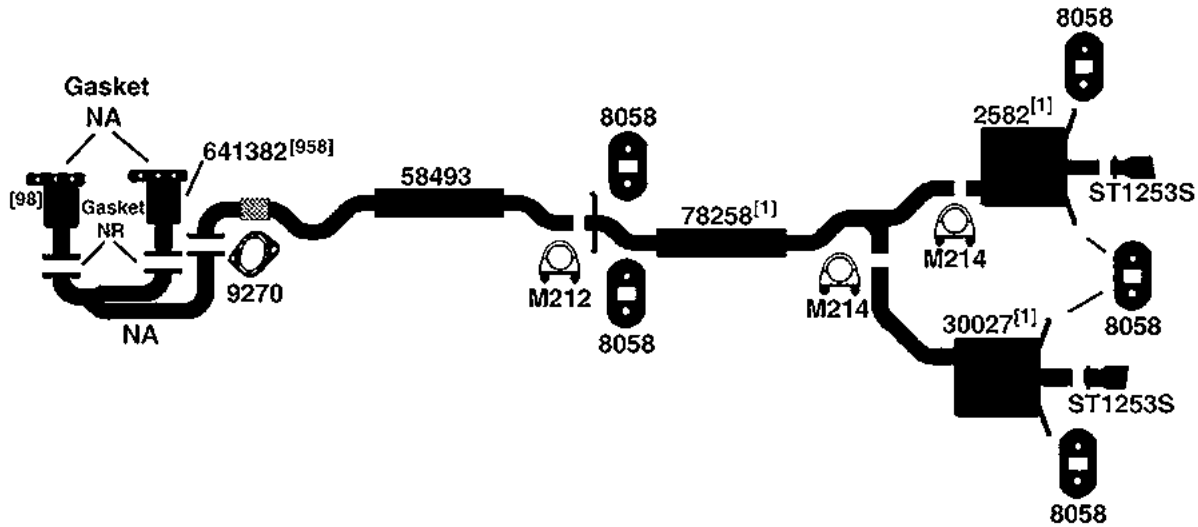
[220] The O.E. extension pipe must be cut off 4" behind the pipe to converter weld.

[900] Direct fit converter may require resizing, cutting or bushing.

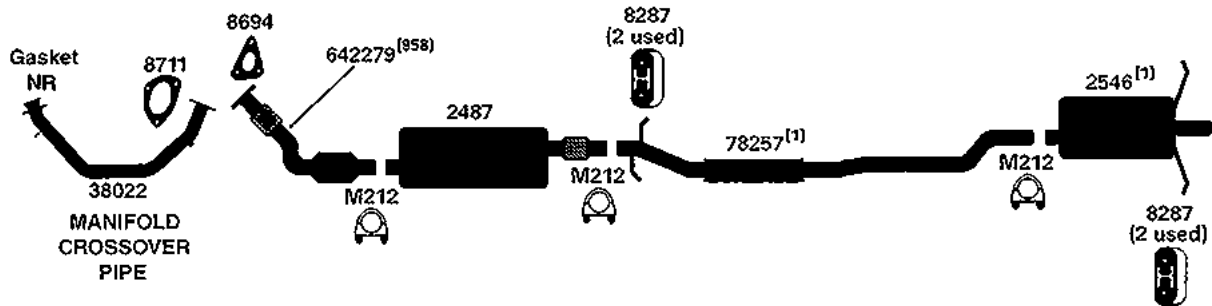
[958] Federal & California Emissions. Not For Sale or Use on vehicles licensed in the state of CA & NY (NY vehicles with CA Emissions). Check with your state authority for details.

CHRYSLER PACIFICA

(102635) 2007 6 Cyl. Pacifica, 4.0L Engine



(101987) 04-06 6 Cyl. Pacifica, 3.5L Engine



DIRECT FIT MSL/MAXIMUM Muffler... Front 700471, Rear 700472

NA-Not Available. NR-Not Required. FL-Remove and Re-Use Old Flange. ● Golden Warehouse. O.E.-Original Equipment.

Airtube Kit [4948] may be required to complete installation. EFI-Electronic Fuel Injection.

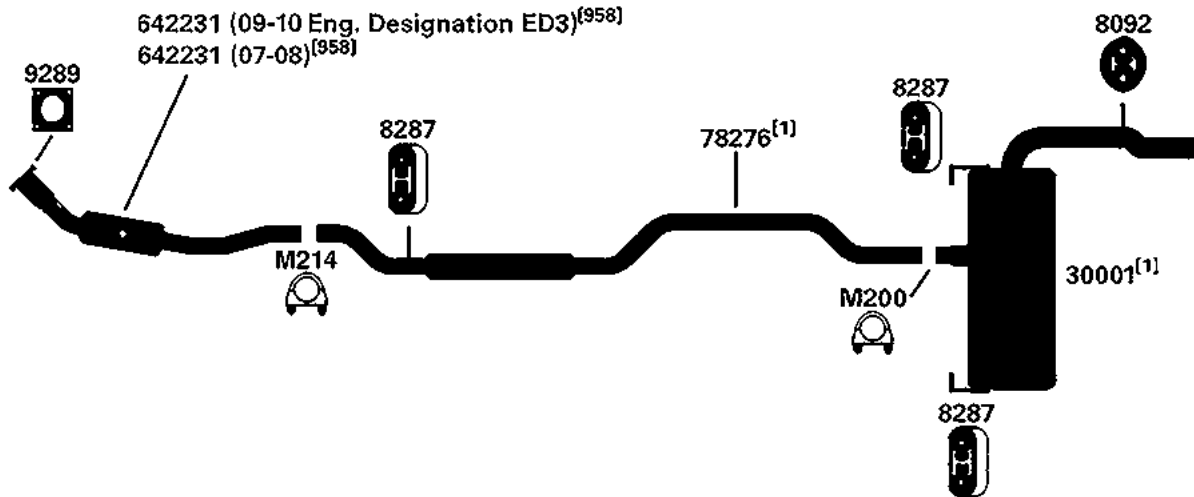
[1] OE system was a welded assembly. It is recommended that all parts noted [1] should be replaced.

[98] Refer to current Catalytic Converter catalog or Website catalog for availability.

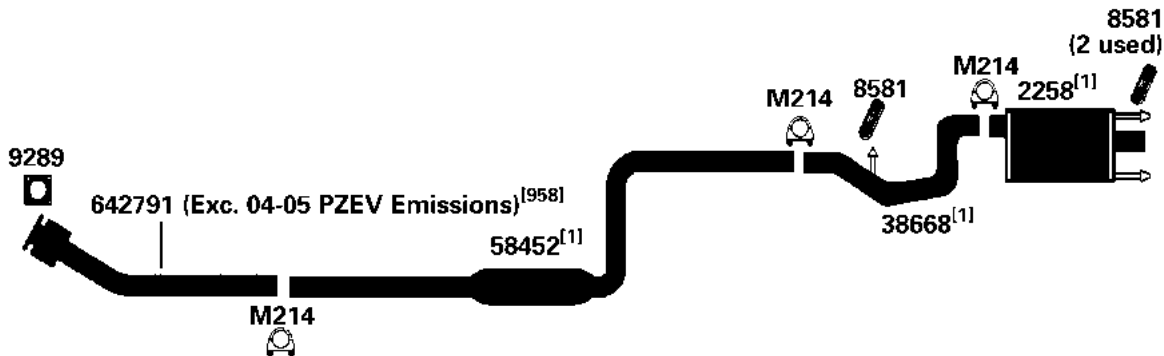
[958] Federal & California Emissions. Not For Sale or Use on vehicles licensed in the state of CA & NY (NY vehicles with CA Emissions). Check with your state authority for details.

CHRYSLER SEBRING

(102066) 07-10 4 Cyl. Sebring, 2.4L Engine, Sedan, (VIN CODES B, K ONLY)

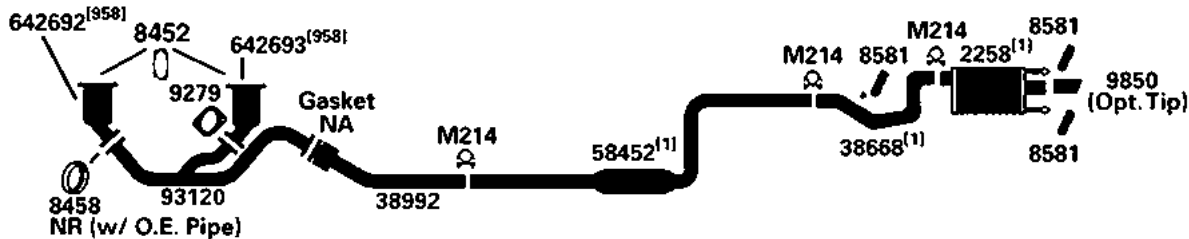


(100456) 01-06 4 Cyl. Sebring Sedan, 2.4L Engine



DIRECT FIT MSL/MAXIMUM Muffler... 700382

(100478) 01-06 6 Cyl. Sebring Sedan, 2.7L Engine



DIRECT FIT MSL/MAXIMUM Muffler... 700382

NA-Not Available. NR-Not Required. FL-Remove and Re-Use Old Flange. ● Golden Warehouse. O.E.-Original Equipment.

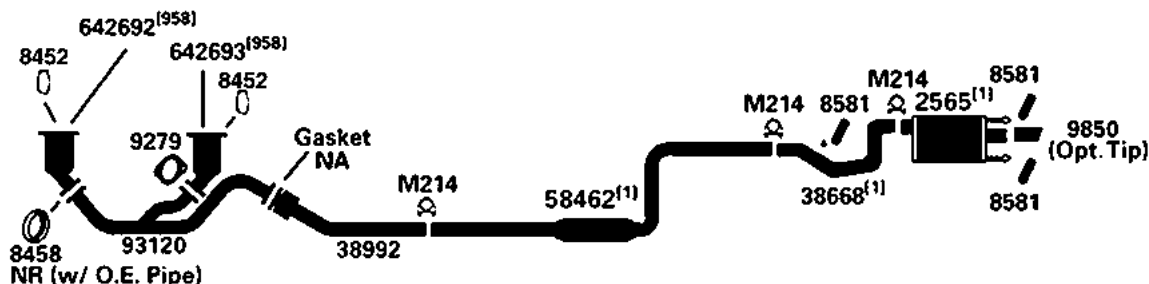
Airtube Kit [4948] may be required to complete installation. EFI-Electronic Fuel Injection.

[1] OE system was a welded assembly. It is recommended that all parts noted [1] should be replaced.

[958] Federal & California Emissions. Not For Sale or Use on vehicles licensed in the state of CA & NY (NY vehicles with CA Emissions). Check with your state authority for details.

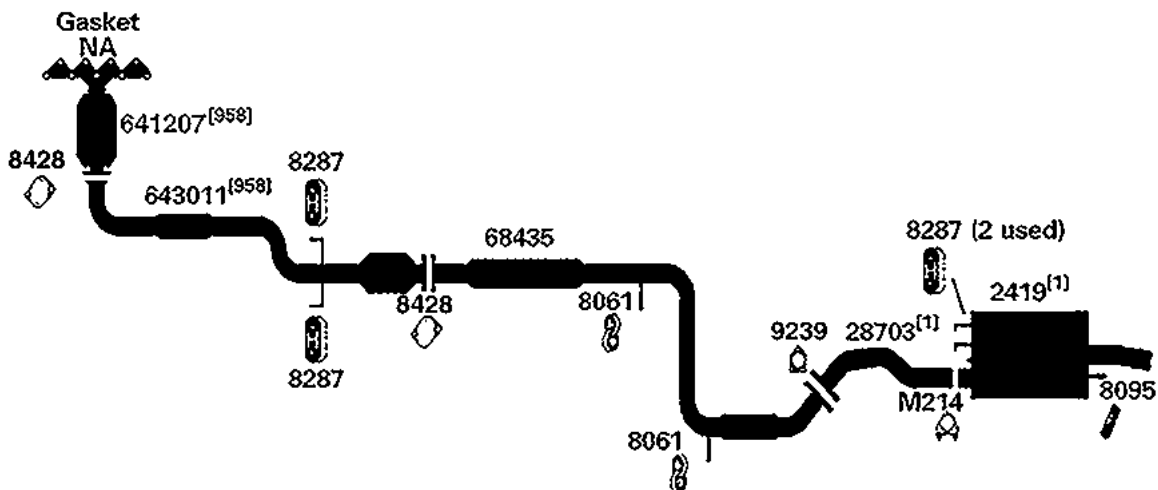
01-06 6 Cyl. Sebring Convertible, 2.7L Engine

(102114)



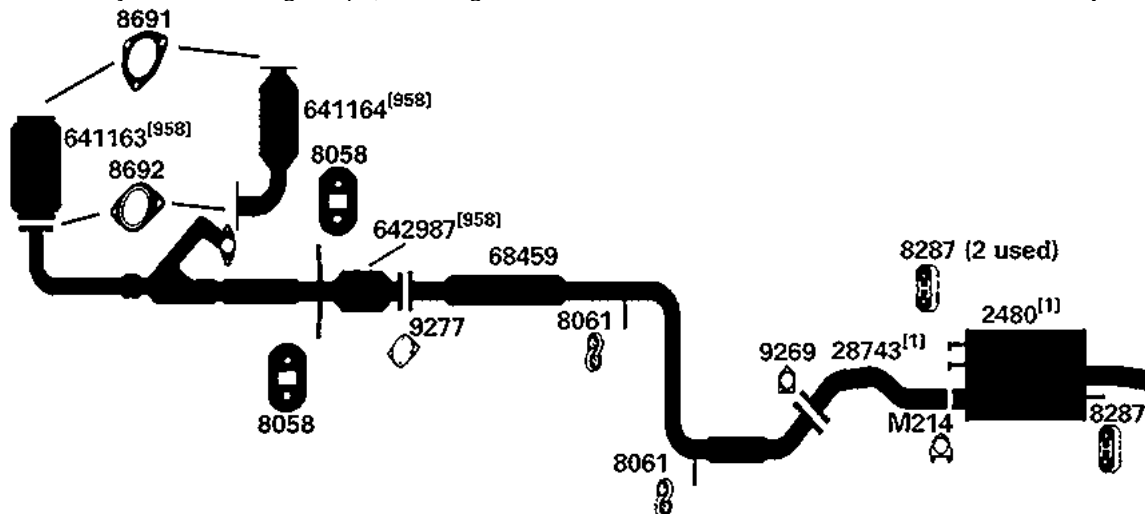
01-05 4 Cyl. Sebring Coupe, 2.4L Engine

(100709)



01-05 6 Cyl. Sebring Coupe, 3.0L Engine

(100481)



NA-Not Available. NR-Not Required. FL-Remove and Re-Use Old Flange. ● Golden Warehouse. O.E.-Original Equipment.

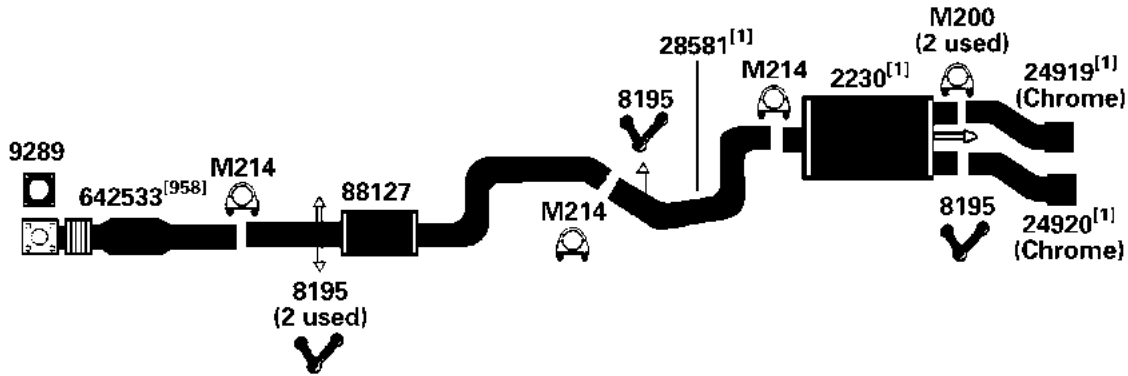
Airtube Kit [4948] may be required to complete installation. EFI-Electronic Fuel Injection.

[1] OE system was a welded assembly. It is recommended that all parts noted [1] should be replaced.

[958] Federal & California Emissions. Not For Sale or Use on vehicles licensed in the state of CA & NY (NY vehicles with CA Emissions). Check with your state authority for details.

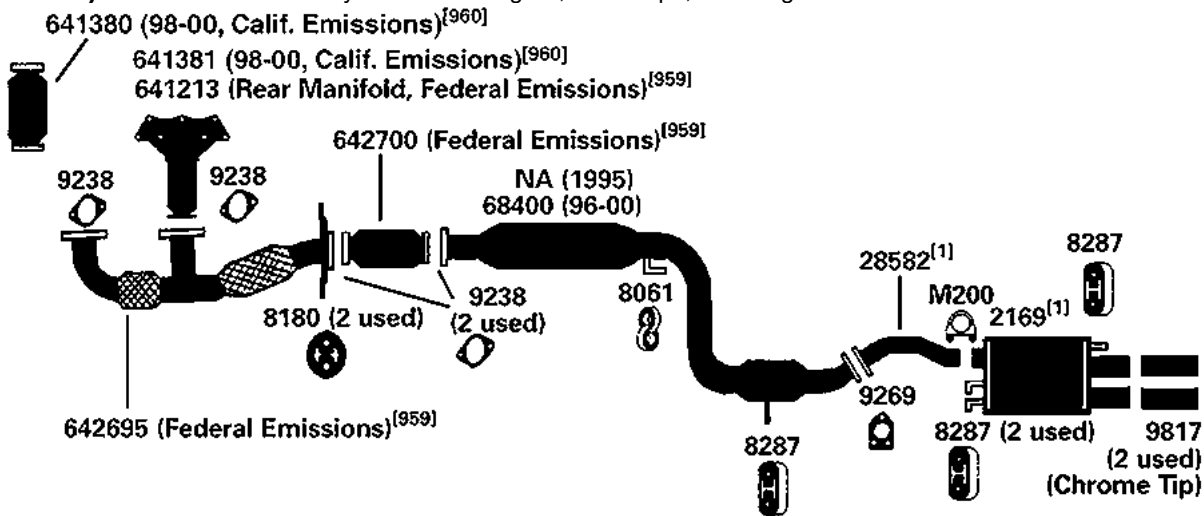
CHRYSLER SEBRING

(100019) 96-00 6 Cyl. Sebring Convertible, 2.5L Engine



DIRECT FIT MSL/MAXIMUM Muffler... 700377

(100023) 95-00 6 Cyl. Sebring LX, LXI Coupe, 2.5L Engine



DIRECT FIT MSL/MAXIMUM Muffler... 700390, UNIVERSAL FIT MSL/MAXIMUM Muffler... 709015

NA-Not Available. NR-Not Required. FL-Remove and Re-Use Old Flange. ● Golden Warehouse. O.E.-Original Equipment.

Airtube Kit [4948] may be required to complete installation. EFI-Electronic Fuel Injection.

[1] OE system was a welded assembly. It is recommended that all parts noted [1] should be replaced.

[958] Federal & California Emissions. Not For Sale or Use on vehicles licensed in the state of CA & NY (NY vehicles with CA Emissions). Check with your state authority for details.

[959] Federal Emissions. Not For Sale or Use on vehicles licensed in the state of CA. Check with your state authority.

[960] California Emissions. Not For Sale or Use on vehicles licensed in the state of CA & NY. Check with your state authority.

95-99 4 Cyl. Sebring, 2.0L Engine

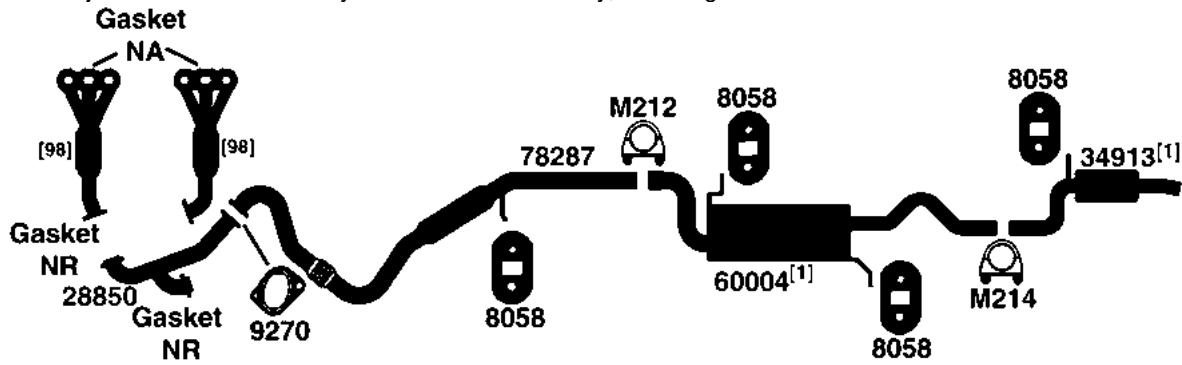
96-98 4 Cyl. Sebring Convertible, 2.4L Engine

11-16 6 Cyl. Town & Country, 3.6L Engine

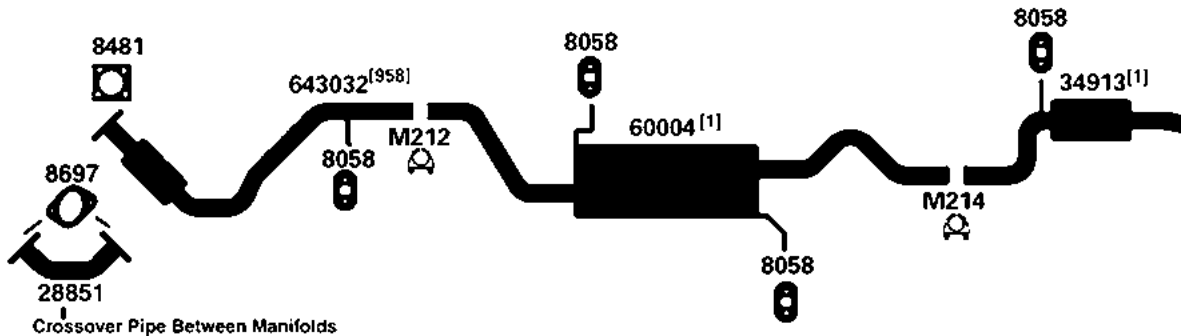
[958] Federal & California Emissions. Not For Sale or Use on vehicles licensed in the state of CA & NY (NY vehicles with CA Emissions). Check with your state authority for details.

CHRYSLER TOWN & COUNTRY, VOYAGER

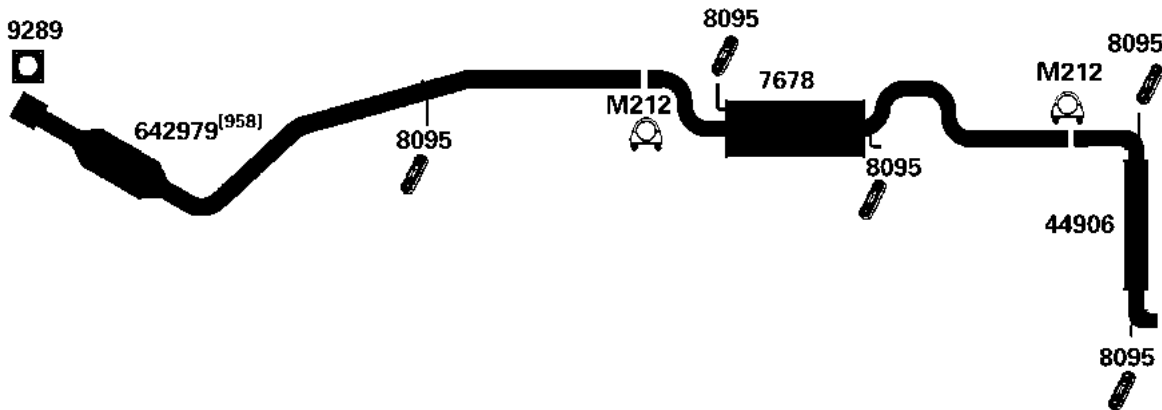
(102642) 08-10 6 Cyl. Town & Country, 4.0L Engine



(102601) 08-10 6 Cyl. Town & Country; 3.3L & 3.8L Engine



(101852) 05-07 6 Cyl. Town & Country; 3.3L (201), 3.8L (231) Engine; with "Stow and Go" Option



NA-Not Available. NR-Not Required. FL-Remove and Re-Use Old Flange. ● Golden Warehouse. O.E.-Original Equipment.

Airtube Kit [4948] may be required to complete installation. EFI-Electronic Fuel Injection.

[1] OE system was a welded assembly. It is recommended that all parts noted [1] should be replaced.

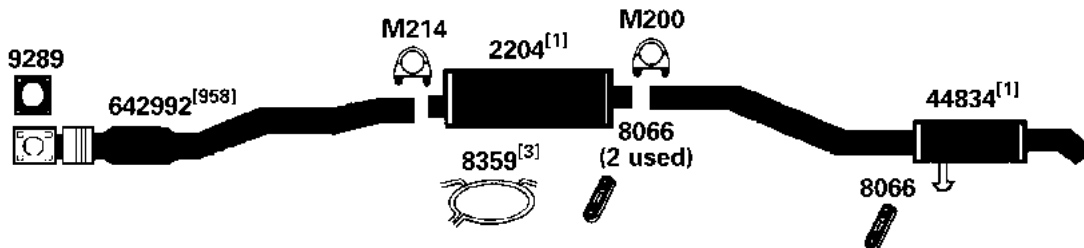
[33] Remove and re-use O.E. heat shield.

[98] Refer to current Catalytic Converter catalog or Website catalog for availability.
[958] Federal & California Emissions. Not For Sale or Use on vehicles licensed in the state of CA & NY (NY vehicles with CA Emissions). Check with your state authority for details.

CHRYSLER TOWN & COUNTRY, VOYAGER

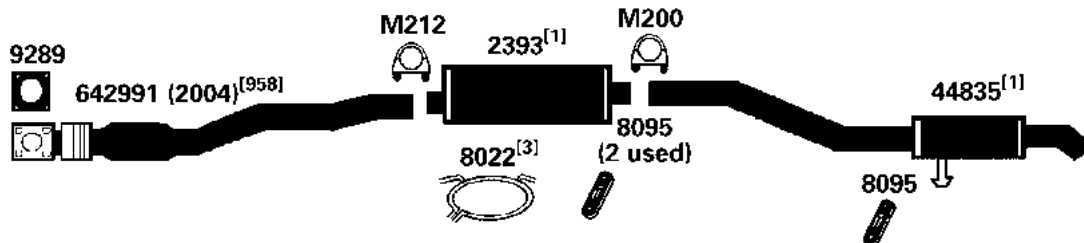
04-07 6 Cyl. Town & Country; 3.3L (201) Engine; 113" Wheel Base

(100714)



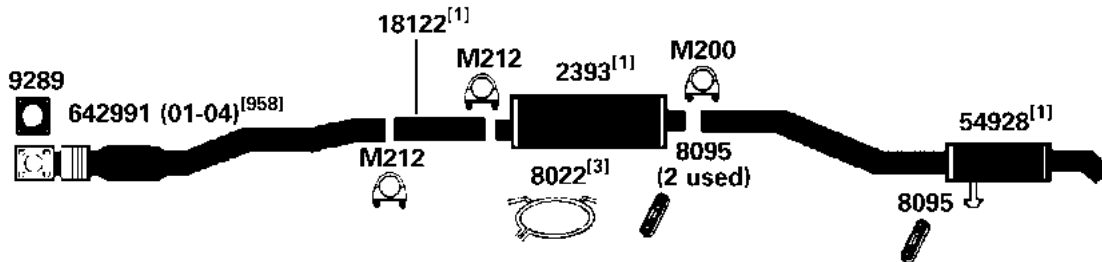
DIRECT FIT MSL/MAXIMUM Muffler... 700257, UNIVERSAL FIT MSL/MAXIMUM Muffler... 709014

04-05 6 Cyl. Town & Country; 3.8L (231) Engine; 113" Wheel Base; including All Wheel Drive (100667)



DIRECT FIT MSL/MAXIMUM Muffler... 700343

01-05 6 Cyl. Town & Country; 3.8L (231) Engine; 119" Extended Wheel Base; including All Wheel Drive; except "Stow and Go" Option (100666)



DIRECT FIT MSL/MAXIMUM Muffler... 700343

NA-Not Available. NR-Not Required. FL-Remove and Re-Use Old Flange. ● Golden Warehouse. O.E.-Original Equipment.

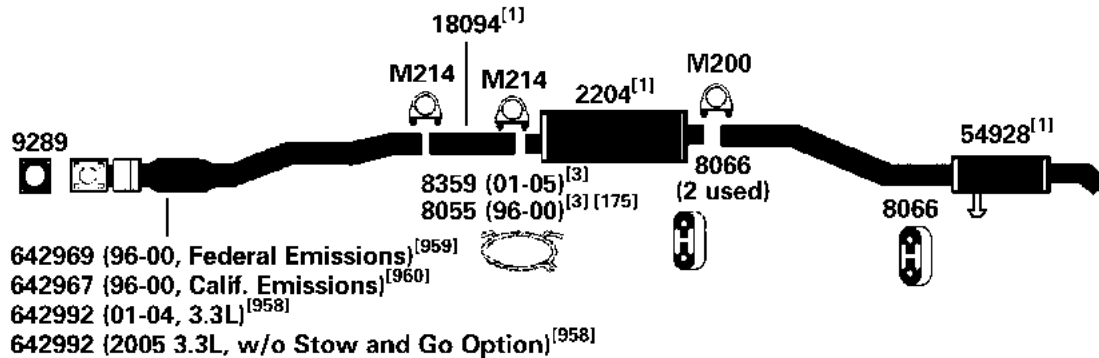
Airtube Kit [4948] may be required to complete installation. EFI-Electronic Fuel Injection.

- [1] OE system was a welded assembly. It is recommended that all parts noted [1] should be replaced.
[3] Required for installation.

[958] Federal & California Emissions. Not For Sale or Use on vehicles licensed in the state of CA & NY (NY vehicles with CA Emissions). Check with your state authority for details.

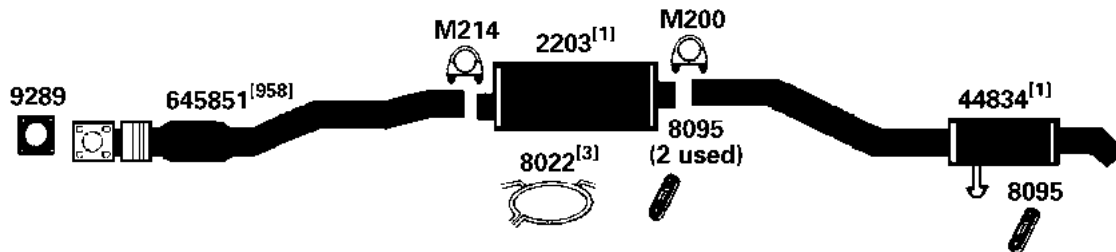
CHRYSLER TOWN & COUNTRY, VOYAGER

(33705)	96-05	6 Cyl.	Town & Country; 3.3L (201) Engine; 119" Extended Wheel Base; including All Wheel Drive
	96-00	6 Cyl.	Town & Country; 3.8L (231) Engine; 119" Extended Wheel Base; including All Wheel Drive



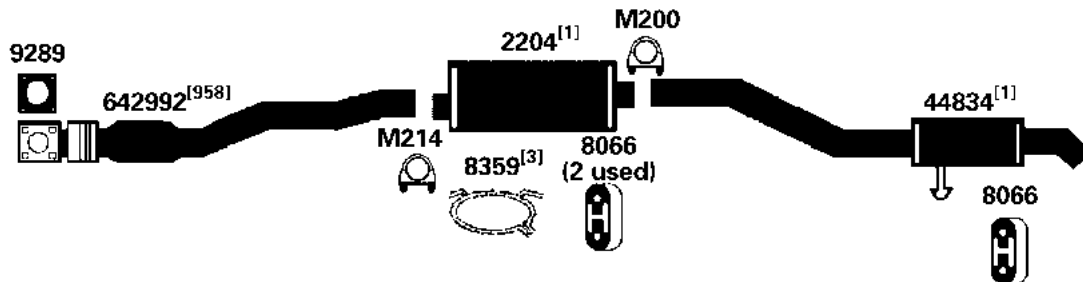
DIRECT FIT MSL/MAXIMUM Muffler... 700257, UNIVERSAL FIT MSL/MAXIMUM Muffler... 709014

(100724)	01-03	4 Cyl.	Voyager; 2.4L Engine
----------	-------	--------	----------------------



DIRECT FIT MSL/MAXIMUM Muffler... 700337

(101967)	01-03	6 Cyl.	Voyager; 3.3L (201) Engine
----------	-------	--------	----------------------------



DIRECT FIT MSL/MAXIMUM Muffler... 700257, UNIVERSAL FIT MSL/MAXIMUM Muffler... 709014

NA-Not Available. NR-Not Required. FL-Remove and Re-Use Old Flange. ● Golden Warehouse. O.E.-Original Equipment.

Airtube Kit [4948] may be required to complete installation. EFI-Electronic Fuel Injection.

[1] OE system was a welded assembly. It is recommended that all parts noted [1] should be replaced.

[3] Required for installation.

[175] O.E. strap cannot be used for installation.

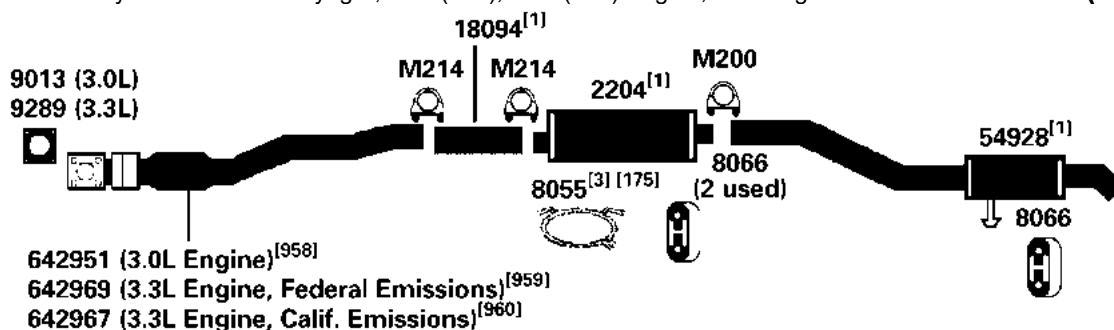
[958] Federal & California Emissions. Not For Sale or Use on vehicles licensed in the state of CA & NY (NY vehicles with CA Emissions). Check with your state authority for details.

[959] Federal Emissions. Not For Sale or Use on vehicles licensed in the state of CA. Check with your state authority.

[960] California Emissions. Not For Sale or Use on vehicles licensed in the state of CA & NY. Check with your state authority.

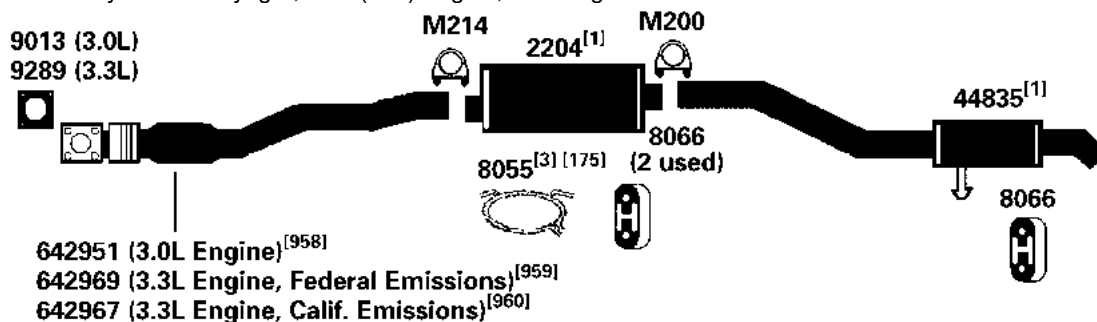
CHRYSLER TOWN & COUNTRY, VOYAGER

2000 6 Cyl. Grand Voyager; 3.0L (181), 3.3L (201) Engine; including All Wheel Drive (100642)



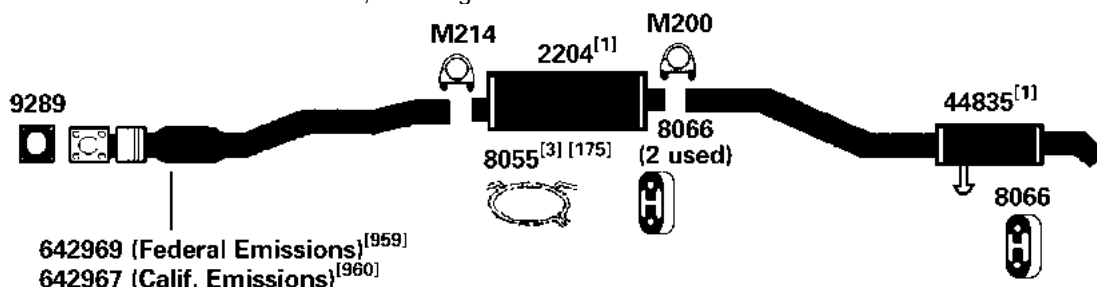
DIRECT FIT MSL/MAXIMUM Muffler... 700257, UNIVERSAL FIT MSL/MAXIMUM Muffler... 709014

2000 6 Cyl. Voyager; 3.0L (181) Engine (100643)
2000 6 Cyl. Voyager; 3.3L (201) Engine; including All Wheel Drive



DIRECT FIT MSL/MAXIMUM Muffler... 700257, UNIVERSAL FIT MSL/MAXIMUM Muffler... 709014

96-99 6 Cyl. Town & Country; 3.3L (201) Engine, 3.8L (231) Engine; 113" W.B.; except (33706)
Extended W.B.; including All Wheel Drive



DIRECT FIT MSL/MAXIMUM Muffler... 700257, UNIVERSAL FIT MSL/MAXIMUM Muffler... 709014

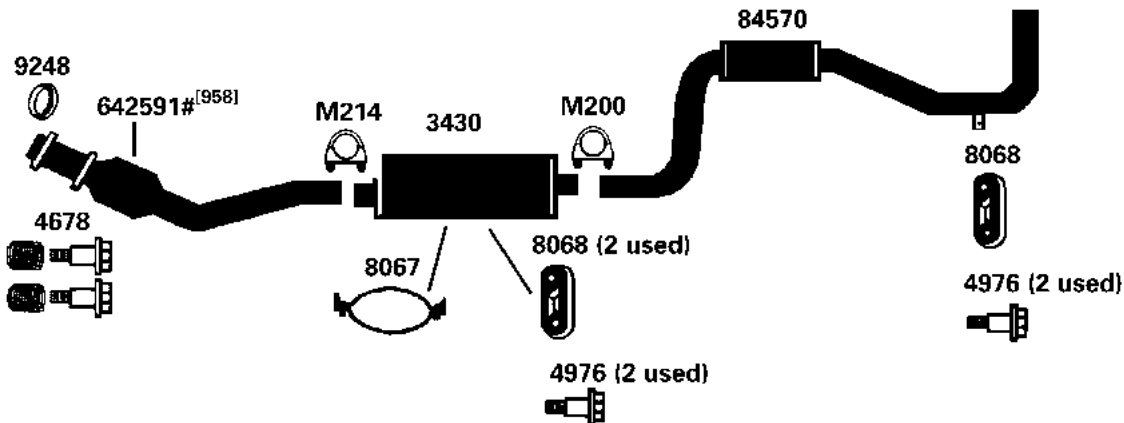
NA-Not Available. NR-Not Required. FL-Remove and Re-Use Old Flange. ● Golden Warehouse. O.E.-Original Equipment.
Airtube Kit [4948] may be required to complete installation. EFI-Electronic Fuel Injection.

- [1] OE system was a welded assembly. It is recommended that all parts noted [1] should be replaced.
[3] Required for installation.
[175] O.E. strap cannot be used for installation.

- [958] Federal & California Emissions. Not For Sale or Use on vehicles licensed in the state of CA & NY (NY vehicles with CA Emissions). Check with your state authority for details.
[959] Federal Emissions. Not For Sale or Use on vehicles licensed in the state of CA. Check with your state authority.
[960] California Emissions. Not For Sale or Use on vehicles licensed in the state of CA & NY. Check with your state authority.

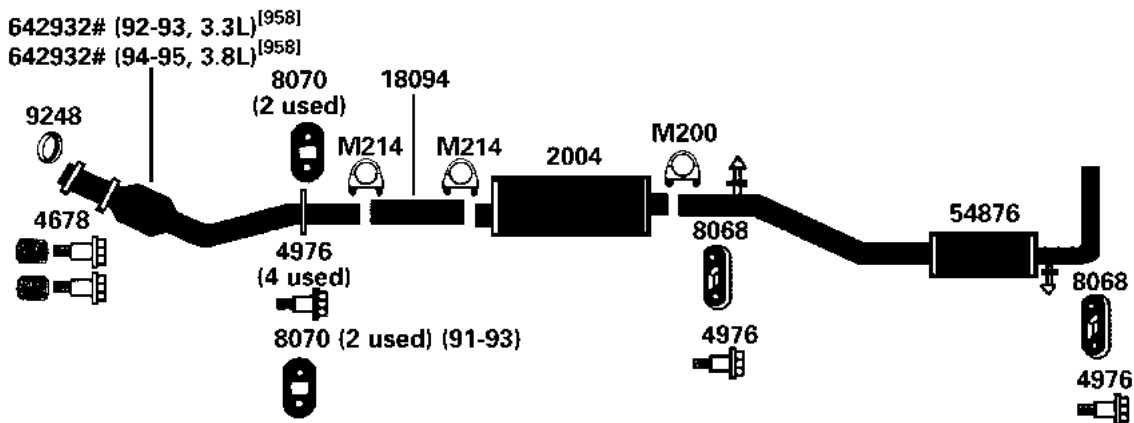
CHRYSLER TOWN & COUNTRY, VOYAGER

(33704) 1995 6 Cyl. Town & Country; 3.8L (231) Engine; except All Wheel Drive



DIRECT FIT MSL/MAXIMUM Muffler... 700027, UNIVERSAL FIT MSL/MAXIMUM Muffler... 709014, Silentone DIY Muffler... 5566

(33703) 1995 6 Cyl. Town & Country; 3.8L (231) Engine; All Wheel Drive



DIRECT FIT MSL/MAXIMUM Muffler... 700207

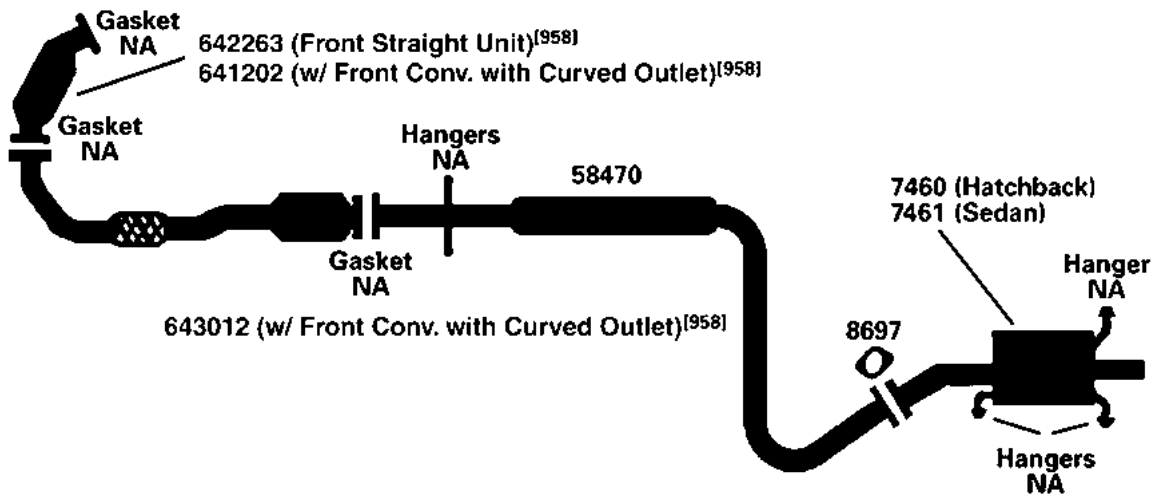
NA-Not Available. NR-Not Required. FL-Remove and Re-Use Old Flange. ● Golden Warehouse. O.E.-Original Equipment.

Airtube Kit [4948] may be required to complete installation. EFI-Electronic Fuel Injection.

[958] Federal & California Emissions. Not For Sale or Use on vehicles licensed in the state of CA & NY (NY vehicles with CA Emissions). Check with your state authority for details.

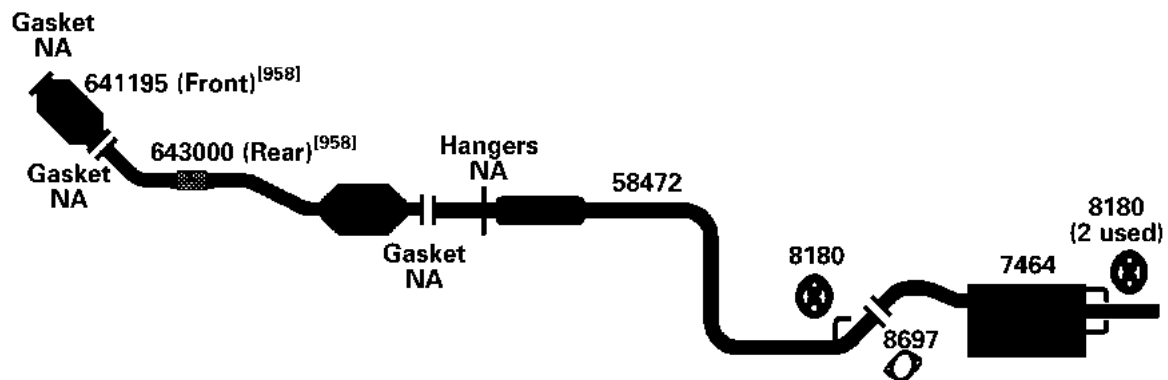
99-02 4 Cyl. Lanos Hatchback, Sedan; 1.6L Engine

(100601)


DAEWOO LEGANZA

99-02 4 Cyl. Leganza, 2.2L Engine

(100587)

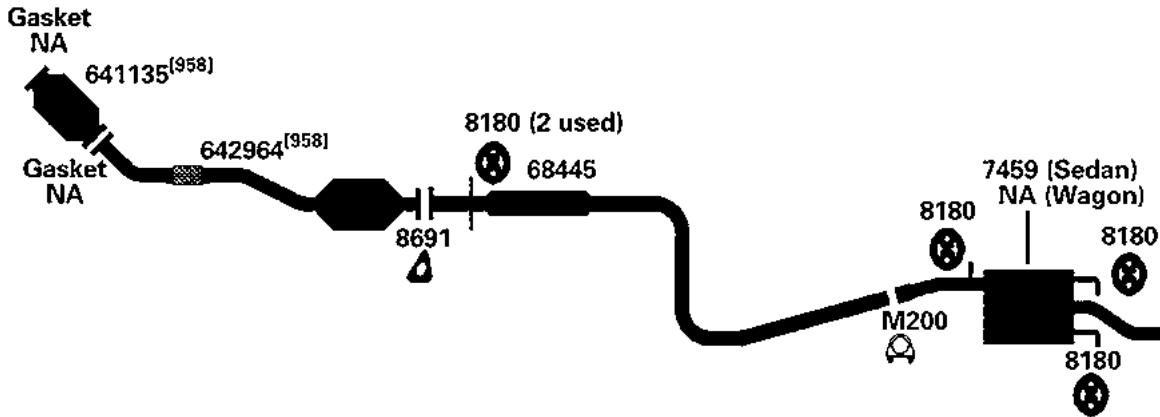


NA-Not Available. NR-Not Required. FL-Remove and Re-Use Old Flange. ● Golden Warehouse. O.E.-Original Equipment.
Airtube Kit [4948] may be required to complete installation. EFI-Electronic Fuel Injection.

[958] Federal & California Emissions. Not For Sale or Use on vehicles licensed in the state of CA & NY (NY vehicles with CA Emissions). Check with your state authority for details.

DAEWOO NUBIRA

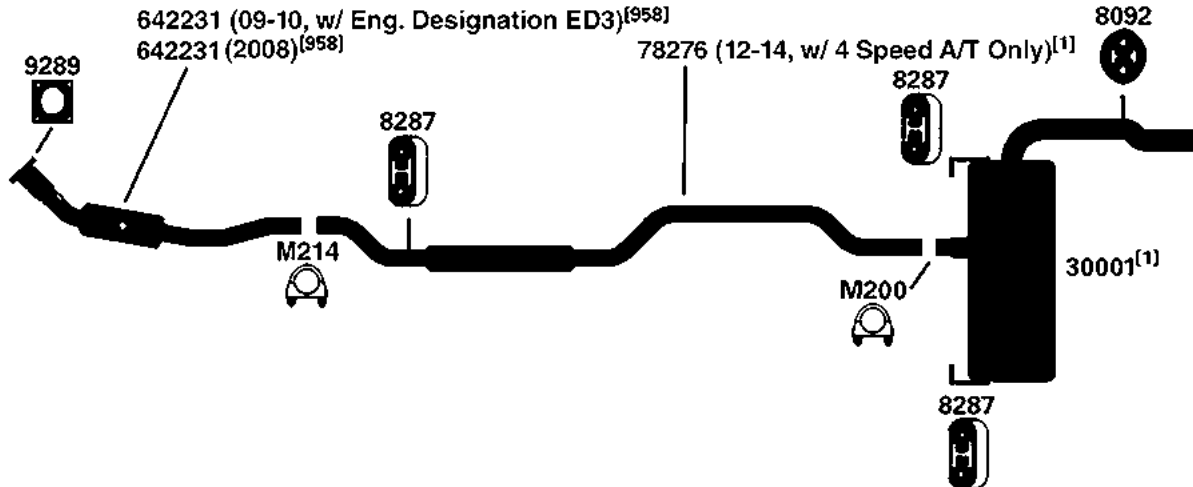
(100588) 99-02 4 Cyl. Nubira, 2.0L Engine, Sedan & Wagon



DODGE - (INCL. PLYMOUTH TRUCKS)

DODGE AVENGER

(102067) 08-14 4 Cyl. Avenger, 2.4L Engine



NA-Not Available. NR-Not Required. FL-Remove and Re-Use Old Flange. ● Golden Warehouse. O.E.-Original Equipment.

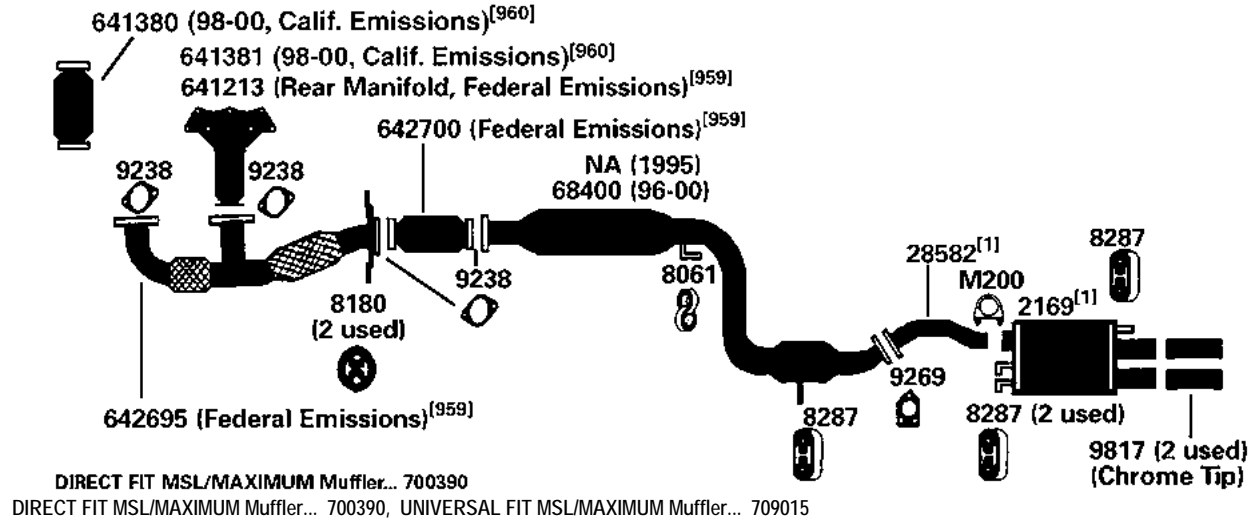
Airtube Kit [4948] may be required to complete installation. EFI-Electronic Fuel Injection.

[1] OE system was a welded assembly. It is recommended that all parts noted [1] should be replaced.

[958] Federal & California Emissions. Not For Sale or Use on vehicles licensed in the state of CA & NY (NY vehicles with CA Emissions). Check with your state authority for details.

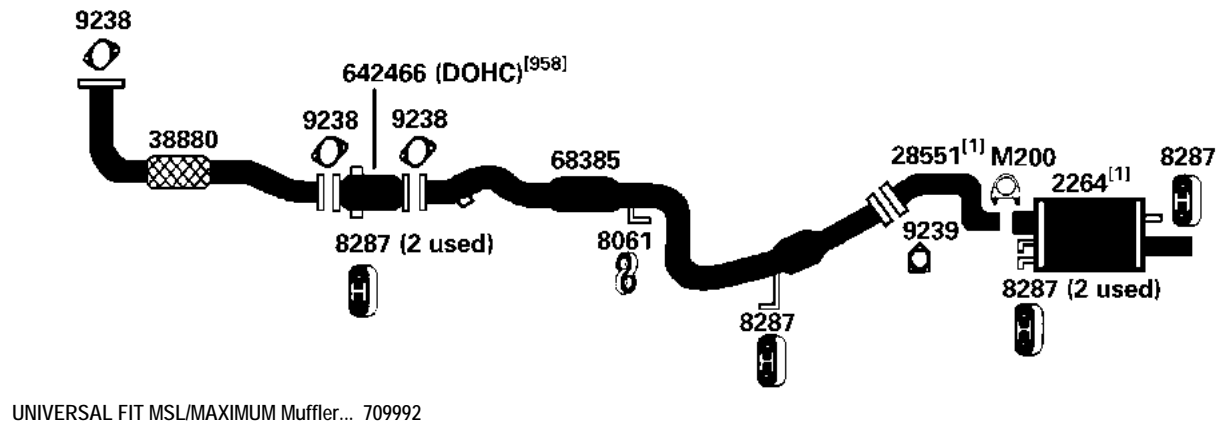
95-00 6 Cyl. Avenger, 2.5L Engine

(100170)



95-99 4 Cyl. Avenger, 2.0L Engine

(100180)



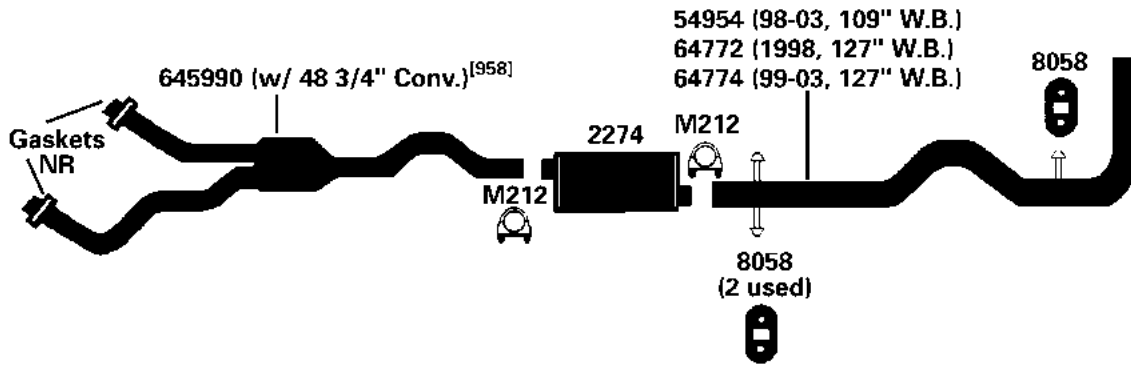
NA-Not Available. NR-Not Required. FL-Remove and Re-Use Old Flange. ● Golden Warehouse. O.E.-Original Equipment.
Airtube Kit [4948] may be required to complete installation. EFI-Electronic Fuel Injection.

[1] OE system was a welded assembly. It is recommended that all parts noted [1] should be replaced.
[958] Federal & California Emissions. Not For Sale or Use on vehicles licensed in the state of CA & NY (NY vehicles with CA Emissions). Check with your state authority for details.

[959] Federal Emissions. Not For Sale or Use on vehicles licensed in the state of CA. Check with your state authority.
[960] California Emissions. Not For Sale or Use on vehicles licensed in the state of CA & NY. Check with your state authority.

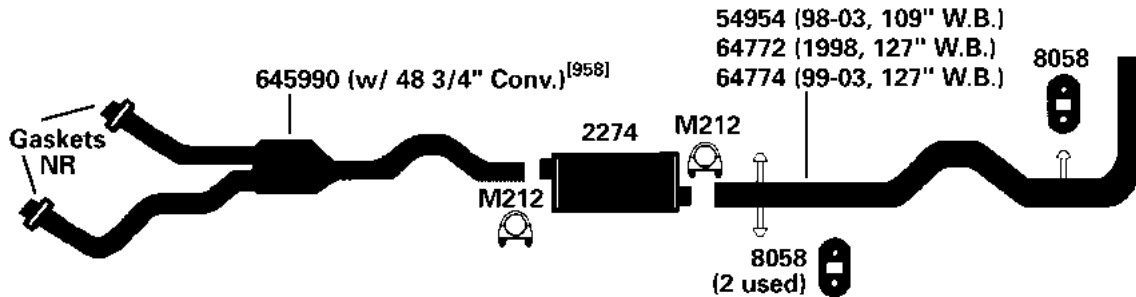
DODGE B, C, P SERIES; VANS, WAGONS

(23531) 98-03 6 Cyl. B150, 3.9L Engine (109", 127" W.B.)



DIRECT FIT MSL/MAXIMUM Muffler... 700301

(100109) 98-03 8 Cyl. B150, B250, B350, w/ 5.2L, & 5.9L ENG. (109", 127" W.B.)



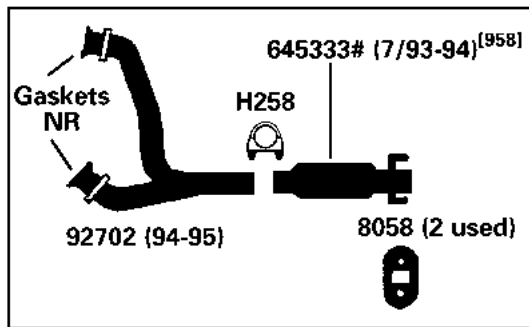
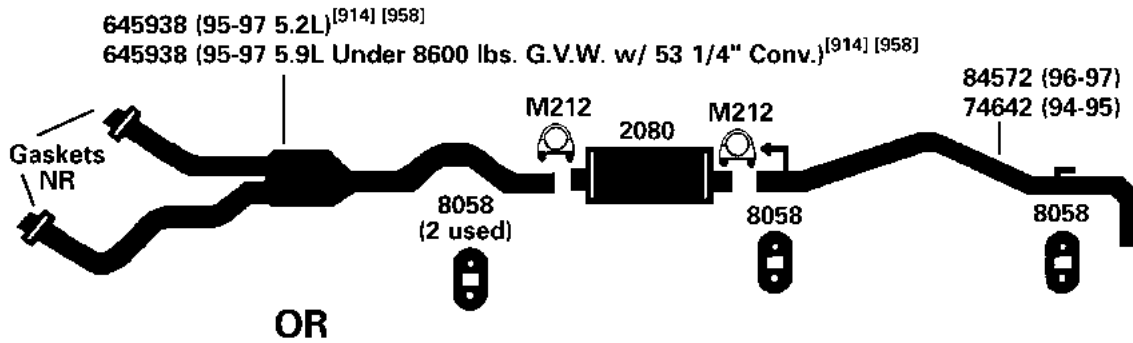
DIRECT FIT MSL/MAXIMUM Muffler... 700301

NA-Not Available. NR-Not Required. FL-Remove and Re-Use Old Flange. ● Golden Warehouse. O.E.-Original Equipment.
Airtube Kit [4948] may be required to complete installation. EFI-Electronic Fuel Injection.

[958] Federal & California Emissions. Not For Sale or Use on vehicles licensed in the state of CA & NY (NY vehicles with CA Emissions). Check with your state authority for details.

DODGE B, C, P SERIES; VANS, WAGONS

96-97	8 Cyl.	B150, B250, B350; 109", 127" W.B.; (318) 5.2L, (360) 5.9L Engine	(24715)
1995	8 Cyl.	B250, B350; 127" W.B.; (318) 5.2L, (360) 5.9L Engine from 7-93	
1995	8 Cyl.	B150, B250; 109", 127" W.B.; (318) 5.2L Engine; from 7-93	



DIRECT FIT MSL/MAXIMUM Muffler... 700195

NA-Not Available. NR-Not Required. FL-Remove and Re-Use Old Flange. ● Golden Warehouse. O.E.-Original Equipment.

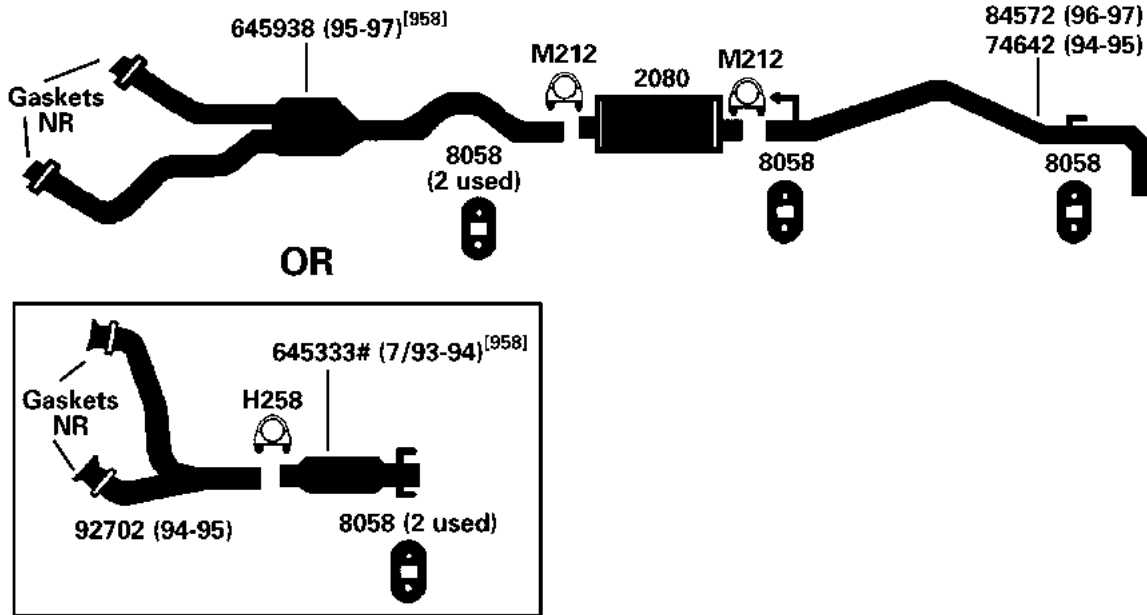
Airtube Kit [4948] may be required to complete installation. EFI-Electronic Fuel Injection.

[914] Direct fit converter includes front (Exhaust) pipe, (1) piece assembly.

[958] Federal & California Emissions. Not For Sale or Use on vehicles licensed in the state of CA & NY (NY vehicles with CA Emissions). Check with your state authority for details.

DODGE B, C, P SERIES; VANS, WAGONS

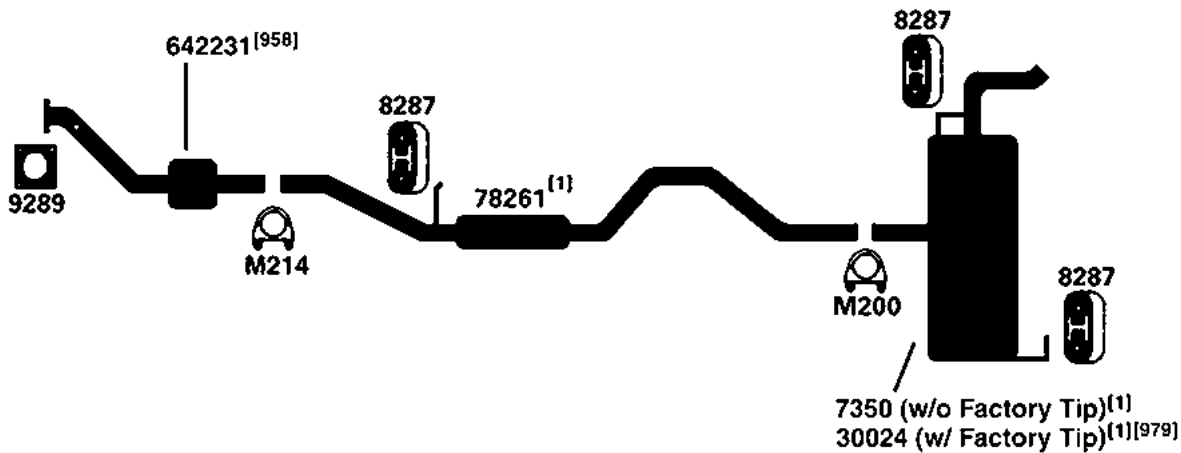
(23530) 95-97 6 Cyl. B150, B250; 3.9L (239) Engine; 109", 127" W.B.



DIRECT FIT MSL/MAXIMUM Muffler... 700195

DODGE CALIBER

(102628) 07-12 4 Cyl. Caliber, 2.0L Engine, FWD
07-12 4 Cyl. Caliber, 2.4L Engine, FWD



NA-Not Available. NR-Not Required. FL-Remove and Re-Use Old Flange. ● Golden Warehouse. O.E.-Original Equipment.

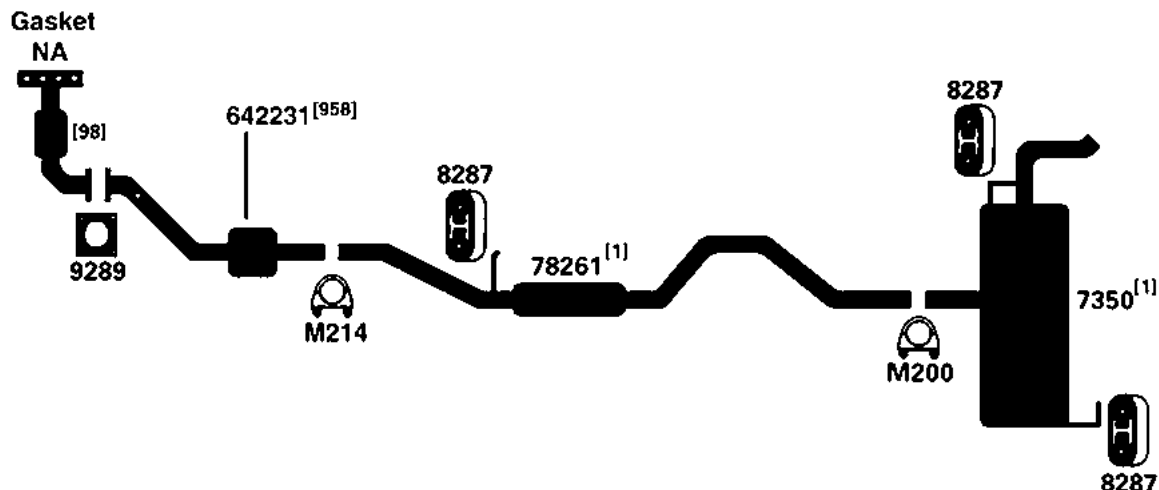
Airtube Kit [4948] may be required to complete installation. EFI-Electronic Fuel Injection.

[1] OE system was a welded assembly. It is recommended that all parts noted [1] should be replaced. [979] O.E. Muffler Has Polished Spout. Replacement Muffler Does Not.

[958] Federal & California Emissions. Not For Sale or Use on vehicles licensed in the state of CA & NY (NY vehicles with CA Emissions). Check with your state authority for details.

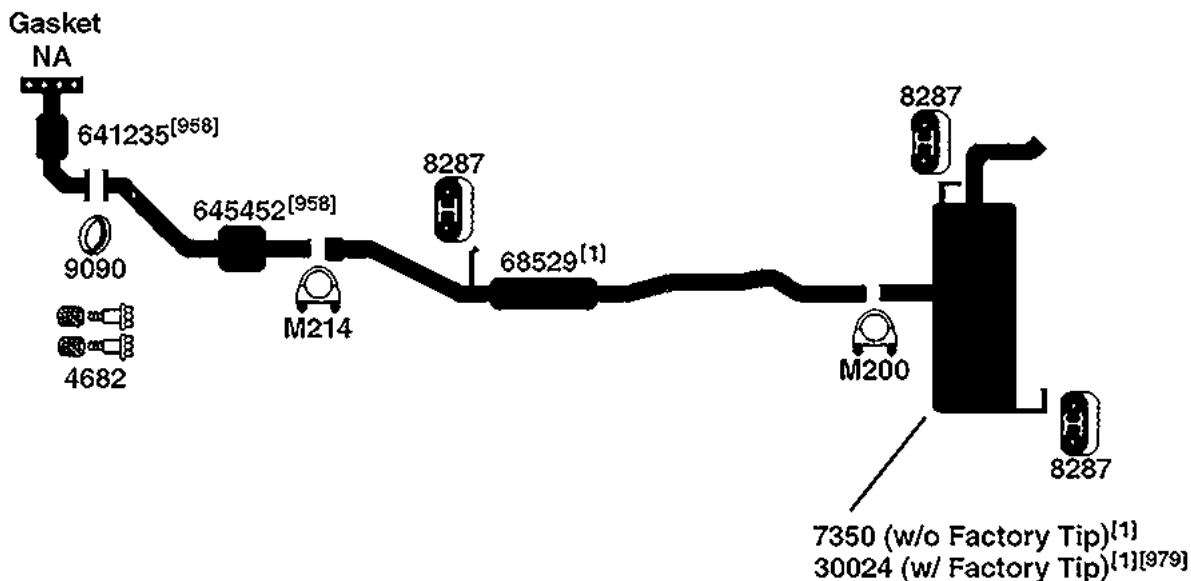
07-09 4 Cyl. Caliber, 1.8L Engine

(102089)



07-08 4 Cyl. Caliber, 2.4L Engine, AWD

(102689)



NA-Not Available. NR-Not Required. FL-Remove and Re-Use Old Flange. ● Golden Warehouse. O.E.-Original Equipment.

Airtube Kit [4948] may be required to complete installation. EFI-Electronic Fuel Injection.

[1] OE system was a welded assembly. It is recommended that all parts noted [1] should be replaced.

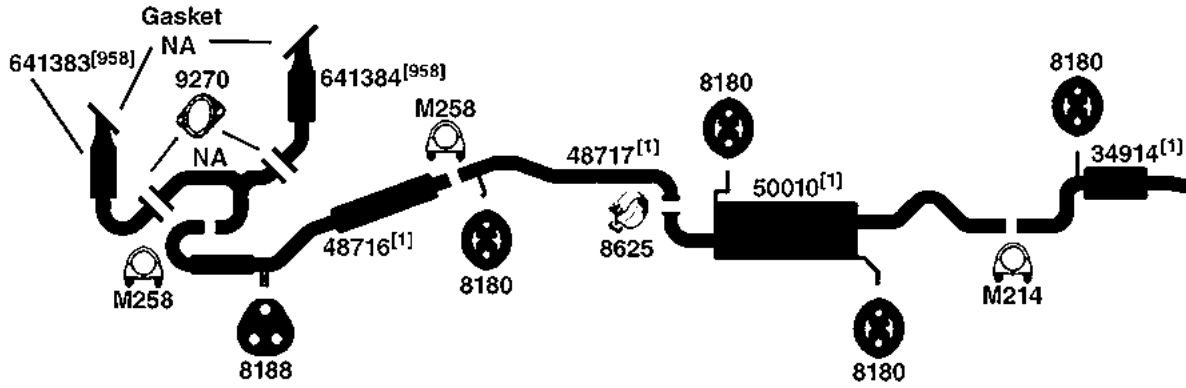
[98] Refer to current Catalytic Converter catalog or Website catalog for availability.

[958] Federal & California Emissions. Not For Sale or Use on vehicles licensed in the state of CA & NY (NY vehicles with CA Emissions). Check with your state authority for details.

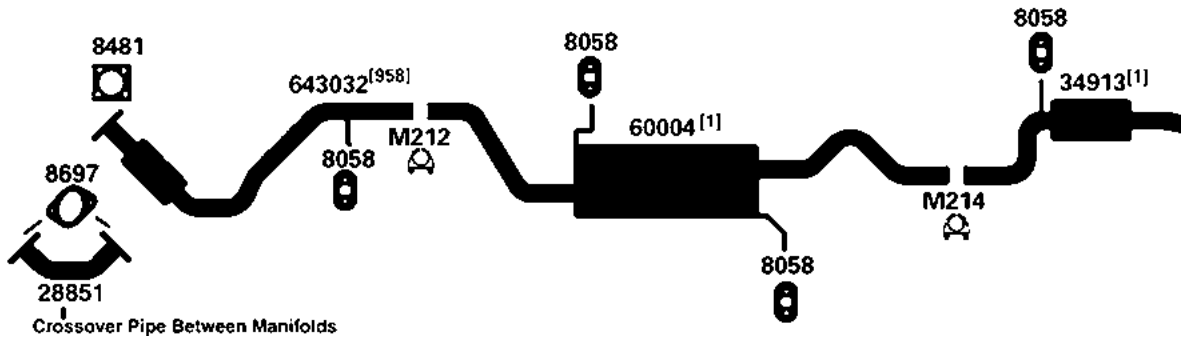
[979] O.E. Muffler Has Polished Spout. Replacement Muffler Does Not.

DODGE CARAVAN / PLYMOUTH VOYAGER

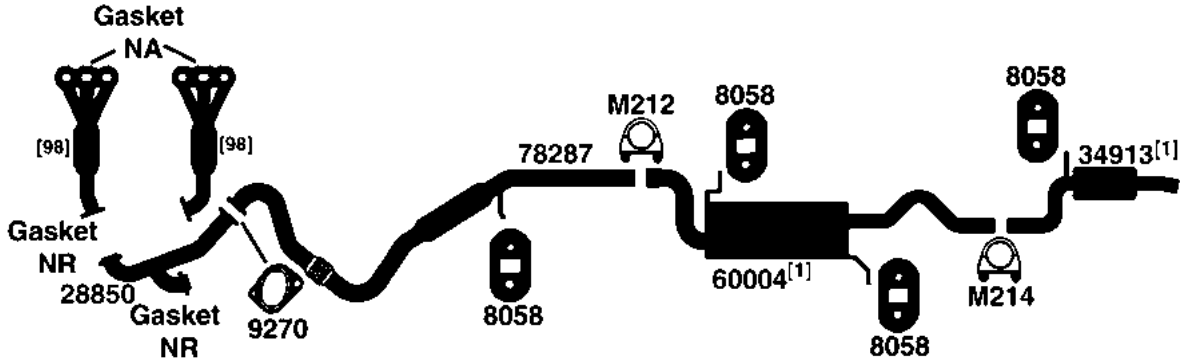
(102679) 11-16 6 Cyl. Grand Caravan, 3.6L Engine



(102601) 08-10 6 Cyl. Grand Caravan; 3.3L & 3.8L Engine



(102642) 08-10 6 Cyl. Grand Caravan, 4.0L Engine



NA-Not Available. NR-Not Required. FL-Remove and Re-Use Old Flange. ● Golden Warehouse. O.E.-Original Equipment.

Airtube Kit [4948] may be required to complete installation. EFI-Electronic Fuel Injection.

[1] OE system was a welded assembly. It is recommended that all parts noted [1] should be replaced.

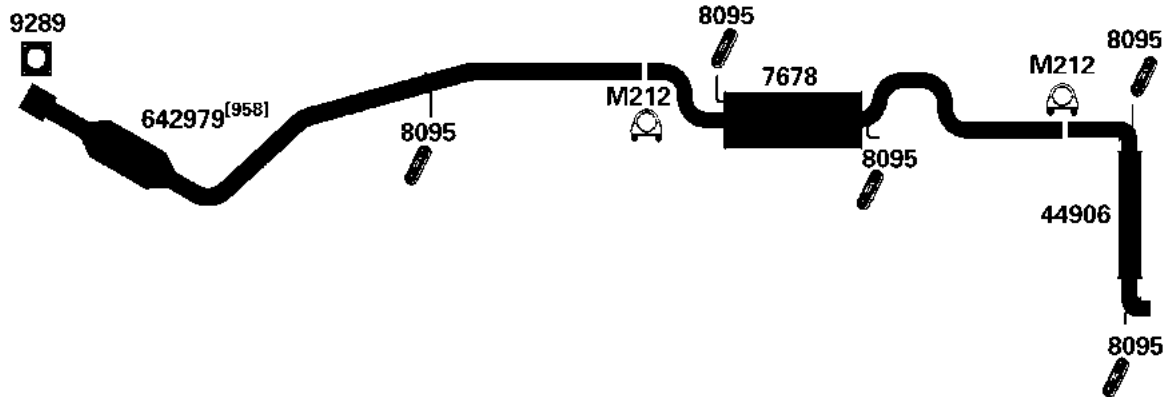
[33] Remove and re-use O.E. heat shield.

[98] Refer to current Catalytic Converter catalog or Website catalog for availability.

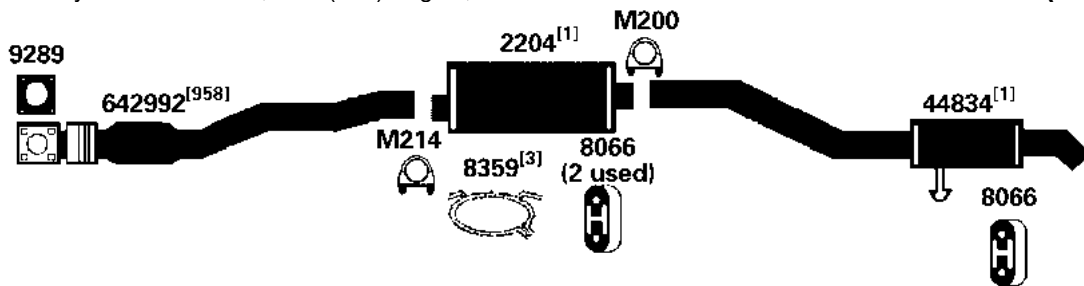
[958] Federal & California Emissions. Not For Sale or Use on vehicles licensed in the state of CA & NY (NY vehicles with CA Emissions). Check with your state authority for details.

DODGE CARAVAN / PLYMOUTH VOYAGER

05-07 6 Cyl. Grand Caravan; 3.3L (201), 3.8L (231) Engine; with "Stow and Go" Option **(101853)**

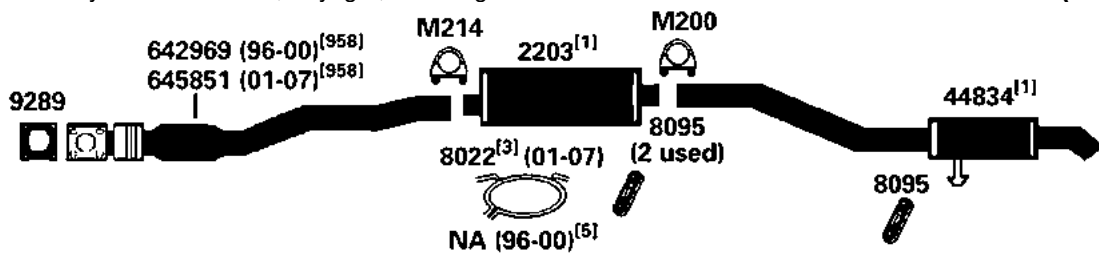


01-07 6 Cyl. Caravan; 3.3L (201) Engine; 113" Wheel Base **(100713)**



DIRECT FIT MSL/MAXIMUM Muffler... 700257, UNIVERSAL FIT MSL/MAXIMUM Muffler... 709014

96-07 4 Cyl. Caravan, Voyager; 2.4L Engine **(23257)**



DIRECT FIT MSL/MAXIMUM Muffler... 700337

NA-Not Available. NR-Not Required. FL-Remove and Re-Use Old Flange. ● Golden Warehouse. O.E.-Original Equipment.

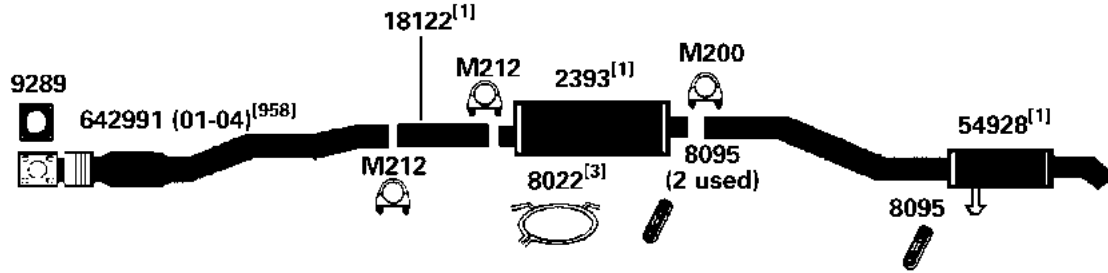
Airtube Kit [4948] may be required to complete installation. EFI-Electronic Fuel Injection.

- [1] OE system was a welded assembly. It is recommended that all parts noted [1] should be replaced.
- [3] Required for installation.

- [5] Remove and re-use O.E. band clamp assembly.
- [958] Federal & California Emissions. Not For Sale or Use on vehicles licensed in the state of CA & NY (NY vehicles with CA Emissions). Check with your state authority for details.

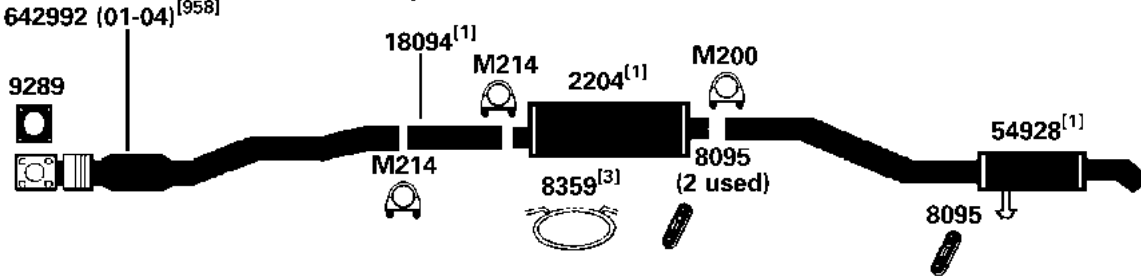
DODGE CARAVAN / PLYMOUTH VOYAGER

(100668) 01-05 6 Cyl. Grand Caravan; 3.8L (231) Engine; 119" Extended Wheel Base; including All Wheel Drive; except "Stow and Go" Option



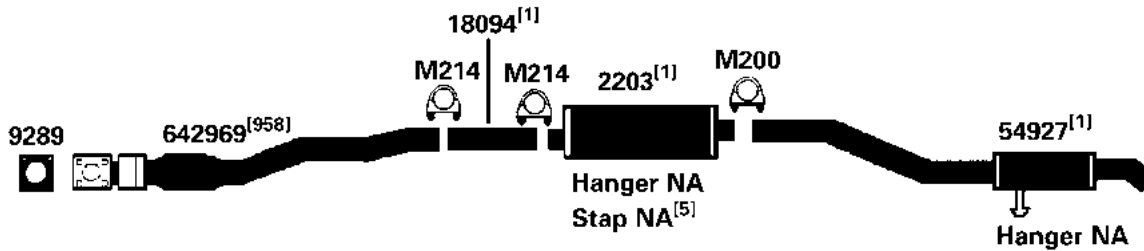
DIRECT FIT MSL/MAXIMUM Muffler... 700343

(100665) 01-05 6 Cyl. Grand Caravan; 3.3L (201) Engine; including All Wheel Drive
642992 (2005 w/o Stow and Go Option) [958]
642992 (01-04) [958]



DIRECT FIT MSL/MAXIMUM Muffler... 700257, UNIVERSAL FIT MSL/MAXIMUM Muffler... 709014

(23256) 96-00 4 Cyl. Grand Caravan, Grand Voyager; 2.4L Engine



DIRECT FIT MSL/MAXIMUM Muffler... 700337

NA-Not Available. NR-Not Required. FL-Remove and Re-Use Old Flange. ● Golden Warehouse. O.E.-Original Equipment.

Airtube Kit [4948] may be required to complete installation. EFI-Electronic Fuel Injection.

[1] OE system was a welded assembly. It is recommended that all parts noted [1] should be replaced.

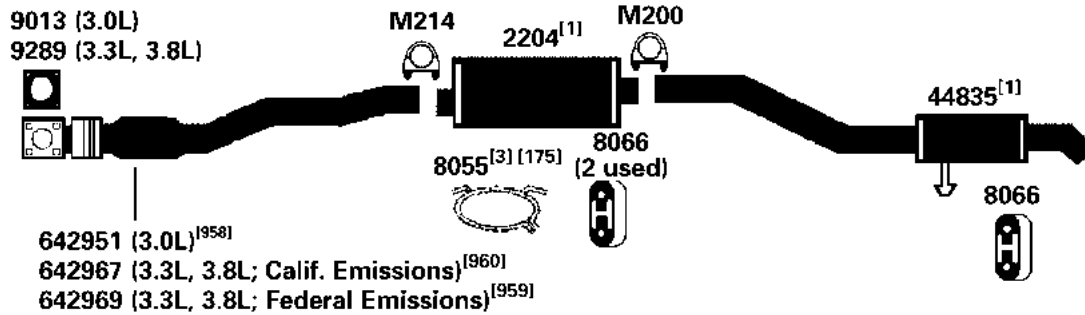
[3] Required for installation.

[5] Remove and re-use O.E. band clamp assembly.

[958] Federal & California Emissions. Not For Sale or Use on vehicles licensed in the state of CA & NY (NY vehicles with CA Emissions). Check with your state authority for details.

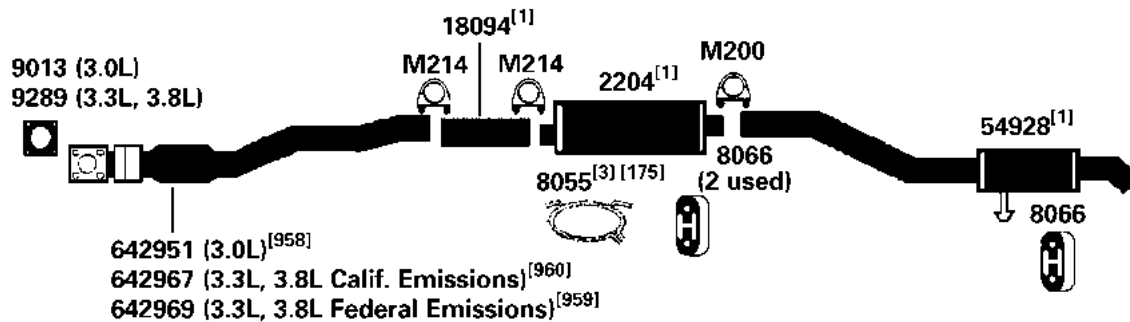
DODGE CARAVAN / PLYMOUTH VOYAGER

96-00	6 Cyl.	Caravan, Voyager; 3.3L (201); 3.8L (231) Engine; including All Wheel Drive	(30913)
96-00	6 Cyl.	Caravan, Voyager; 3.0L (181) Engine	



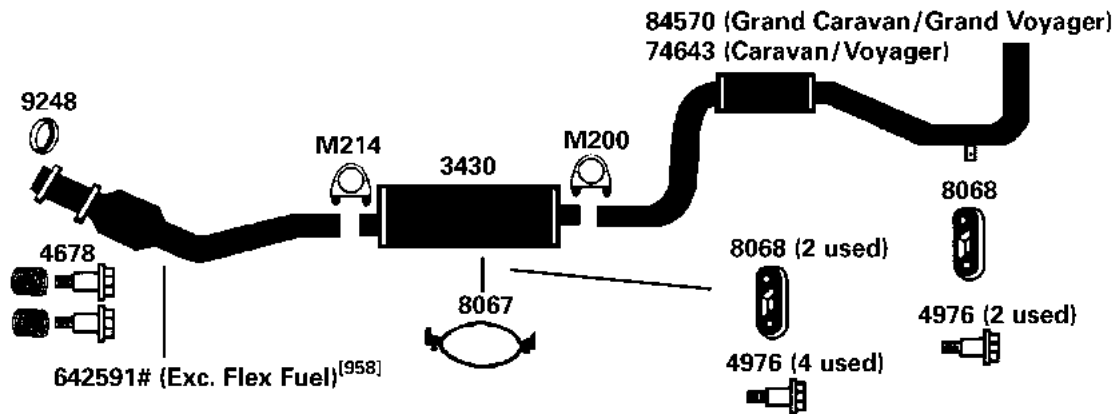
DIRECT FIT MSL/MAXIMUM Muffler... 700257, UNIVERSAL FIT MSL/MAXIMUM Muffler... 709014

96-00	6 Cyl.	Grand Caravan, Grand Voyager; 3.0L (181) Engine	(30912)
96-00	6 Cyl.	Grand Caravan, Grand Voyager; 3.3L (201), 3.8L (231) Engine; including All Wheel Drive	



DIRECT FIT MSL/MAXIMUM Muffler... 700257, UNIVERSAL FIT MSL/MAXIMUM Muffler... 709014

1995	6 Cyl.	Caravan, Caravan C/V, Voyager; 3.0L(181) Engine; except All Wheel Drive	(30911)
1995	6 Cyl.	Caravan, Caravan C/V, Voyager; 3.3L(201) Engine; except All Wheel Drive	



DIRECT FIT MSL/MAXIMUM Muffler... 700027, UNIVERSAL FIT MSL/MAXIMUM Muffler... 709014, Silentone DIY Muffler... 5566

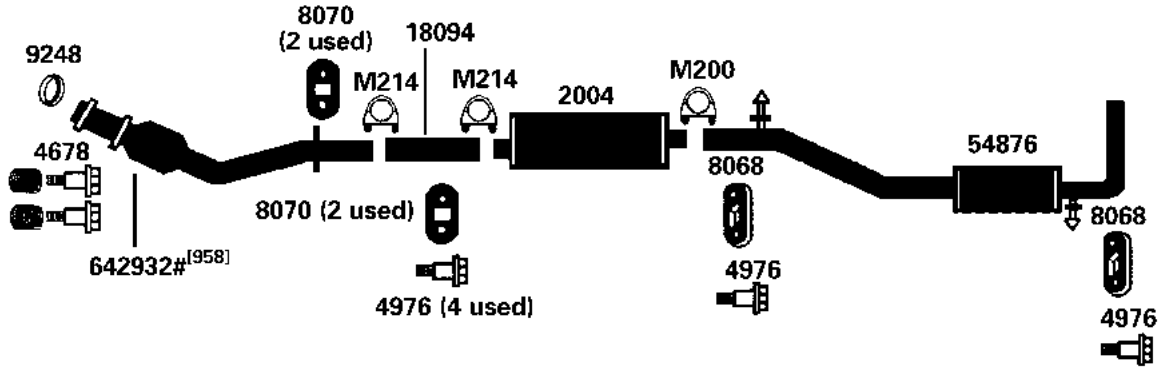
NA-Not Available. NR-Not Required. FL-Remove and Re-Use Old Flange. ● Golden Warehouse. O.E.-Original Equipment.
Airtube Kit [4948] may be required to complete installation. EFI-Electronic Fuel Injection.

- [1] OE system was a welded assembly. It is recommended that all parts noted [1] should be replaced.
[3] Required for installation.
[175] O.E. strap cannot be used for installation.

- [958] Federal & California Emissions. Not For Sale or Use on vehicles licensed in the state of CA & NY (NY vehicles with CA Emissions). Check with your state authority for details.
[959] Federal Emissions. Not For Sale or Use on vehicles licensed in the state of CA. Check with your state authority.
[960] California Emissions. Not For Sale or Use on vehicles licensed in the state of CA & NY. Check with your state authority.

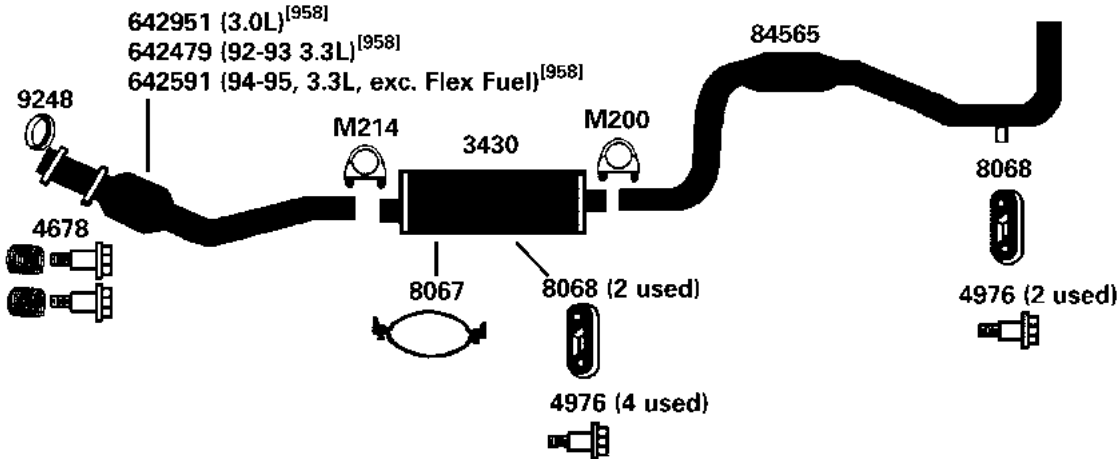
DODGE CARAVAN / PLYMOUTH VOYAGER

(30908) 1995 6 Cyl. Grand Caravan, Grand Caravan C/V, Grand Voyager; 3.3L, 3.8L (201, 231) Engine; All Wheel Drive



DIRECT FIT MSL/MAXIMUM Muffler... 700207

(30907) 1995 6 Cyl. Grand Caravan, Grand Caravan C/V, Grand Voyager; 3.0L, 3.3L (181,201) Engine; with Extended Wheel Base; except All Wheel Drive



DIRECT FIT MSL/MAXIMUM Muffler... 700027, UNIVERSAL FIT MSL/MAXIMUM Muffler... 709014, Silentone DIY Muffler... 5566

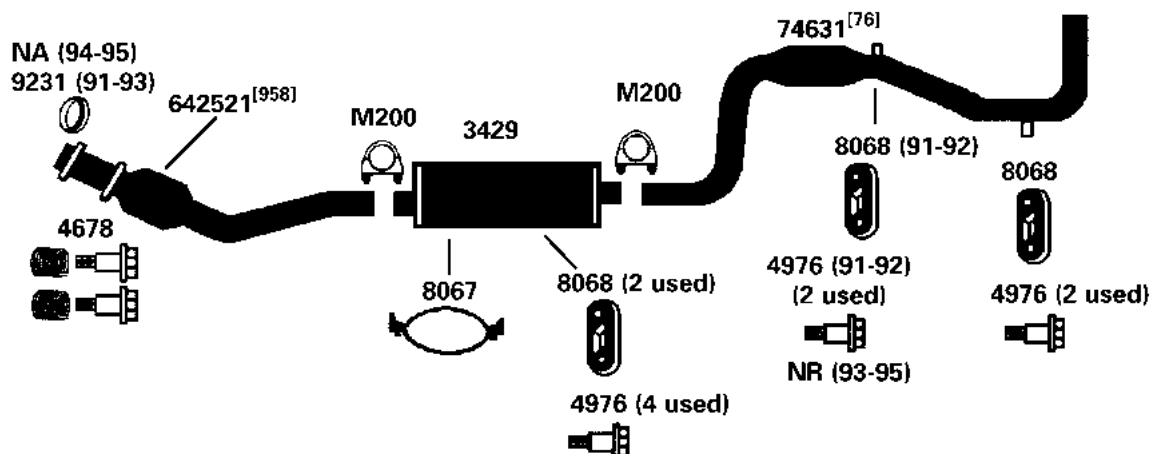
NA-Not Available. NR-Not Required. FL-Remove and Re-Use Old Flange. ● Golden Warehouse. O.E.-Original Equipment.
Airtube Kit [4948] may be required to complete installation. EFI-Electronic Fuel Injection.

[958] Federal & California Emissions. Not For Sale or Use on vehicles licensed in the state of CA & NY (NY vehicles with CA Emissions). Check with your state authority for details.

DODGE CARAVAN / PLYMOUTH VOYAGER

1995 4 Cyl. Caravan, Caravan C/V, Voyager; 2.5L (153) Engine

(23255)

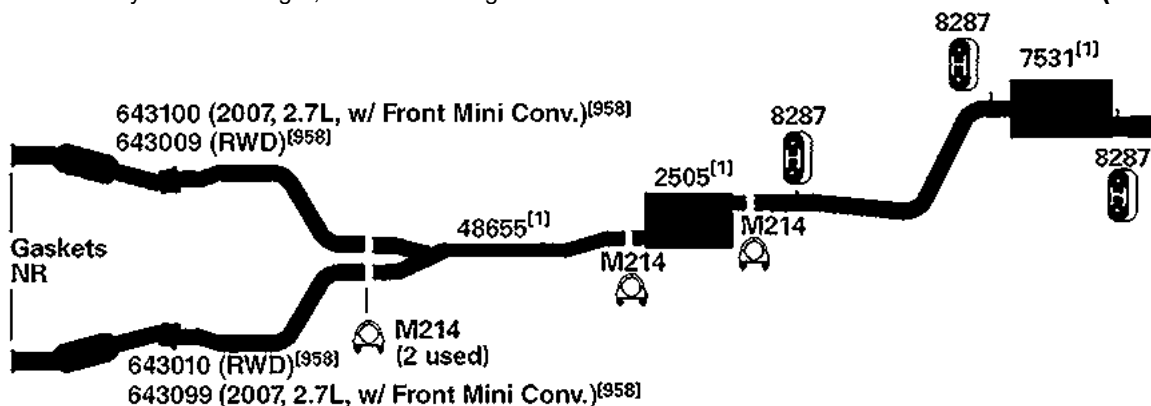


DIRECT FIT MSL/MAXIMUM Muffler... 700127, UNIVERSAL FIT MSL/MAXIMUM Muffler... 709014, Silentone DIY Muffler... 5566

DODGE CHARGER (Rear Wheel Drive)

06-10 6 Cyl. Charger, 2.7L & 3.5L Engine

(101921)



NA-Not Available. NR-Not Required. FL-Remove and Re-Use Old Flange. ● Golden Warehouse. O.E.-Original Equipment.

Airtube Kit [4948] may be required to complete installation. EFI-Electronic Fuel Injection.

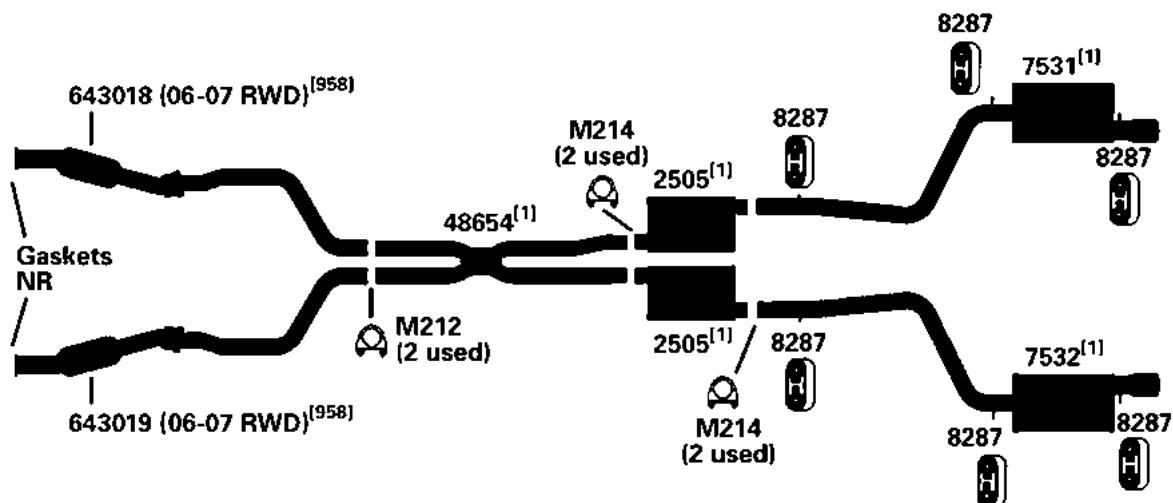
[1] OE system was a welded assembly. It is recommended that all parts noted [1] should be replaced.

[76] Bracket on pipe is not required on all applications.

[958] Federal & California Emissions. Not For Sale or Use on vehicles licensed in the state of CA & NY (NY vehicles with CA Emissions). Check with your state authority for details.

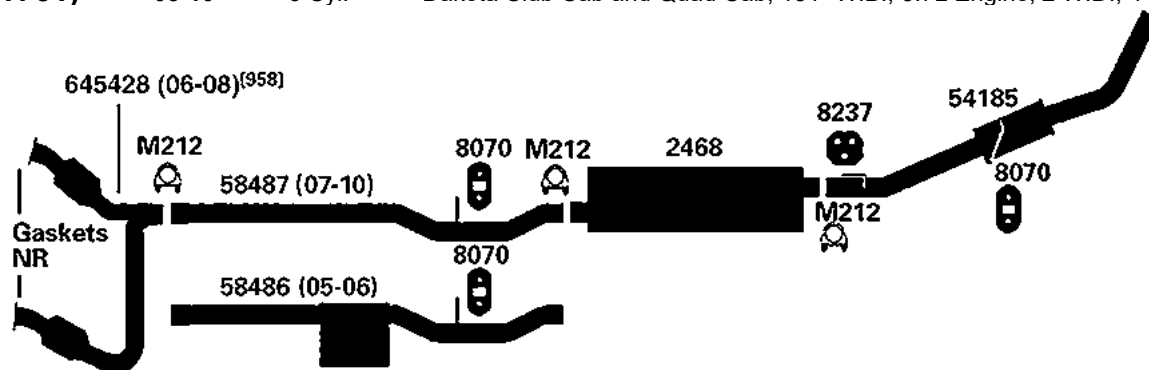
DODGE CHARGER (Rear Wheel Drive)

(101924) **06-10** 8 Cyl. Charger, 5.7L Engine



DODGE DAKOTA

(101761)	05-10	6 Cyl.	Dakota Club Cab and Quad Cab, 131" W.B.; 3.7L Engine; 2 W.D., 4 W.D.
-----------------	--------------	--------	--



DIRECT FIT MSL/MAXIMUM Muffler... 700480

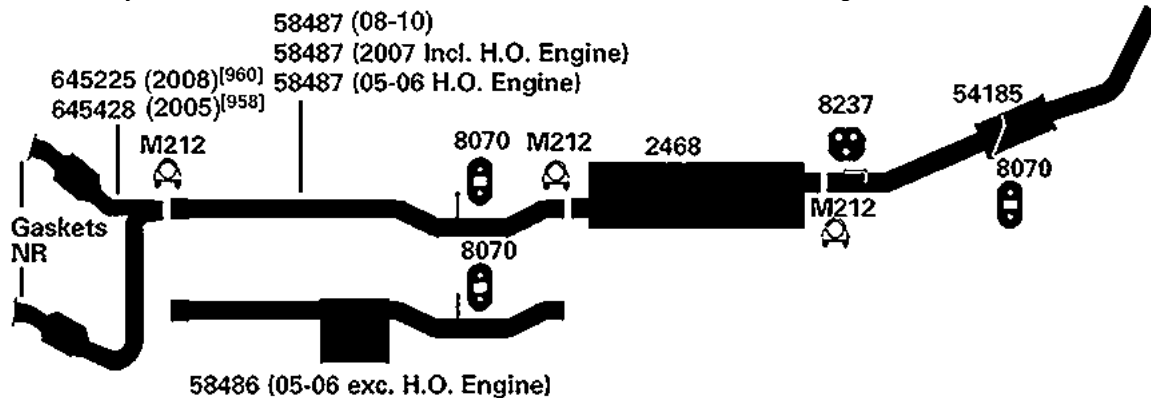
NA-Not Available. NR-Not Required. FL-Remove and Re-Use Old Flange. ● Golden Warehouse. O.E.-Original Equipment.

Airtube Kit [4948] may be required to complete installation. EFI-Electronic Fuel Injection.

[1] OE system was a welded assembly. It is recommended that all parts noted [1] should be replaced.

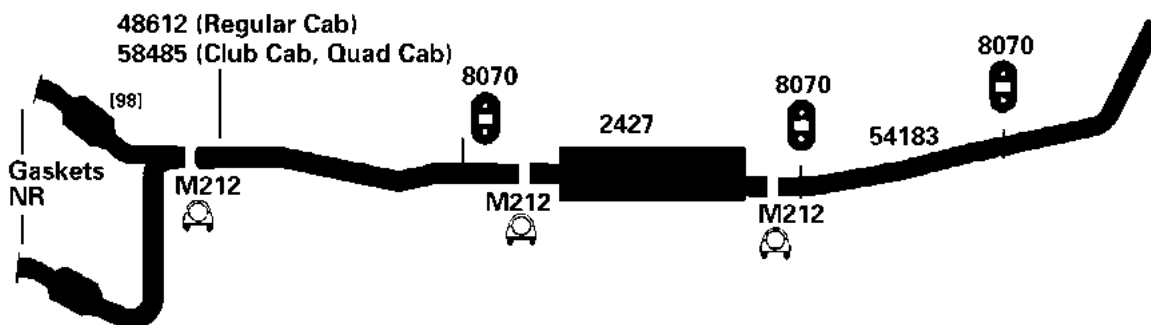
[958] Federal & California Emissions. Not For Sale or Use on vehicles licensed in the state of CA & NY (NY vehicles with CA Emissions). Check with your state authority for details.

05-10 8 Cyl. Dakota Club Cab and Quad Cab, 131" W.B.; 4.7L Engine; 2 W.D., 4 W.D. **(101158)**
05-07 8 Cyl. Dakota Club Cab and Quad Cab, 131" W.B.; 4.7L H.O. Engine; 2 W.D., 4 W.D.



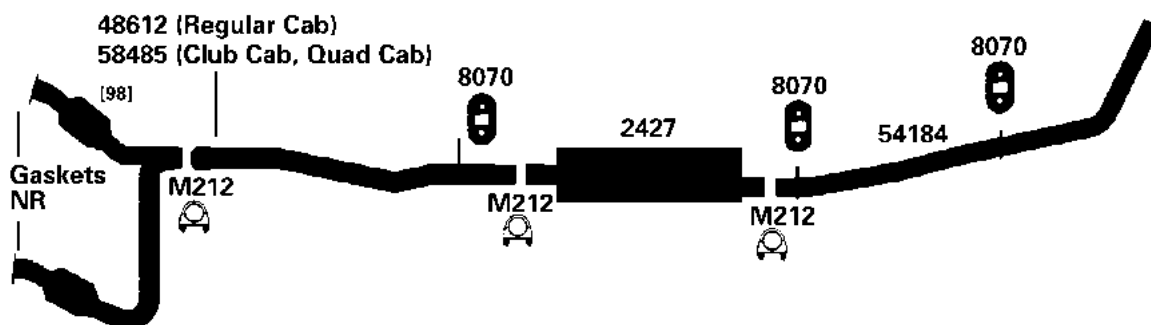
DIRECT FIT MSL/MAXIMUM Muffler... 700480, 700480

2004 6 Cyl. Dakota, Dakota Club Cab and Quad Cab, 112", 131" W.B.; 3.7L Engine; 2 W.D., 4 W.D. **(100730)**



DIRECT FIT MSL/MAXIMUM Muffler... 700460

2004 8 Cyl. Dakota, Dakota Club Cab and Quad Cab, 112", 131" W.B.; 4.7L Engine; 2 W.D., 4 W.D. **(100731)**



DIRECT FIT MSL/MAXIMUM Muffler... 700460

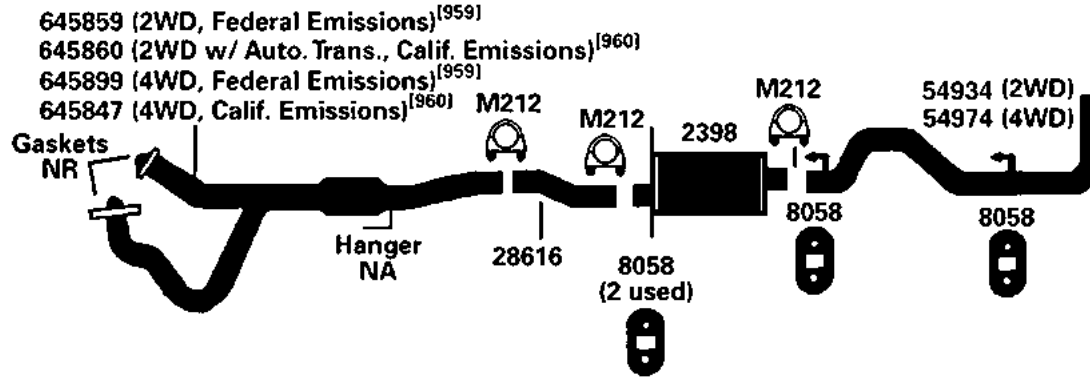
NA-Not Available. NR-Not Required. FL-Remove and Re-Use Old Flange. ● Golden Warehouse. O.E.-Original Equipment.
 # Airtube Kit [4948] may be required to complete installation. EFI-Electronic Fuel Injection.

[98] Refer to current Catalytic Converter catalog or Website catalog for availability.
 [958] Federal & California Emissions. Not For Sale or Use on vehicles licensed in the state of CA & NY (NY vehicles with CA Emissions). Check with your state authority for details.

[960] California Emissions. Not For Sale or Use on vehicles licensed in the state of CA & NY. Check with your state authority.

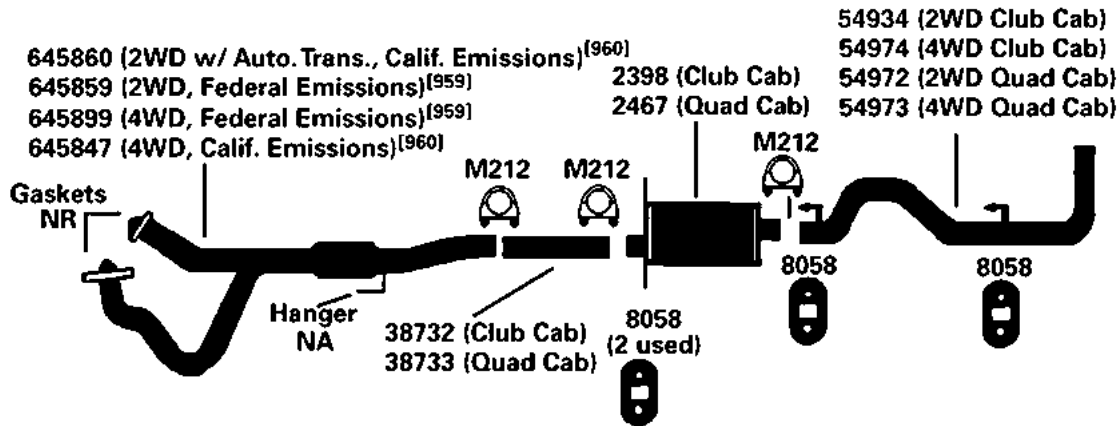
DODGE DAKOTA

(100483) 00-03 6 Cyl. Dakota; 112" W.B.; 3.9L Engine; 2WD / 4WD



DIRECT FIT MSL/MAXIMUM Muffler... 700407

(100329) 00-03 6 Cyl. Dakota Club Cab, 131" W.B.; 3.9L Engine; 2 W.D., 4 W.D.
 00-03 6 Cyl. Dakota Quad Cab, 131" W.B.; 3.9L Engine; 2 W.D., 4 W.D.



DIRECT FIT MSL/MAXIMUM Muffler... 700407 (Club Cab), 700455 (Quad Cab), 700455 (Quad Cab)

NA-Not Available. NR-Not Required. FL-Remove and Re-Use Old Flange. ● Golden Warehouse. O.E.-Original Equipment.

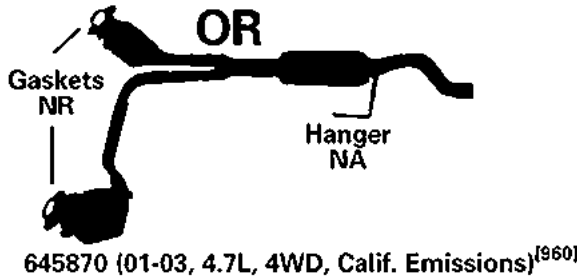
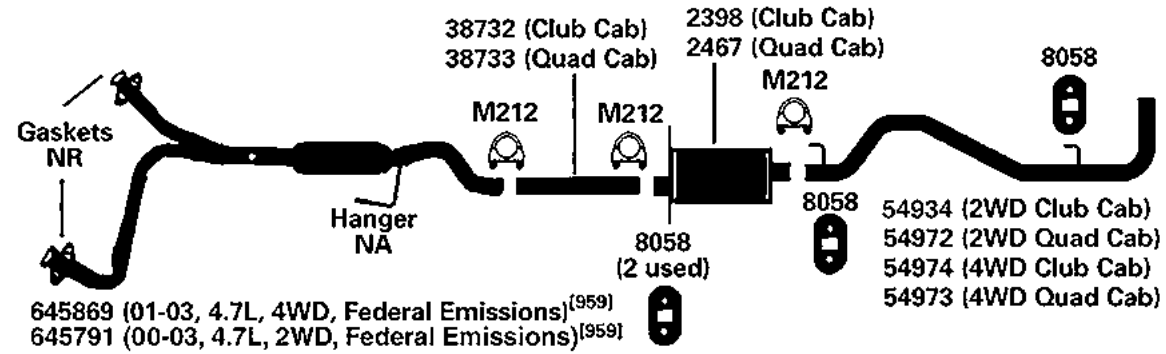
Airtube Kit [4948] may be required to complete installation. EFI-Electronic Fuel Injection.

^[959] Federal Emissions. Not For Sale or Use on vehicles licensed in the state of CA. Check with your state authority.

^[960] California Emissions. Not For Sale or Use on vehicles licensed in the state of CA & NY. Check with your state authority.

00-03 8 Cyl. Dakota Club Cab, 131" W.B.; 4.7L & 5.9L Engine; 2 W.D., 4 W.D.
00-03 8 Cyl. Dakota Quad Cab, 131" W.B.; 4.7L & 5.9L Engine; 2 W.D., 4 W.D.

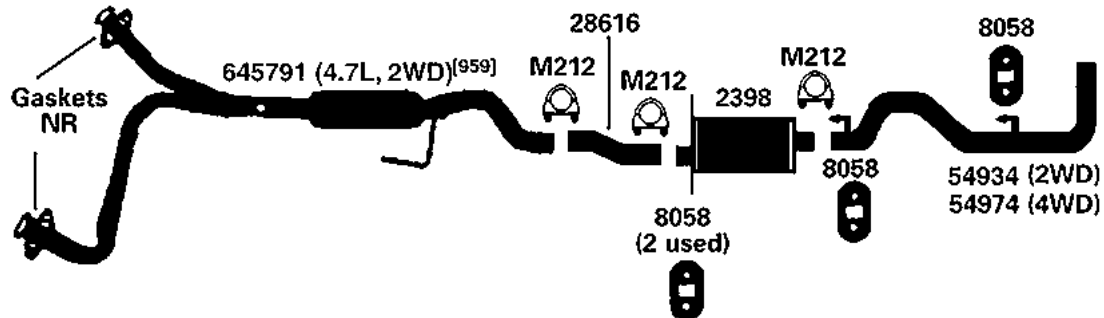
(100330)



DIRECT FIT MSL/MAXIMUM Muffler... 700407 (Club Cab), 700455 (Quad Cab)

00-03 8 Cyl. Dakota; 112" W.B.; 4.7L & 5.9L Engine; 2 W.D., 4 W.D.

(100484)



DIRECT FIT MSL/MAXIMUM Muffler... 700407

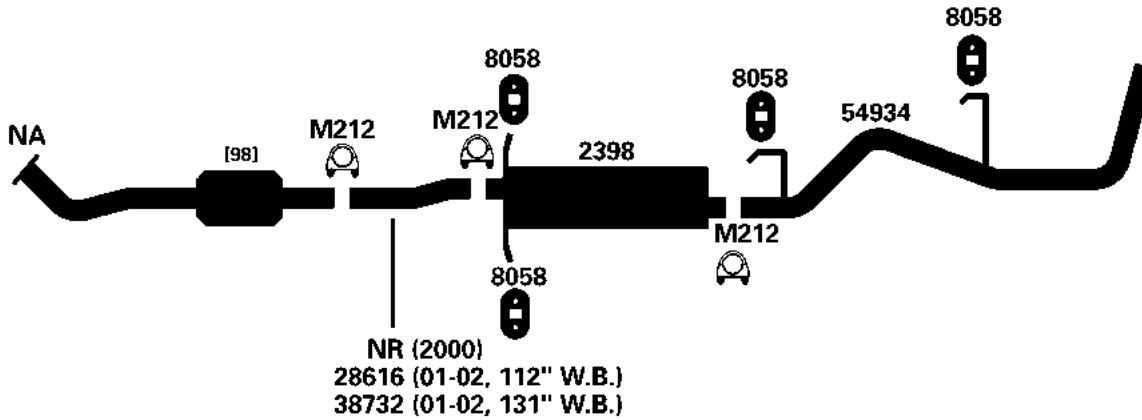
NA-Not Available. NR-Not Required. FL-Remove and Re-Use Old Flange. ● Golden Warehouse. O.E.-Original Equipment.
 # Airtube Kit [4948] may be required to complete installation. EFI-Electronic Fuel Injection.

[98] Refer to current Catalytic Converter catalog or Website catalog for availability.
 [959] Federal Emissions. Not For Sale or Use on vehicles licensed in the state of CA.
 Check with your state authority.

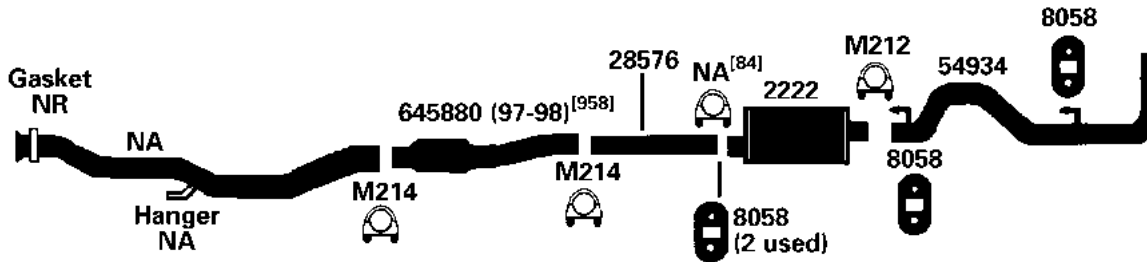
[960] California Emissions. Not For Sale or Use on vehicles licensed in the state of CA & NY. Check with your state authority.

DODGE DAKOTA

(102602) 00-02 4 Cyl. Dakota; 112" & 131" W.B.; 2.5L Engine

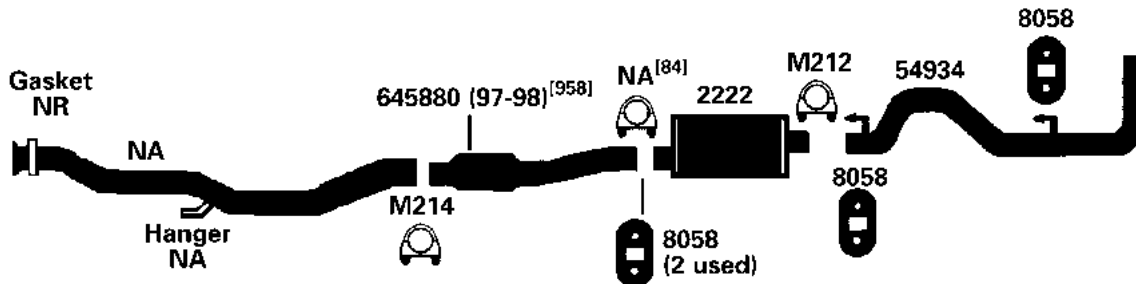


(100102) 97-99 4 Cyl. Dakota; 124" W.B.; 2.5L Engine; 2 W.D.



DIRECT FIT MSL/MAXIMUM Muffler... 700332

(100101) 97-99 4 Cyl. Dakota; 112" W.B.; 2.5L Engine; 2 W.D.



DIRECT FIT MSL/MAXIMUM Muffler... 700332

NA-Not Available. NR-Not Required. FL-Remove and Re-Use Old Flange. ● Golden Warehouse. O.E.-Original Equipment.

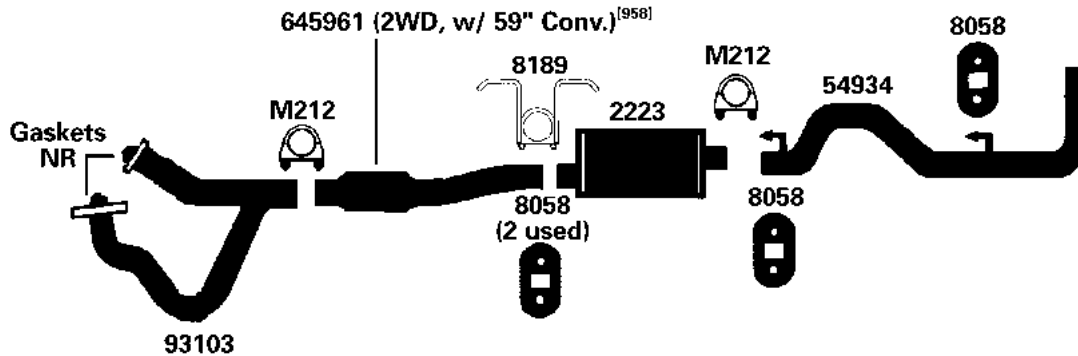
Airtube Kit [4948] may be required to complete installation. EFI-Electronic Fuel Injection.

[84] Remove and re-use original clamp.

[958] Federal & California Emissions. Not For Sale or Use on vehicles licensed in the state of CA & NY (NY vehicles with CA Emissions). Check with your state authority for details.

97-99 6 Cyl. Dakota; 112" W.B.; 3.9L Engine; 2 W.D., 4 W.D.

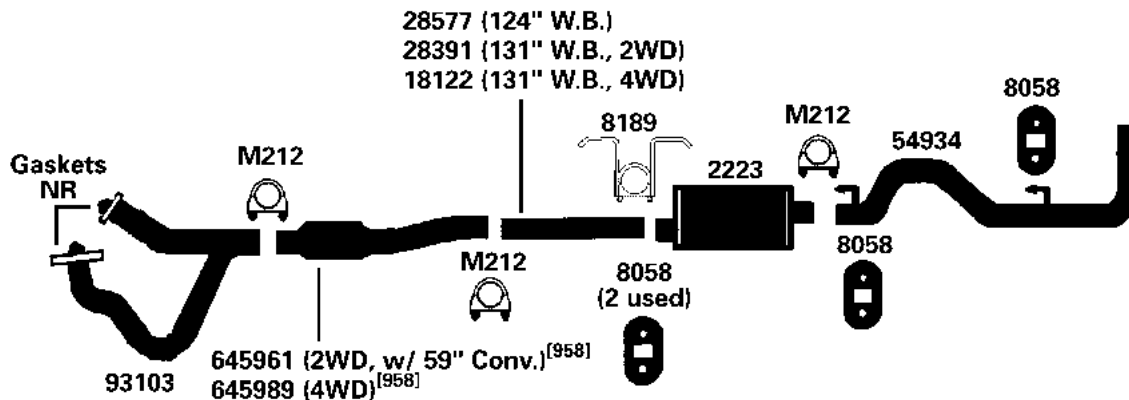
(100103)



DIRECT FIT MSL/MAXIMUM Muffler... 700259

97-99 6 Cyl. Dakota; Dakota Club Cab, 124", 131" W.B.; 3.9L Engine; 2 W.D., 4 W.D.

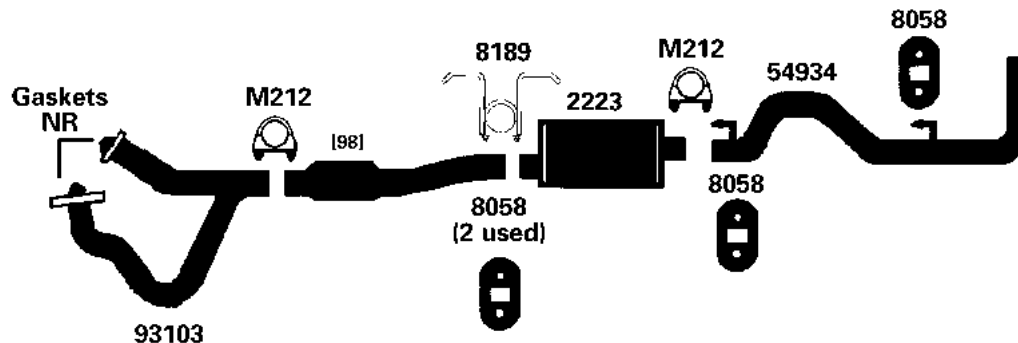
(100104)



DIRECT FIT MSL/MAXIMUM Muffler... 700259

97-99 8 Cyl. Dakota; 112" W.B.; 5.2L Engine; 2 W.D., 4 W.D.

(100105)



DIRECT FIT MSL/MAXIMUM Muffler... 700259

NA-Not Available. NR-Not Required. FL-Remove and Re-Use Old Flange. ● Golden Warehouse. O.E.-Original Equipment.

Airtube Kit [4948] may be required to complete installation. EFI-Electronic Fuel Injection.

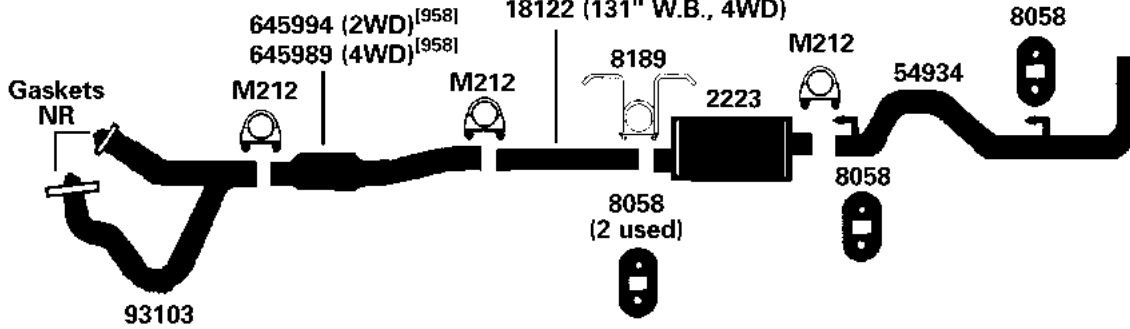
[98] Refer to current Catalytic Converter catalog or Website catalog for availability.

[958] Federal & California Emissions. Not For Sale or Use on vehicles licensed in the state of CA & NY (NY vehicles with CA Emissions). Check with your state authority for details.

DODGE DAKOTA

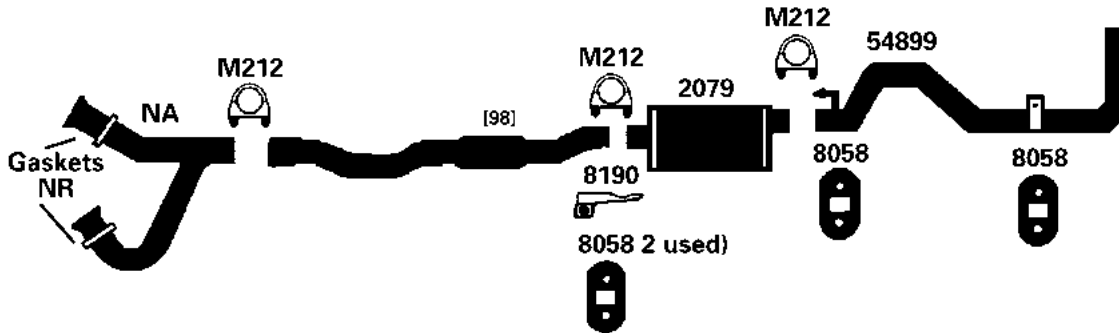
(100106) 97-99 8 Cyl. Dakota, Dakota Club Cab, 124", 131" W.B.; 5.2L Engine; 2 W.D., 4 W.D.

28577 (124" W.B.)
28391 (131" W.B., 2WD)
18122 (131" W.B., 4WD)



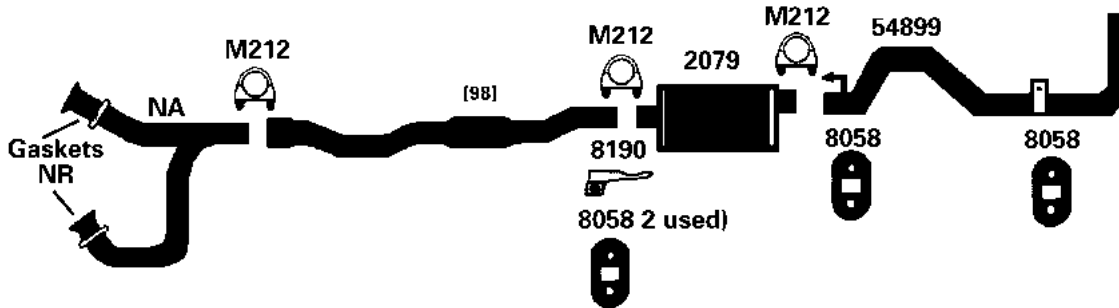
DIRECT FIT MSL/MAXIMUM Muffler... 700259

(30862) 1996 6 Cyl. Dakota; 124" W.B.; 3.9L (239) Engine; 2 W.D., 4 W.D. (except Sport Package)
95-96 6 Cyl. Dakota; 112" W.B.; 3.9L (239) Engine; 2 W.D., 4 W.D. (except Sport Package)



DIRECT FIT MSL/MAXIMUM Muffler... 700227

(24457) 1996 8 Cyl. Dakota; 124" W.B.; (318) 5.2L Engine; 2 W.D., 4 W.D. (except Sport Package)
95-96 8 Cyl. Dakota; 112" W.B.; (318) 5.2L Engine; 2 W.D., 4 W.D. (except Sport Package)



DIRECT FIT MSL/MAXIMUM Muffler... 700227

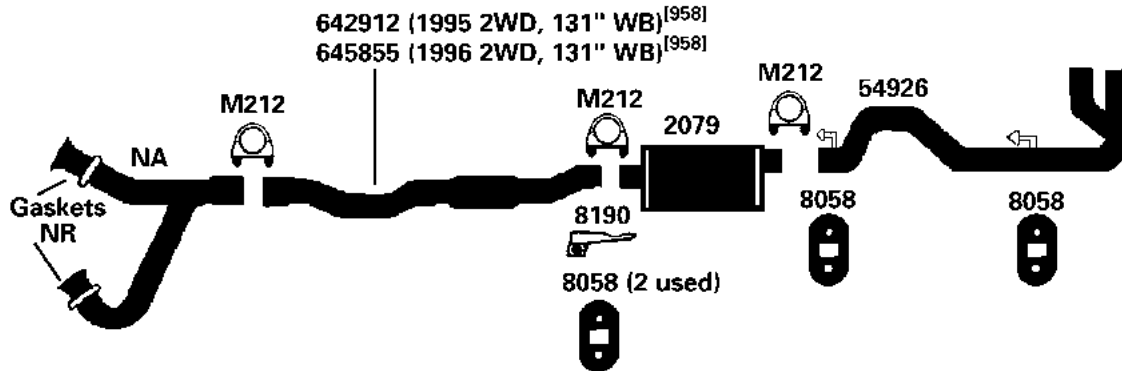
NA-Not Available. NR-Not Required. FL-Remove and Re-Use Old Flange. ● Golden Warehouse. O.E.-Original Equipment.

Airtube Kit [4948] may be required to complete installation. EFI-Electronic Fuel Injection.

[98] Refer to current Catalytic Converter catalog or Website catalog for availability.

[958] Federal & California Emissions. Not For Sale or Use on vehicles licensed in the state of CA & NY (NY vehicles with CA Emissions). Check with your state authority for details.

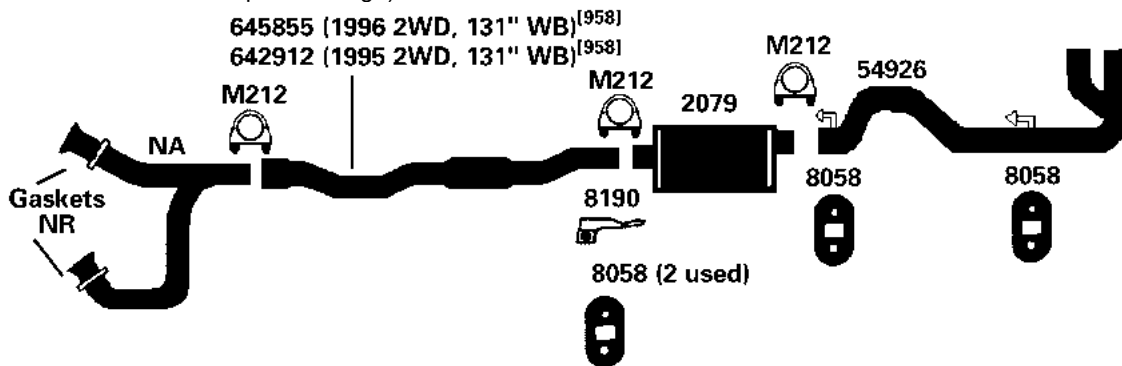
95-96 6 Cyl. Dakota; Dakota Club Cab, 112", 124", 131" W.B., 3.9L (239) Engine; 2 W.D., 4 W.D. (Models with Sport Package) **(30863)**



DIRECT FIT MSL/MAXIMUM Muffler... 700227

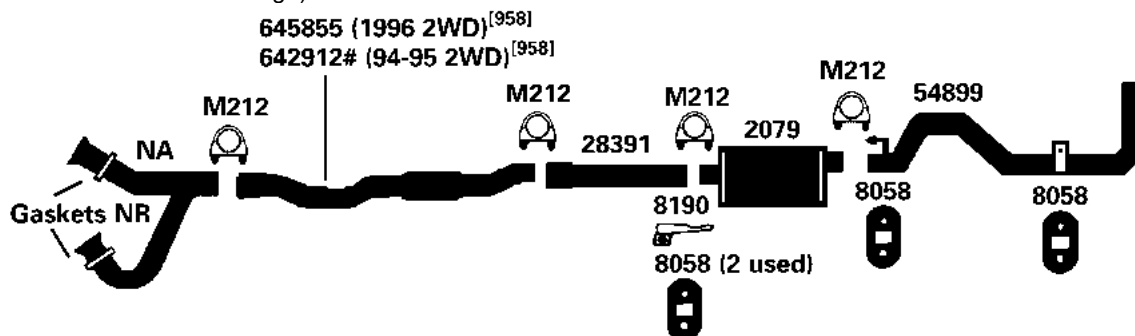
95-96 8 Cyl. Dakota, 112", 124" W.B.; (318) 5.2L Engine; 2 W.D., 4 W.D. (Models with Sport Package) **(24458)**

95-96 8 Cyl. Dakota Club Cab, 131" W.B.; (318) 5.2L Engine; 2 W.D., 4 W.D. (Models with Sport Package)



DIRECT FIT MSL/MAXIMUM Muffler... 700227

95-96 6 Cyl. Dakota; Club Cab, 131" W.B., 3.9L (239) Engine; 2 W.D., 4 W.D. (except Sport Package) **(30860)**



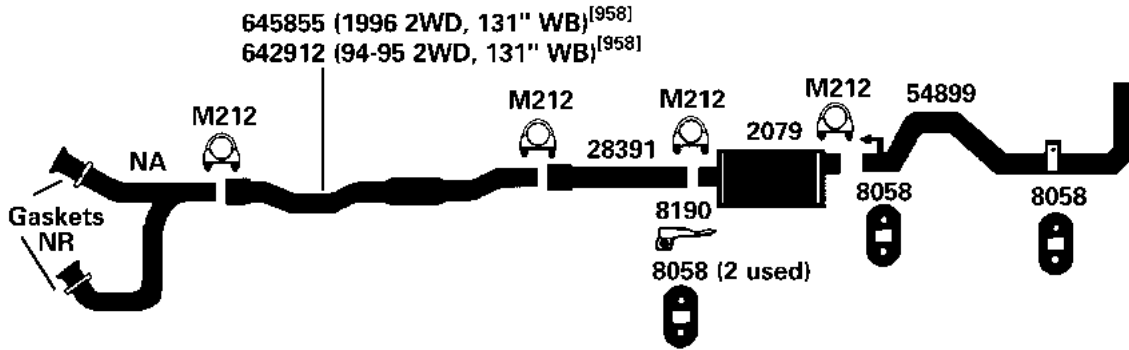
DIRECT FIT MSL/MAXIMUM Muffler... 700227

NA-Not Available. NR-Not Required. FL-Remove and Re-Use Old Flange. ● Golden Warehouse. O.E.-Original Equipment.
Airtube Kit [4948] may be required to complete installation. EFI-Electronic Fuel Injection.

^[958] Federal & California Emissions. Not For Sale or Use on vehicles licensed in the state of CA & NY (NY vehicles with CA Emissions). Check with your state authority for details.

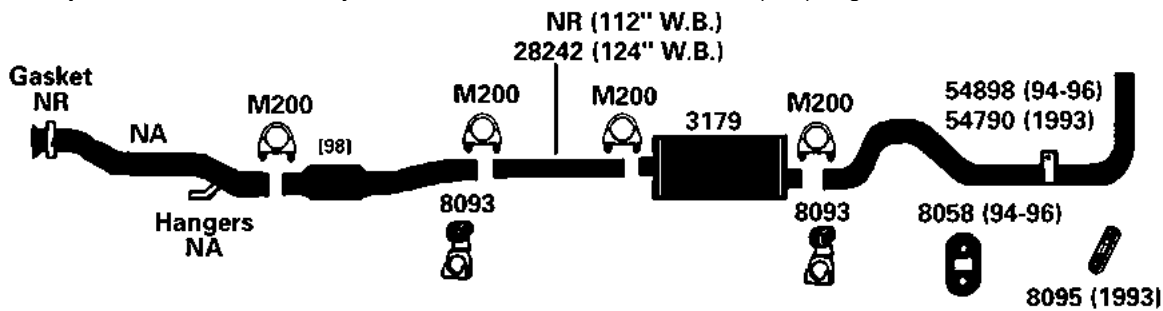
DODGE DAKOTA

(24455) 95-96 8 Cyl. Dakota Club Cab; 131" W.B.; (318) 5.2L Engine; 2 W.D., 4 W.D. (except Sport Package)



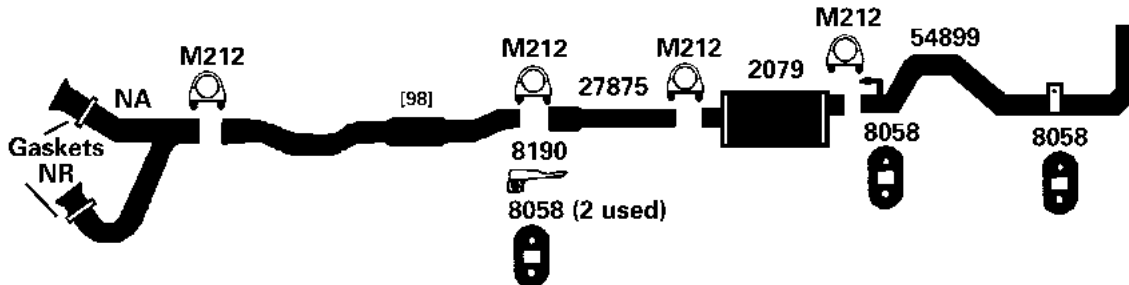
DIRECT FIT MSL/MAXIMUM Muffler... 700227

(30804) 95-96 4 Cyl. Dakota; 112", 124" W.B. 2.5L (153) Engine; 2 W.D.



DIRECT FIT MSL/MAXIMUM Muffler... 700075, UNIVERSAL FIT MSL/MAXIMUM Muffler... 6503, Silentone DIY Muffler... 5555

(30861) 1995 6 Cyl. Dakota; 124" W.B., 3.9L (239) Engine; 2 W.D., 4 W.D. (except Sport Package)



DIRECT FIT MSL/MAXIMUM Muffler... 700227

NA-Not Available. NR-Not Required. FL-Remove and Re-Use Old Flange. ● Golden Warehouse. O.E.-Original Equipment.

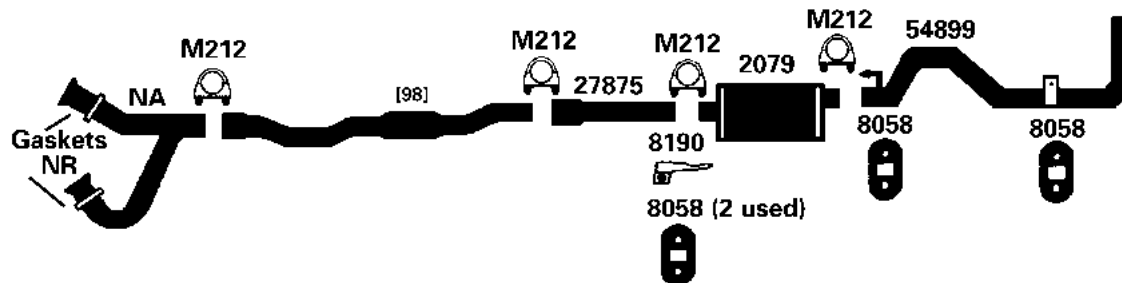
Airtube Kit [4948] may be required to complete installation. EFI-Electronic Fuel Injection.

[98] Refer to current Catalytic Converter catalog or Website catalog for availability.

[958] Federal & California Emissions. Not For Sale or Use on vehicles licensed in the state of CA & NY (NY vehicles with CA Emissions). Check with your state authority for details.

DODGE DAKOTA

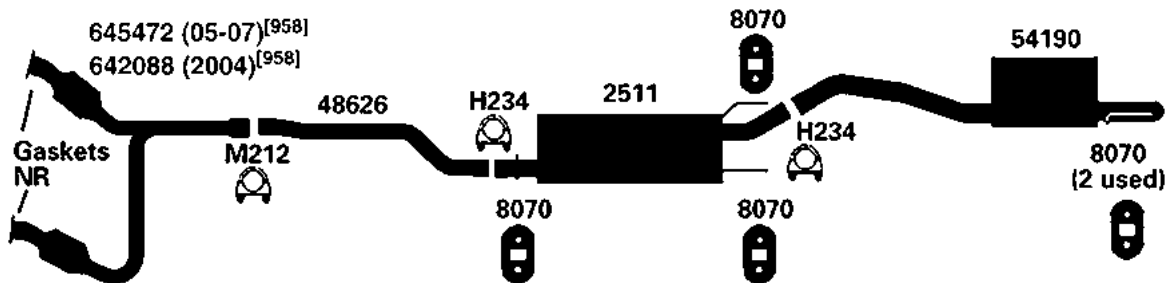
1995 8 Cyl. Dakota; 124" W.B.; (318) 5.2L Engine; 2 W.D., 4 W.D. (except Sport Package) **(24456)**



DIRECT FIT MSL/MAXIMUM Muffler... 700227

DODGE DURANGO

04-09 6 Cyl. Durango, 3.7L Engine **(101876)**



DIRECT FIT MSL/MAXIMUM Muffler... 700474

NA-Not Available. NR-Not Required. FL-Remove and Re-Use Old Flange. ● Golden Warehouse. O.E.-Original Equipment.

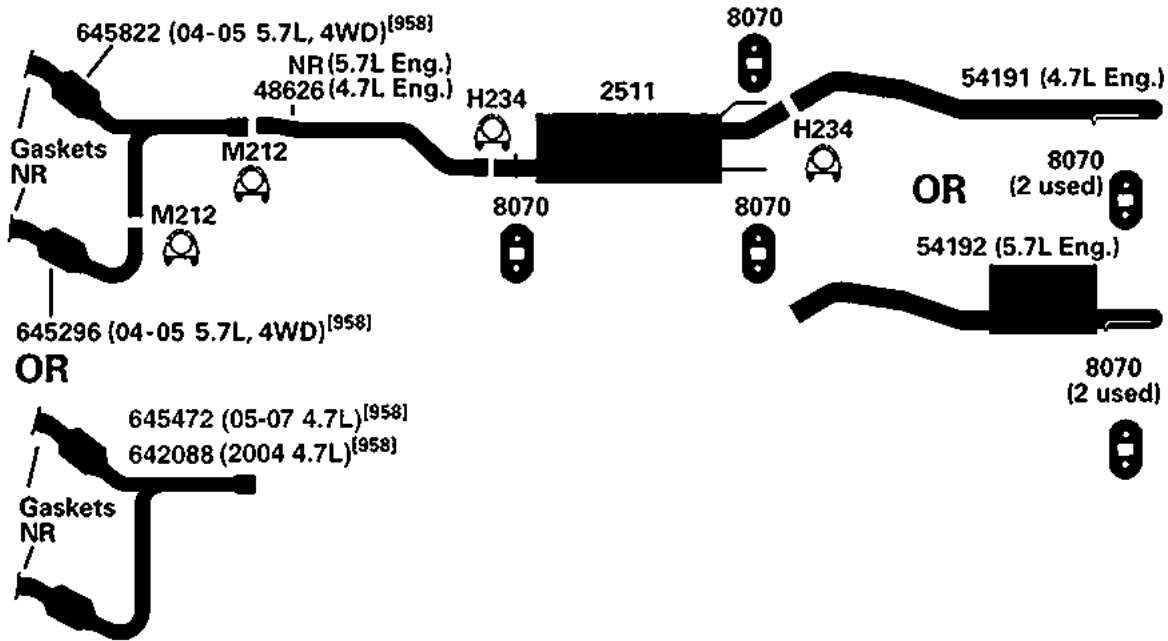
Airtube Kit [4948] may be required to complete installation. EFI-Electronic Fuel Injection.

[98] Refer to current Catalytic Converter catalog or Website catalog for availability.

[958] Federal & California Emissions. Not For Sale or Use on vehicles licensed in the state of CA & NY (NY vehicles with CA Emissions). Check with your state authority for details.

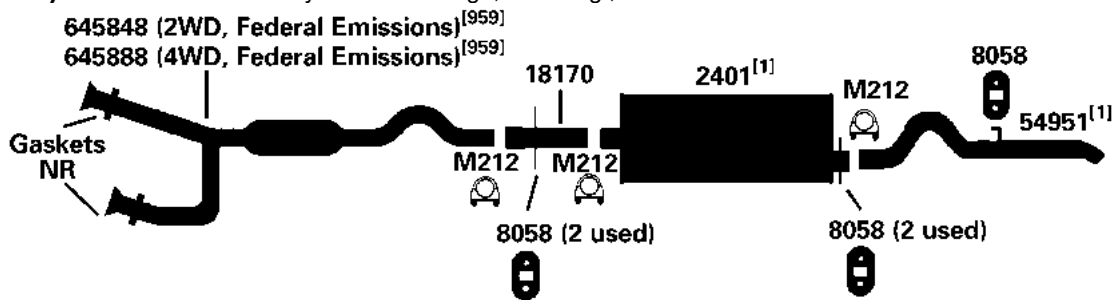
DODGE DURANGO

(101877) 04-07 8 Cyl. Durango, 4.7L & 5.7L Eng.; 2WD & 4WD



DIRECT FIT MSL/MAXIMUM Muffler... 700474

(100396) 00-03 8 Cyl. Durango, 4.7L Eng.; 2WD & 4WD



DIRECT FIT MSL/MAXIMUM Muffler... 700370

NA-Not Available. NR-Not Required. FL-Remove and Re-Use Old Flange. ● Golden Warehouse. O.E.-Original Equipment.
Airtube Kit [4948] may be required to complete installation. EFI-Electronic Fuel Injection.

[1] OE system was a welded assembly. It is recommended that all parts noted [1] should be replaced.

[958] Federal & California Emissions. Not For Sale or Use on vehicles licensed in the state of CA & NY (NY vehicles with CA Emissions). Check with your state authority for details.

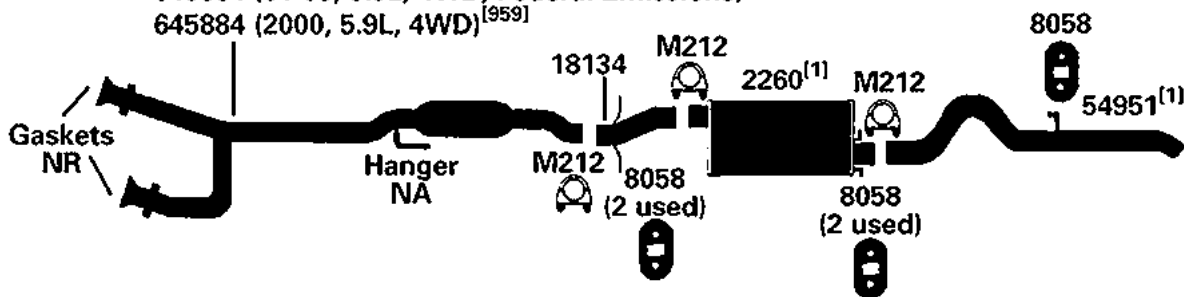
[959] Federal Emissions. Not For Sale or Use on vehicles licensed in the state of CA. Check with your state authority.

DODGE DURANGO

00-03 8 Cyl. Durango, 5.9L Eng.
2000 8 Cyl. Durango, 5.2L Eng.

(100390)

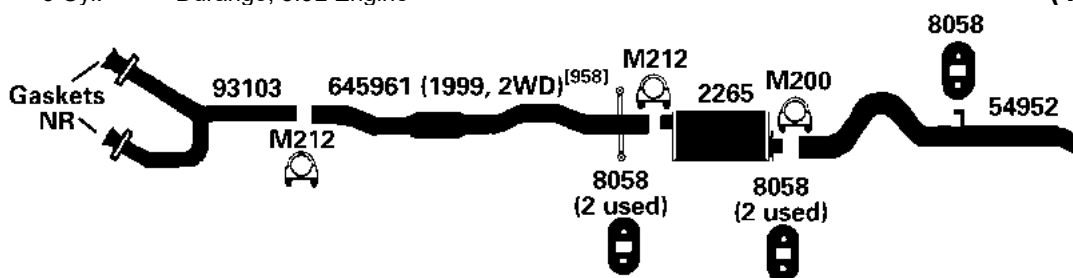
645790 (01-03, 5.9L, 4WD, Calif. Emissions)^[960]
645884 (01-03, 5.9L, 4WD, Federal Emissions)^[959]
645884 (2000, 5.9L, 4WD)^[959]



DIRECT FIT MSL/MAXIMUM Muffler... 700311

98-99 6 Cyl. Durango, 3.9L Engine

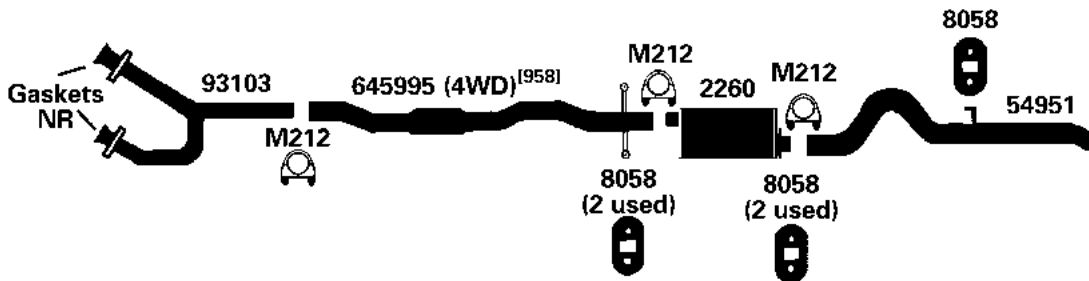
(100107)



DIRECT FIT MSL/MAXIMUM Muffler... 700349

98-99 8 Cyl. Durango, 5.2L & 5.9L Eng.

(100108)



DIRECT FIT MSL/MAXIMUM Muffler... 700311

NA-Not Available. NR-Not Required. FL-Remove and Re-Use Old Flange. ● Golden Warehouse. O.E.-Original Equipment.

Airtube Kit [4948] may be required to complete installation. EFI-Electronic Fuel Injection.

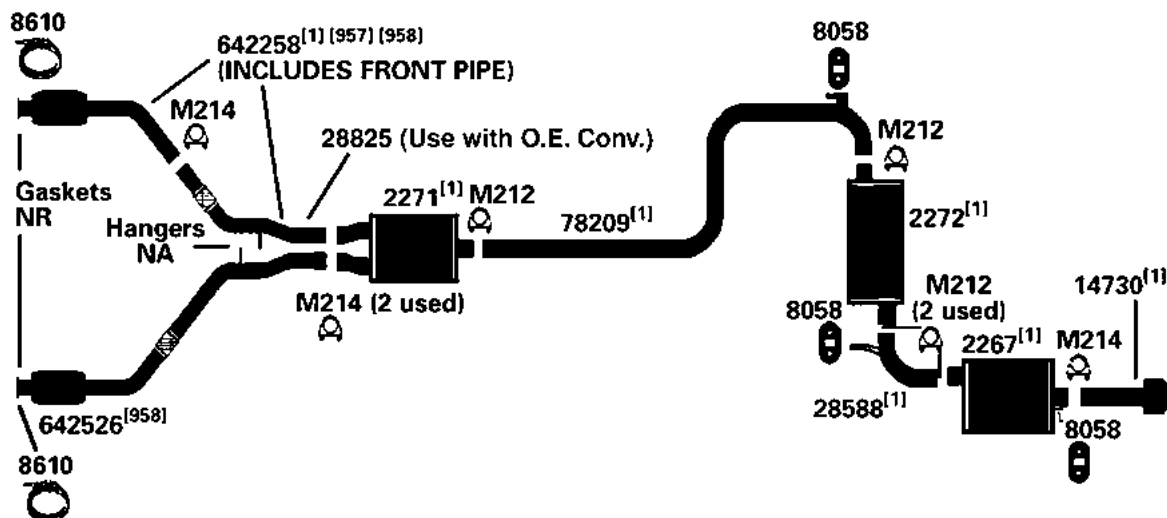
[1] OE system was a welded assembly. It is recommended that all parts noted [1] should be replaced.

[958] Federal & California Emissions. Not For Sale or Use on vehicles licensed in the state of CA & NY (NY vehicles with CA Emissions). Check with your state authority for details.

[959] Federal Emissions. Not For Sale or Use on vehicles licensed in the state of CA. Check with your state authority.

[960] California Emissions. Not For Sale or Use on vehicles licensed in the state of CA & NY. Check with your state authority.

(100561) **02-04** 6 Cyl. Intrepid, 3.5L Engine; (Including R/T)



DIRECT FIT MSL/MAXIMUM Muffler... Front Muffler- 700327, Center Muffler- 700378, Rear Muffler- 700306

DIRECT FIT MSL/MAXIMUM Muffler... Front Muffler- 700328, Center Muffler- 700379, Rear Muffler- 700384, UNIVERSAL FIT MSL/MAXIMUM Muffler... Center Muffler- 709012

Airtube Kit [4948] may be required to complete installation. EFI-Electronic Fuel Injection.

[1] OE system was a welded assembly. It is recommended that all parts noted [1] should be replaced.

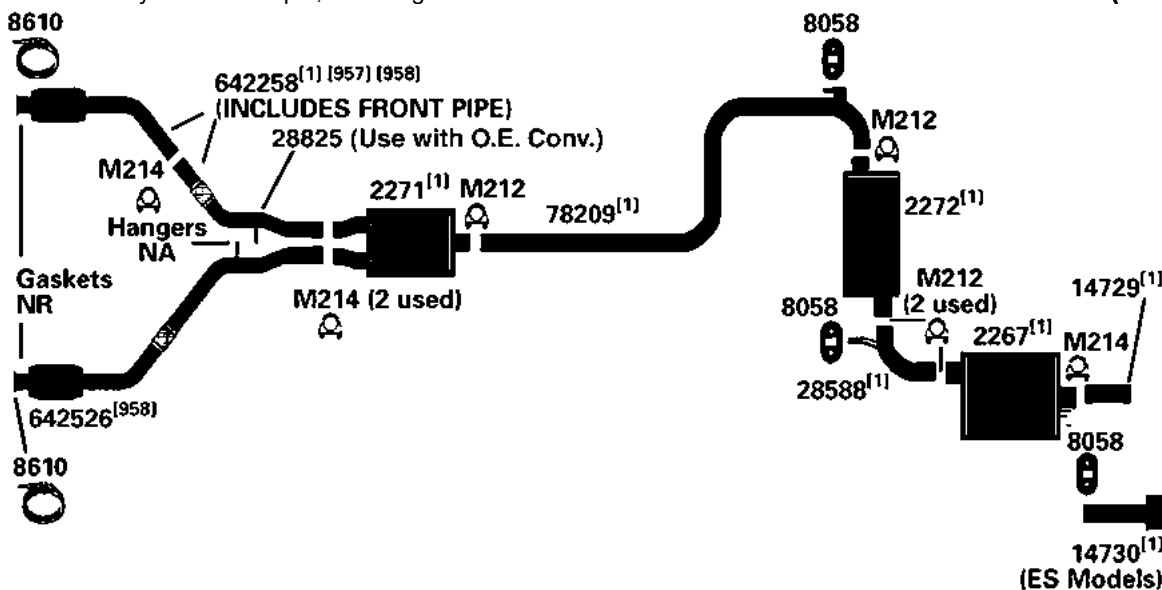
[911] Semi-Direct Fit converter. Fabrication required.

[957] Front pipe is not required when ordering converter.

[958] Federal & California Emissions. Not For Sale or Use on vehicles licensed in the state of CA & NY (NY vehicles with CA Emissions). Check with your state authority for details.

98-00 6 Cyl. Intrepid, 3.2L Engine

(100183)



DIRECT FIT MSL/MAXIMUM Muffler... Front Muffler- 700327, Center Muffler- 700378, Rear Muffler- 700306

NA-Not Available. NR-Not Required. FL-Remove and Re-Use Old Flange. ● Golden Warehouse. O.E.-Original Equipment.

Airtube Kit [4948] may be required to complete installation. EFI-Electronic Fuel Injection.

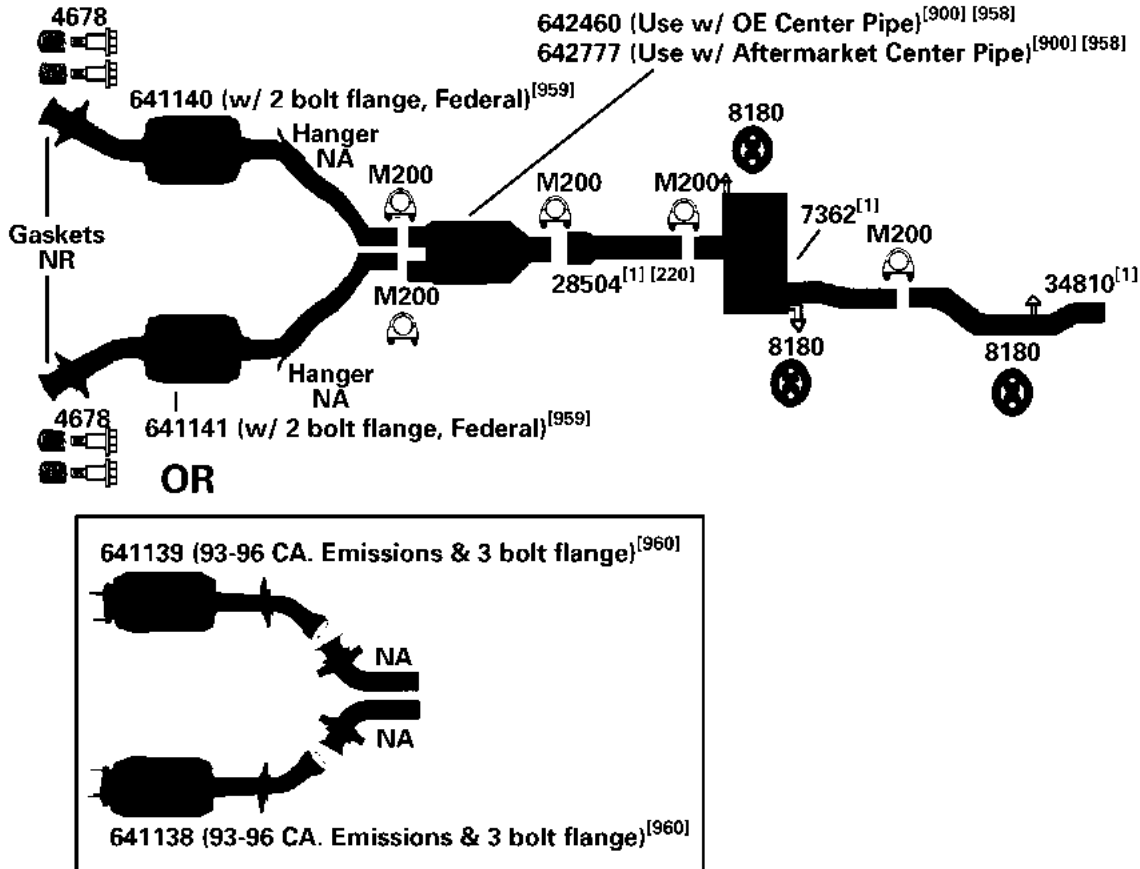
[1] OE system was a welded assembly. It is recommended that all parts noted [1] should be replaced.

[957] Front pipe is not required when ordering converter.

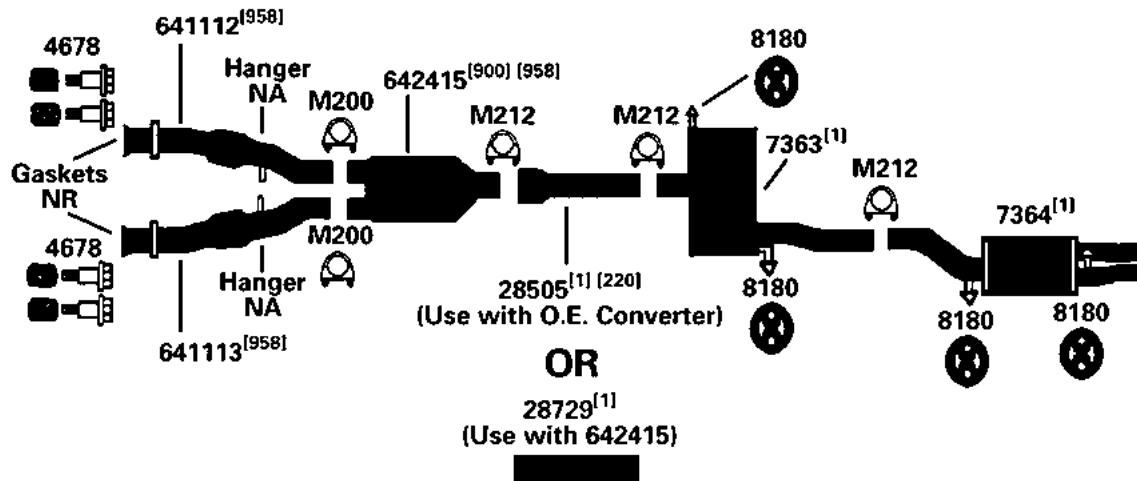
[958] Federal & California Emissions. Not For Sale or Use on vehicles licensed in the state of CA & NY (NY vehicles with CA Emissions). Check with your state authority for details.

DODGE INTREPID

(14326) 95-97 6 Cyl. Intrepid, 3.3L Engine (201); with Catalytic Converter



(14325) 95-97 6 Cyl. Intrepid, 3.5L Engine (216); with Catalytic Converter



NA-Not Available. NR-Not Required. FL-Remove and Re-Use Old Flange. ● Golden Warehouse. O.E.-Original Equipment.
Airtube Kit [4948] may be required to complete installation. EFI-Electronic Fuel Injection.

[1] OE system was a welded assembly. It is recommended that all parts noted [1] should be replaced.

[220] The O.E. extension pipe must be cut off 4" behind the pipe to converter weld.

[900] Direct fit converter may require resizing, cutting or bushing.

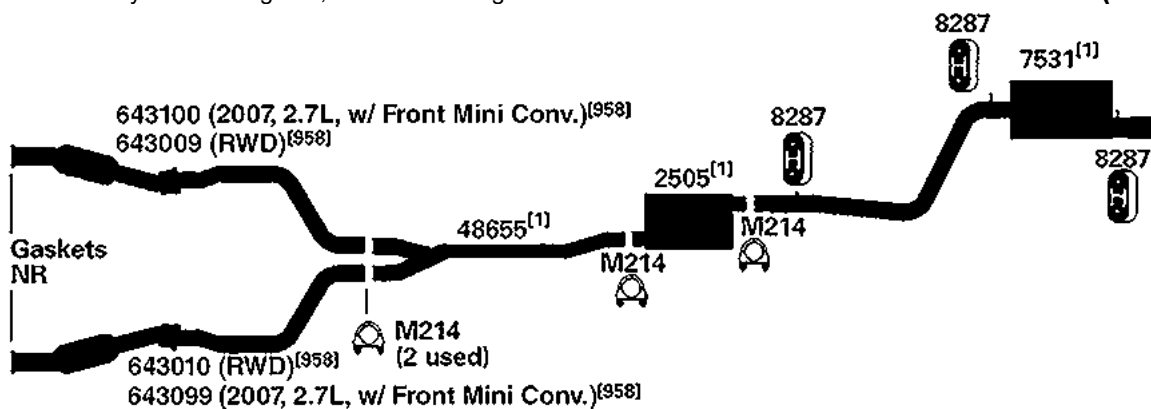
[958] Federal & California Emissions. Not For Sale or Use on vehicles licensed in the state of CA & NY (NY vehicles with CA Emissions). Check with your state authority for details.

[959] Federal Emissions. Not For Sale or Use on vehicles licensed in the state of CA. Check with your state authority.

[960] California Emissions. Not For Sale or Use on vehicles licensed in the state of CA & NY. Check with your state authority.

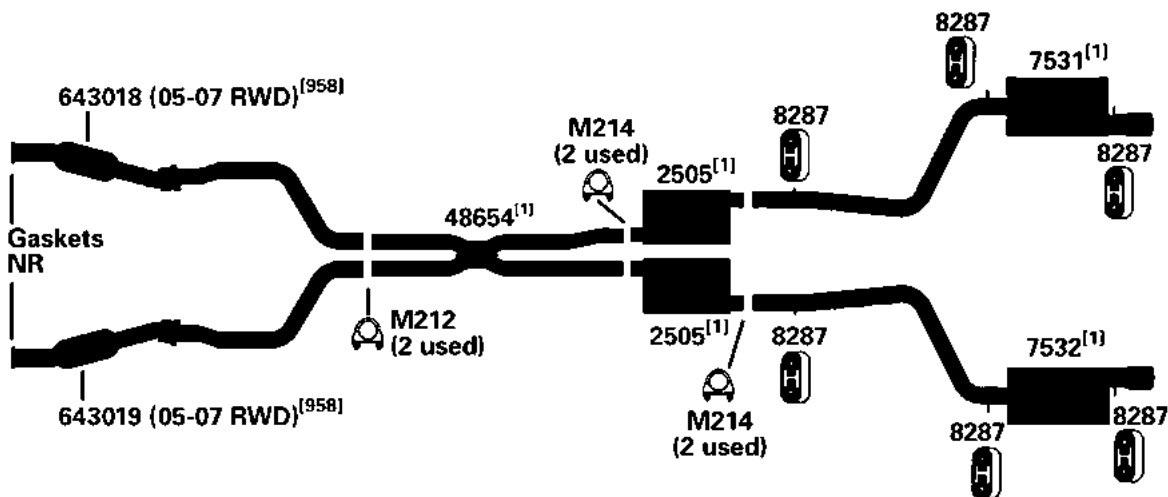
05-08 6 Cyl. Magnum, 2.7L & 3.5L Engine

(101921)



05-08 8 Cyl. Magnum R/T, 5.7L Engine

(101925)



NA-Not Available. NR-Not Required. FL-Remove and Re-Use Old Flange. ● Golden Warehouse. O.E.-Original Equipment.

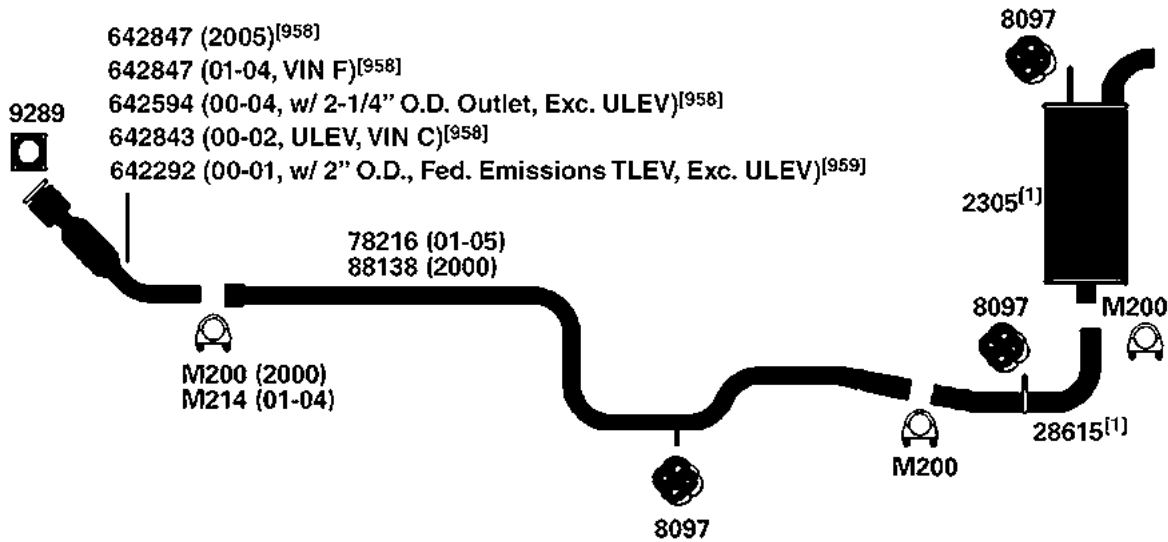
Airtube Kit [4948] may be required to complete installation. EFI-Electronic Fuel Injection.

[1] OE system was a welded assembly. It is recommended that all parts noted [1] should be replaced.

[958] Federal & California Emissions. Not For Sale or Use on vehicles licensed in the state of CA & NY (NY vehicles with CA Emissions). Check with your state authority for details.

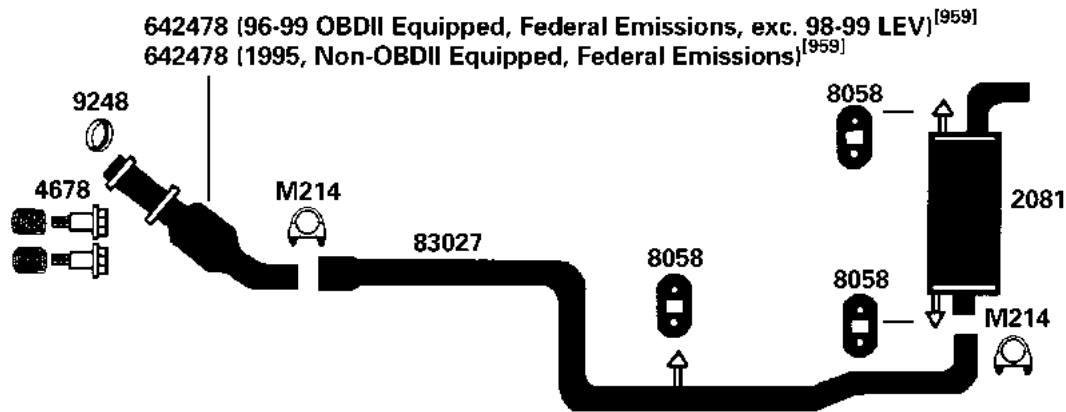
DODGE NEON

(100371) 00-05 4 Cyl. Neon, 2.0L EFI SOHC Engine



DIRECT FIT MSL/MAXIMUM Muffler... 700369

(14375) 95-99 4 Cyl. Neon 2-Door Coupe, 4-Door Sedan, 2.0L EFI SOHC Engine (122)



DIRECT FIT MSL/MAXIMUM Muffler... 700191, UNIVERSAL FIT MSL/MAXIMUM Muffler... 6560, 6590, 700062, 700131

NA-Not Available. NR-Not Required. FL-Remove and Re-Use Old Flange. ● Golden Warehouse. O.E.-Original Equipment.

Airtube Kit [4948] may be required to complete installation. EFI-Electronic Fuel Injection.

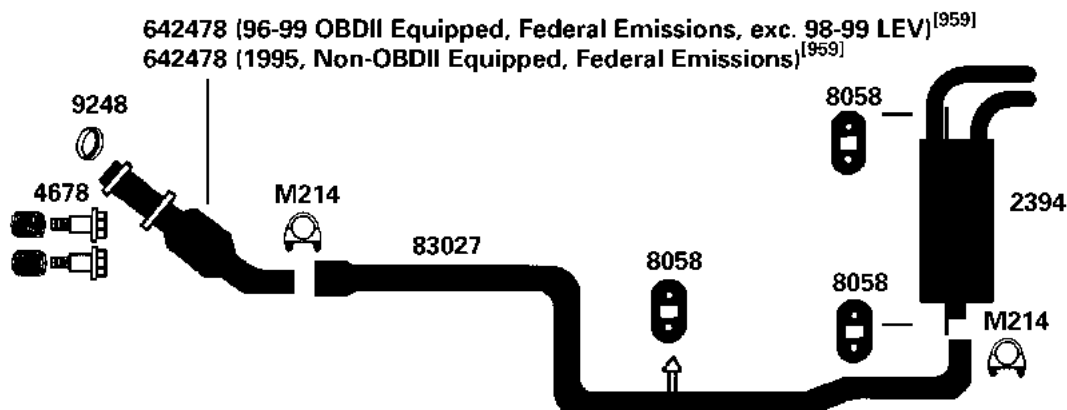
[1] OE system was a welded assembly. It is recommended that all parts noted [1] should be replaced.

[958] Federal & California Emissions. Not For Sale or Use on vehicles licensed in the state of CA & NY (NY vehicles with CA Emissions). Check with your state authority for details.

[959] Federal Emissions. Not For Sale or Use on vehicles licensed in the state of CA. Check with your state authority.

DODGE NEON

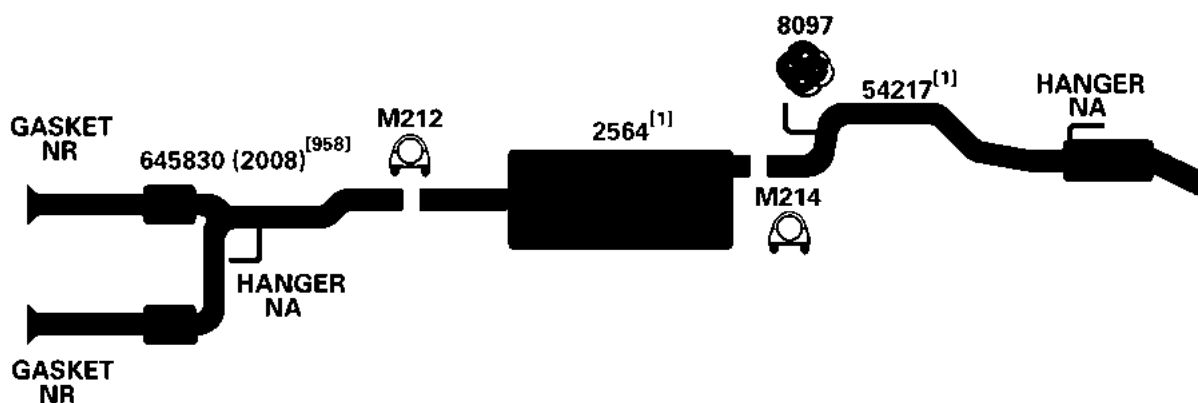
95-99 4 Cyl. Neon 2-Door Coupe, 4-Door Sedan, 2.0L EFI DOHC Engine (122)

(100446)

DIRECT FIT MSL/MAXIMUM Muffler... 700404

DODGE NITRO

07-11 6 Cyl. Nitro, 3.7L Engine

(102070)

DIRECT FIT MSL/MAXIMUM Muffler... 700479

NA-Not Available. NR-Not Required. FL-Remove and Re-Use Old Flange. ● Golden Warehouse. O.E.-Original Equipment.

Airtube Kit [4948] may be required to complete installation. EFI-Electronic Fuel Injection.

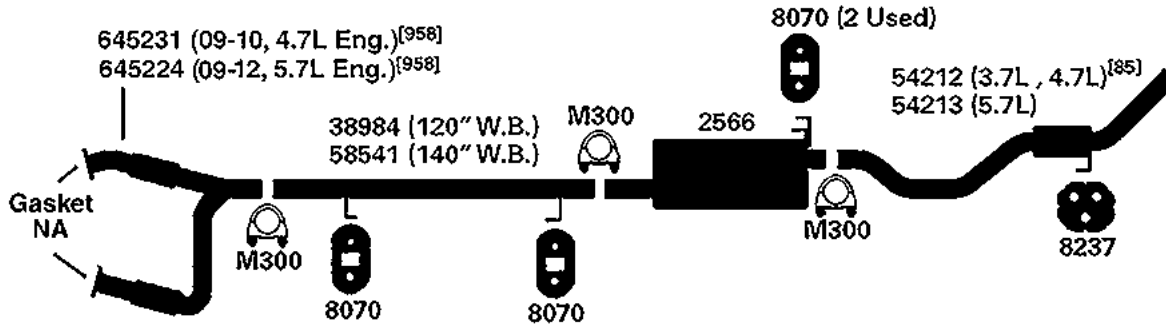
[1] OE system was a welded assembly. It is recommended that all parts noted [1] should be replaced.

[958] Federal & California Emissions. Not For Sale or Use on vehicles licensed in the state of CA & NY (NY vehicles with CA Emissions). Check with your state authority for details.

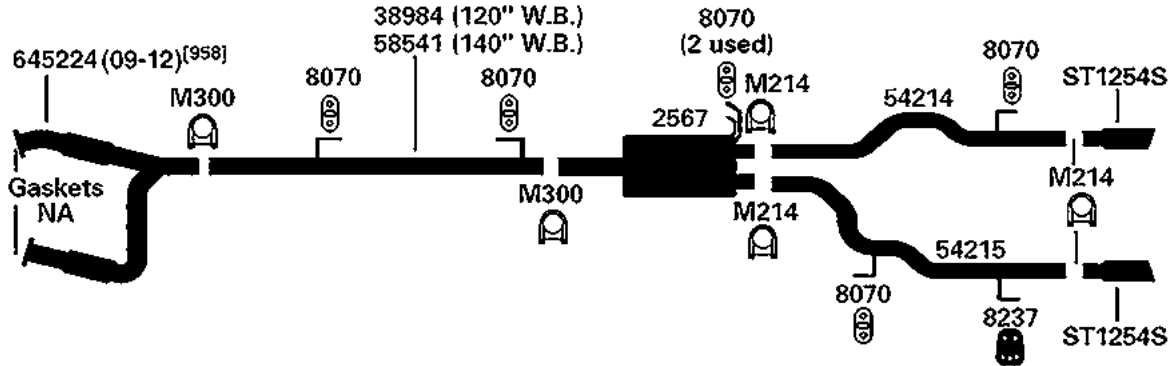
[959] Federal Emissions. Not For Sale or Use on vehicles licensed in the state of CA. Check with your state authority.

DODGE R1500 SERIES PICKUP

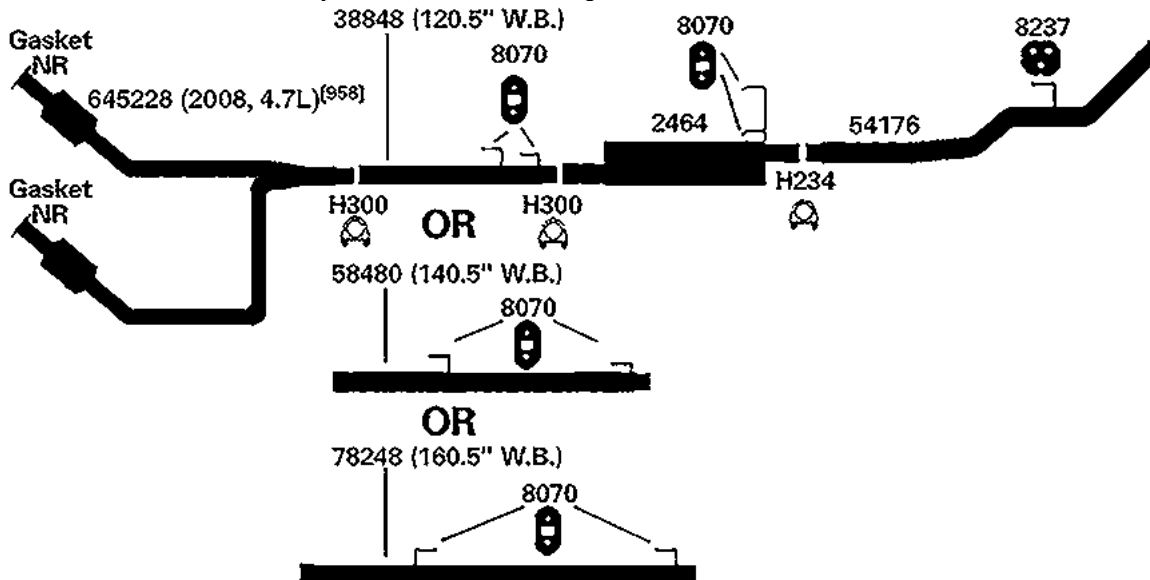
(102093) 09-10 6,8 Cyl. Ram 1500; 3.7L, 4.7L, 5.7L Engine; 2WD & 4WD; 120", 140" W.B.; w/ Single Exhaust



(102627) 09-10 8 Cyl. Ram 1500; 5.7L Engine; 2WD & 4WD; 120", 140" W.B., w/ Factory Duals



(101775) 06-08 6 Cyl. R1500, 3.7L Engine, 2 W.D., 4 W.D., 120.5" W.B., 140.5" W.B., 160.5" W.B.
06-08 8 Cyl. R1500, 4.7L Engine, 2 W.D., 4 W.D., 120.5" W.B., 140.5" W.B., 160.5" W.B.



DIRECT FIT MSL/MAXIMUM Muffler... 700475

NA-Not Available. NR-Not Required. FL-Remove and Re-Use Old Flange. ● Golden Warehouse. O.E.-Original Equipment.

Airtube Kit [4948] may be required to complete installation. EFI-Electronic Fuel Injection.

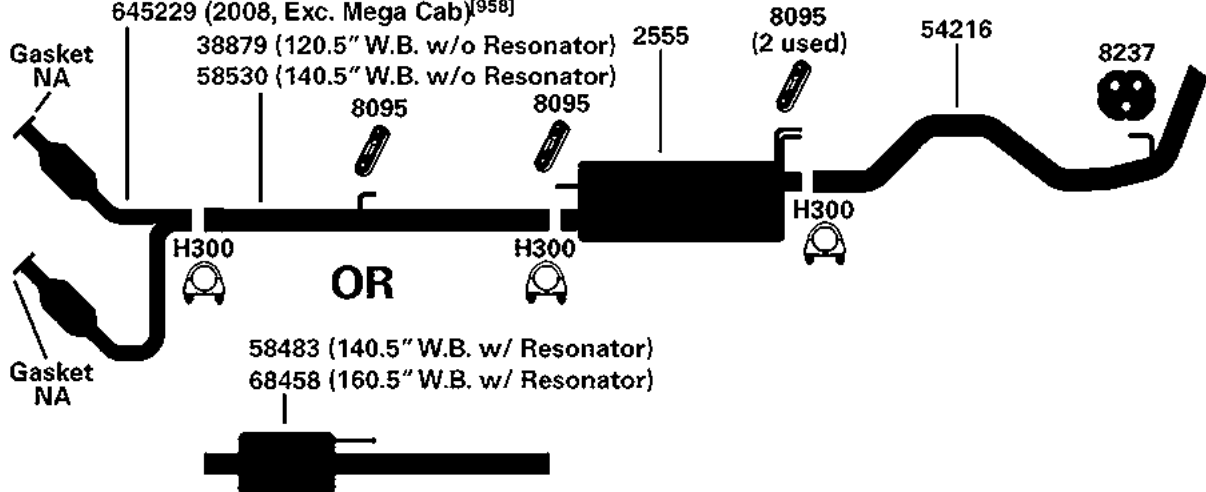
[85] Can be used as a resonator eliminator pipe.

[98] Refer to current Catalytic Converter catalog or Website catalog for availability.

[958] Federal & California Emissions. Not For Sale or Use on vehicles licensed in the state of CA & NY (NY vehicles with CA Emissions). Check with your state authority for details.

06-08 8 Cyl. R1500, 5.7L Hemi Engine, 2 W.D., 4 W.D.
 645227 (06-07, Exc. Mega Cab)^[958]
 645229 (2008, Exc. Mega Cab)^[958]

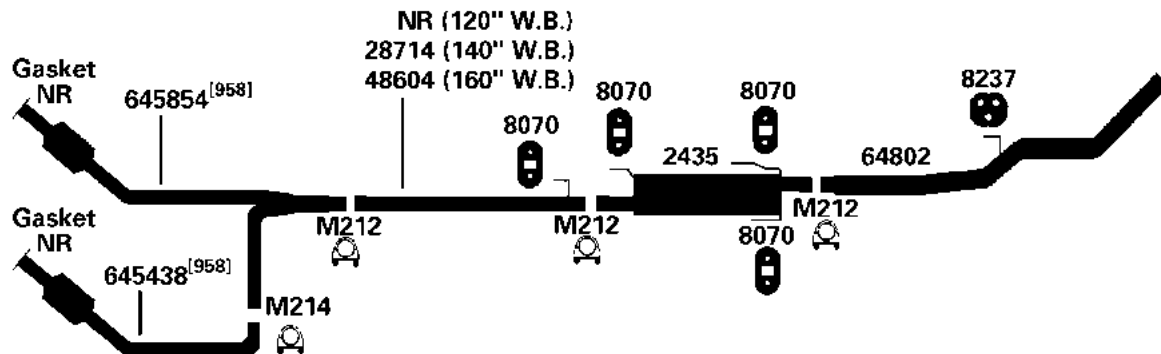
(102060)



DIRECT FIT MSL/MAXIMUM Muffler... 700477

04-05 6 Cyl. R1500, 3.7L ENG., 2 W.D., 4 W.D., 120" W.B., 140" W.B., 160" W.B.

(100703)



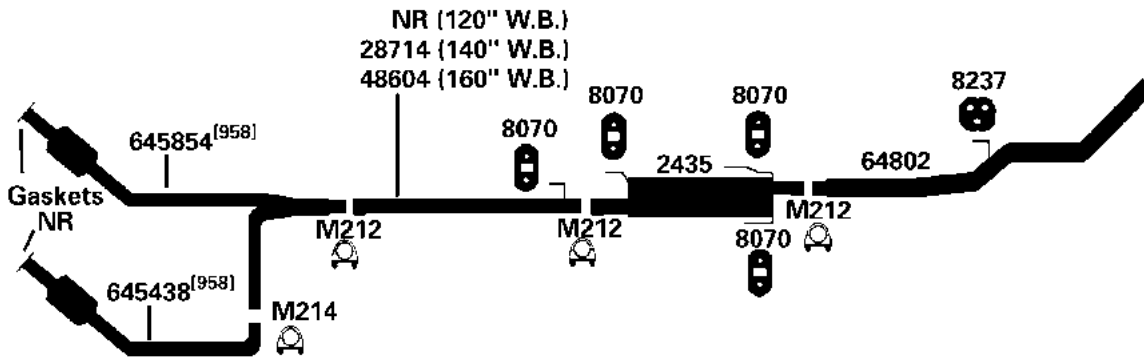
DIRECT FIT MSL/MAXIMUM Muffler... 700442

NA-Not Available. NR-Not Required. FL-Remove and Re-Use Old Flange. ● Golden Warehouse. O.E.-Original Equipment.
 # Airtube Kit [4948] may be required to complete installation. EFI-Electronic Fuel Injection.

^[958] Federal & California Emissions. Not For Sale or Use on vehicles licensed in the state of CA & NY (NY vehicles with CA Emissions). Check with your state authority for details.

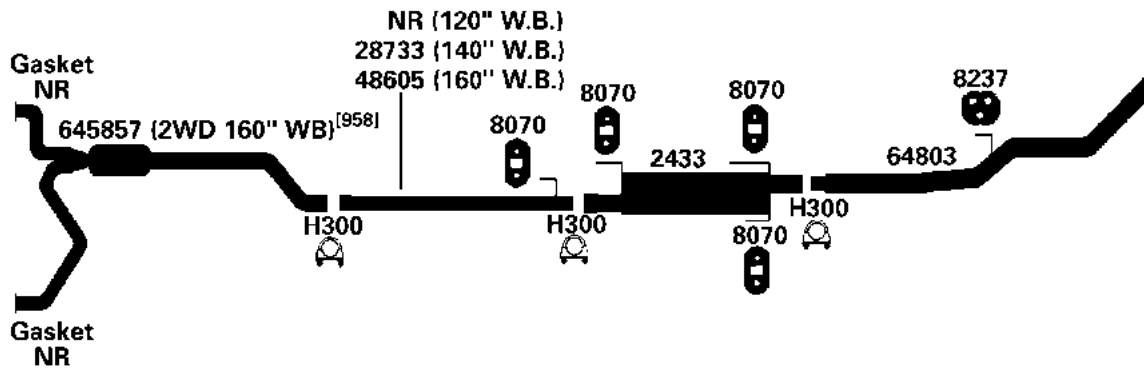
DODGE R1500 SERIES PICKUP

(100702) 04-05 8 Cyl. R1500, 4.7L Engine, 2 W.D., 4 W.D., 120" W.B., 140" W.B., 160" W.B.



DIRECT FIT MSL/MAXIMUM Muffler... 700442

(100723) 2003 8 Cyl. R1500, 5.7L Hemi Engine, 2 W.D., 4 W.D., 120" W.B., 140" W.B., 160" W.B.



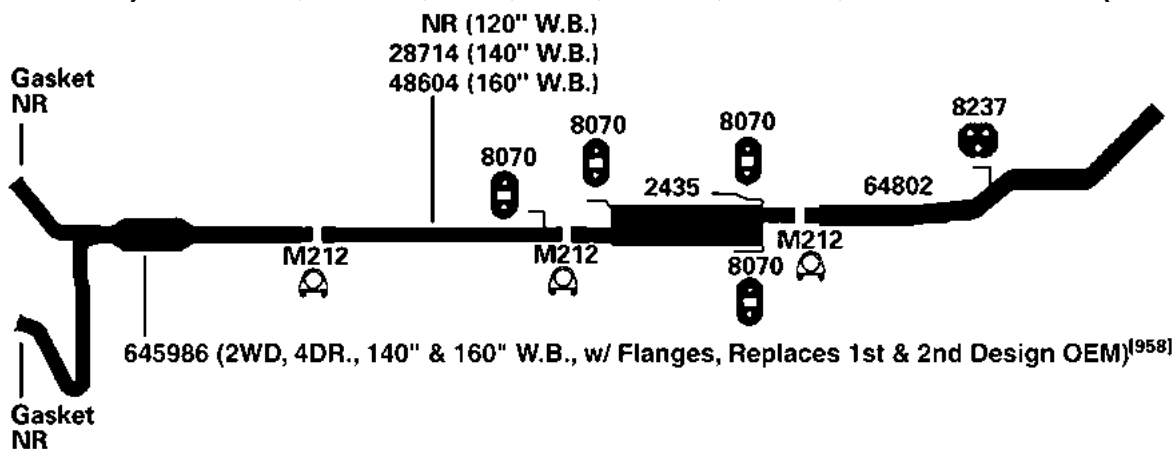
DIRECT FIT MSL/MAXIMUM Muffler... 700463

NA-Not Available. NR-Not Required. FL-Remove and Re-Use Old Flange. ● Golden Warehouse. O.E.-Original Equipment.
Airtube Kit [4948] may be required to complete installation. EFI-Electronic Fuel Injection.

[958] Federal & California Emissions. Not For Sale or Use on vehicles licensed in the state of CA & NY (NY vehicles with CA Emissions). Check with your state authority for details.

02-03 6 Cyl. R1500, 3.7L ENG., 2 W.D., 4 W.D., 120" W.B., 140" W.B., 160" W.B.

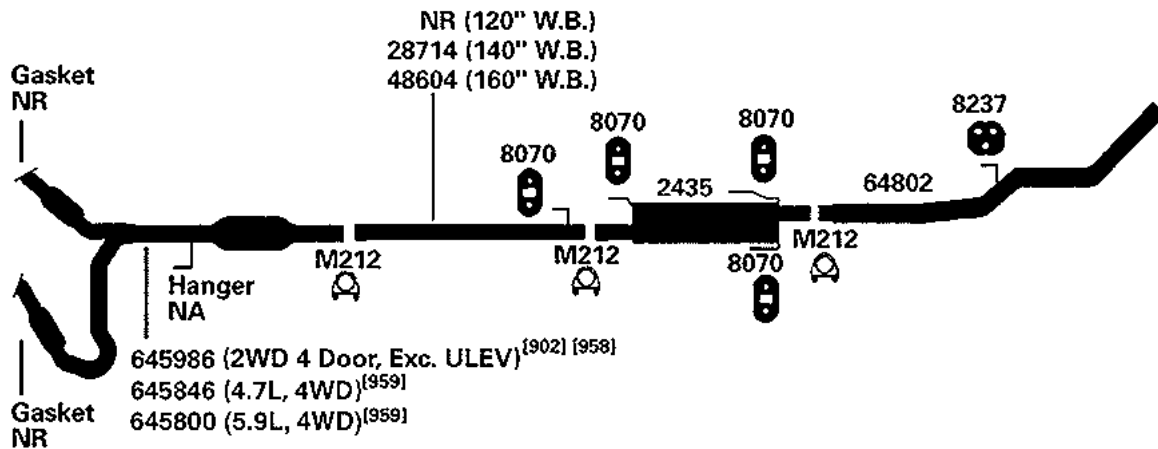
(100704)



DIRECT FIT MSL/MAXIMUM Muffler... 700442

02-03 8 Cyl. R1500, 4.7L & 5.9L Engine, 2 W.D., 4 W.D., 120" W.B., 140" W.B., 160" W.B.

(100701)



DIRECT FIT MSL/MAXIMUM Muffler... 700442

NA-Not Available. NR-Not Required. FL-Remove and Re-Use Old Flange. ● Golden Warehouse. O.E.-Original Equipment.
Airtube Kit [4948] may be required to complete installation. EFI-Electronic Fuel Injection.

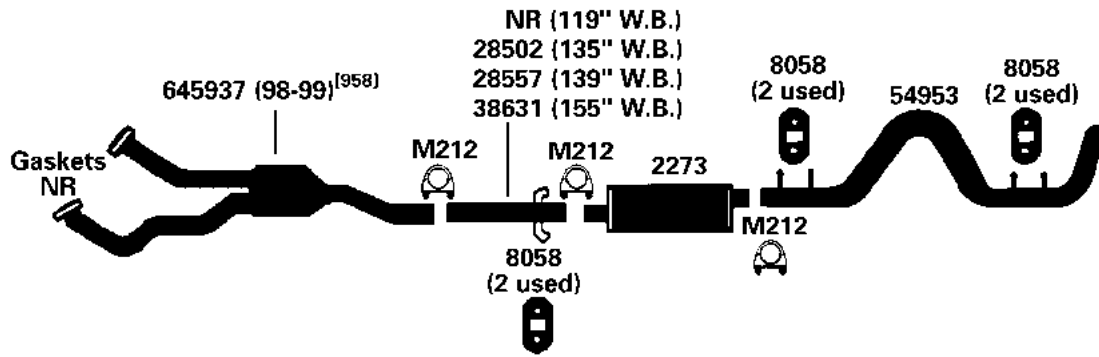
[902] Replaces both 1st and 2nd OEM design systems.

[958] Federal & California Emissions. Not For Sale or Use on vehicles licensed in the state of CA & NY (NY vehicles with CA Emissions). Check with your state authority for details.

[959] Federal Emissions. Not For Sale or Use on vehicles licensed in the state of CA. Check with your state authority.

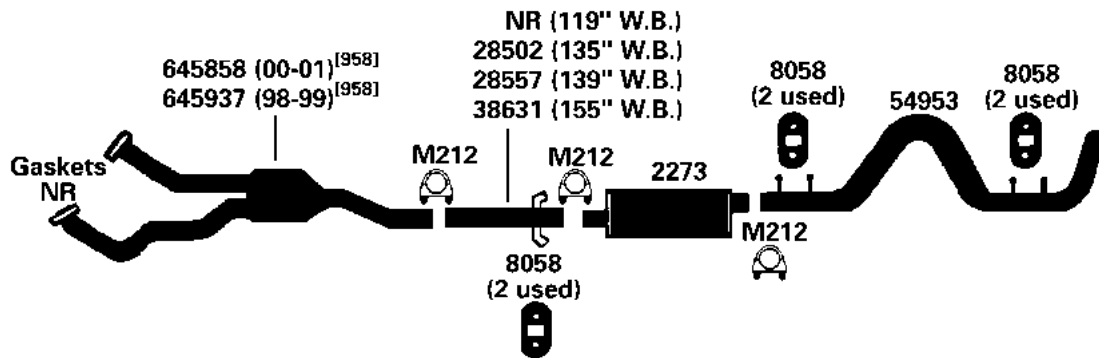
DODGE R1500 SERIES PICKUP

(100110) 98-01 6 Cyl. R1500, 3.9L ENG., 2 W.D., 119" W.B., 135" W.B., 139" W.B., 155" W.B.



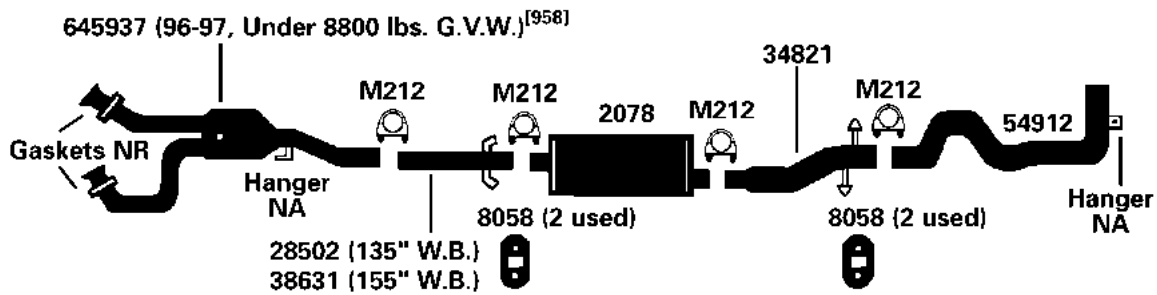
DIRECT FIT MSL/MAXIMUM Muffler... 700295

(100111) 98-01 8 Cyl. R1500, 5.2L & 5.9L Engine, 2 W.D., 4 W.D., 119" W.B., 135" W.B., 139" W.B., 155" W.B.



DIRECT FIT MSL/MAXIMUM Muffler... 700295

(26054) 96-97 8 Cyl. R1500; 155" W.B. Club Cab; 360 (5.9L) Engine; 2 W.D., 4 W.D., under 8800 lbs. G.V.W.



DIRECT FIT MSL/MAXIMUM Muffler... 700226

NA-Not Available. NR-Not Required. FL-Remove and Re-Use Old Flange. ● Golden Warehouse. O.E.-Original Equipment.

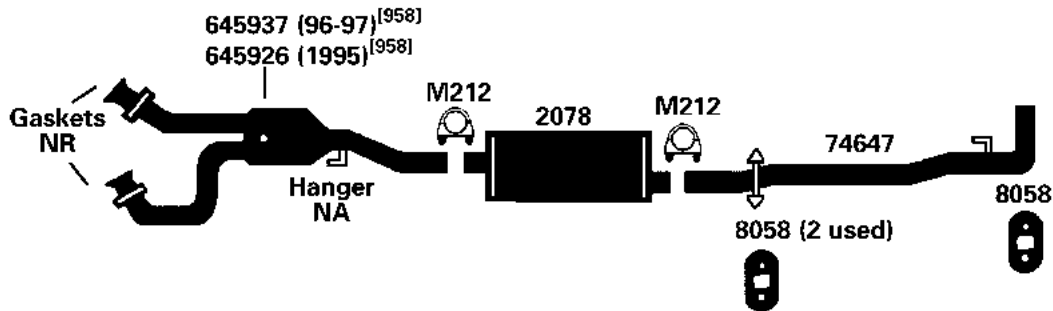
Airtube Kit [4948] may be required to complete installation. EFI-Electronic Fuel Injection.

[98] Refer to current Catalytic Converter catalog or Website catalog for availability.

[958] Federal & California Emissions. Not For Sale or Use on vehicles licensed in the state of CA & NY (NY vehicles with CA Emissions). Check with your state authority for details.

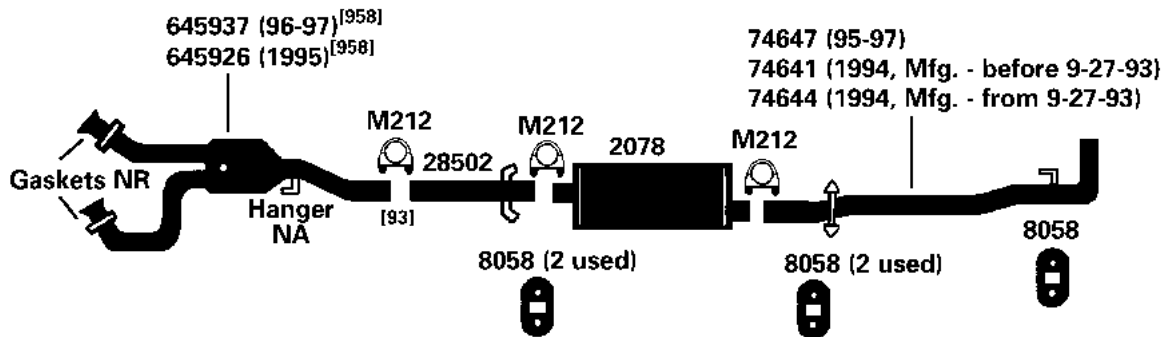
95-97 6 Cyl. R1500; 119" W.B.; 3.9L (239) Engine; 2 W.D.

(34954)



DIRECT FIT MSL/MAXIMUM Muffler... 700226

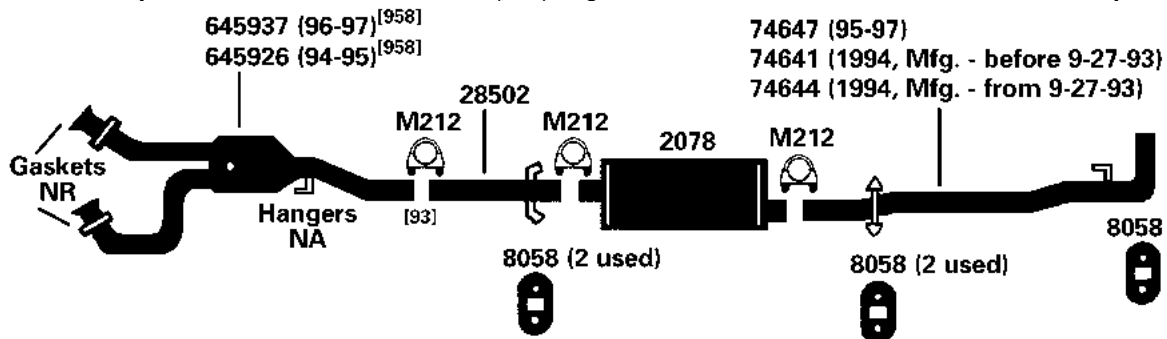
95-97 8 Cyl. R1500, 135" W.B.; 318, 360 (5.2L, 5.9L) Engine; 2 W.D., 4 W.D., under 8800 lbs. **(26051)**
G.V.W.



DIRECT FIT MSL/MAXIMUM Muffler... 700226

95-97 6 Cyl. R1500, 135" W.B.; 3.9L (239) Engine; 2 W.D.

(34950)



DIRECT FIT MSL/MAXIMUM Muffler... 700226

NA-Not Available. NR-Not Required. FL-Remove and Re-Use Old Flange. ● Golden Warehouse. O.E.-Original Equipment.

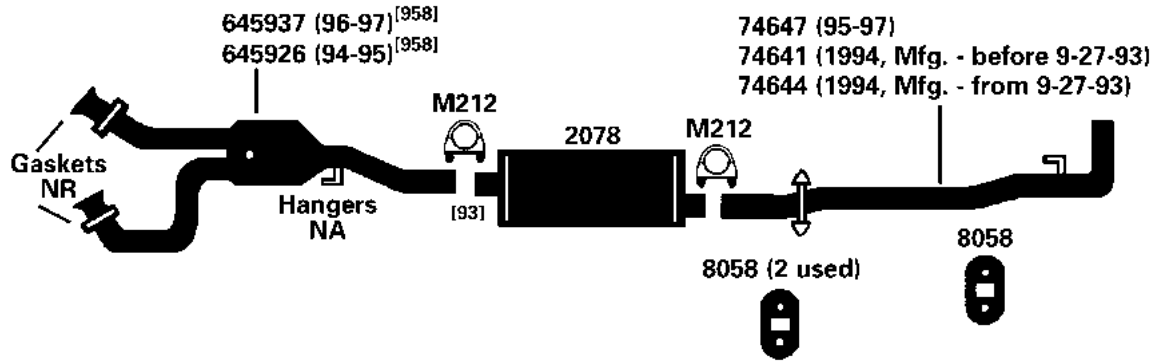
Airtube Kit [4948] may be required to complete installation. EFI-Electronic Fuel Injection.

[93] Locating clip must be knocked off OEM converter for proper installation.

[958] Federal & California Emissions. Not For Sale or Use on vehicles licensed in the state of CA & NY (NY vehicles with CA Emissions). Check with your state authority for details.

DODGE R1500 SERIES PICKUP

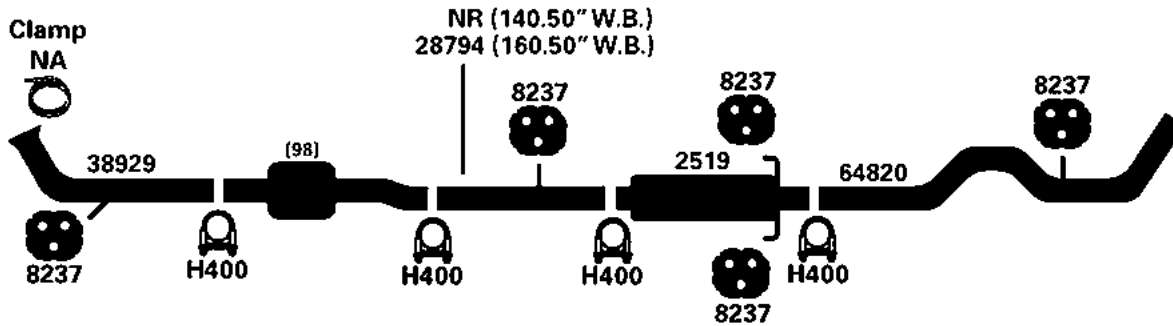
(26052) 95-97 8 Cyl. R1500; 119" W.B.; 318, 360 (5.2L, 5.9L) Engine; 2 W.D., 4 W.D.



DIRECT FIT MSL/MAXIMUM Muffler... 700226

DODGE R2500/2500 HD/3500 SERIES PICKUP

(102108) 05-09 6 Cyl. Ram 2500; 5.9L Diesel Engine; 2WD & 4WD; 140.50", 160.50" W.B.
05-09 6 Cyl. Ram 3500; 5.9L Diesel Engine; 2WD & 4WD; 140.50", 160.50" W.B.



DIRECT FIT MSL/MAXIMUM Muffler... 700476

NA-Not Available. NR-Not Required. FL-Remove and Re-Use Old Flange. ● Golden Warehouse. O.E.-Original Equipment.

Airtube Kit [4948] may be required to complete installation. EFI-Electronic Fuel Injection.

[93] Locating clip must be knocked off OEM converter for proper installation.

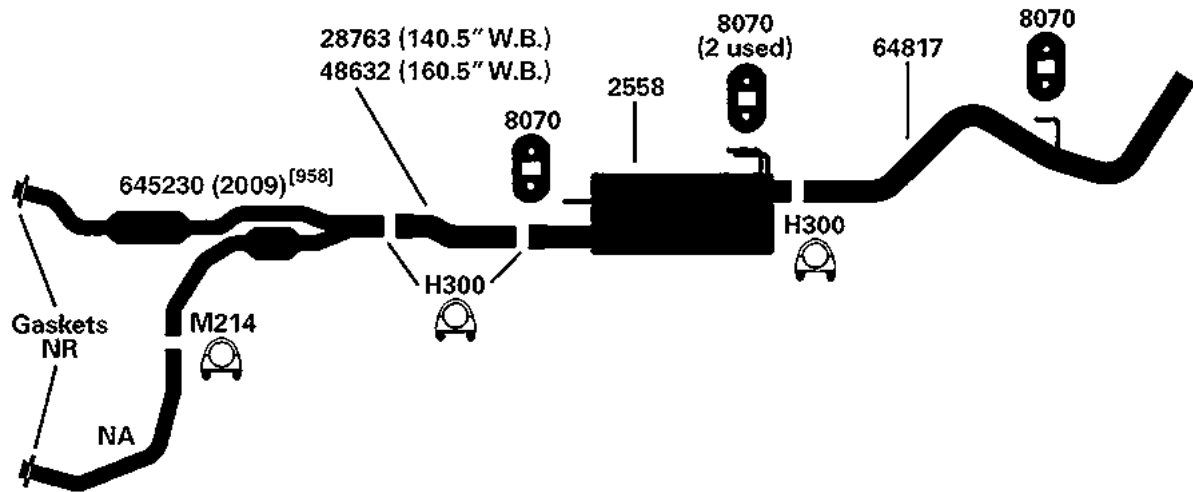
[98] Refer to current Catalytic Converter catalog or Website catalog for availability.

[958] Federal & California Emissions. Not For Sale or Use on vehicles licensed in the state of CA & NY (NY vehicles with CA Emissions). Check with your state authority for details.

DODGE R2500/2500 HD/3500 SERIES PICKUP

04-09 8 Cyl. R2500, 5.7L Hemi Engine, 2 W.D., 4 W.D.
04-08 8 Cyl. R3500, 5.7L Hemi Engine, 2 W.D., 4 W.D.

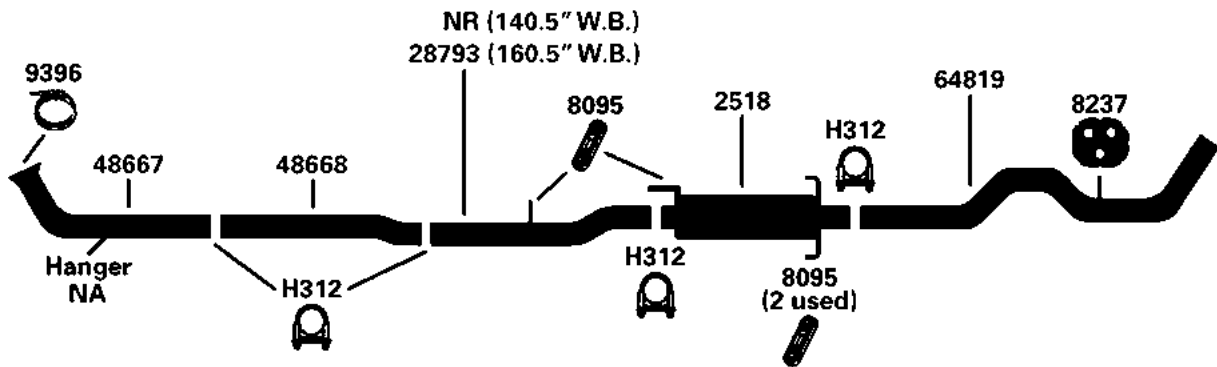
(102044)



DIRECT FIT MSL/MAXIMUM Muffler... 700478

03-04 6 Cyl. R2500, R3500, 5.9L Cummins Turbo Diesel Engine, w/o Converter

(102063)

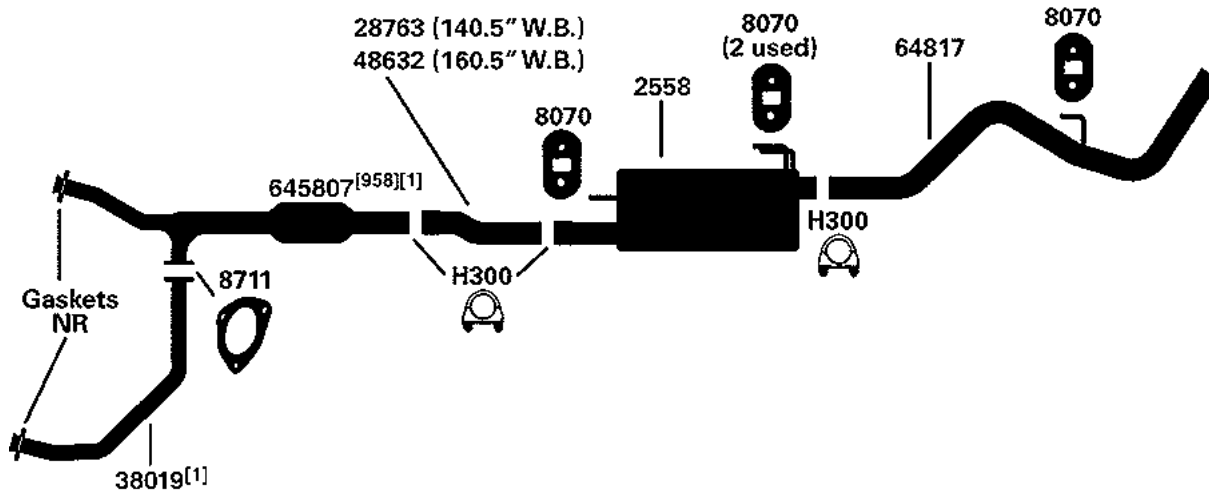


NA-Not Available. NR-Not Required. FL-Remove and Re-Use Old Flange. ● Golden Warehouse. O.E.-Original Equipment.
 # Airtube Kit [4948] may be required to complete installation. EFI-Electronic Fuel Injection.

[958] Federal & California Emissions. Not For Sale or Use on vehicles licensed in the state of CA & NY (NY vehicles with CA Emissions). Check with your state authority for details.

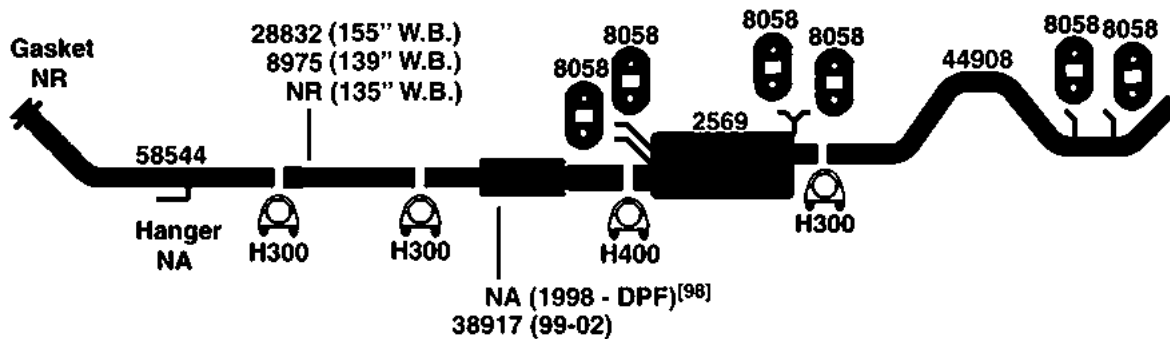
DODGE R2500/2500 HD/3500 SERIES PICKUP

(102043) 2003 8 Cyl. R2500, R3500, 5.7L Hemi Engine, 2 W.D., 4 W.D.

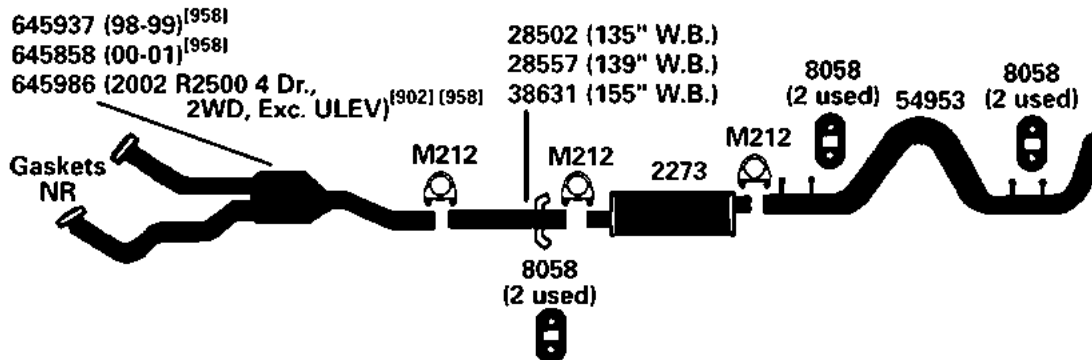


DIRECT FIT MSL/MAXIMUM Muffler... 700478

(102574) 98-02 6 Cyl. Ram 2500, 3500; 5.9L Diesel Engine; 2WD & 4WD; 135", 139" & 155" W.B.; Exc. Chassis Cab



(100563) 98-02 8 Cyl. R2500, R3500, 5.9L Engine, 2 W.D., 4 W.D., 135" W.B., 139" W.B., 155" W.B.



DIRECT FIT MSL/MAXIMUM Muffler... 700295

NA-Not Available. NR-Not Required. FL-Remove and Re-Use Old Flange. ● Golden Warehouse. O.E.-Original Equipment.
Airtube Kit [4948] may be required to complete installation. EFI-Electronic Fuel Injection.

[1] OE system was a welded assembly. It is recommended that all parts noted [1] should be replaced.

[98] Refer to current Catalytic Converter catalog or Website catalog for availability.

[902] Replaces both 1st and 2nd OEM design systems.

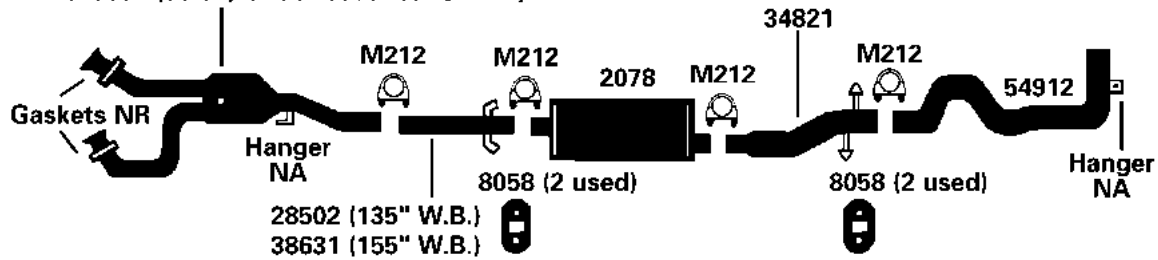
[958] Federal & California Emissions. Not For Sale or Use on vehicles licensed in the state of CA & NY (NY vehicles with CA Emissions). Check with your state authority for details.

DODGE R2500/2500 HD/3500 SERIES PICKUP

95-97 8 Cyl. R2500 H.D., 135" W.B.; 360 (5.9L) Engine; 2 W.D., 4 W.D., over 8800 lbs. (26054)

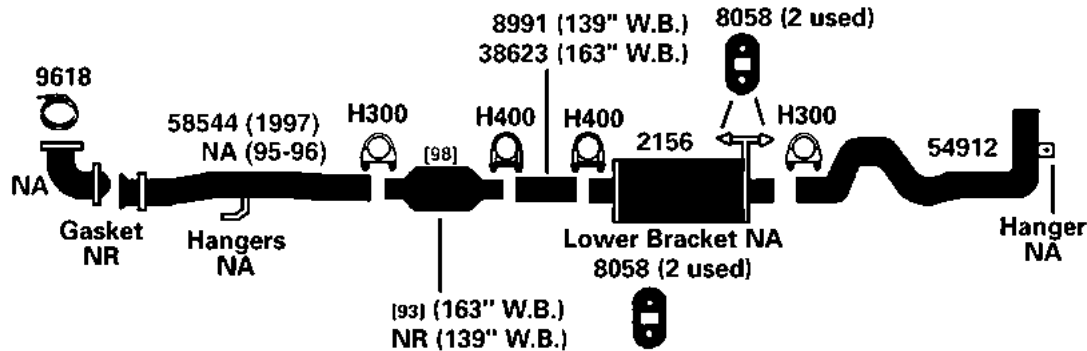
G.V.W.; models after 9-27-93

645937 (96-97, Under 8800 lbs. G.V.W.)^[958]

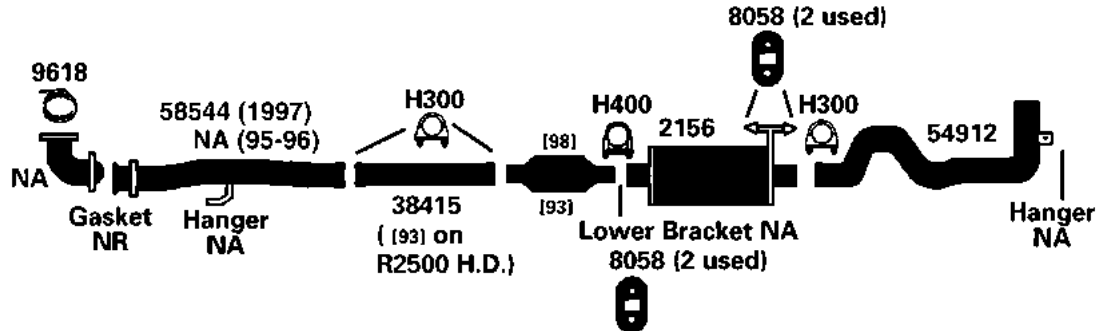


DIRECT FIT MSL/MAXIMUM Muffler... 700226

95-97 6 Cyl. R3500, 139", 163" W.B., 5.9L (360) Diesel Engine; 2 W.D., 4 W.D. (34952)



95-97 6 Cyl. R2500 H.D., R3500; 155" (Club Cab) W.B., 5.9L Diesel Engine; 2 W.D., 4 W.D. (34953)



NA-Not Available. NR-Not Required. FL-Remove and Re-Use Old Flange. ● Golden Warehouse. O.E.-Original Equipment.

Airtube Kit [4948] may be required to complete installation. EFI-Electronic Fuel Injection.

[29] Cut as required.

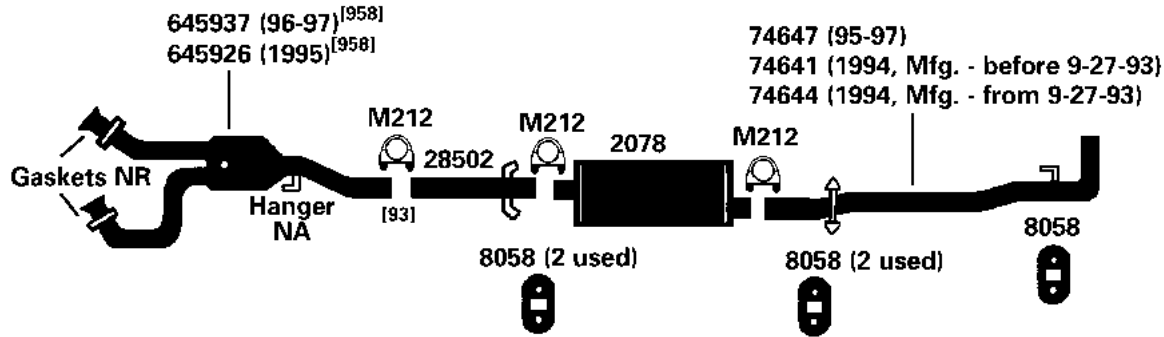
[93] Locating clip must be knocked off OEM converter for proper installation.

[98] Refer to current Catalytic Converter catalog or Website catalog for availability.

[958] Federal & California Emissions. Not For Sale or Use on vehicles licensed in the state of CA & NY (NY vehicles with CA Emissions). Check with your state authority for details.

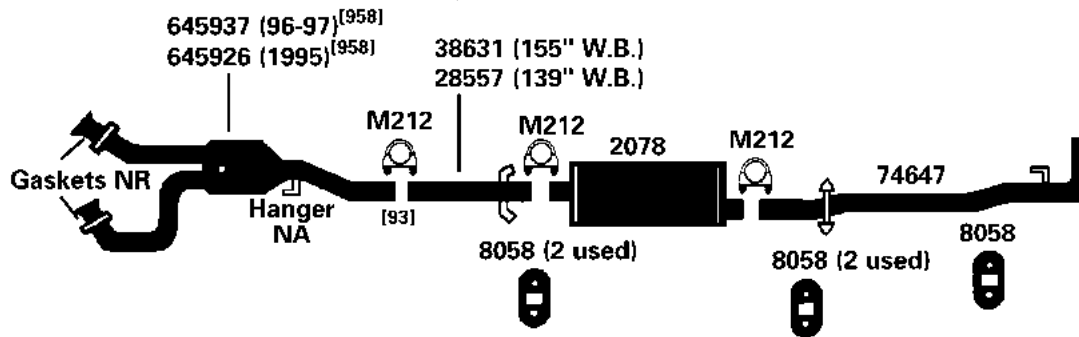
DODGE R2500/2500 HD/3500 SERIES PICKUP

(26051) 95-97 8 Cyl. R2500; 135" W.B.; 318, 360 (5.2L, 5.9L) Engine; 2 W.D., 4 W.D.



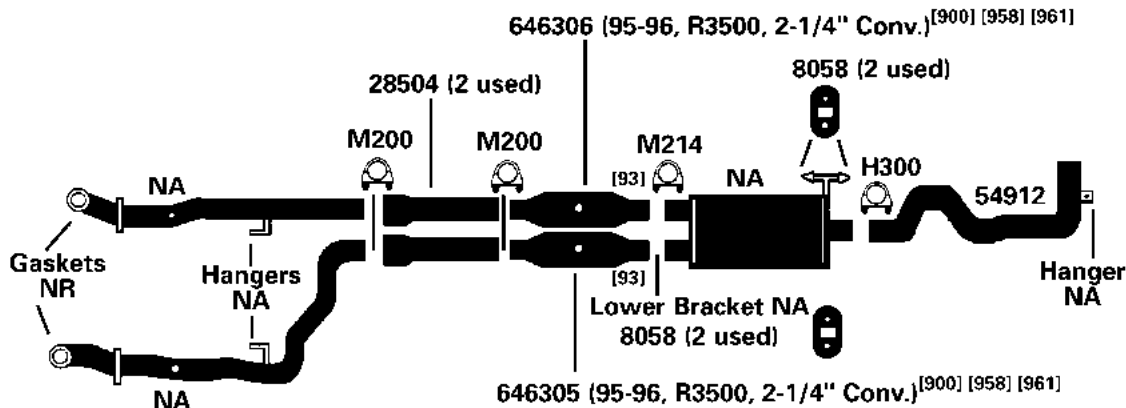
DIRECT FIT MSL/MAXIMUM Muffler... 700226

(26050) 95-97 8 Cyl. R2500; 139", 155" W.B. (Club Cab), 318, 360 (5.2L, 5.9L) Engine; 2 W.D., 4 W.D., under 8800 lbs. G.V.W.



DIRECT FIT MSL/MAXIMUM Muffler... 700226

(26055) 95-97 8 Cyl. R2500 H.D., R3500; 155" W.B.; 360 (5.9L) Engine; Club Cab, 2 W.D., 4 W.D., over 8800 lbs. G.V.W.



NA-Not Available. NR-Not Required. FL-Remove and Re-Use Old Flange. ● Golden Warehouse. O.E.-Original Equipment.

Airtube Kit [4948] may be required to complete installation. EFI-Electronic Fuel Injection.

[93] Locating clip must be knocked off OEM converter for proper installation.

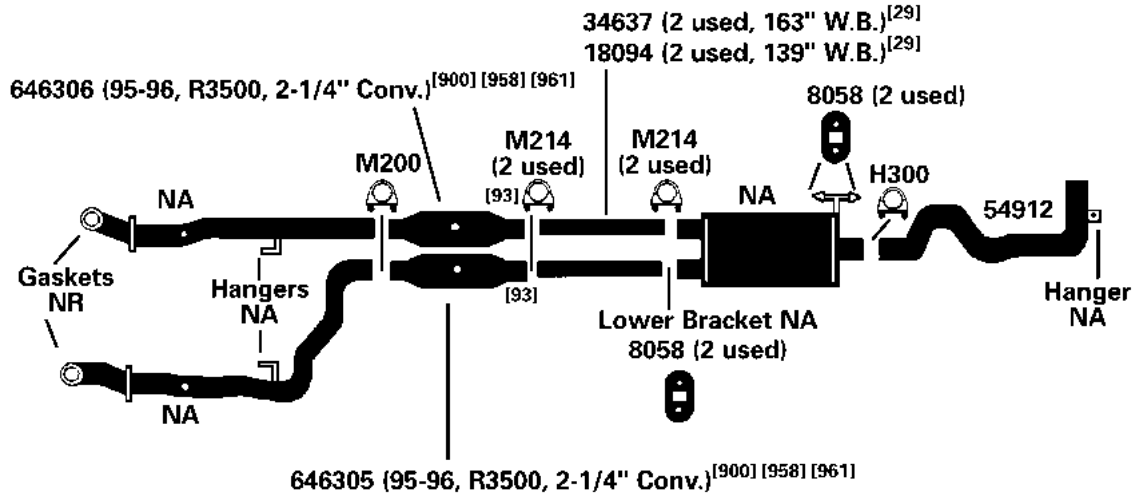
[900] Direct fit converter may require resizing, cutting or bushing.

[958] Federal & California Emissions. Not For Sale or Use on vehicles licensed in the state of CA & NY (NY vehicles with CA Emissions). Check with your state authority for details.

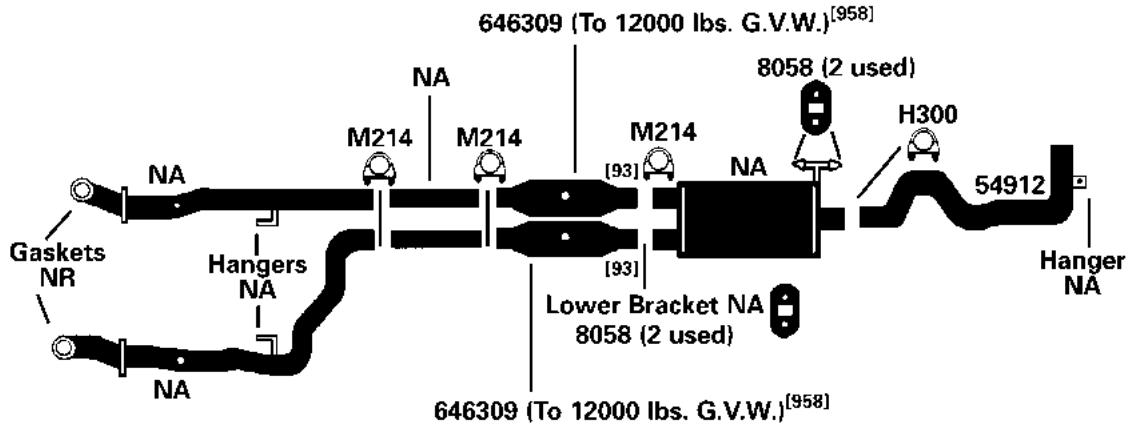
[961] To 12,000 lbs. GVW.

DODGE R2500/2500 HD/3500 SERIES PICKUP

95-97	8 Cyl.	R2500 H.D.; 139" W.B.; 360 (5.9L) Engine; 2 W.D., 4 W.D., over 8800 lbs. G.V.W.	(26056)
95-97	8 Cyl.	R3500; 139", 163" W.B.; 360 (5.9L) Engine; 2 W.D., 4 W.D., over 8800 lbs. G.V.W.	



95-97	10 Cyl.	R3500; 155" W.B. (Club Cab); 488 (8.0L) Engine; 2 W.D., 4 W.D.	(35152)
-------	---------	--	----------------



NA-Not Available. NR-Not Required. FL-Remove and Re-Use Old Flange. ● Golden Warehouse. O.E.-Original Equipment.

Airtube Kit [4948] may be required to complete installation. EFI-Electronic Fuel Injection.

[29] Cut as required.

[93] Locating clip must be knocked off OEM converter for proper installation.

[98] Refer to current Catalytic Converter catalog or Website catalog for availability.

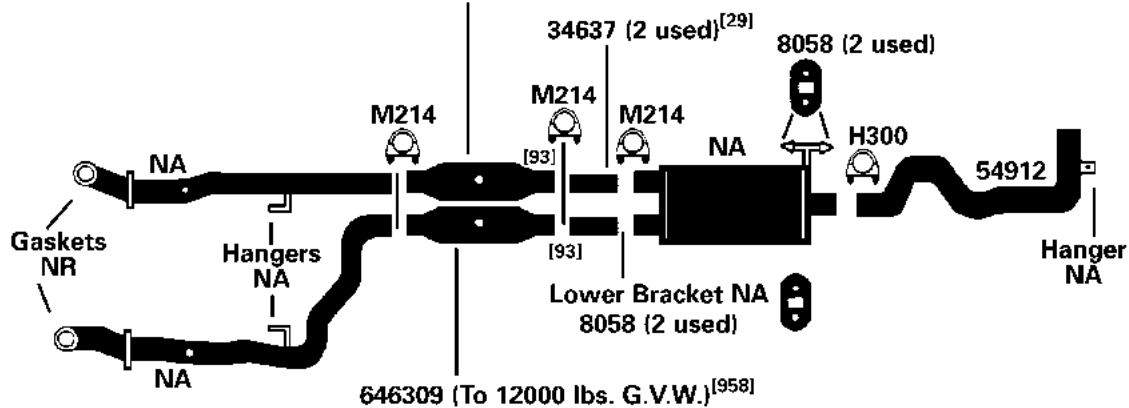
[900] Direct fit converter may require resizing, cutting or bushing.

[958] Federal & California Emissions. Not For Sale or Use on vehicles licensed in the state of CA & NY (NY vehicles with CA Emissions). Check with your state authority for details.

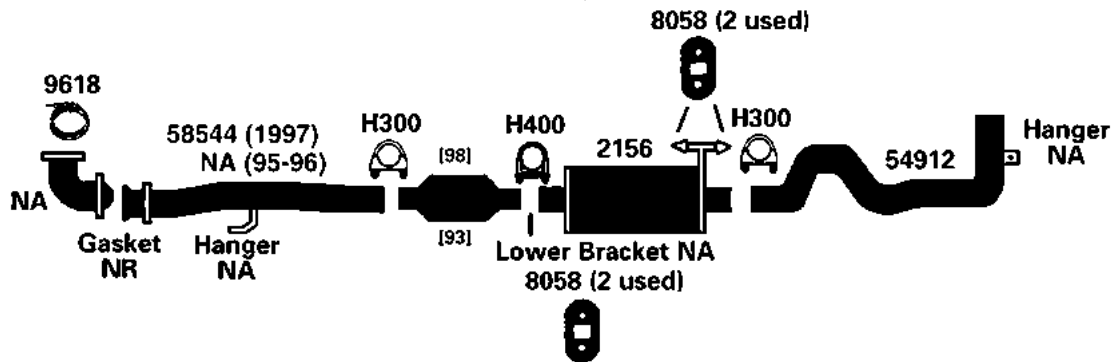
[961] To 12,000 lbs. GVW.

DODGE R2500/2500 HD/3500 SERIES PICKUP

(35151) 95-97 10 Cyl. R3500; 163" W.B. 488 (8.0L) Engine; 2 W.D., 4 W.D.
646309 (To 12000 lbs. G.V.W.)^[958]



(34951) 95-97 6 Cyl. R2500 H.D., R3500, 135" W.B., 360 (5.9L) Diesel Engine, 2 W.D., 4 W.D., over 8800 lbs. G.V.W.; Models built after 9-27-93



NA-Not Available. NR-Not Required. FL-Remove and Re-Use Old Flange. ● Golden Warehouse. O.E.-Original Equipment.

Airtube Kit [4948] may be required to complete installation. EFI-Electronic Fuel Injection.

[29] Cut as required.

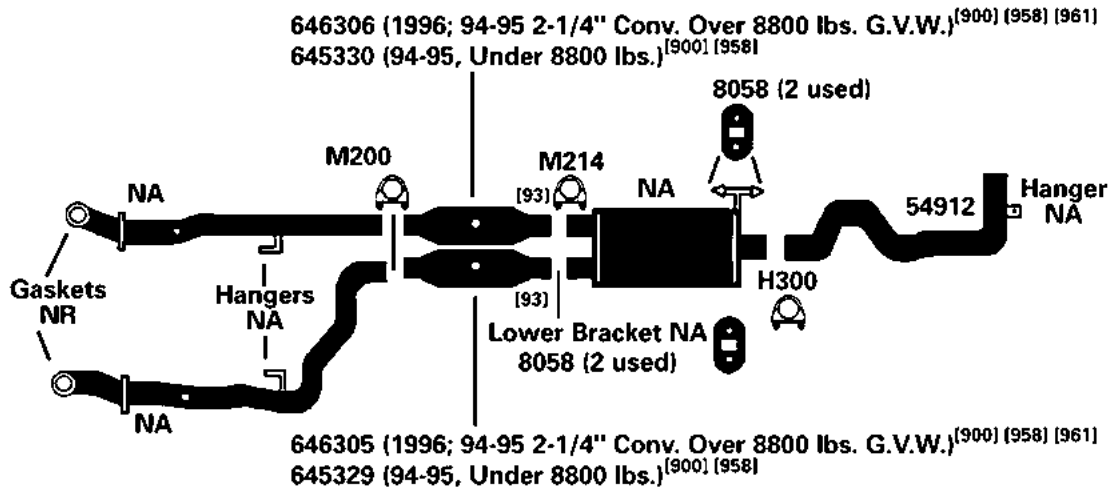
[93] Locating clip must be knocked off OEM converter for proper installation.

[98] Refer to current Catalytic Converter catalog or Website catalog for availability.

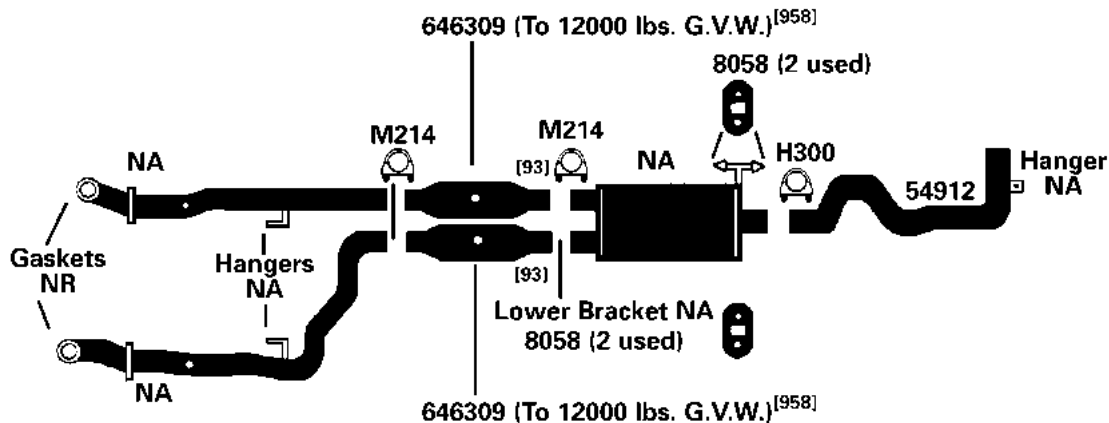
[958] Federal & California Emissions. Not For Sale or Use on vehicles licensed in the state of CA & NY (NY vehicles with CA Emissions). Check with your state authority for details.

DODGE R2500/2500 HD/3500 SERIES PICKUP

95-97 8 Cyl. R3500; 135" W.B.; 360 (5.9L) Engine; 2 W.D., 4 W.D.; Models built after 9-27-93 **(26053)**

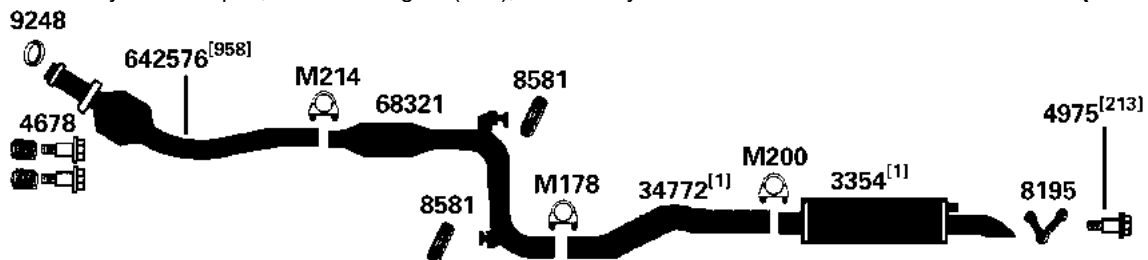


95-97 10 Cyl. R2500 H.D.; R3500; 135" W.B., 488 (8.0L) Engine; 2 W.D., 4 W.D.; over 8800 lbs. G.V.W.; Models built after 9-27-93 **(35150)**



DODGE SPIRIT

1995 6 Cyl. Spirit, 3.0L EFI Engine (181); with Catalytic Converter **(11954)**



DIRECT FIT MSL/MAXIMUM Muffler... 700026, UNIVERSAL FIT MSL/MAXIMUM Muffler... 6582, Silentone DIY Muffler... 5563 and 14663 Spout

NA-Not Available. NR-Not Required. FL-Remove and Re-Use Old Flange. ● Golden Warehouse. O.E.-Original Equipment.
Airtube Kit [4948] may be required to complete installation. EFI-Electronic Fuel Injection.

[1] OE system was a welded assembly. It is recommended that all parts noted [1] should be replaced.

[93] Locating clip must be knocked off OEM converter for proper installation.

[213] Required for installation on 1993 models.

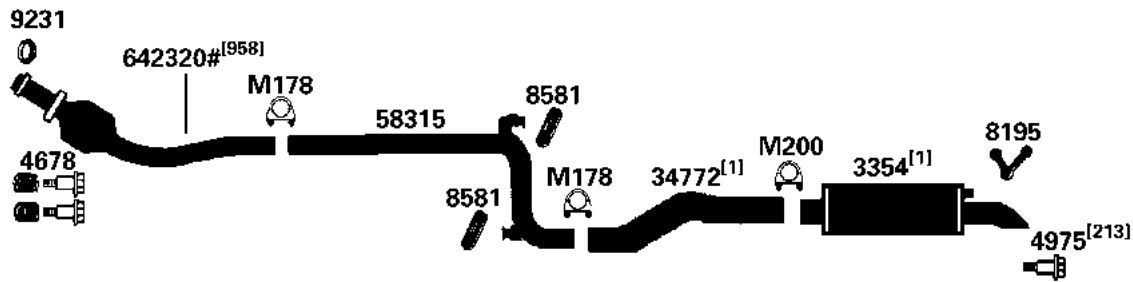
[900] Direct fit converter may require resizing, cutting or bushing.

[958] Federal & California Emissions. Not For Sale or Use on vehicles licensed in the state of CA & NY (NY vehicles with CA Emissions). Check with your state authority for details.

[961] To 12,000 lbs. GVW.

DODGE SPIRIT

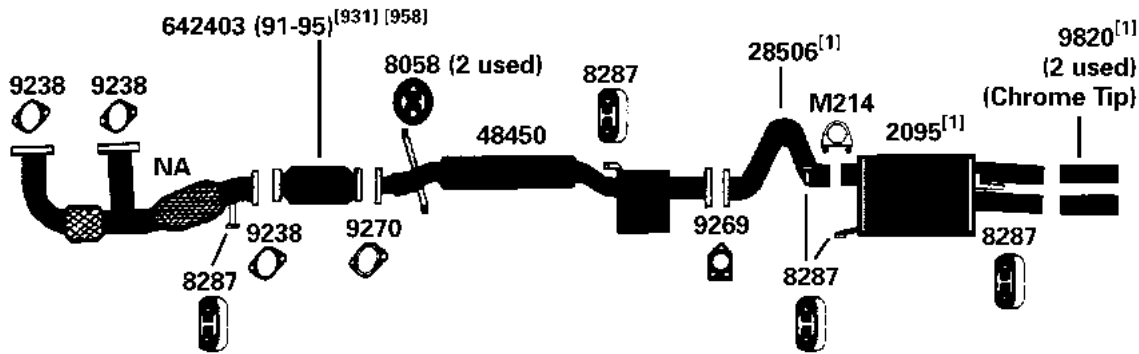
(11953) 1995 4 Cyl. Spirit, 2.5L EFI Engine (153); with Catalytic Converter, without Resonator; except Turbo



DIRECT FIT MSL/MAXIMUM Muffler... 700026, UNIVERSAL FIT MSL/MAXIMUM Muffler... 6582, Silentone DIY Muffler... 5563 and 14663 Spout

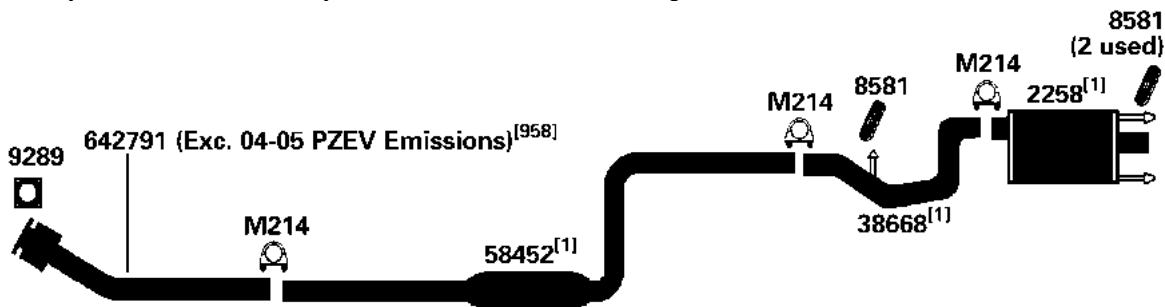
DODGE STEALTH

(14625) 95-96 6 Cyl. Stealth, 3.0L Engine; except Turbo and All Wheel Drive



DODGE STRATUS

(100457) 01-06 4 Cyl. Stratus Sedan, 2.4L Engine



DIRECT FIT MSL/MAXIMUM Muffler... 700382

NA-Not Available. NR-Not Required. FL-Remove and Re-Use Old Flange. ● Golden Warehouse. O.E.-Original Equipment.

Airtube Kit [4948] may be required to complete installation. EFI-Electronic Fuel Injection.

[1] OE system was a welded assembly. It is recommended that all parts noted [1] should be replaced.

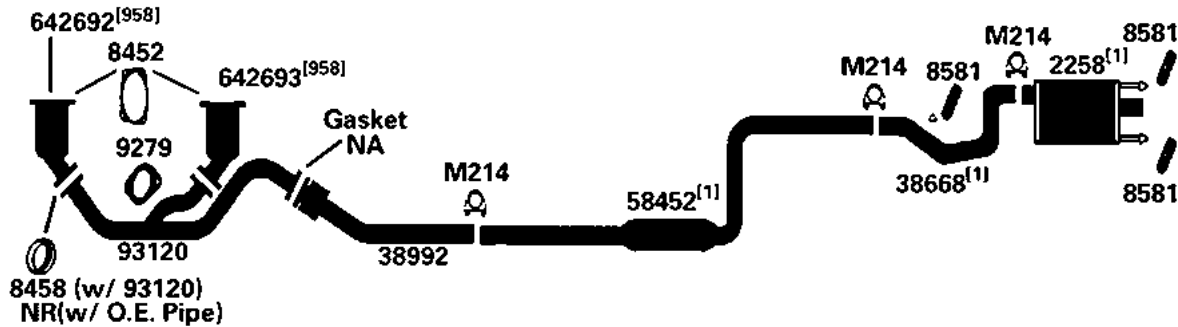
[213] Required for installation on 1993 models.

[931] This unit was designed to fit many applications. Measurement of the old unit and cutting of new unit is required.

[958] Federal & California Emissions. Not For Sale or Use on vehicles licensed in the state of CA & NY (NY vehicles with CA Emissions). Check with your state authority for details.

01-06 6 Cyl. Stratus Sedan, 2.7L Engine

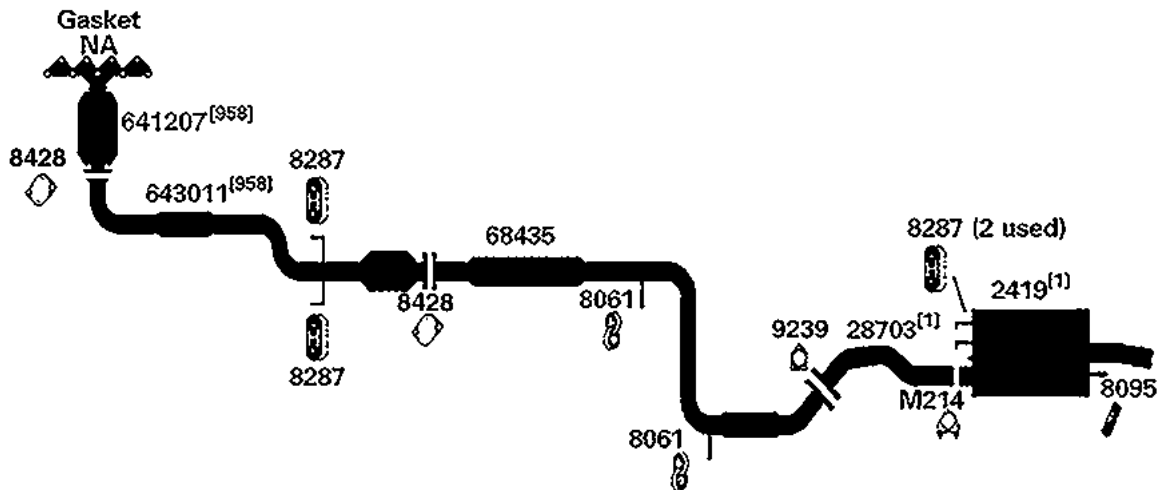
(100479)



DIRECT FIT MSL/MAXIMUM Muffler... 700382

01-05 4 Cyl. Stratus Coupe, 2.4L Engine

(100482)



NA-Not Available. NR-Not Required. FL-Remove and Re-Use Old Flange. ● Golden Warehouse. O.E.-Original Equipment.

Airtube Kit [4948] may be required to complete installation. EFI-Electronic Fuel Injection.

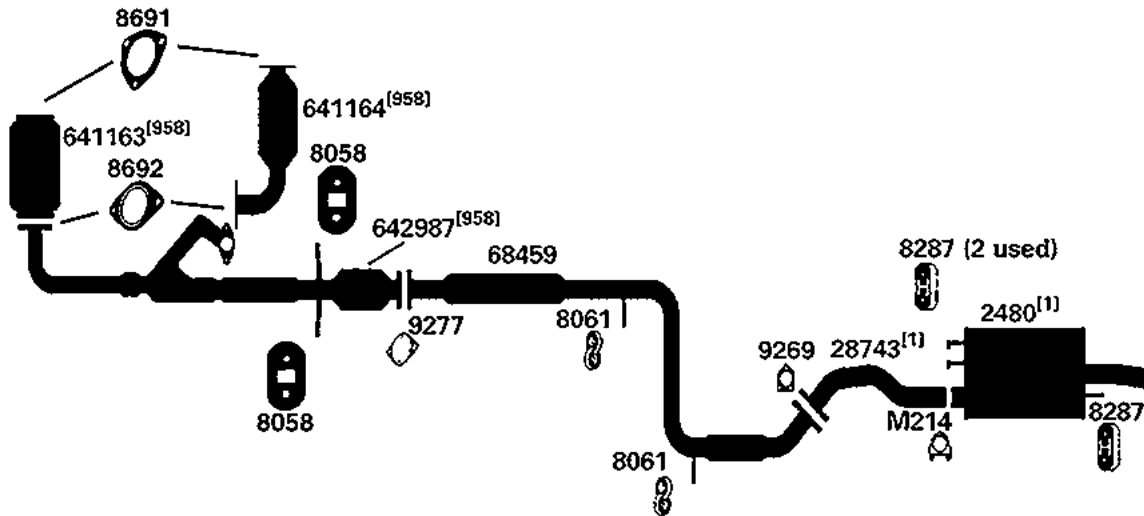
[1] OE system was a welded assembly. It is recommended that all parts noted [1] should be replaced.

[98] Refer to current Catalytic Converter catalog or Website catalog for availability.

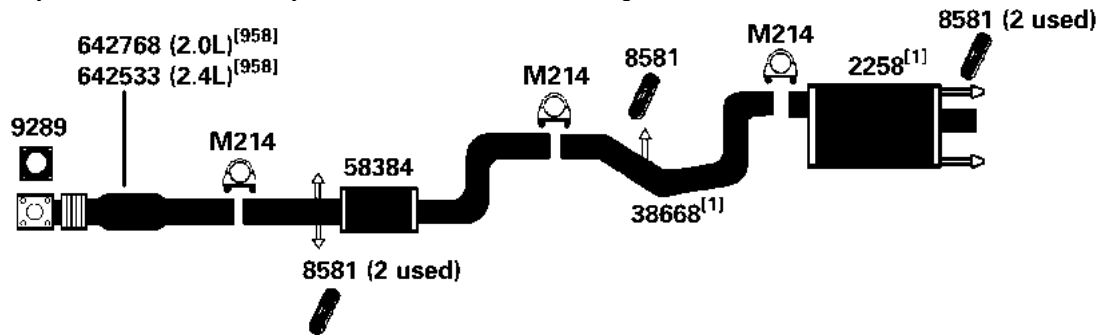
[958] Federal & California Emissions. Not For Sale or Use on vehicles licensed in the state of CA & NY (NY vehicles with CA Emissions). Check with your state authority for details.

DODGE STRATUS

(101863) 01-05 6 Cyl. Stratus Coupe, 3.0L Engine

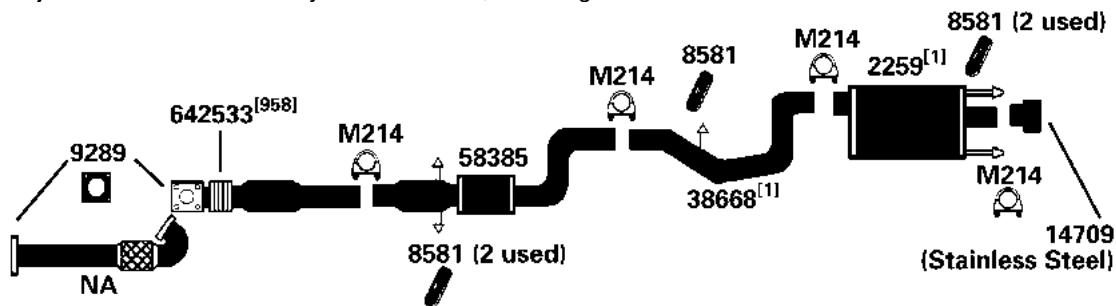


(100026) 98-00 4 Cyl. Stratus, 2.0L, 2.4L Engine



DIRECT FIT MSL/MAXIMUM Muffler... 700382

(14826) 98-00 6 Cyl. Stratus, 2.5L Engine



NA-Not Available. NR-Not Required. FL-Remove and Re-Use Old Flange. ● Golden Warehouse. O.E.-Original Equipment.

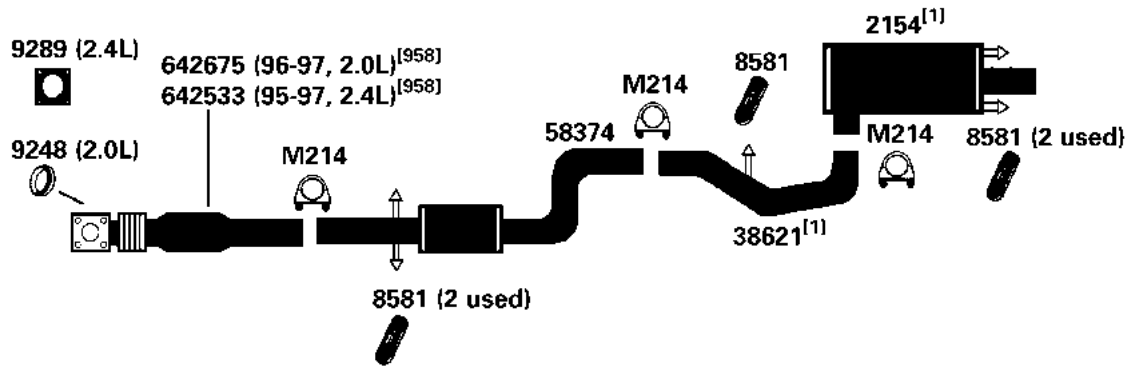
Airtube Kit [4948] may be required to complete installation. EFI-Electronic Fuel Injection.

[1] OE system was a welded assembly. It is recommended that all parts noted [1] should be replaced.

[958] Federal & California Emissions. Not For Sale or Use on vehicles licensed in the state of CA & NY (NY vehicles with CA Emissions). Check with your state authority for details.

95-97 4 Cyl. Stratus; 2.0L, 2.4L EFI Engine

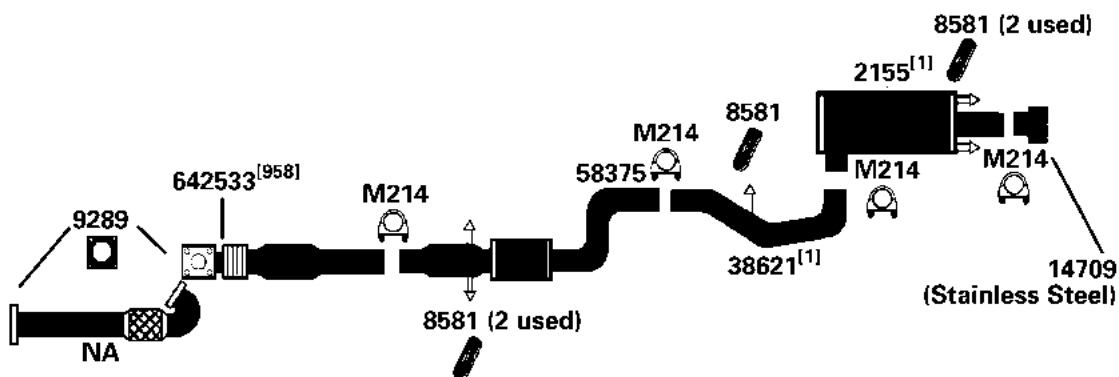
(14825)



DIRECT FIT MSL/MAXIMUM Muffler... 700250

95-97 6 Cyl. Stratus; 2.5L, EFI Engine

(14827)



DIRECT FIT MSL/MAXIMUM Muffler... 700398

NA-Not Available. NR-Not Required. FL-Remove and Re-Use Old Flange. ● Golden Warehouse. O.E.-Original Equipment.

Airtube Kit [4948] may be required to complete installation. EFI-Electronic Fuel Injection.

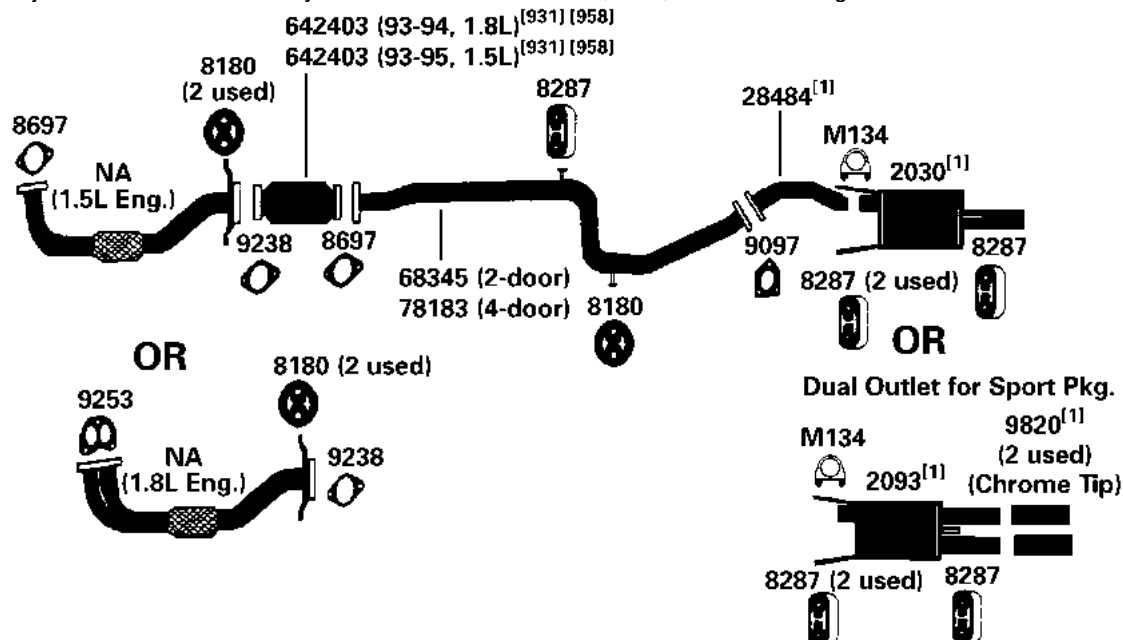
[1] OE system was a welded assembly. It is recommended that all parts noted [1] should be replaced.

[958] Federal & California Emissions. Not For Sale or Use on vehicles licensed in the state of CA & NY (NY vehicles with CA Emissions). Check with your state authority for details.

EAGLE

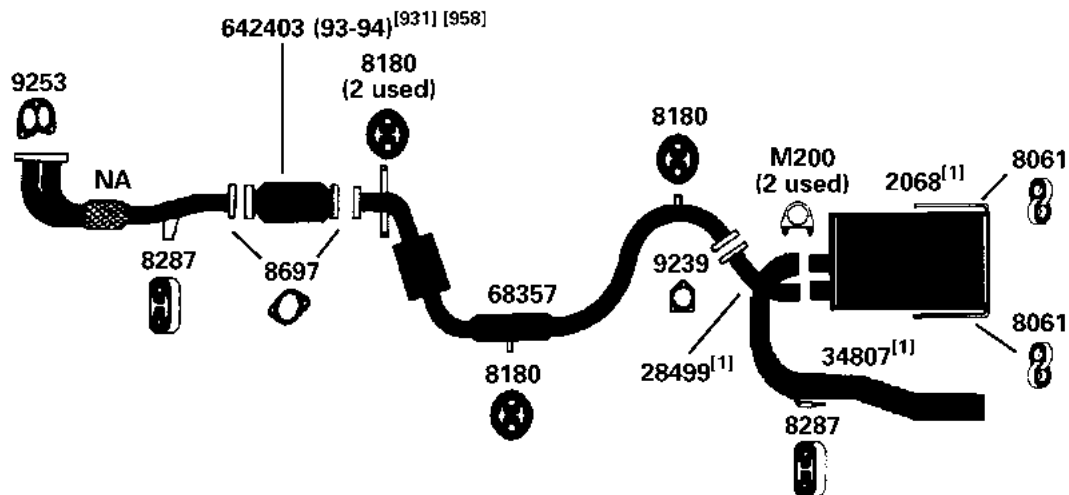
EAGLE SUMMIT

(12603) 95-96 4 Cyl. Summit Notchback; 1.5L, 1.8L SOHC Engine



UNIVERSAL FIT MSL/MAXIMUM Muffler... 6676 (Single Outlet)

(12604) 1995 4 Cyl. Summit Wagon; 1.8L Engine; 2 WD



NA-Not Available. NR-Not Required. FL-Remove and Re-Use Old Flange. ● Golden Warehouse. O.E.-Original Equipment.

Airtube Kit [4948] may be required to complete installation. EFI-Electronic Fuel Injection.

[1] OE system was a welded assembly. It is recommended that all parts noted [1] should be replaced.

[931] This unit was designed to fit many applications. Measurement of the old unit and cutting of new unit is required.

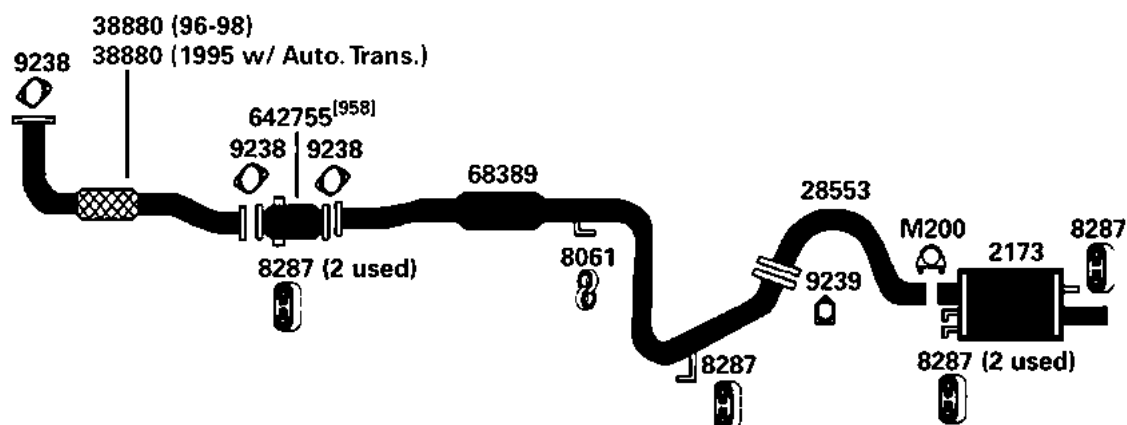
[958] Federal & California Emissions. Not For Sale or Use on vehicles licensed in the state of CA & NY (NY vehicles with CA Emissions). Check with your state authority for details.

95-98

4 Cyl.

Talon, 2.0L DOHC Engine; except Turbo and All Wheel Drive

(13006)



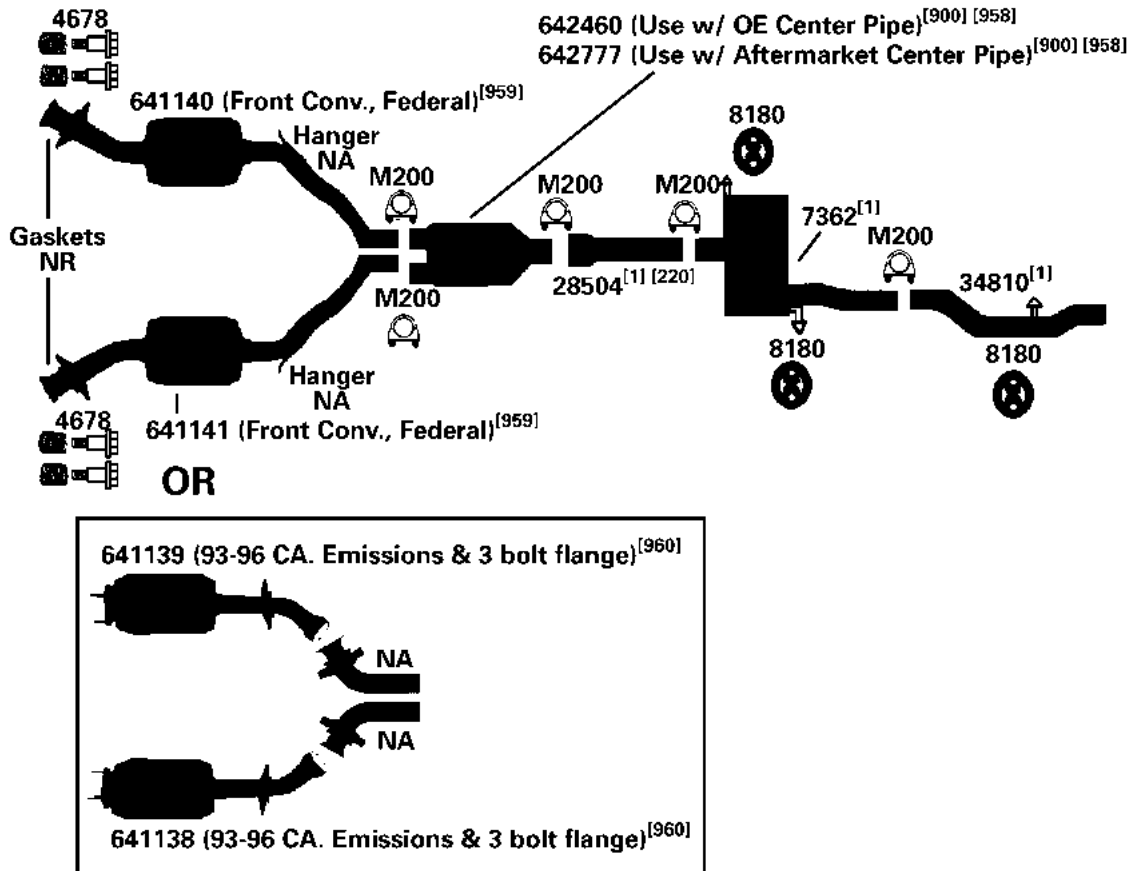
NA-Not Available. NR-Not Required. FL-Remove and Re-Use Old Flange. ● Golden Warehouse. O.E.-Original Equipment.

Airtube Kit [4948] may be required to complete installation. EFI-Electronic Fuel Injection.

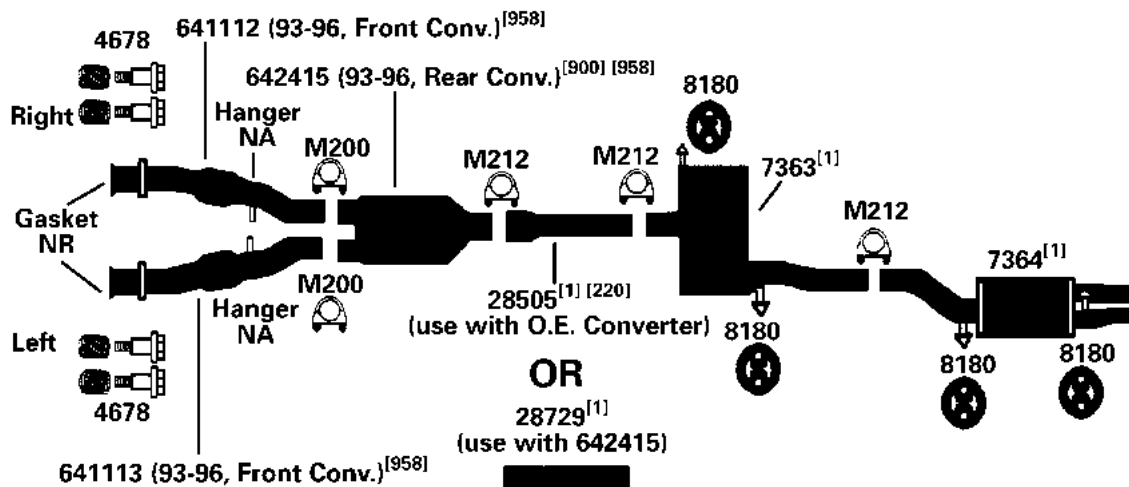
[958] Federal & California Emissions. Not For Sale or Use on vehicles licensed in the state of CA & NY (NY vehicles with CA Emissions). Check with your state authority for details.

EAGLE VISION

(14276) 95-97 6 Cyl. Vision, 3.3L EFI Engine (201); with Catalytic Converter



(14275) 95-97 6 Cyl. Vision, 3.5L EFI Engine (216), with Catalytic Converter



NA-Not Available. NR-Not Required. FL-Remove and Re-Use Old Flange. ● Golden Warehouse. O.E.-Original Equipment.
Airtube Kit [4948] may be required to complete installation. EFI-Electronic Fuel Injection.

[1] OE system was a welded assembly. It is recommended that all parts noted [1] should be replaced.

[220] The O.E. extension pipe must be cut off 4" behind the pipe to converter weld.

[900] Direct fit converter may require resizing, cutting or bushing.

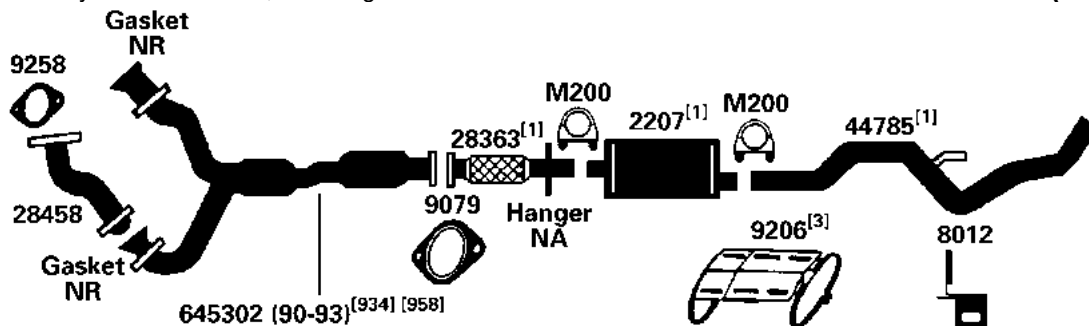
[958] Federal & California Emissions. Not For Sale or Use on vehicles licensed in the state of CA & NY (NY vehicles with CA Emissions). Check with your state authority for details.

[959] Federal Emissions. Not For Sale or Use on vehicles licensed in the state of CA. Check with your state authority.

[960] California Emissions. Not For Sale or Use on vehicles licensed in the state of CA & NY. Check with your state authority.

95-97 6 Cyl. Aerostar; 3.0L Engine

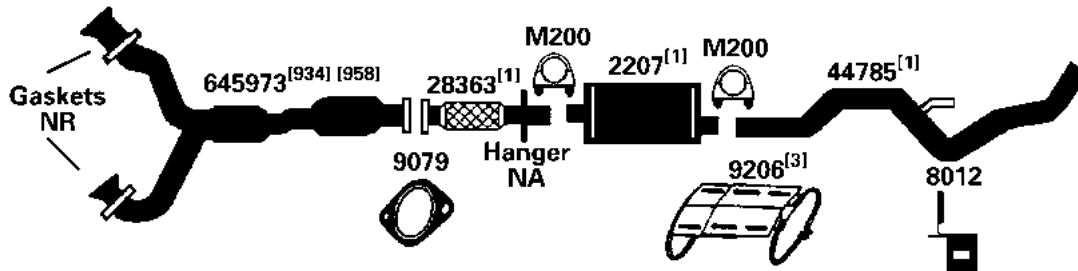
(26454)



DIRECT FIT MSL/MAXIMUM Muffler... 700044, UNIVERSAL FIT MSL/MAXIMUM Muffler... 709013, 709014, 700021, Silentone DIY Muffler... 5503

95-97 6 Cyl. Aerostar; 4.0L Engine

(26452)

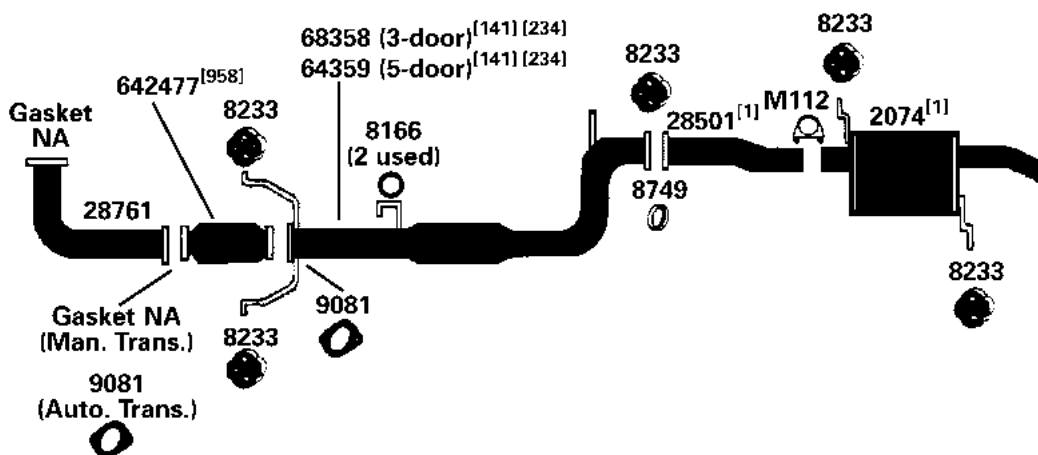


DIRECT FIT MSL/MAXIMUM Muffler... 700044, UNIVERSAL FIT MSL/MAXIMUM Muffler... 709013, 709014, 700021, Silentone DIY Muffler... 5503

FORD ASPIRE

95-97 4 Cyl. Aspire, 1.3L Engine

(14575)



DIRECT FIT MSL/MAXIMUM Muffler... 700224

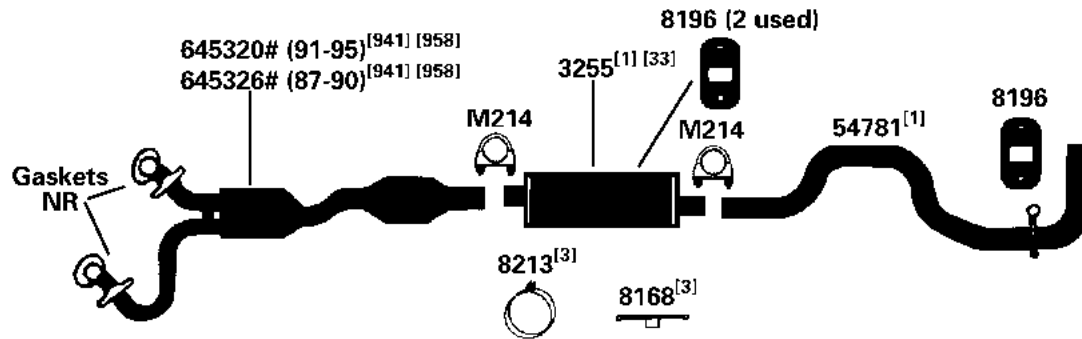
NA-Not Available. NR-Not Required. FL-Remove and Re-Use Old Flange. ● Golden Warehouse. O.E.-Original Equipment.
Airtube Kit [4948] may be required to complete installation. EFI-Electronic Fuel Injection.

- [1] OE system was a welded assembly. It is recommended that all parts noted [1] should be replaced.
- [3] Required for installation.
- [98] Refer to current Catalytic Converter catalog or Website catalog for availability.
- [141] Remove and re-use O.E. heat shield, if required.
- [234] For models equipped with O2 sensor, plug must be removed from adapter.

- [934] Replaces multiple OE Converters. Only failed converters may be replaced.
- [958] Federal & California Emissions. Not For Sale or Use on vehicles licensed in the state of CA & NY (NY vehicles with CA Emissions). Check with your state authority for details.

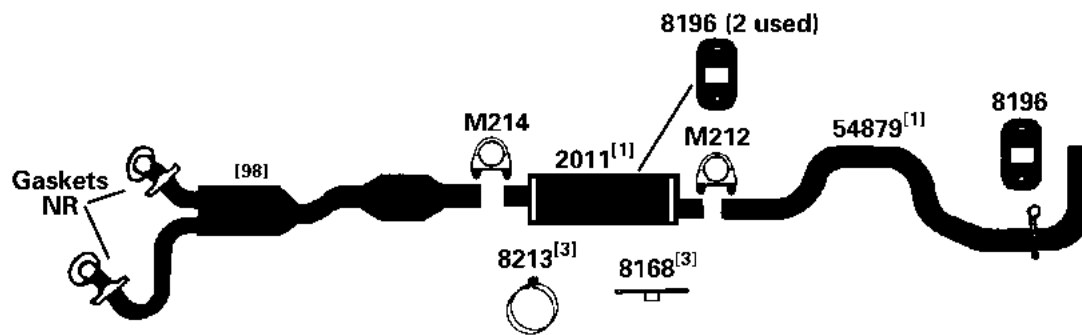
FORD BRONCO

(27711) 95-96 8 Cyl. Bronco; 5.0L Engine



DIRECT FIT MSL/MAXIMUM Muffler... 6592, UNIVERSAL FIT MSL/MAXIMUM Muffler... 6571, 709019, Silentone DIY Muffler... 5557

(27713) 1995 8 Cyl. Bronco; 5.8L Engine



UNIVERSAL FIT MSL/MAXIMUM Muffler... 6592, 709019, Silentone DIY Muffler... 5557

NA-Not Available. NR-Not Required. FL-Remove and Re-Use Old Flange. ● Golden Warehouse. O.E.-Original Equipment.

Airtube Kit [4948] may be required to complete installation. EFI-Electronic Fuel Injection.

[1] OE system was a welded assembly. It is recommended that all parts noted [1] should be replaced.

[3] Required for installation.

[33] Remove and re-use O.E. heat shield.

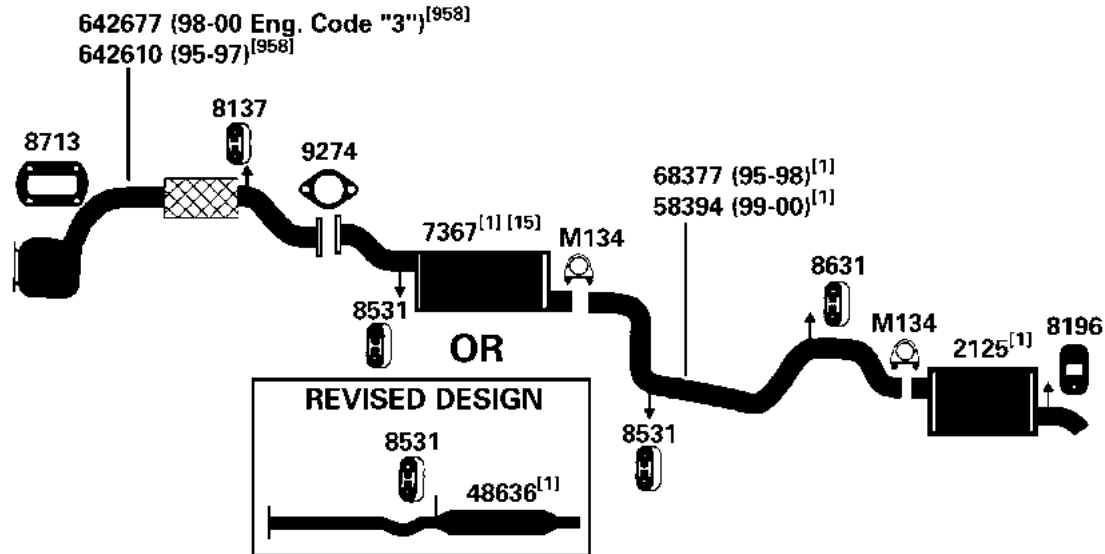
[98] Refer to current Catalytic Converter catalog or Website catalog for availability.

[941] Replaces both front and rear converters, Only failed converters may be replaced.

[958] Federal & California Emissions. Not For Sale or Use on vehicles licensed in the state of CA & NY (NY vehicles with CA Emissions). Check with your state authority for details.

95-00 4 Cyl. Contour, 2.0L Engine

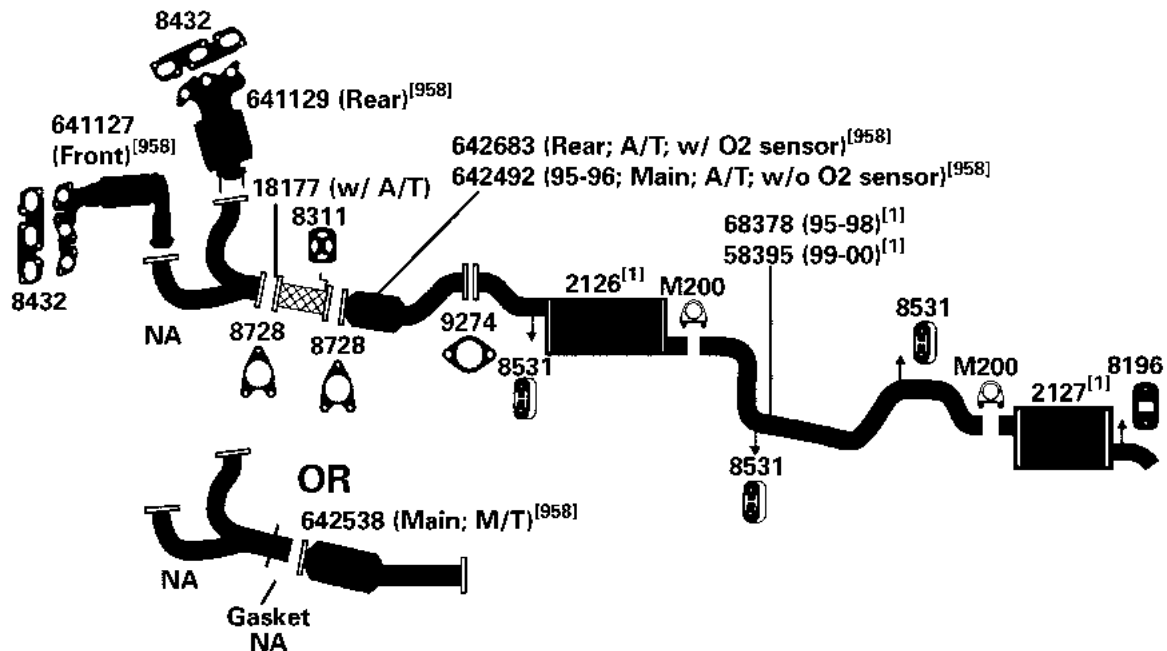
(14876)



DIRECT FIT MSL/MAXIMUM Muffler... Muffler (2125)- 700238, UNIVERSAL FIT MSL/MAXIMUM Muffler... Muffler (2125)- 709010, 709009

95-00 6 Cyl. Contour, 2.5L Engine

(14875)



DIRECT FIT MSL/MAXIMUM Muffler... Muffler (2126)- 700302 (Front), Muffler (2127)- 700239 (Rear), UNIVERSAL FIT MSL/MAXIMUM Muffler... Muffler (2126)- 709009 (Front), Muffler (2127)- 709010 (Rear)

NA-Not Available. NR-Not Required. FL-Remove and Re-Use Old Flange. ● Golden Warehouse. O.E.-Original Equipment.

Airtube Kit [4948] may be required to complete installation. EFI-Electronic Fuel Injection.

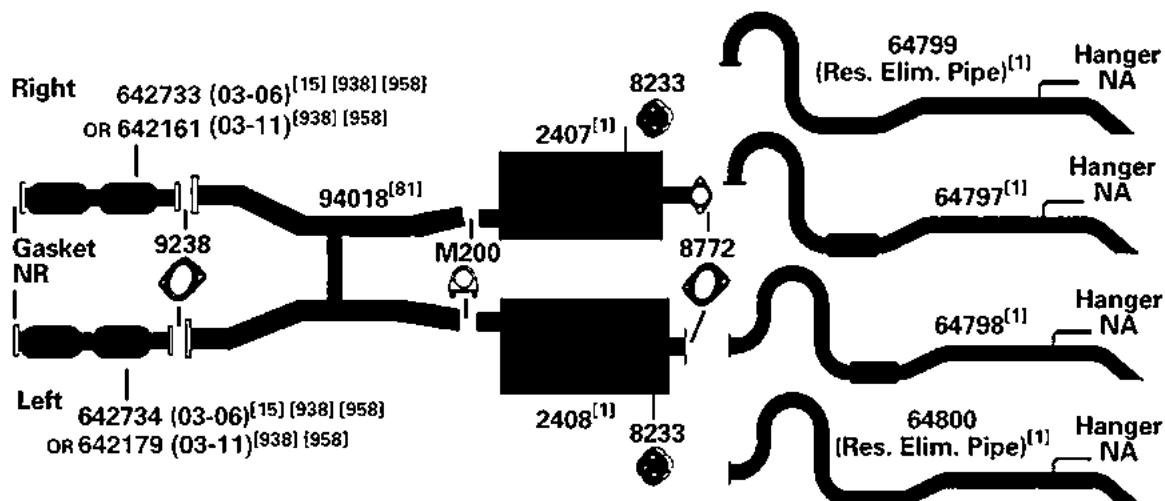
[1] OE system was a welded assembly. It is recommended that all parts noted [1] should be replaced.

[15] Discontinued, use until inventory is depleted.

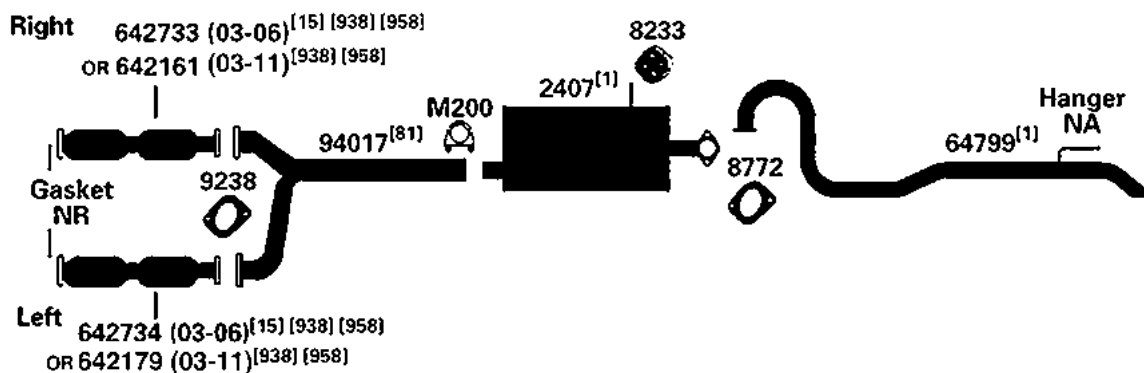
[958] Federal & California Emissions. Not For Sale or Use on vehicles licensed in the state of CA & NY (NY vehicles with CA Emissions). Check with your state authority for details.

FORD CROWN VICTORIA, LTD (INCL. COUNTRY SQUIRE)

(100418) 03-11 8 Cyl. Crown Victoria Sedan (including Police), 280 (4.6L) Engine, Dual Exhaust



(100451) 03-11 8 Cyl. Crown Victoria Sedan, 280 (4.6L) Engine; Single Exhaust



NA-Not Available. NR-Not Required. FL-Remove and Re-Use Old Flange. ● Golden Warehouse. O.E.-Original Equipment.

Airtube Kit [4948] may be required to complete installation. EFI-Electronic Fuel Injection.

[1] OE system was a welded assembly. It is recommended that all parts noted [1] should be replaced.

[15] Discontinued, use until inventory is depleted.

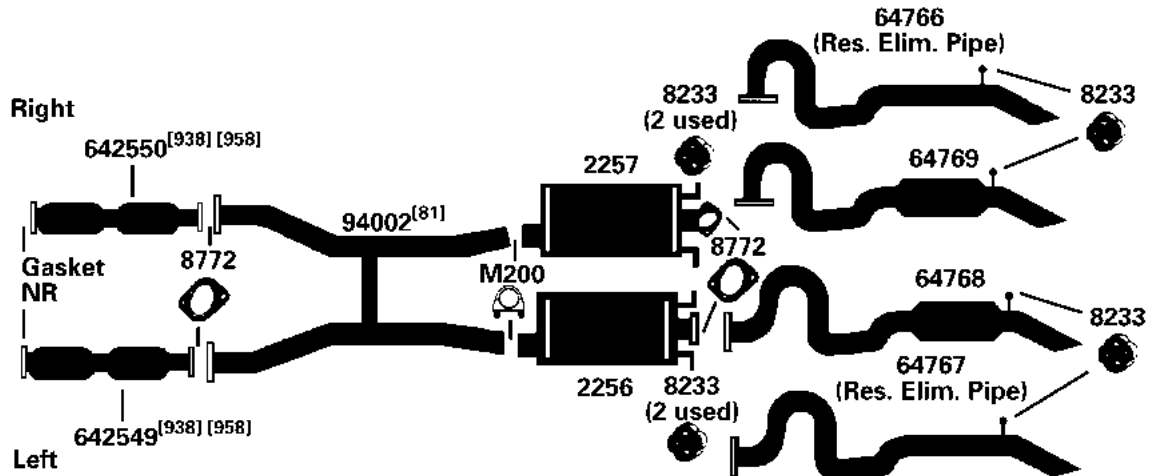
[81] To align inlets of pipes it may be necessary to reposition converters.

[938] Direct fit unit contains front and rear converter body. Only failed converters may be replaced.

[958] Federal & California Emissions. Not For Sale or Use on vehicles licensed in the state of CA & NY (NY vehicles with CA Emissions). Check with your state authority for details.

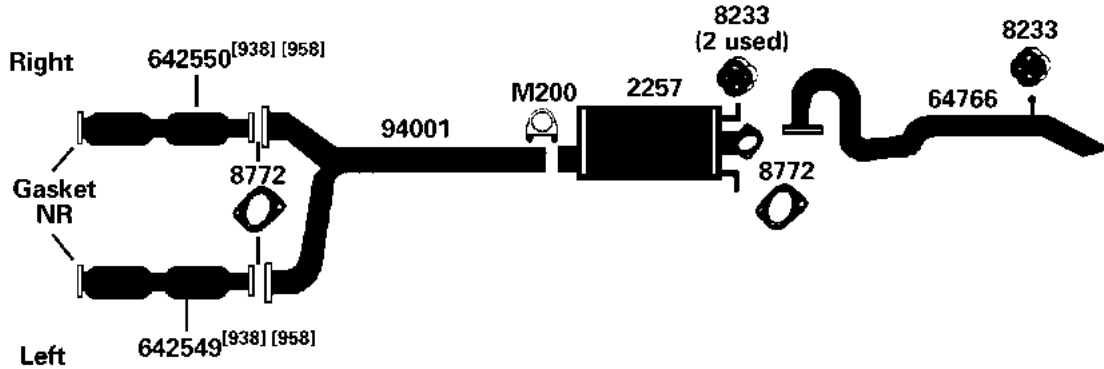
FORD CROWN VICTORIA, LTD (INCL. COUNTRY SQUIRE)

98-02 8 Cyl. Crown Victoria Sedan (including Police), 280 (4.6L) Engine, Dual Exhaust (100177)



DIRECT FIT MSL/MAXIMUM Muffler... Left 700315, Right 700314, UNIVERSAL FIT MSL/MAXIMUM Muffler... Left 709013, 709014, Right 709013, 709014

98-02 8 Cyl. Crown Victoria Sedan, 280 (4.6L) Engine; Single Exhaust (100175)



DIRECT FIT MSL/MAXIMUM Muffler... 700314, UNIVERSAL FIT MSL/MAXIMUM Muffler... 709013, 709014

NA-Not Available. NR-Not Required. FL-Remove and Re-Use Old Flange. ● Golden Warehouse. O.E.-Original Equipment.

Airtube Kit [4948] may be required to complete installation. EFI-Electronic Fuel Injection.

[1] OE system was a welded assembly. It is recommended that all parts noted [1] should be replaced.

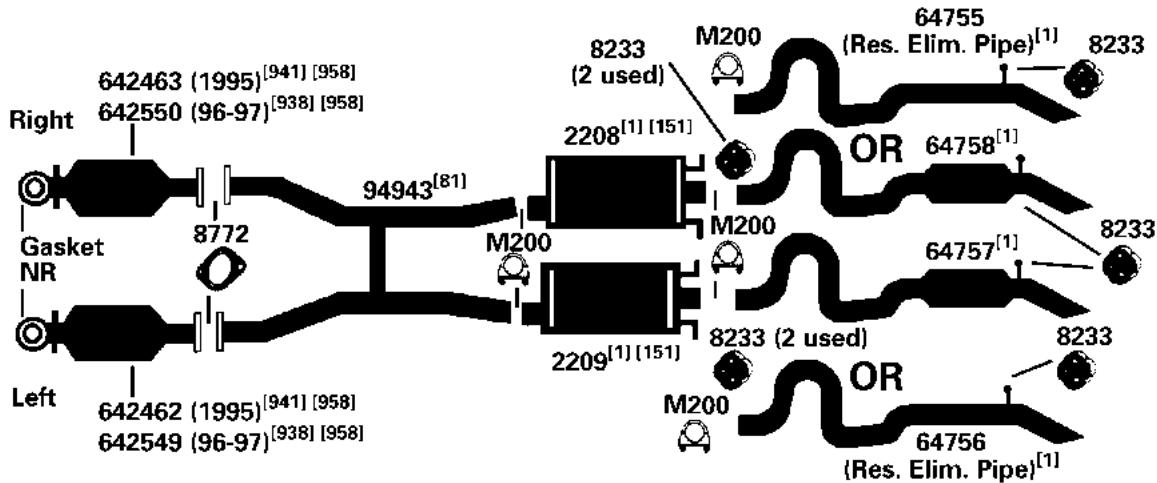
[81] To align inlets of pipes it may be necessary to reposition converters.

[938] Direct fit unit contains front and rear converter body. Only failed converters may be replaced.

[958] Federal & California Emissions. Not For Sale or Use on vehicles licensed in the state of CA & NY (NY vehicles with CA Emissions). Check with your state authority for details.

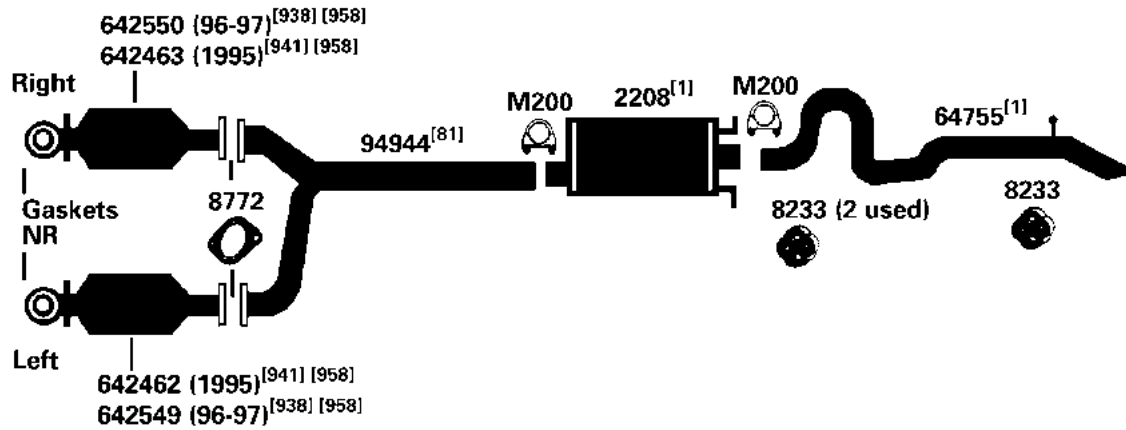
FORD CROWN VICTORIA, LTD (INCL. COUNTRY SQUIRE)

(5118) 95-97 8 Cyl. Crown Victoria Sedan (including Police), 280 (4.6L) Engine; Dual Exhaust



DIRECT FIT MSL/MAXIMUM Muffler... Left 700038, Right 700037, UNIVERSAL FIT MSL/MAXIMUM Muffler... Left 709013, 709014, Right 709013, 709014

(5117) 95-97 8 Cyl. Crown Victoria Sedan, 280 (4.6L) Engine; Single Exhaust



DIRECT FIT MSL/MAXIMUM Muffler... 700037, UNIVERSAL FIT MSL/MAXIMUM Muffler... 709013, 709014

NA-Not Available. NR-Not Required. FL-Remove and Re-Use Old Flange. ● Golden Warehouse. O.E.-Original Equipment.

Airtube Kit [4948] may be required to complete installation. EFI-Electronic Fuel Injection.

[1] OE system was a welded assembly. It is recommended that all parts noted [1] should be replaced.

[81] To align inlets of pipes it may be necessary to reposition converters.

[151] For Proper sound 2208 and 2209 should be replaced as a pair.

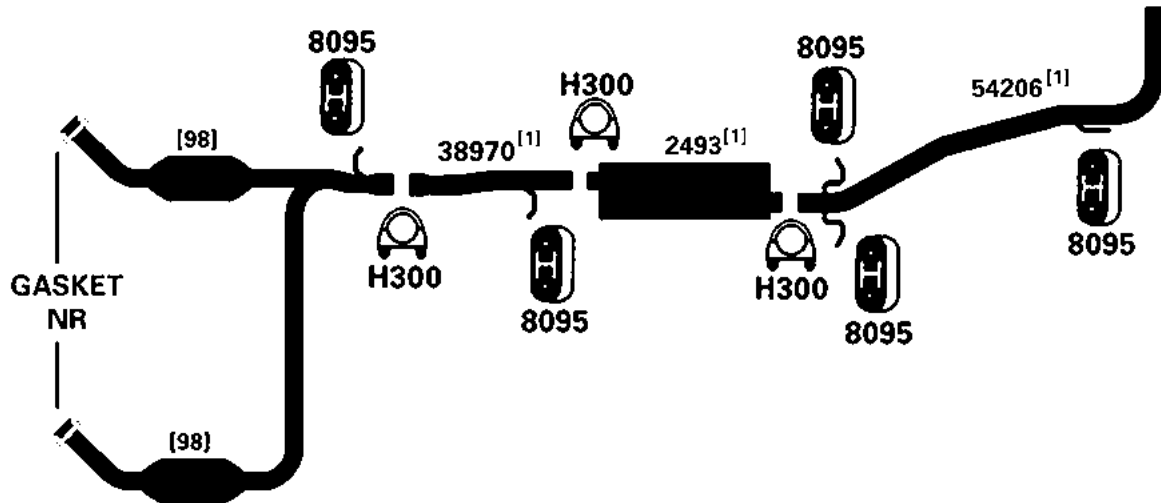
[938] Direct fit unit contains front and rear converter body. Only failed converters may be replaced.

[941] Replaces both front and rear converters. Only failed converters may be replaced.

[958] Federal & California Emissions. Not For Sale or Use on vehicles licensed in the state of CA & NY (NY vehicles with CA Emissions). Check with your state authority for details.

09-15 8 Cyl. E150; 5.4L Eng.

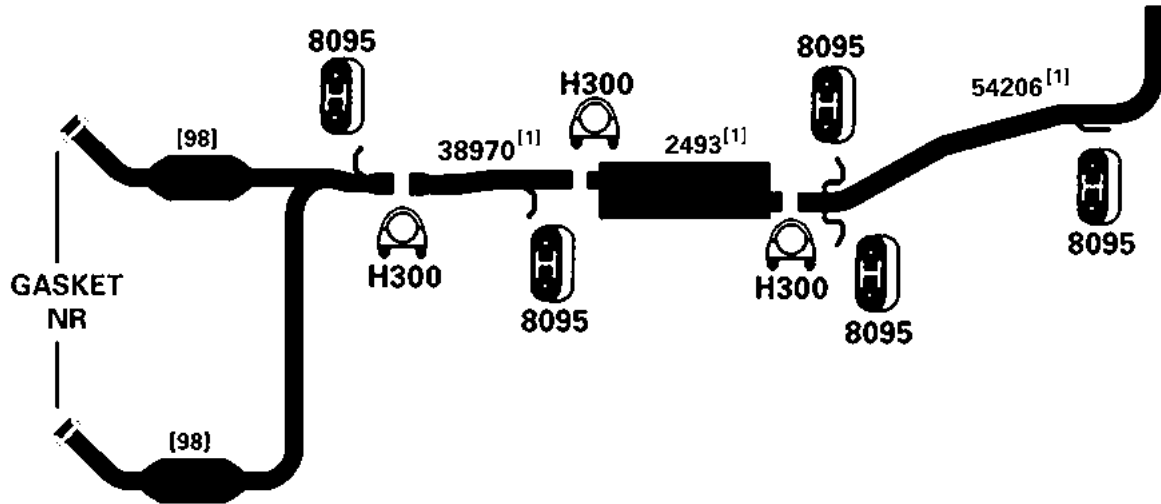
(102079)



DIRECT FIT MSL/MAXIMUM Muffler... 700482

09-15 8 Cyl. E250; 5.4L Eng., Passenger & Cargo Vans

(102078)



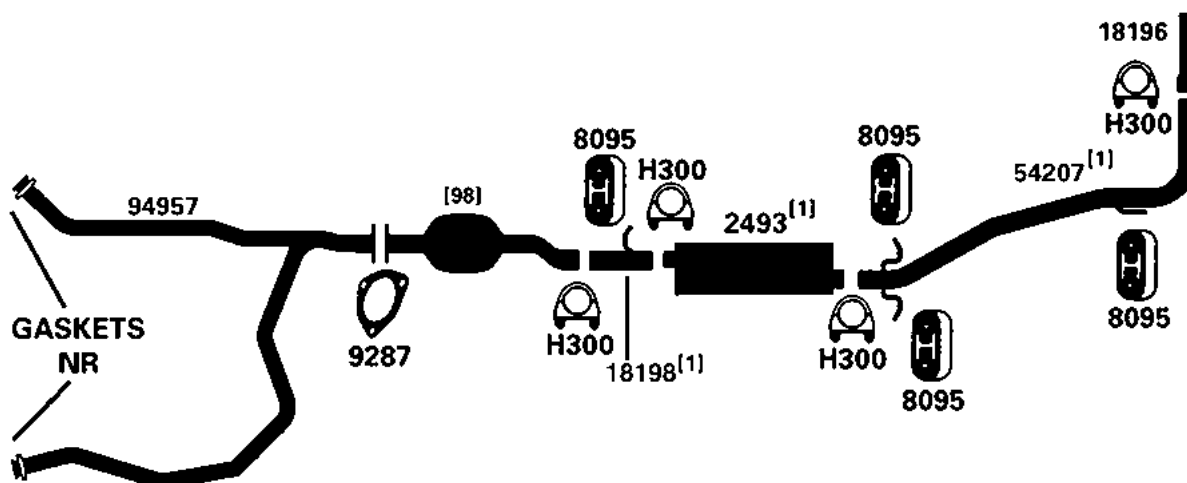
NA-Not Available. NR-Not Required. FL-Remove and Re-Use Old Flange. ● Golden Warehouse. O.E.-Original Equipment.

Airtube Kit [4948] may be required to complete installation. EFI-Electronic Fuel Injection.

[1] OE system was a welded assembly. It is recommended that all parts noted [1] should be replaced. [98] Refer to current Catalytic Converter catalog or Website catalog for availability.

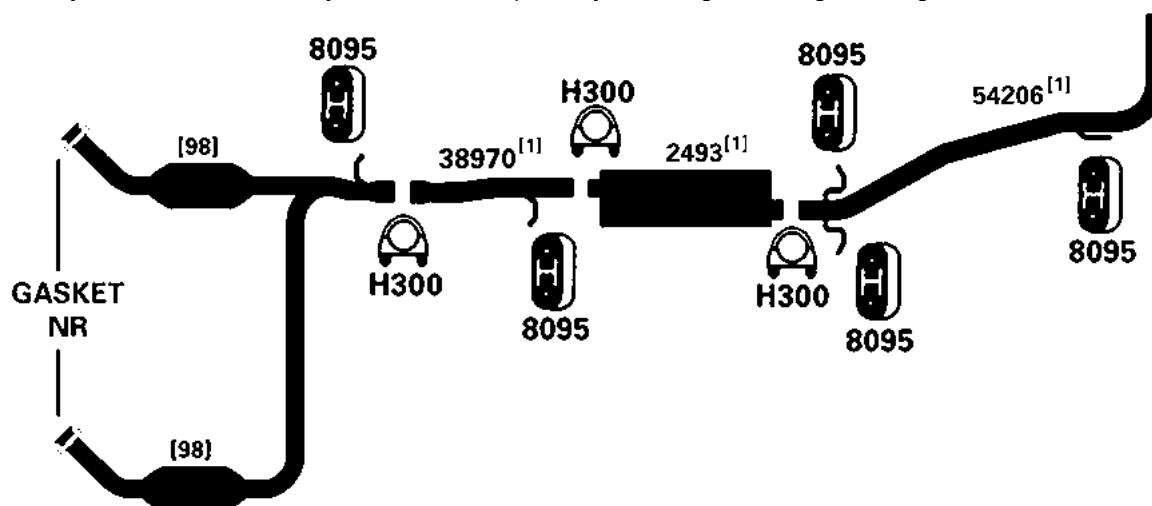
FORD E SERIES - ECONOLINE VANS

(102081) 09-15 8 Cyl. E250; 5.4L, Stripped/Cutaway Chassis Vans



DIRECT FIT MSL/MAXIMUM Muffler... 700482

(102077) 09-15 8 Cyl. E350 Super Duty; 5.4L Eng., Passenger & Cargo Vans



DIRECT FIT MSL/MAXIMUM Muffler... 700482

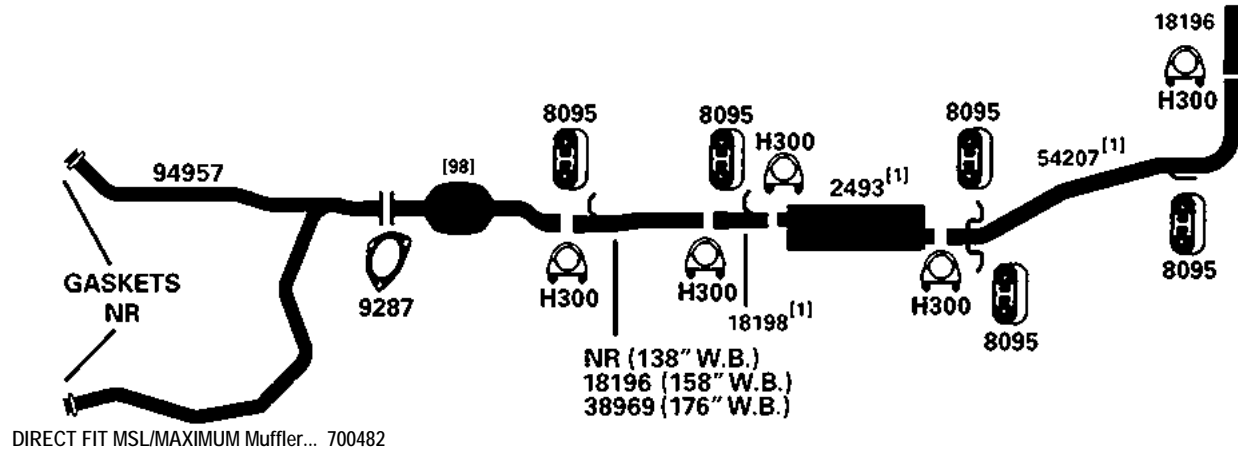
NA-Not Available. NR-Not Required. FL-Remove and Re-Use Old Flange. ● Golden Warehouse. O.E.-Original Equipment.

Airtube Kit [4948] may be required to complete installation. EFI-Electronic Fuel Injection.

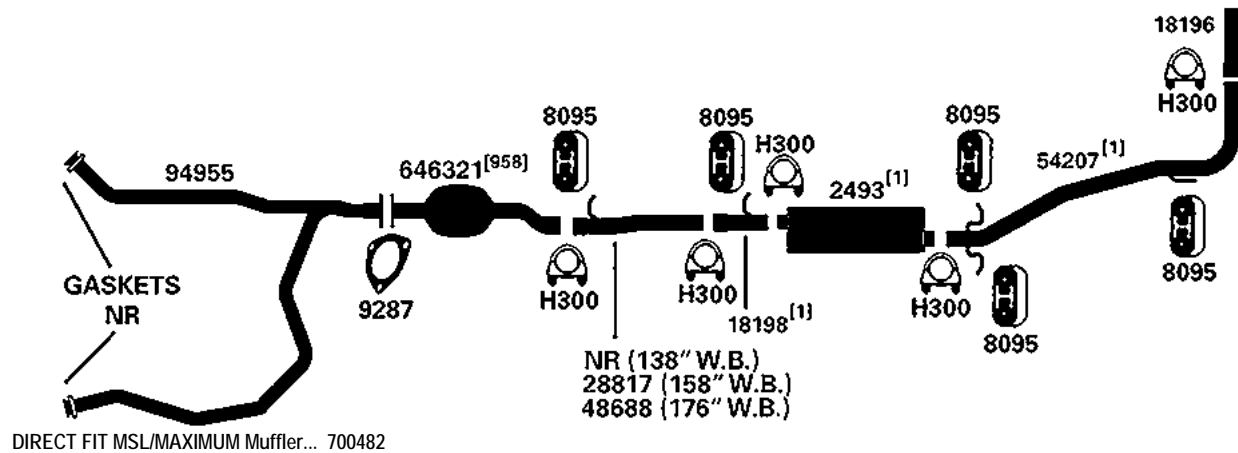
[1] OE system was a welded assembly. It is recommended that all parts noted [1] should be replaced. [98] Refer to current Catalytic Converter catalog or Website catalog for availability.

FORD E SERIES - ECONOLINE VANS

2009 8 Cyl. E350 Super Duty; (138", 158", 176" W.B.); 5.4L Engine, Stripped - Cutaway Chassis **(102084)**



07-08 8 Cyl. E350 Super Duty; (138", 158", 176" W.B.); 5.4L Engine; Stripped - Cutaway Chassis; (From 10-16-06) **(102083)**



NA-Not Available. NR-Not Required. FL-Remove and Re-Use Old Flange. ● Golden Warehouse. O.E.-Original Equipment.

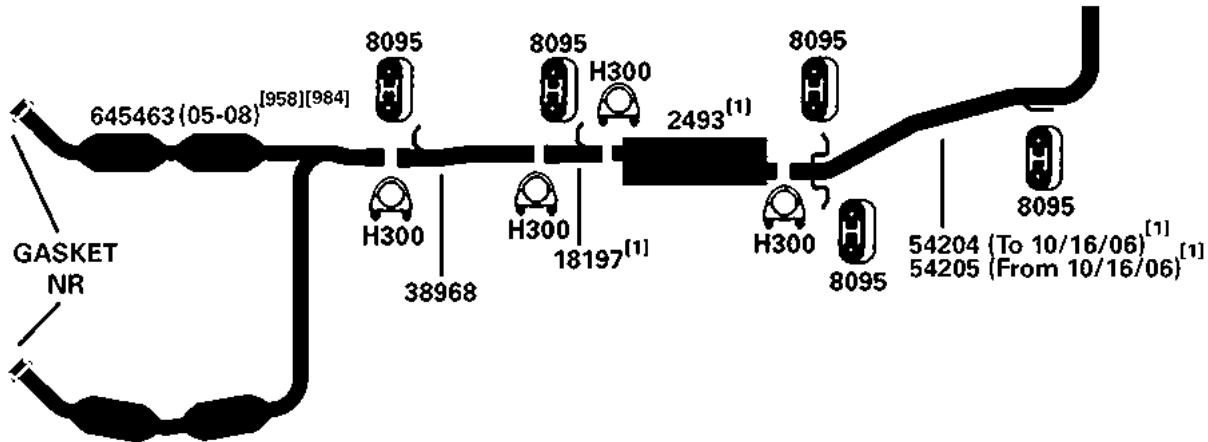
Airtube Kit [4948] may be required to complete installation. EFI-Electronic Fuel Injection.

[1] OE system was a welded assembly. It is recommended that all parts noted [1] should be replaced.

[98] Refer to current Catalytic Converter catalog or Website catalog for availability.
[958] Federal & California Emissions. Not For Sale or Use on vehicles licensed in the state of CA & NY (NY vehicles with CA Emissions). Check with your state authority for details.

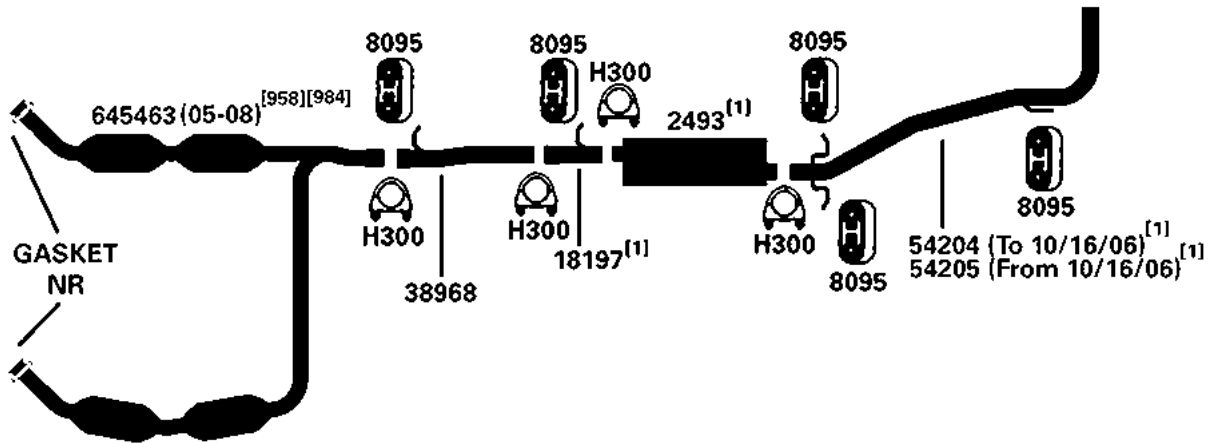
FORD E SERIES - ECONOLINE VANS

(102075) 05-08 8 Cyl. E250; 5.4L Eng.
 2005 8 Cyl. E250 Super Duty; 5.4L Eng., Exc. CNG



DIRECT FIT MSL/MAXIMUM Muffler... 700482

(102082) 05-08 8 Cyl. E350 Super Duty; 5.4L Engine; Passenger & Cargo Vans, Exc. 2005 CNG
 2005 8 Cyl. E350; 5.4L Eng., Passenger & Cargo Vans, Exc. CNG



DIRECT FIT MSL/MAXIMUM Muffler... 700482

NA-Not Available. NR-Not Required. FL-Remove and Re-Use Old Flange. ● Golden Warehouse. O.E.-Original Equipment.

Airtube Kit [4948] may be required to complete installation. EFI-Electronic Fuel Injection.

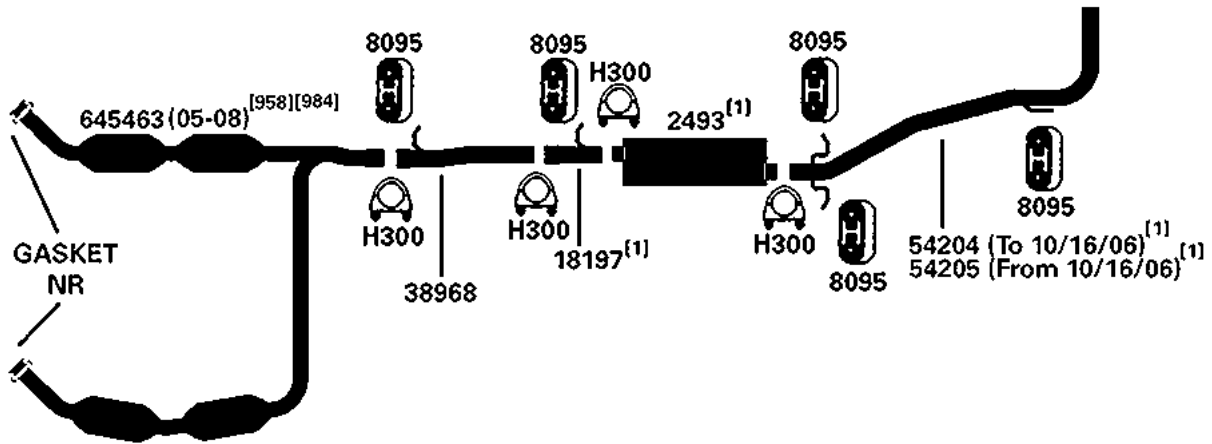
[1] OE system was a welded assembly. It is recommended that all parts noted [1] should be replaced.

[958] Federal & California Emissions. Not For Sale or Use on vehicles licensed in the state of CA & NY (NY vehicles with CA Emissions). Check with your state authority for details.

[984] Aftermarket is a 2 Piece Design.

04-08 8 Cyl. E150; 5.4L Eng.

(102072)

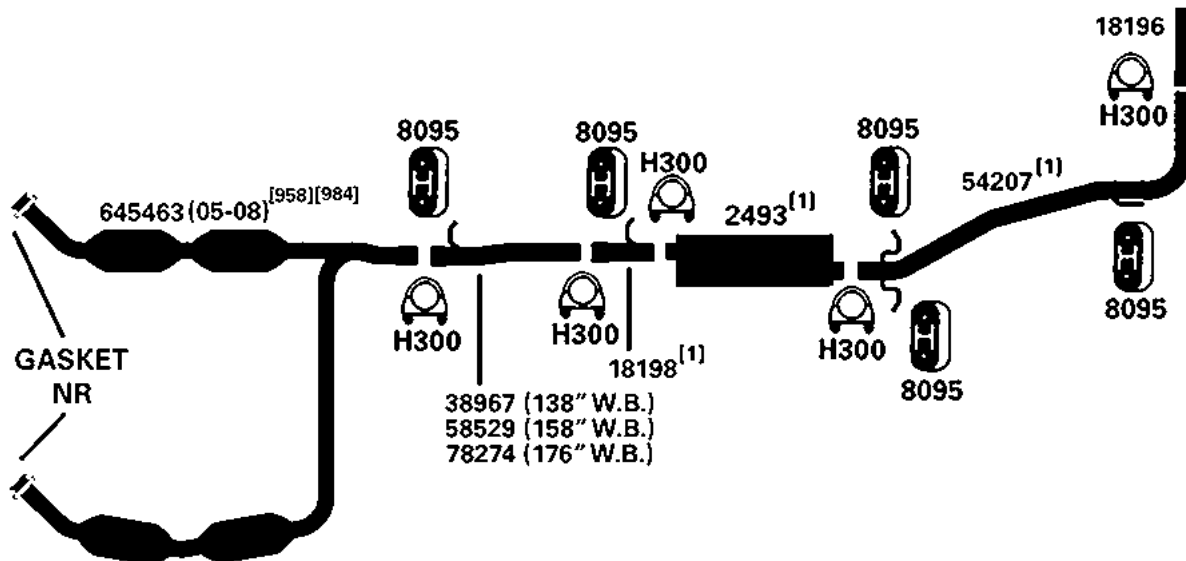


DIRECT FIT MSL/MAXIMUM Muffler... 700482

05-07 8 Cyl. E350 Super Duty; (138", 158", 176" W.B.); 5.4L Engine, Exc. 2005 CNG; Stripped - Cutaway Chassis; (To 10-16-06)

(102080)

2005 8 Cyl. E350; (138", 158", 176" W.B.); 5.4L Engine; Exc. CNG, Stripped - Cutaway Chassis,



DIRECT FIT MSL/MAXIMUM Muffler... 700482

NA-Not Available. NR-Not Required. FL-Remove and Re-Use Old Flange. ● Golden Warehouse. O.E.-Original Equipment.

Airtube Kit [4948] may be required to complete installation. EFI-Electronic Fuel Injection.

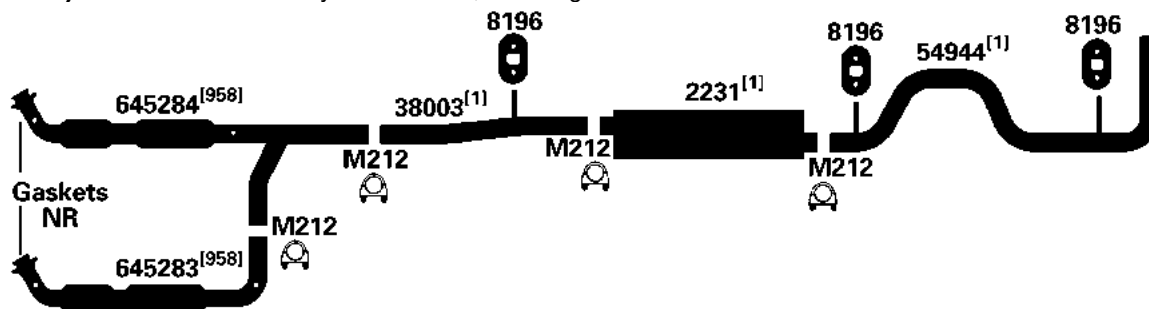
[1] OE system was a welded assembly. It is recommended that all parts noted [1] should be replaced.

[958] Federal & California Emissions. Not For Sale or Use on vehicles licensed in the state of CA & NY (NY vehicles with CA Emissions). Check with your state authority for details.

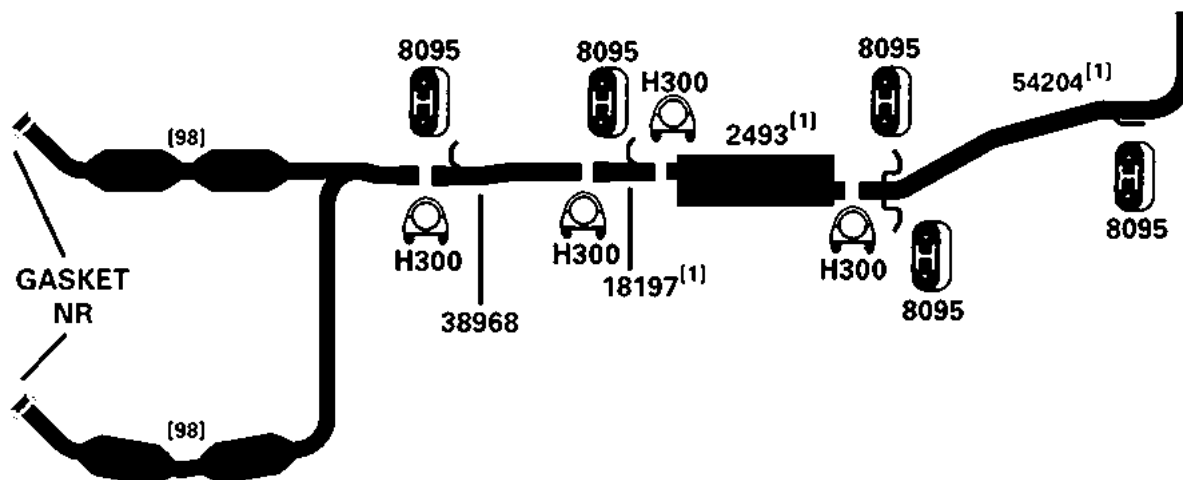
[984] Aftermarket is a 2 Piece Design.

FORD E SERIES - ECONOLINE VANS

(102606) 2004 8 Cyl. E250; 4.6L Eng.

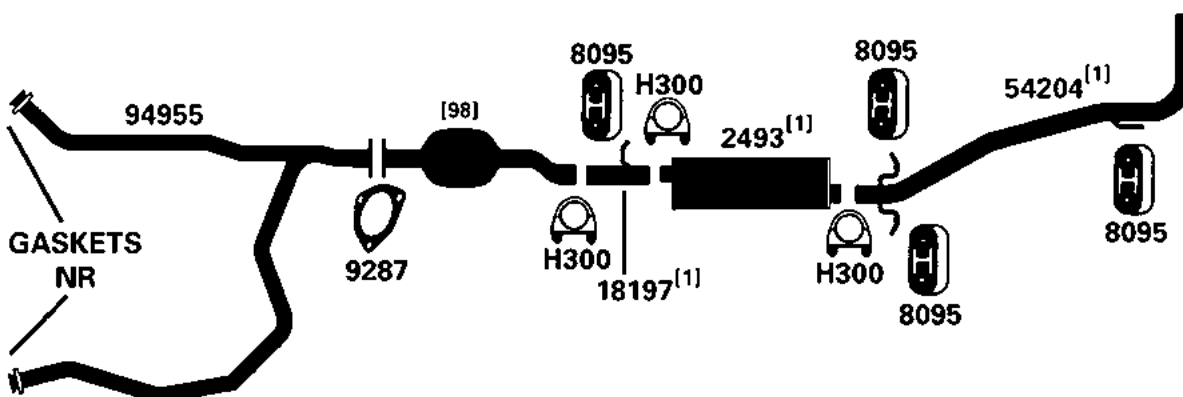


(102073) 2004 8 Cyl. E250, E350; 5.4L Eng., Exc. CNG, Calif. Emissions
2004 8 Cyl. E250, E350 Super Duty; 5.4L Eng., Exc. CNG, Calif. Emissions



DIRECT FIT MSL/MAXIMUM Muffler... 700482

(102074) 2004 8 Cyl. E250, E350 Super Duty; 5.4L Eng., Exc. CNG, Fed. Emissions
2004 8 Cyl. E250, E350; 5.4L Eng., Exc. CNG, Fed. Emissions



DIRECT FIT MSL/MAXIMUM Muffler... 700482

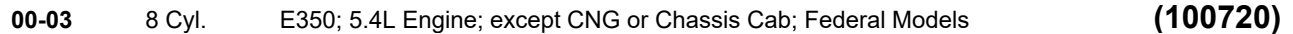
NA-Not Available. NR-Not Required. FL-Remove and Re-Use Old Flange. ● Golden Warehouse. O.E.-Original Equipment.

Airtube Kit [4948] may be required to complete installation. EFI-Electronic Fuel Injection.

[1] OE system was a welded assembly. It is recommended that all parts noted [1] should be replaced.

[98] Refer to current Catalytic Converter catalog or Website catalog for availability.
[958] Federal & California Emissions. Not For Sale or Use on vehicles licensed in the state of CA & NY (NY vehicles with CA Emissions). Check with your state authority for details.

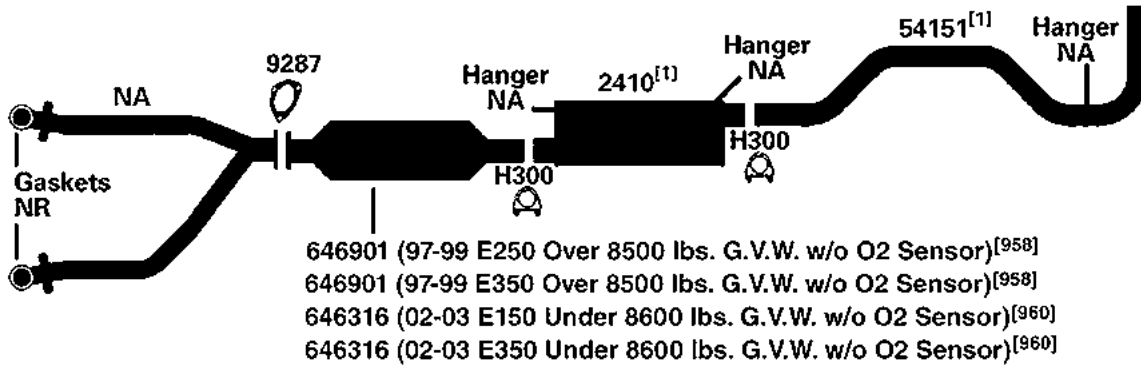
2004	8 Cyl.	E350 Super Duty; (138", 158", 176" W.B.); 5.4L Engine, Exc. CNG; Stripped - Cutaway Chassis	(102083)
2004	8 Cyl.	E350; (138", 158", 176" W.B.); 5.4L Engine, Exc. CNG; Stripped - Cutaway Chassis	



<p>[1] OE system was a welded assembly. It is recommended that all parts noted [1] should be replaced.</p> <p>[98] Refer to current Catalytic Converter catalog or Website catalog for availability.</p> <p>[958] Federal & California Emissions. Not For Sale or Use on vehicles licensed in the state of CA & NY (NY vehicles with CA Emissions). Check with your state authority for details.</p> <p>[959] Federal Emissions. Not For Sale or Use on vehicles licensed in the state of CA. Check with your state authority.</p>	<p>[960] California Emissions. Not For Sale or Use on vehicles licensed in the state of CA & NY. Check with your state authority.</p> <p>[971] Only failed converters may be replaced.</p>
--	--

FORD E SERIES - ECONOLINE VANS

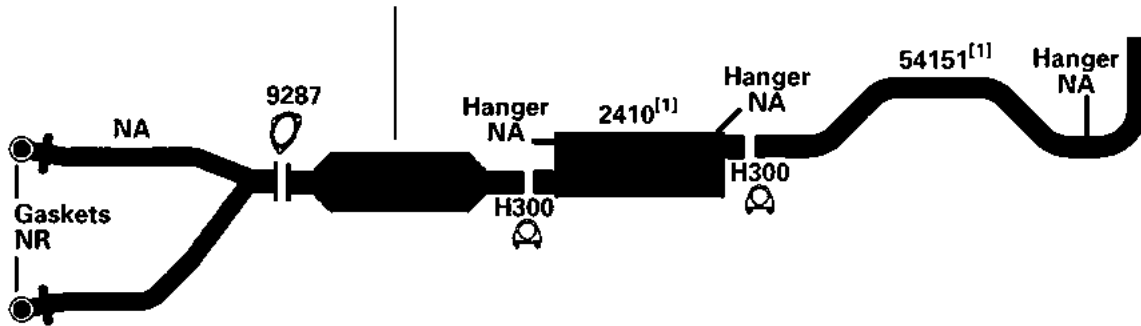
(100499)	97-03	8 Cyl.	E350; 5.4L Engine; except CNG or Chassis Cab; Calif. Models (Single Converter System)
	97-03	8 Cyl.	E150; E250, 138" W.B.; 5.4L Engine; except CNG (Single Converter System)



DIRECT FIT MSL/MAXIMUM Muffler... 700440

(102058)	97-03	10 Cyl.	E350; 6.8L Engine; except Chassis Cab
----------	-------	---------	---------------------------------------

646901 (97-98 Over 8500 lbs. G.V.W., w/ Straight Outlet, w/o O2 Sensor)^[958]
 646311 (97-00 Over 8500 lbs. G.V.W., w/ Curved Outlet, Federal Emissions)^[959]
 646313 (97-00 Over 8500 lbs. G.V.W., w/ Curved Outlet and O2 Sensor, Calif. Emissions)^[960]



DIRECT FIT MSL/MAXIMUM Muffler... 700440

NA-Not Available. NR-Not Required. FL-Remove and Re-Use Old Flange. ● Golden Warehouse. O.E.-Original Equipment.
 # Airtube Kit [4948] may be required to complete installation. EFI-Electronic Fuel Injection.

[1] OE system was a welded assembly. It is recommended that all parts noted [1] should be replaced.

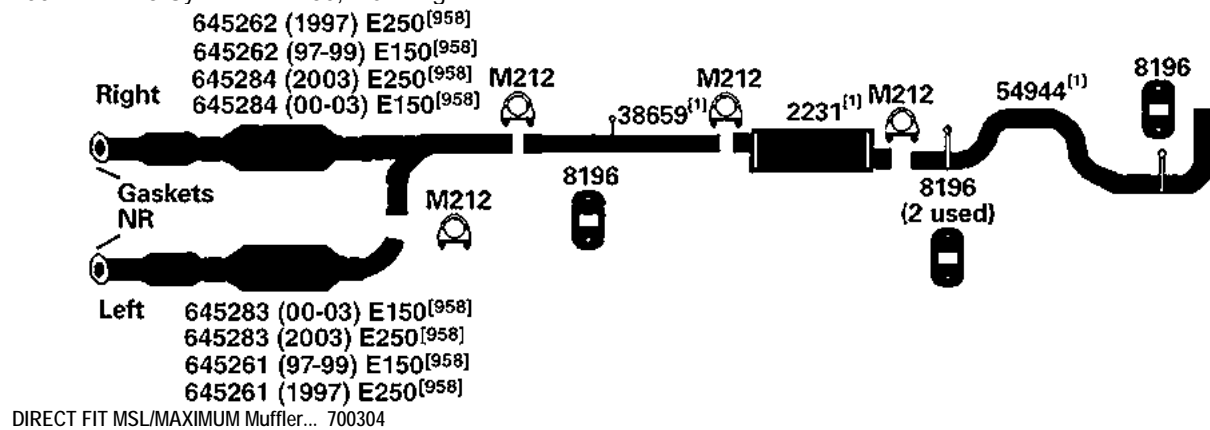
[958] Federal & California Emissions. Not For Sale or Use on vehicles licensed in the state of CA & NY (NY vehicles with CA Emissions). Check with your state authority for details.

[959] Federal Emissions. Not For Sale or Use on vehicles licensed in the state of CA. Check with your state authority.

[960] California Emissions. Not For Sale or Use on vehicles licensed in the state of CA & NY. Check with your state authority.

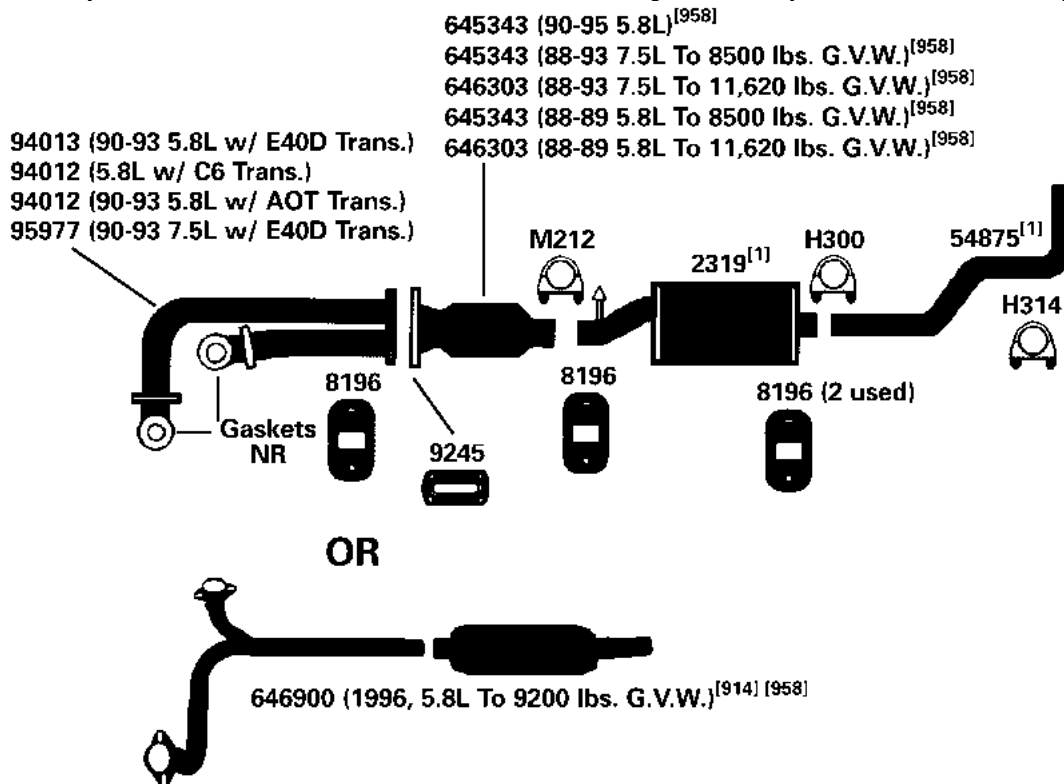
2003 8 Cyl. E250; 4.6L Eng.
 97-03 8 Cyl. E150; 4.6L Eng.
 1997 8 Cyl. E250; 4.6L Eng.

(100115)



95-96 8 Cyl. E350 Series; Econoline, 138" W.B.; 5.8L Engine; Cutaway Van; with Converter

(27864)



NA-Not Available. NR-Not Required. FL-Remove and Re-Use Old Flange. ● Golden Warehouse. O.E.-Original Equipment.

Airtube Kit [4948] may be required to complete installation. EFI-Electronic Fuel Injection.

[1] OE system was a welded assembly. It is recommended that all parts noted [1] should be replaced.

[914] Direct fit converter includes front (Exhaust) pipe, (1) piece assembly.

[958] Federal & California Emissions. Not For Sale or Use on vehicles licensed in the state of CA & NY (NY vehicles with CA Emissions). Check with your state authority for details.

FORD E SERIES - ECONOLINE VANS

(27861)

95-96

8 Cyl.

E350 Series; Econoline, 158" W.B.; 5.8L Engine

646900 (1996, 5.8L, To 9200 lbs. GVW)^[914] ^[958]

645343 (90-95, 5.8L)^[958]

645343 (90-93, 7.5L To 8500 lbs. GVW)^[958]

646303 (90-93, 7.5L To 11,620 lbs. GVW)^[958]

645343 (88-89, To 8500 lbs. GVW)^[958]

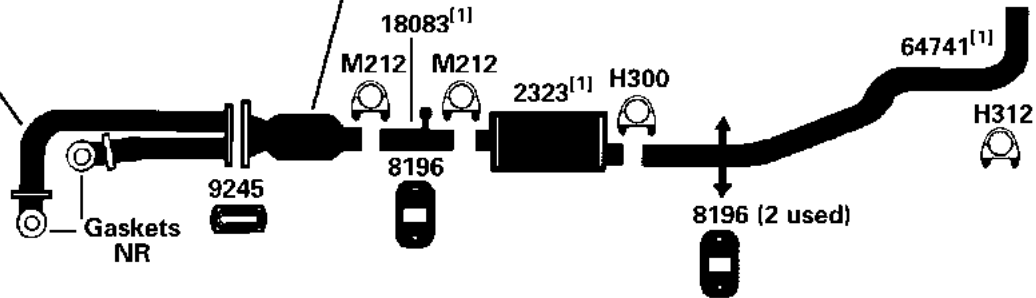
646303 (88-89, To 11,620 lbs. GVW)^[958]

95977 (90-93 7.5L w/ E40D Trans.)

94012 (5.8L w/ C6 Trans.)

94012 (90-93 5.8L w/ AOT Trans.)

94013 (90-93 5.8L w/ E40D Trans.)



DIRECT FIT MSL/MAXIMUM Muffler... 700434

NA-Not Available. NR-Not Required. FL-Remove and Re-Use Old Flange. ● Golden Warehouse. O.E.-Original Equipment.

Airtube Kit [4948] may be required to complete installation. EFI-Electronic Fuel Injection.

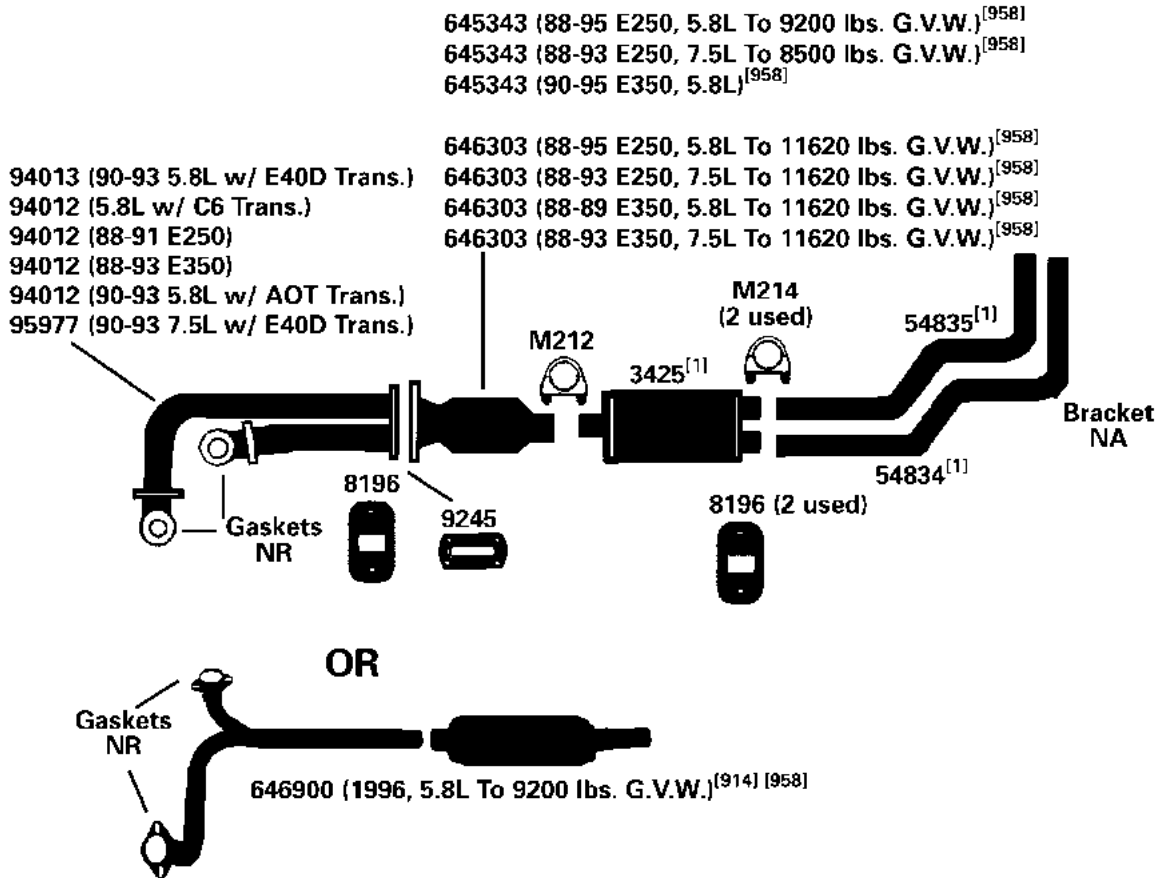
[1] OE system was a welded assembly. It is recommended that all parts noted [1] should be replaced.

[914] Direct fit converter includes front (Exhaust) pipe, (1) piece assembly.

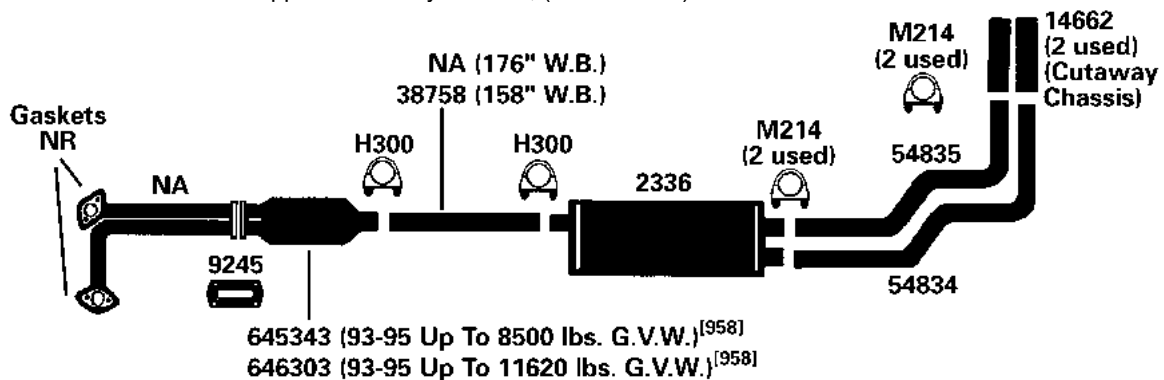
[958] Federal & California Emissions. Not For Sale or Use on vehicles licensed in the state of CA & NY (NY vehicles with CA Emissions). Check with your state authority for details.

FORD E SERIES - ECONOLINE VANS

95-96 8 Cyl. E250, E350 Series; Econoline, 138" W.B.; 5.8L Engine; over 8500 lbs. G.V.W., (27858)
except Cutaway Van



95-96 8 Cyl. E350 Super Duty; (138", 158", 176" W.B.); 5.4L Engine, Exc. 2005 CNG; (100568)
Stripped - Cutaway Chassis; (To 10-16-06)



NA-Not Available. NR-Not Required. FL-Remove and Re-Use Old Flange. ● Golden Warehouse. O.E.-Original Equipment.

Airtube Kit [4948] may be required to complete installation. EFI-Electronic Fuel Injection.

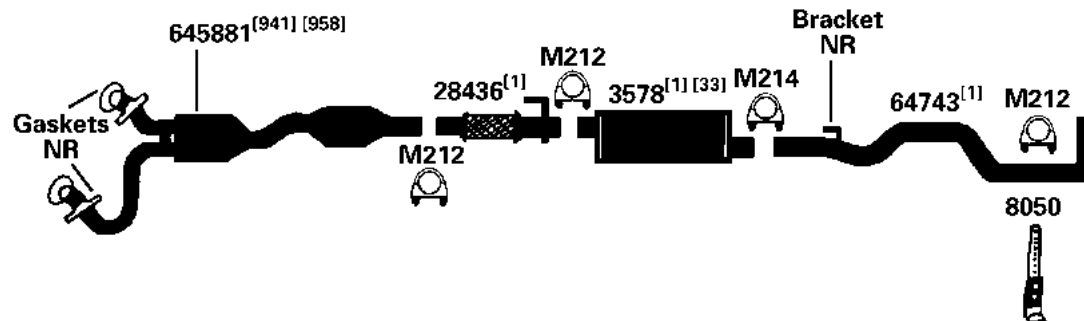
[1] OE system was a welded assembly. It is recommended that all parts noted [1] should be replaced.

[914] Direct fit converter includes front (Exhaust) pipe, (1) piece assembly.

[958] Federal & California Emissions. Not For Sale or Use on vehicles licensed in the state of CA & NY (NY vehicles with CA Emissions). Check with your state authority for details.

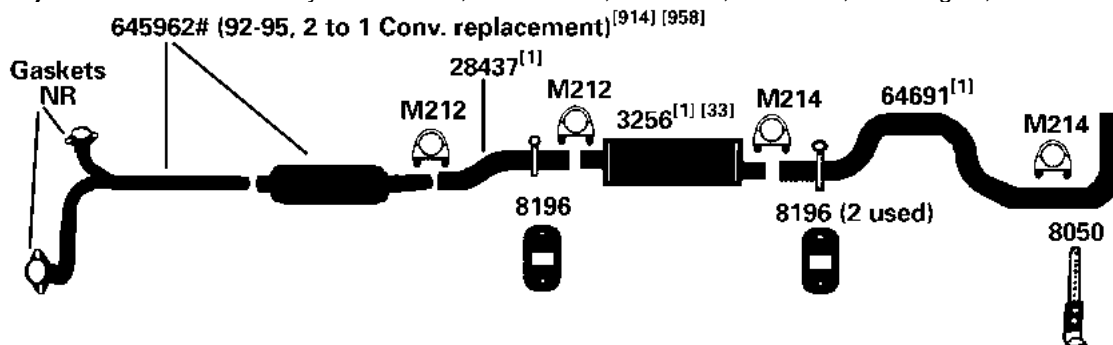
FORD E SERIES - ECONOLINE VANS

(27863) 95-96 8 Cyl. E150 Series; Econoline, 138" W.B.; 302 (5.0L) Engine; 1/2-3/4 Ton; with Converter



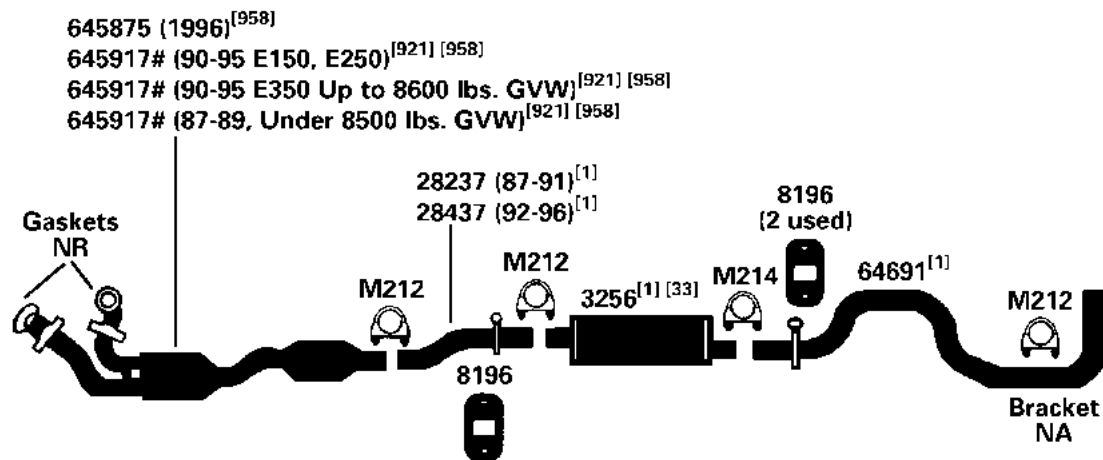
DIRECT FIT MSL/MAXIMUM Muffler... 700194, UNIVERSAL FIT MSL/MAXIMUM Muffler... 709019, Silentone DIY Muffler... 5567

(27862) 95-96 8 Cyl. E150, E250 Series; Econoline, 138" W.B.; 5.8L Engine; under 8500 lbs. G.V.W.



DIRECT FIT MSL/MAXIMUM Muffler... 700000, UNIVERSAL FIT MSL/MAXIMUM Muffler... 6539, 709019, Silentone DIY Muffler... 5567

(26716) 95-96 6 Cyl. E150, E250, E350 Series; Econoline, 138" W.B.; 4.9L Engine



DIRECT FIT MSL/MAXIMUM Muffler... 700000, UNIVERSAL FIT MSL/MAXIMUM Muffler... 6539, 709019, Silentone DIY Muffler... 5567

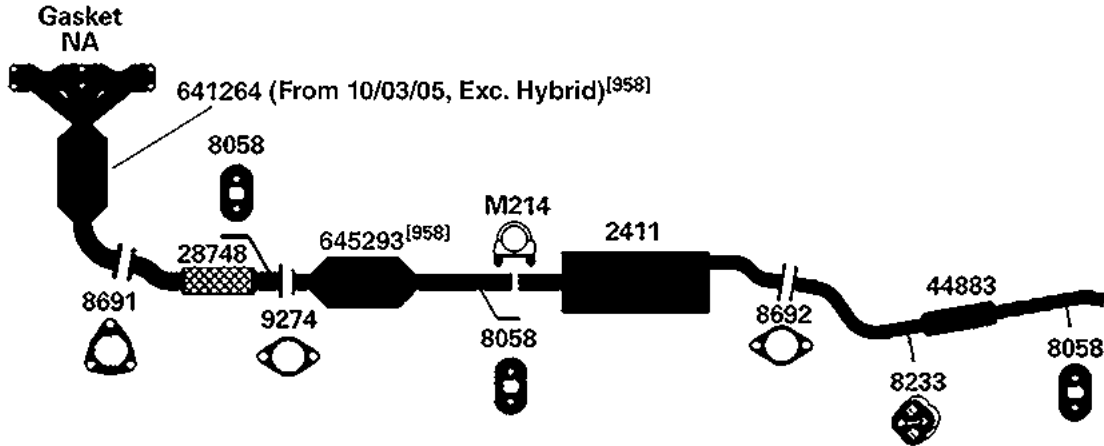
NA-Not Available. NR-Not Required. FL-Remove and Re-Use Old Flange. ● Golden Warehouse. O.E.-Original Equipment.
Airtube Kit [4948] may be required to complete installation. EFI-Electronic Fuel Injection.

- [1] OE system was a welded assembly. It is recommended that all parts noted [1] should be replaced.
[33] Remove and re-use O.E. heat shield.
[98] Refer to current Catalytic Converter catalog or Website catalog for availability.

- [921] Combination front & rear converter, 2 to 1 replacement. Only defective converters may legally be replaced.
[941] Replaces both front and rear converters, Only failed converters may be replaced.
[958] Federal & California Emissions. Not For Sale or Use on vehicles licensed in the state of CA & NY (NY vehicles with CA Emissions). Check with your state authority for details.

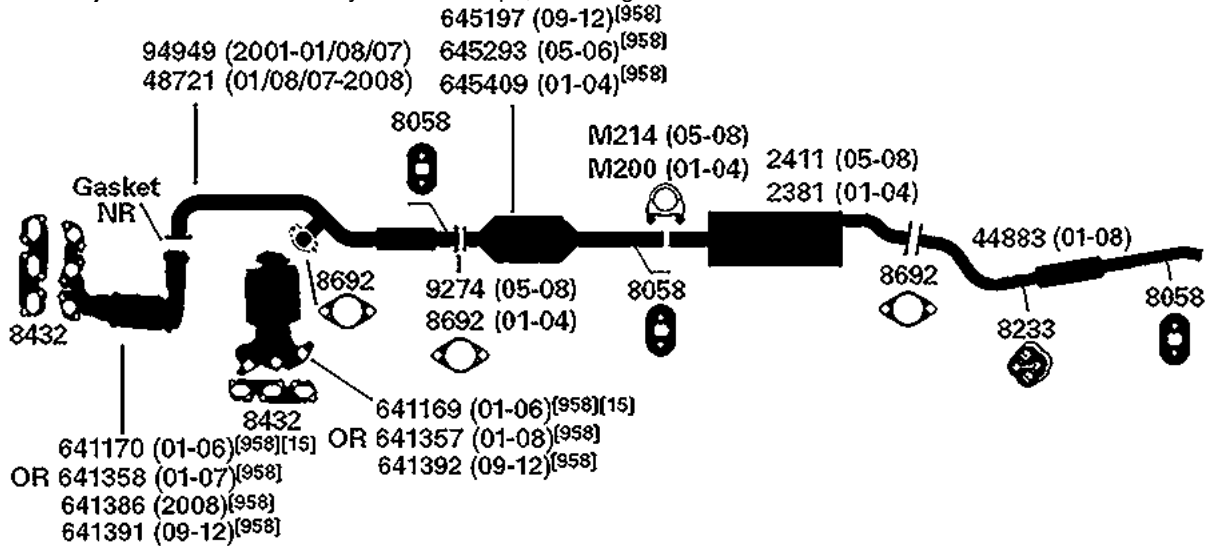
FORD ESCAPE

(100461) 05-08 4 Cyl. Escape; 2.3L Engine (Including Hybrid)



DIRECT FIT MSL/MAXIMUM Muffler... 700458

(100400) 01-12 6 Cyl. Escape; 3.0L Engine



DIRECT FIT MSL/MAXIMUM Muffler... 700428 (01-04), 700458 (05-08)

NA-Not Available. NR-Not Required. FL-Remove and Re-Use Old Flange. ● Golden Warehouse. O.E.-Original Equipment.

Airtube Kit [4948] may be required to complete installation. EFI-Electronic Fuel Injection.

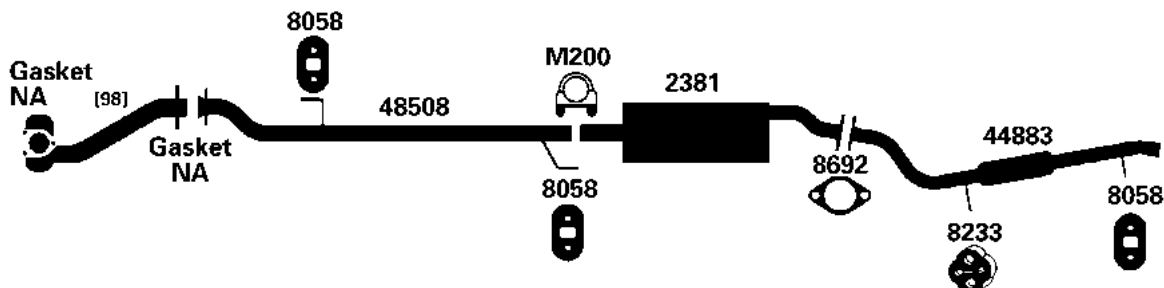
[15] Discontinued, use until inventory is depleted.

[958] Federal & California Emissions. Not For Sale or Use on vehicles licensed in the state of CA & NY (NY vehicles with CA Emissions). Check with your state authority for details.

FORD ESCAPE

01-04 4 Cyl. Escape; 2.0L Engine

(100402)

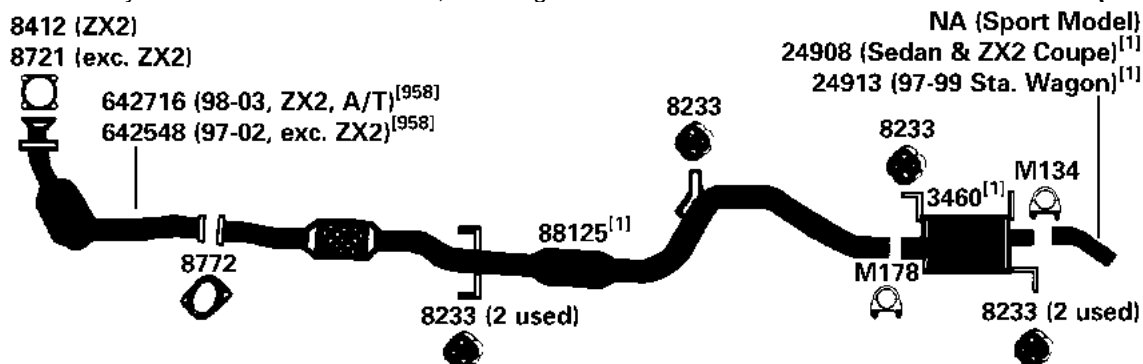


DIRECT FIT MSL/MAXIMUM Muffler... 700428

FORD ESCORT

97-03 4 Cyl. Escort & Escort ZX2; 2.0L Engine

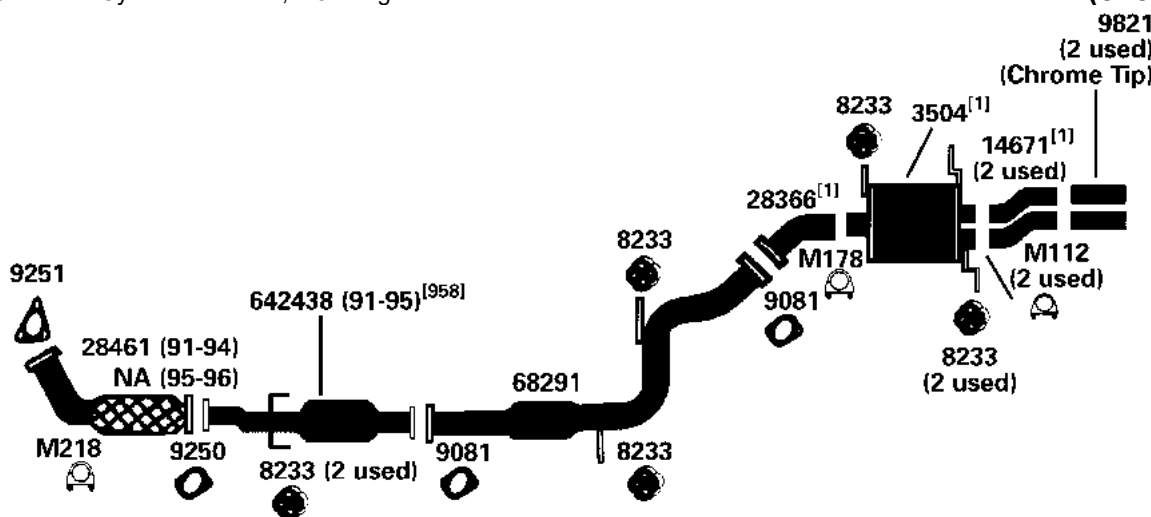
(5289)



DIRECT FIT MSL/MAXIMUM Muffler... 700159

95-96 4 Cyl. Escort, 1.8L Engine

(5288)



DIRECT FIT MSL/MAXIMUM Muffler... 700165

NA-Not Available. NR-Not Required. FL-Remove and Re-Use Old Flange. ● Golden Warehouse. O.E.-Original Equipment.

Airtube Kit [4948] may be required to complete installation. EFI-Electronic Fuel Injection.

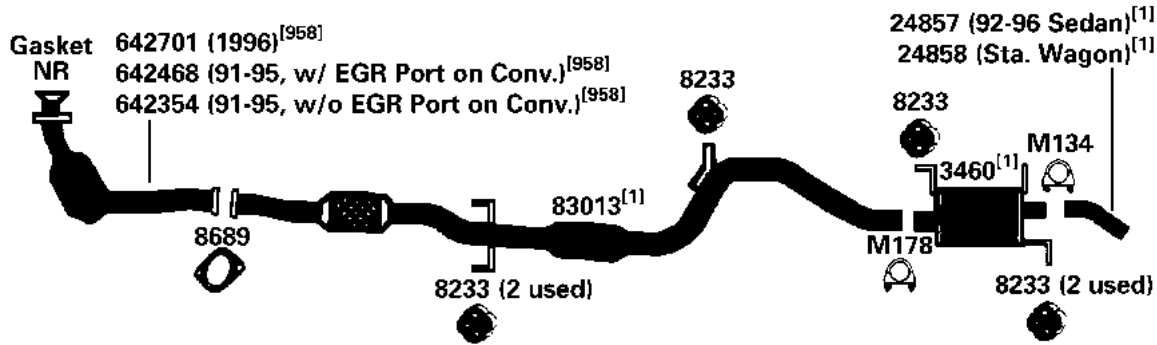
[1] OE system was a welded assembly. It is recommended that all parts noted [1] should be replaced.

[98] Refer to current Catalytic Converter catalog or Website catalog for availability.

[958] Federal & California Emissions. Not For Sale or Use on vehicles licensed in the state of CA & NY (NY vehicles with CA Emissions). Check with your state authority for details.

FORD ESCORT

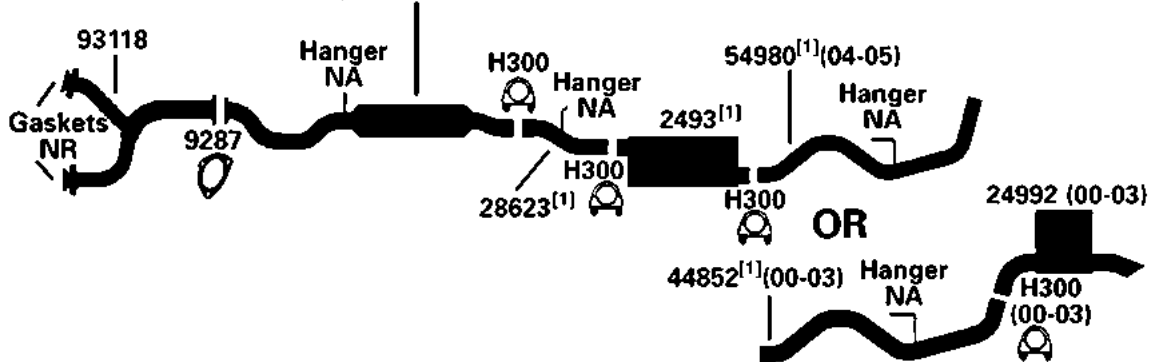
(5287) 95-96 4 Cyl. Escort, 116 (1.9L) Engine



DIRECT FIT MSL/MAXIMUM Muffler... 700159

FORD EXCURSION

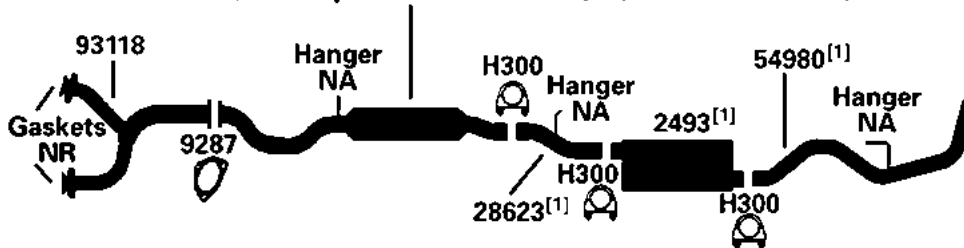
(101940) 00-05 8 Cyl. Excursion, 5.4L Engine
646902 (00-02 Up to 12000 lbs. GVW, w/o Rear O2 Sensor, Federal Emissions) [959]



DIRECT FIT MSL/MAXIMUM Muffler... 700482

(101928) 00-05 10 Cyl. Excursion, 6.8L Engine

646902 (00-02 Up to 12000 lbs. GVW, w/o Rear O2 Sensor, Federal Emissions) [959]



DIRECT FIT MSL/MAXIMUM Muffler... 700482

NA-Not Available. NR-Not Required. FL-Remove and Re-Use Old Flange. ● Golden Warehouse. O.E.-Original Equipment.

Airtube Kit [4948] may be required to complete installation. EFI-Electronic Fuel Injection.

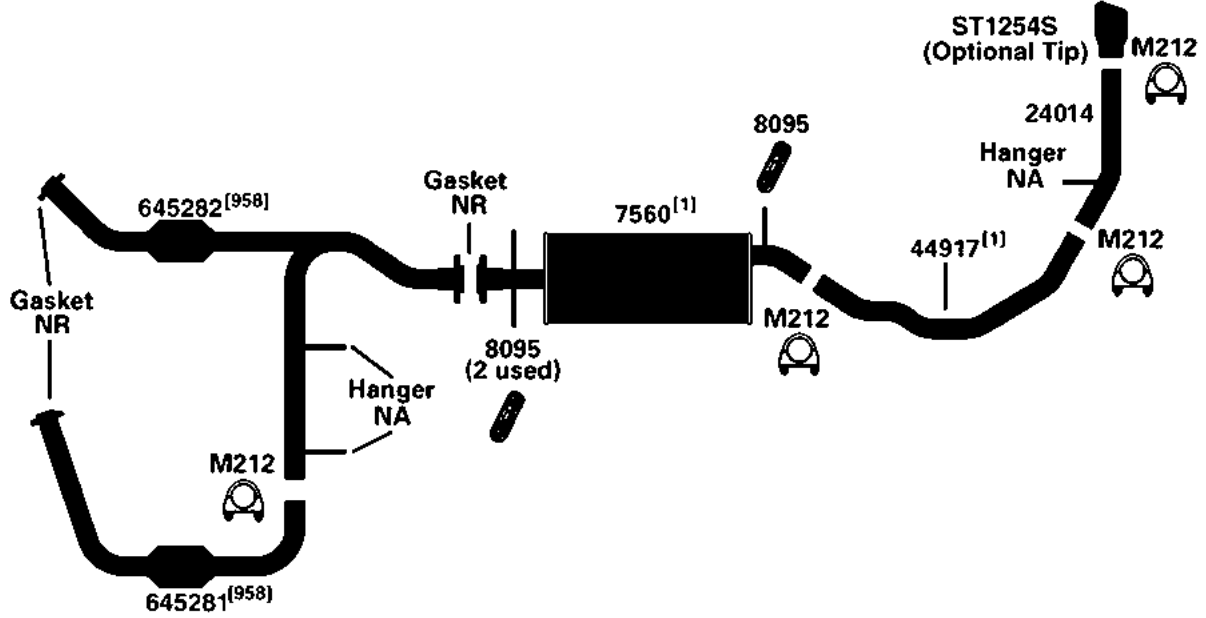
[1] OE system was a welded assembly. It is recommended that all parts noted [1] should be replaced.

[958] Federal & California Emissions. Not For Sale or Use on vehicles licensed in the state of CA & NY (NY vehicles with CA Emissions). Check with your state authority for details.

[959] Federal Emissions. Not For Sale or Use on vehicles licensed in the state of CA. Check with your state authority.

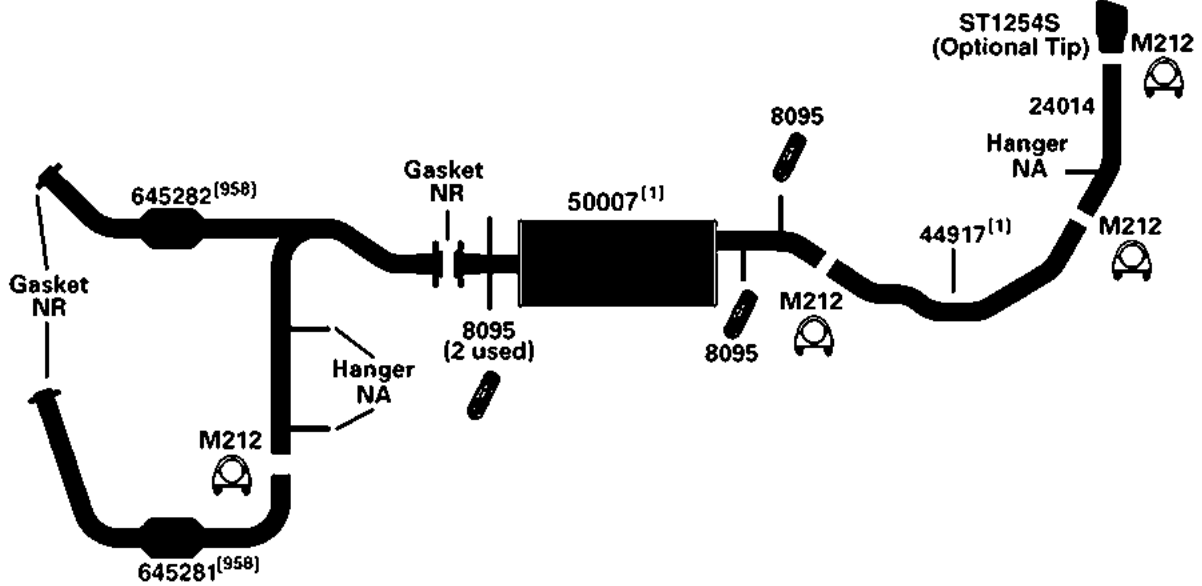
07-14 8 Cyl. Expedition, 5.4L Engine, 119" W.B., Exc. EL Submodels

(102030)



07-14 8 Cyl. Expedition, 5.4L Engine, 131" W.B., EL Submodels

(102637)



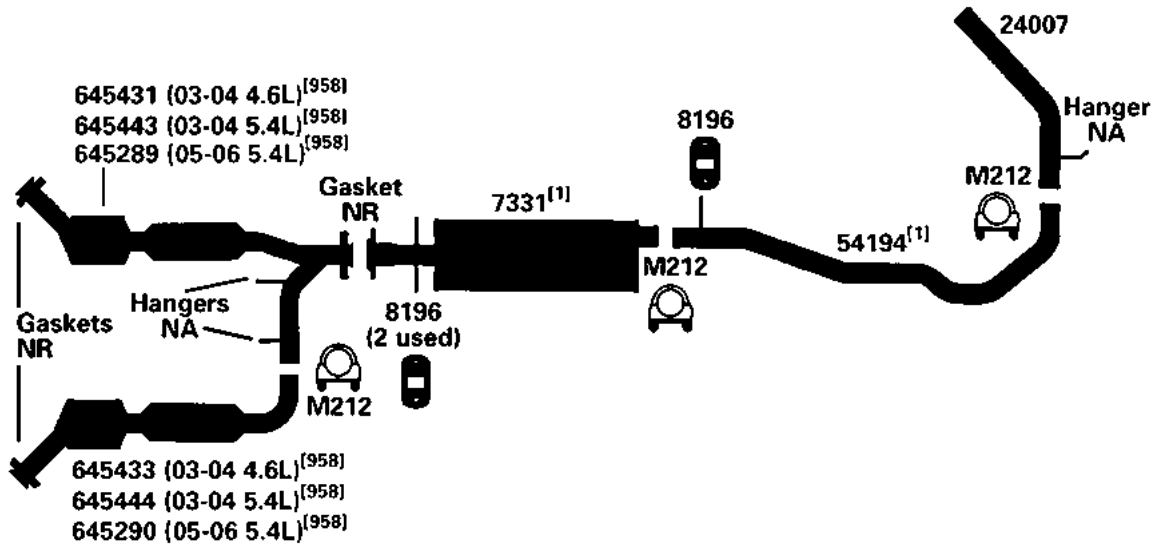
NA-Not Available. NR-Not Required. FL-Remove and Re-Use Old Flange. ● Golden Warehouse. O.E.-Original Equipment.
Airtube Kit [4948] may be required to complete installation. EFI-Electronic Fuel Injection.

[1] OE system was a welded assembly. It is recommended that all parts noted [1] should be replaced.

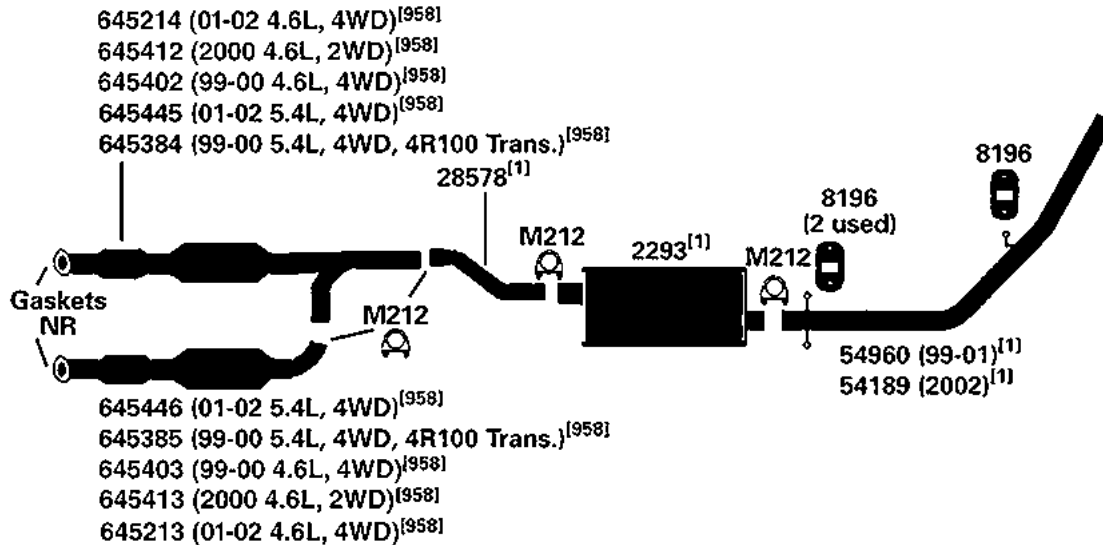
[958] Federal & California Emissions. Not For Sale or Use on vehicles licensed in the state of CA & NY (NY vehicles with CA Emissions). Check with your state authority for details.

FORD EXPEDITION

(101854) 03-06 8 Cyl. Expedition, 4.6L, 5.4L Engine



(100374) 99-02 8 Cyl. Expedition, 4.6L, 5.4L Engine



DIRECT FIT MSL/MAXIMUM Muffler... 700346

NA-Not Available. NR-Not Required. FL-Remove and Re-Use Old Flange. ● Golden Warehouse. O.E.-Original Equipment.

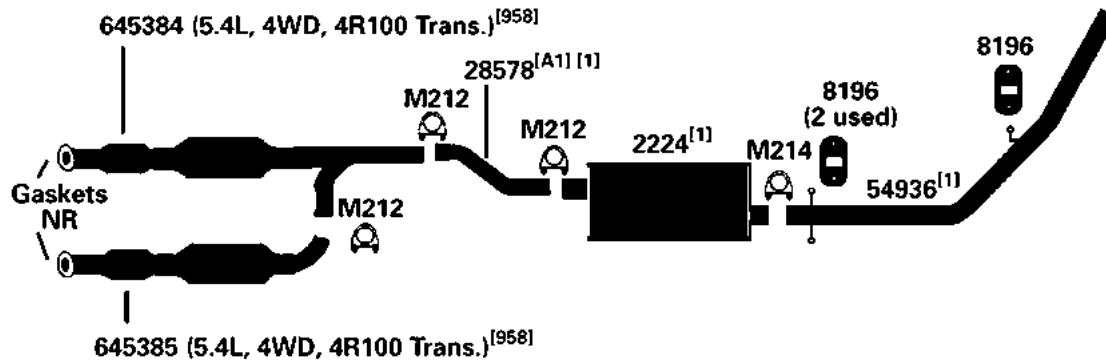
Airtube Kit [4948] may be required to complete installation. EFI-Electronic Fuel Injection.

[1] OE system was a welded assembly. It is recommended that all parts noted [1] should be replaced.

[958] Federal & California Emissions. Not For Sale or Use on vehicles licensed in the state of CA & NY (NY vehicles with CA Emissions). Check with your state authority for details.

97-98 8 Cyl. Expedition, 4.6L, 5.4L Engine

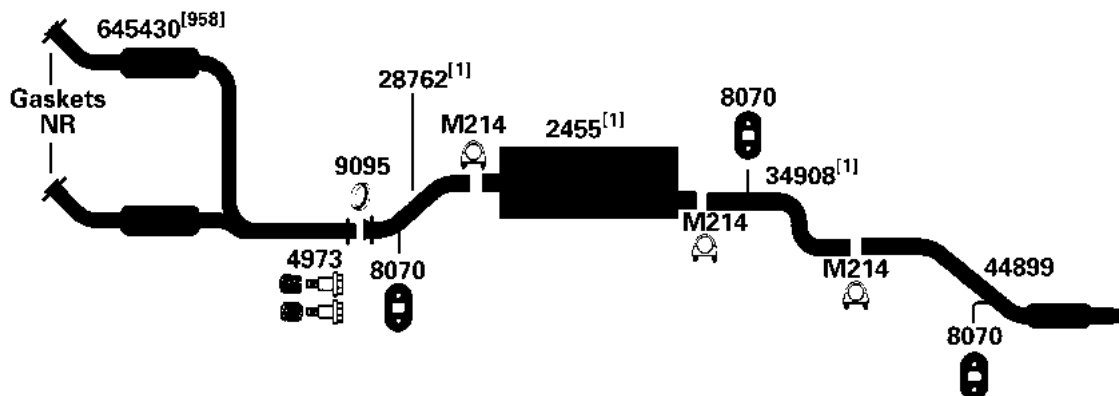
(100116)



DIRECT FIT MSL/MAXIMUM Muffler... 700344

06-10 6 Cyl. Explorer; 4.0L Engine

(101745)



DIRECT FIT MSL/MAXIMUM Muffler... 700366

NA-Not Available. NR-Not Required. FL-Remove and Re-Use Old Flange. ● Golden Warehouse. O.E.-Original Equipment.

Airtube Kit [4948] may be required to complete installation. EFI-Electronic Fuel Injection.

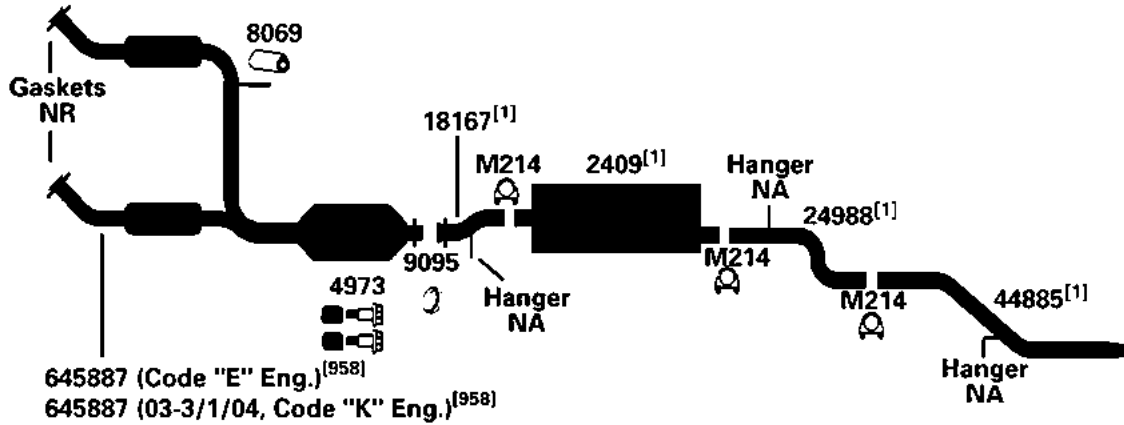
[1] OE system was a welded assembly. It is recommended that all parts noted [1] should be replaced.

[98] Refer to current Catalytic Converter catalog or Website catalog for availability.

[958] Federal & California Emissions. Not For Sale or Use on vehicles licensed in the state of CA & NY (NY vehicles with CA Emissions). Check with your state authority for details.

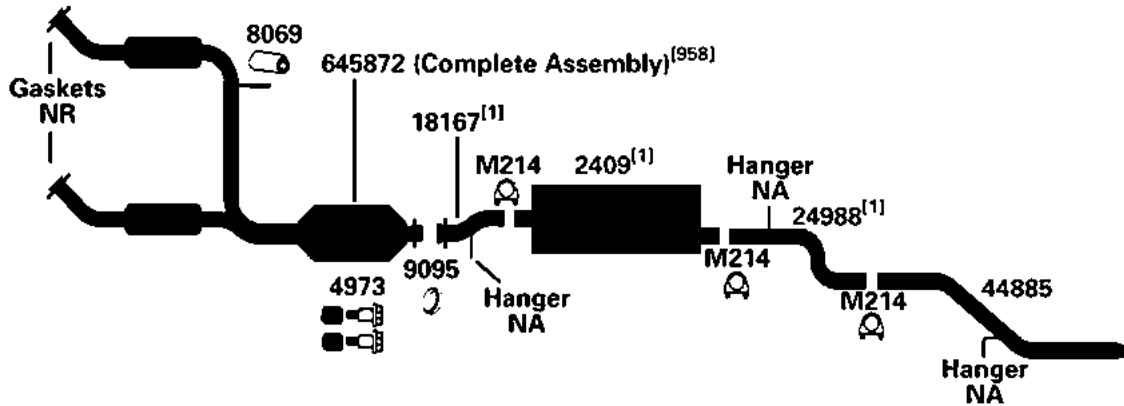
FORD EXPLORER

(100397) 02-05 6 Cyl. Explorer; 4.0L Engine



DIRECT FIT MSL/MAXIMUM Muffler... 700335

(100398) 02-05 8 Cyl. Explorer; 4.6L Engine



DIRECT FIT MSL/MAXIMUM Muffler... 700335

NA-Not Available. NR-Not Required. FL-Remove and Re-Use Old Flange. ● Golden Warehouse. O.E.-Original Equipment.

Airtube Kit [4948] may be required to complete installation. EFI-Electronic Fuel Injection.

[1] OE system was a welded assembly. It is recommended that all parts noted [1] should be replaced.

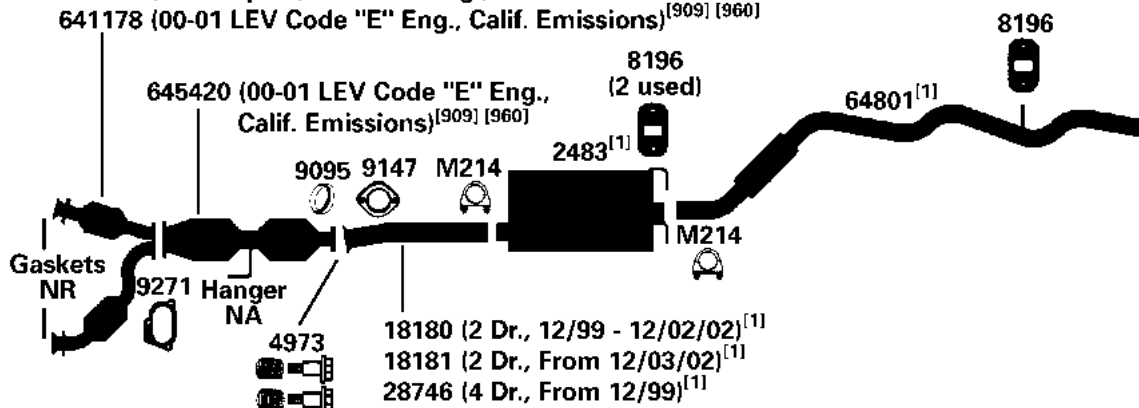
[958] Federal & California Emissions. Not For Sale or Use on vehicles licensed in the state of CA & NY (NY vehicles with CA Emissions). Check with your state authority for details.

00-03 6 Cyl. Explorer Sport; 4.0L SOHC (Code "E") Engine, 2- Dr. (From 12/99)
 00-01 6 Cyl. Explorer; 4.0L SOHC (Code "E") Engine, 4- Dr. (From 12/99)

(100735)

641178 (01-02 Sport, Code "E" Eng.)^[909] [958]

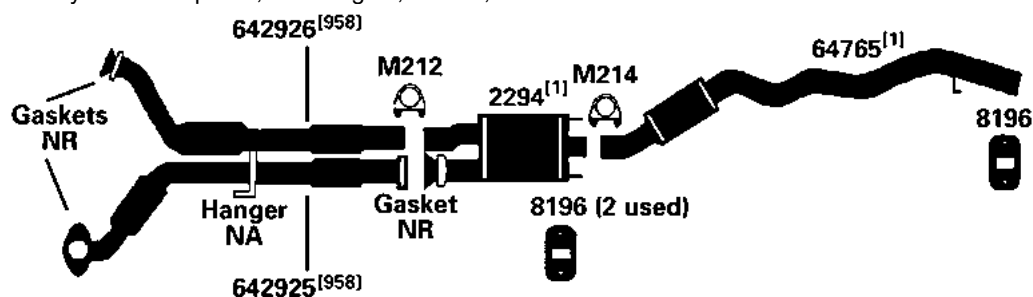
641178 (00-01 LEV Code "E" Eng., Calif. Emissions)^[909] [960]



DIRECT FIT MSL/MAXIMUM Muffler... 700453

98-01 8 Cyl. Explorer; 5.0L Engine, 4-Door, From 01/28/98

(100336)



DIRECT FIT MSL/MAXIMUM Muffler... 700430
 DIRECT FIT MSL/MAXIMUM Muffler... 700430

NA-Not Available. NR-Not Required. FL-Remove and Re-Use Old Flange. ● Golden Warehouse. O.E.-Original Equipment.
 # Airtube Kit [4948] may be required to complete installation. EFI-Electronic Fuel Injection.

[1] OE system was a welded assembly. It is recommended that all parts noted [1] should be replaced.

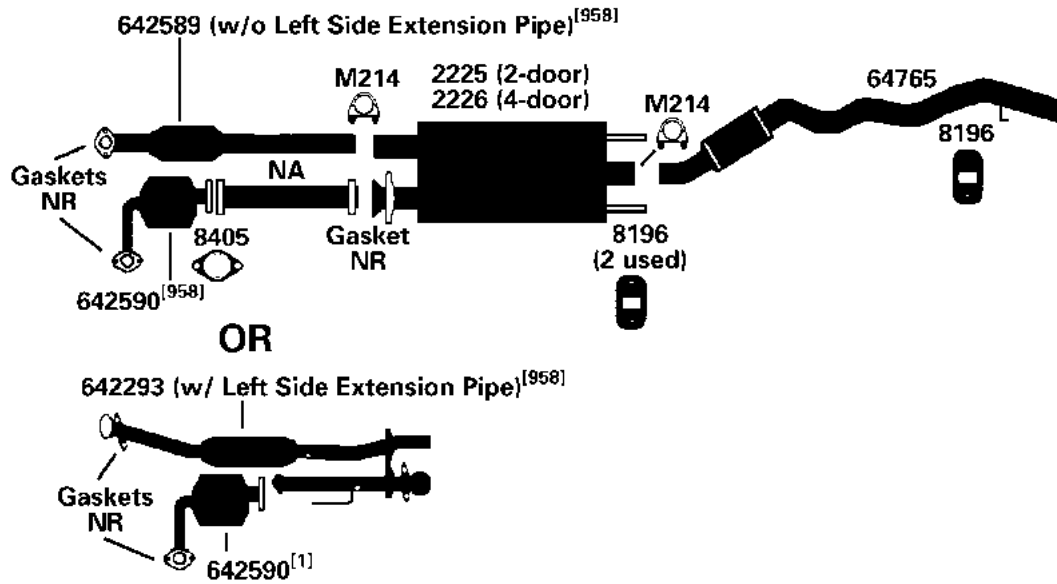
[909] Due to converter design complexity, other alternatives may exist. Check Converter Catalog for other options.

[958] Federal & California Emissions. Not For Sale or Use on vehicles licensed in the state of CA & NY (NY vehicles with CA Emissions). Check with your state authority for details.

[960] California Emissions. Not For Sale or Use on vehicles licensed in the state of CA & NY. Check with your state authority.

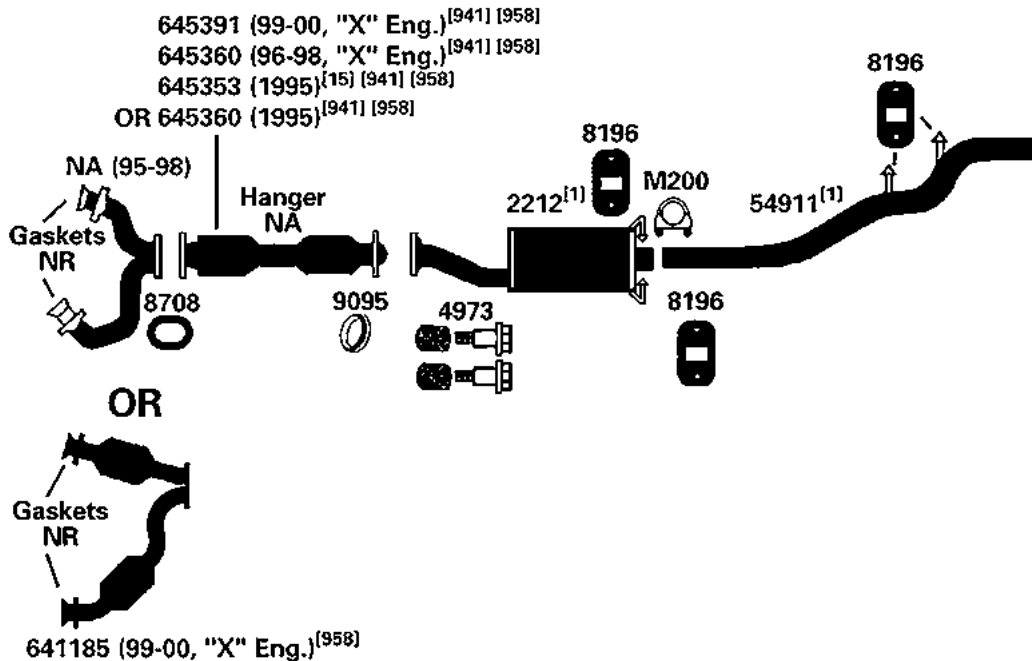
FORD EXPLORER

(100117) 97-00 6 Cyl. Explorer; 4.0L SOHC (Code "E") Engine, 2-Dr. & 4- Dr., (Up to 12/99)



DIRECT FIT MSL/MAXIMUM Muffler... 700299 (2 - Door), 700291 (4 - Door)

(34404) 95-00 6 Cyl. Explorer; 4.0L OHV Engine; 2-Door



DIRECT FIT MSL/MAXIMUM Muffler... 700040, UNIVERSAL FIT MSL/MAXIMUM Muffler... 709013, 709014

NA-Not Available. NR-Not Required. FL-Remove and Re-Use Old Flange. ● Golden Warehouse. O.E.-Original Equipment.

Airtube Kit [4948] may be required to complete installation. EFI-Electronic Fuel Injection.

[1] OE system was a welded assembly. It is recommended that all parts noted [1] should be replaced.

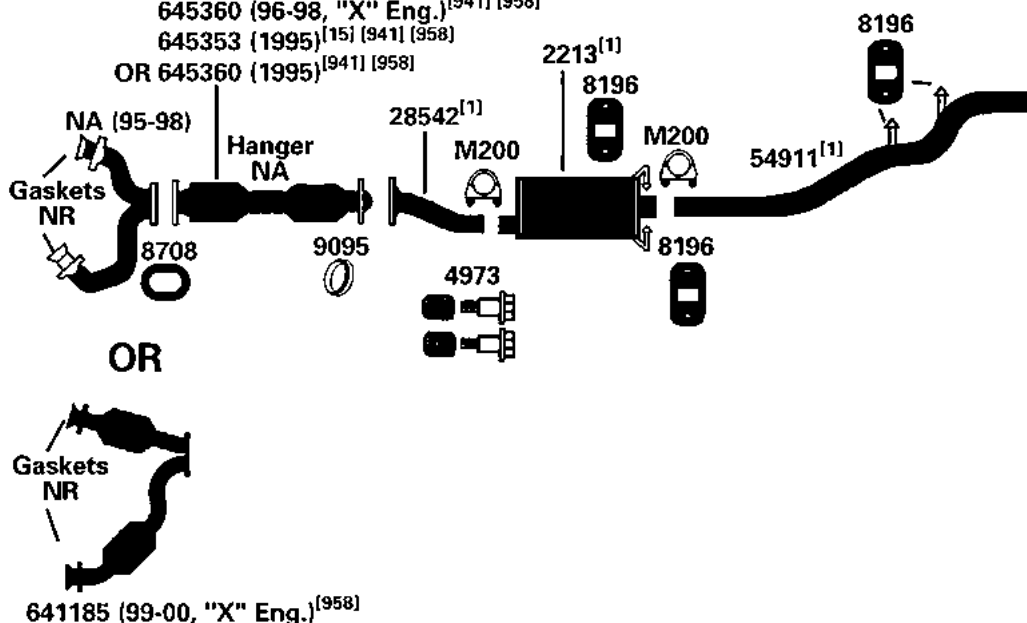
[15] Discontinued, use until inventory is depleted.

[941] Replaces both front and rear converters, Only failed converters may be replaced.

[958] Federal & California Emissions. Not For Sale or Use on vehicles licensed in the state of CA & NY (NY vehicles with CA Emissions). Check with your state authority for details.

95-00 6 Cyl. Explorer; 4.0L OHV Engine; 4-Door
 645391 (99-00, "X" Eng.)^{[941] [958]}
 645360 (96-98, "X" Eng.)^{[941] [958]}
 645353 (1995)^{[15] [941] [958]}
 OR 645360 (1995)^{[941] [958]}

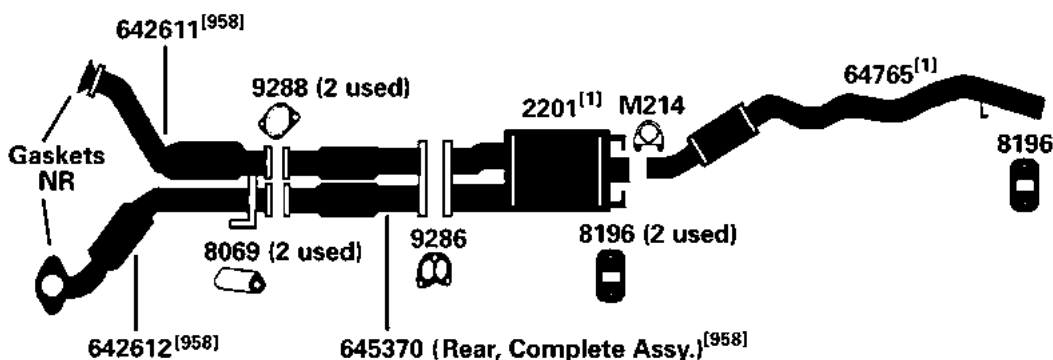
(34403)



DIRECT FIT MSL/MAXIMUM Muffler... 700041, UNIVERSAL FIT MSL/MAXIMUM Muffler... 709013, 709014

96-98 8 Cyl. Explorer; 5.0L Engine, 4-Door, To 01/28/98

(34425)



DIRECT FIT MSL/MAXIMUM Muffler... 700307

NA-Not Available. NR-Not Required. FL-Remove and Re-Use Old Flange. ● Golden Warehouse. O.E.-Original Equipment.

Airtube Kit [4948] may be required to complete installation. EFI-Electronic Fuel Injection.

[1] OE system was a welded assembly. It is recommended that all parts noted [1] should be replaced.

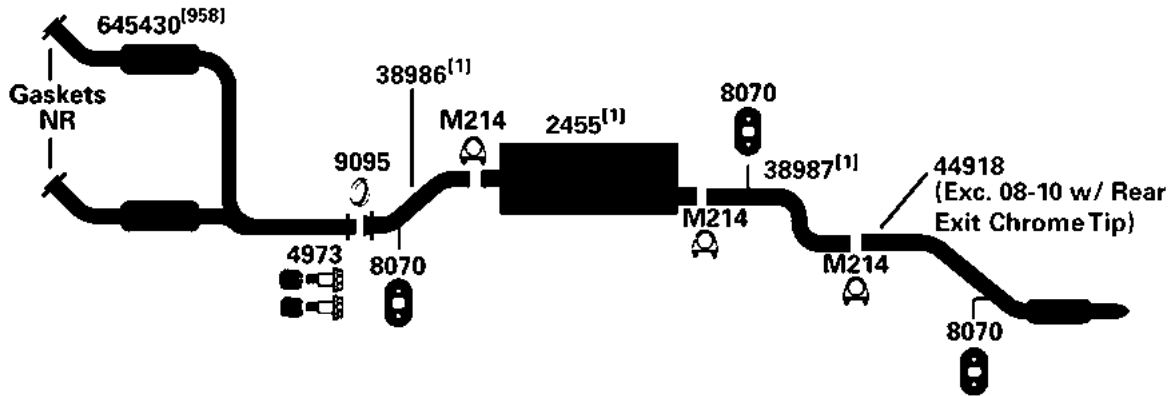
[15] Discontinued, use until inventory is depleted.

[941] Replaces both front and rear converters, Only failed converters may be replaced.

[958] Federal & California Emissions. Not For Sale or Use on vehicles licensed in the state of CA & NY (NY vehicles with CA Emissions). Check with your state authority for details.

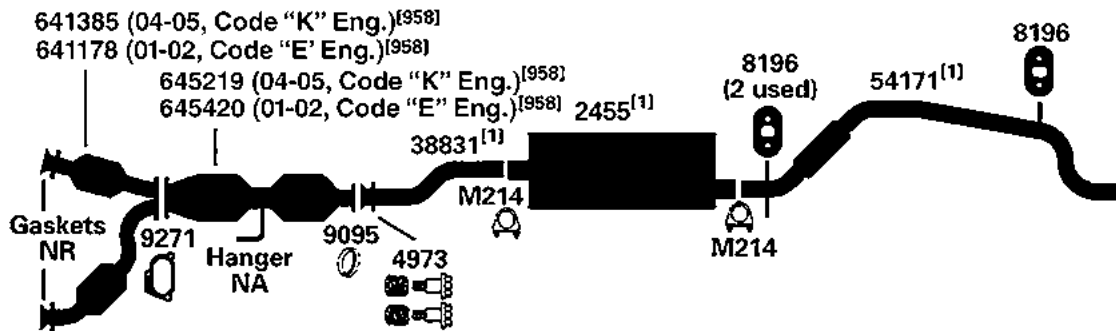
FORD EXPLORER SPORT TRAC

(102115) 07-10 6 Cyl. Explorer Sport Trac; 4.0L SOHC Engine



DIRECT FIT MSL/MAXIMUM Muffler... 700366

(100655) 01-05 6 Cyl. Explorer Sport Trac; 4.0L SOHC Engine



DIRECT FIT MSL/MAXIMUM Muffler... 700366

NA-Not Available. NR-Not Required. FL-Remove and Re-Use Old Flange. ● Golden Warehouse. O.E.-Original Equipment.

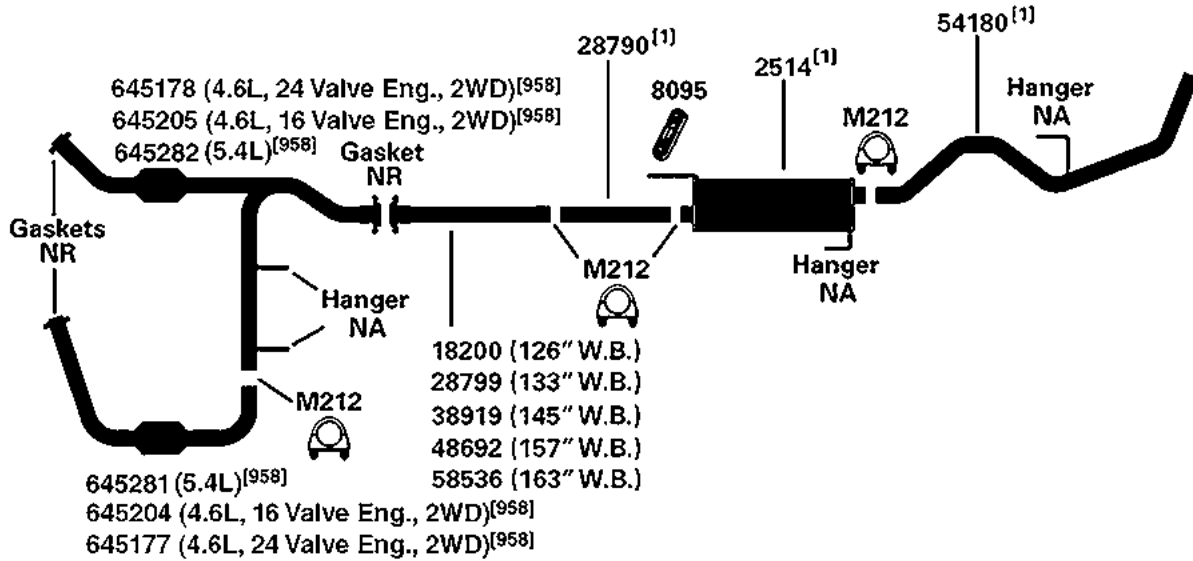
Airtube Kit [4948] may be required to complete installation. EFI-Electronic Fuel Injection.

[1] OE system was a welded assembly. It is recommended that all parts noted [1] should be replaced.

[958] Federal & California Emissions. Not For Sale or Use on vehicles licensed in the state of CA & NY (NY vehicles with CA Emissions). Check with your state authority for details.

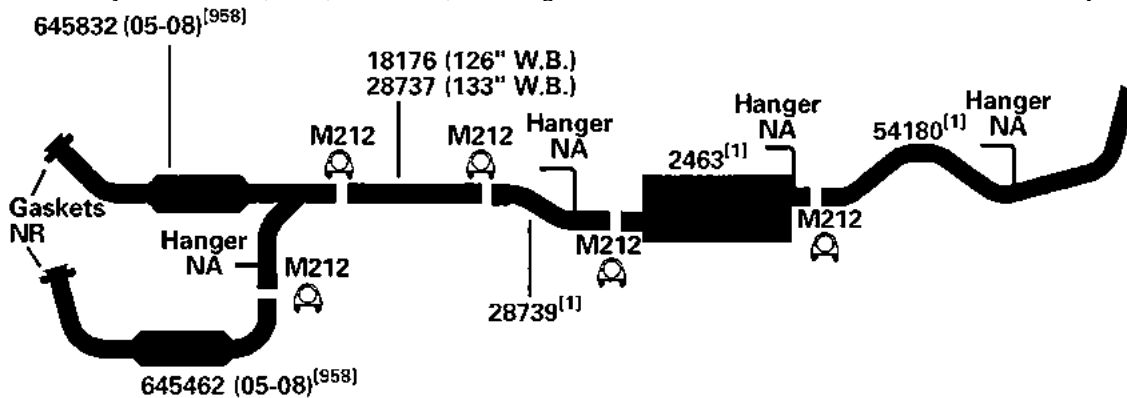
09-10 8 Cyl. F150; 4.6L, 5.4L Engine

(102018)



05-08 6 Cyl. F150; 126", 133" W.B.; 4.2L Engine

(100673)



DIRECT FIT MSL/MAXIMUM Muffler... 700456
DIRECT FIT MSL/MAXIMUM Muffler... 700456

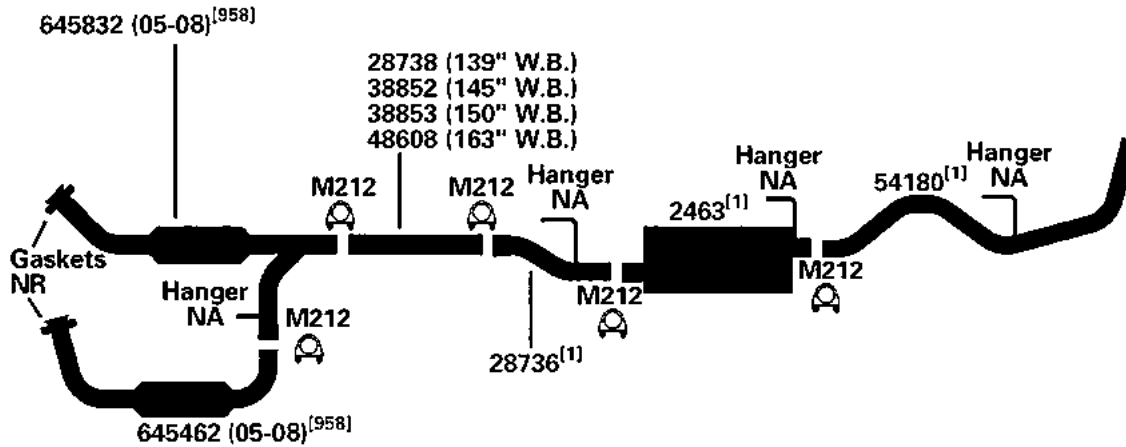
NA-Not Available. NR-Not Required. FL-Remove and Re-Use Old Flange. ● Golden Warehouse. O.E.-Original Equipment.
Airtube Kit [4948] may be required to complete installation. EFI-Electronic Fuel Injection.

[1] OE system was a welded assembly. It is recommended that all parts noted [1] should be replaced.

[958] Federal & California Emissions. Not For Sale or Use on vehicles licensed in the state of CA & NY (NY vehicles with CA Emissions). Check with your state authority for details.

FORD F100/150 SERIES PICKUP

(100672) 05-08 6 Cyl. F150; 139", 145", 150", 163" W.B.; 4.2L Engine



DIRECT FIT MSL/MAXIMUM Muffler... 700456
DIRECT FIT MSL/MAXIMUM Muffler... 700456

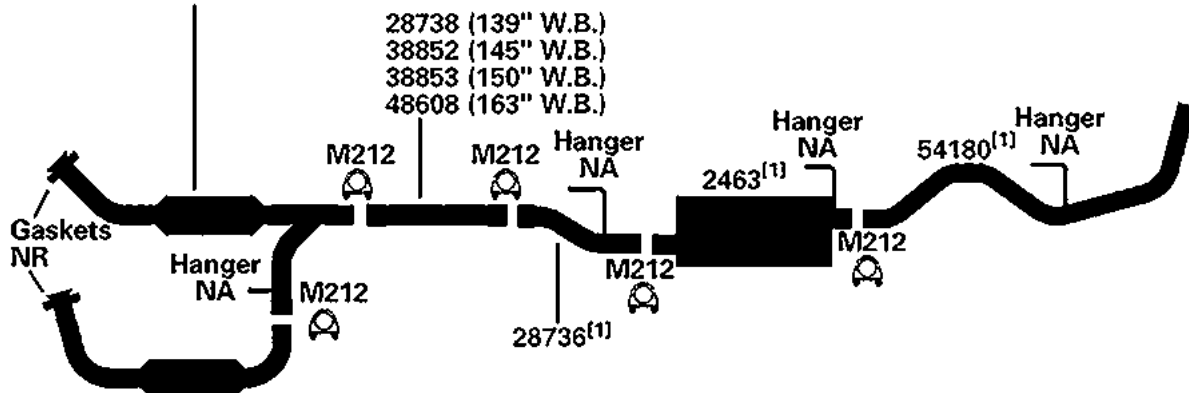
NA-Not Available. NR-Not Required. FL-Remove and Re-Use Old Flange. ● Golden Warehouse. O.E.-Original Equipment.
Airtube Kit [4948] may be required to complete installation. EFI-Electronic Fuel Injection.

[1] OE system was a welded assembly. It is recommended that all parts noted [1] should be replaced.

[958] Federal & California Emissions. Not For Sale or Use on vehicles licensed in the state of CA & NY (NY vehicles with CA Emissions). Check with your state authority for details.

04-08 8 Cyl. F150; 139", 145", 150", 163" W.B.; 4.6L, 5.4L Engine; except Heritage Series (Old Body Style) **(100674)**

645209 (2004, 4.6L, 2WD, w/ 1 Conv.)
 645209 (05-08, 4.6L, 2WD)
 645831 (04-08/08/05, 4.6L, 2WD)
 645201 (06-08, 4.6L, 4WD)
 645216 (04-05, 5.4L 2WD)
 645843 (05-08, 5.4L, 2WD,)
 645829 (5.4L, 4WD)
 645218 (05-08/08/05, 5.4L, w/ 2 Conv., Calif. Emissions, Base Payload)



645208 (2004, 4.6L, 2WD, w/ 1 Conv.)
 645208 (05-08, 4.6L, 2WD)
 645449 (04-08/08/05, 4.6L, 2WD)
 645200 (06-08, 4.6L, 4WD)
 645215 (04-05, 5.4L, 2WD)
 645461 (05-08, 5.4L, 2WD,)
 645471 (5.4L, 4WD)
 645217 (05-08/08/05, 5.4L, w/ 2 Conv., Calif. Emissions, Base Payload)

DIRECT FIT MSL/MAXIMUM Muffler... 700456

NA-Not Available. NR-Not Required. FL-Remove and Re-Use Old Flange. ● Golden Warehouse. O.E.-Original Equipment.
 # Airtube Kit [4948] may be required to complete installation. EFI-Electronic Fuel Injection.

[1] OE system was a welded assembly. It is recommended that all parts noted [1] should be replaced.

[958] Federal & California Emissions. Not For Sale or Use on vehicles licensed in the state of CA & NY (NY vehicles with CA Emissions). Check with your state authority for details.

FORD F100/150 SERIES PICKUP

(100675) 04-08 8 Cyl. F150; 126", 133" W.B.; 4.6L, 5.4L Engine; except Heritage Series (Old Body Style)

645209 (2004, 4.6L, 2WD, w/ 1 Conv.)

645209 (05-08, 4.6L, 2WD)

645831 (04-08/08/05, 4.6L, 2WD)

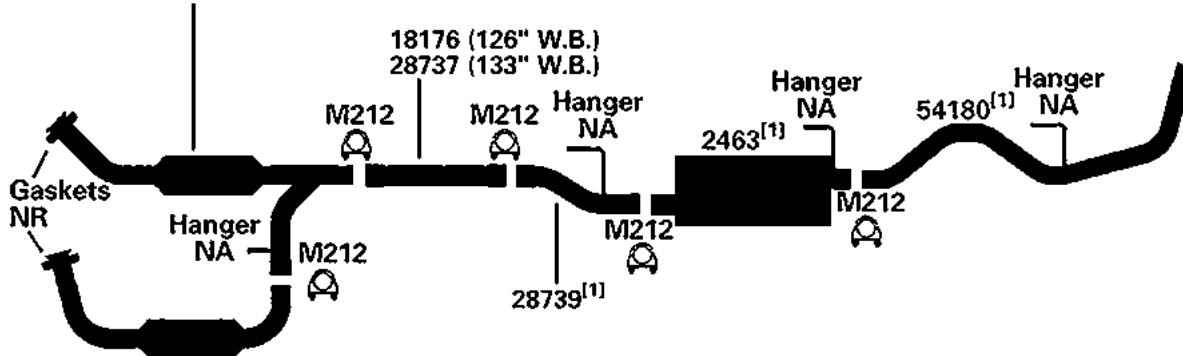
645201 (06-08, 4.6L, 4WD)

645216 (04-05, 5.4L 2WD)

645843 (05-08, 5.4L, 2WD,)

645829 (5.4L, 4WD)

645218 (05-08/08/05, 5.4L, w/ 2 Conv., Calif. Emissions, Base Payload)



645208 (2004, 4.6L, 2WD, w/ 1 Conv.)

645208 (05-08, 4.6L, 2WD)

645449 (04-08/08/05, 4.6L, 2WD)

645200 (06-08, 4.6L, 4WD)

645215 (04-05, 5.4L, 2WD)

645461 (05-08, 5.4L, 2WD,)

645471 (5.4L, 4WD)

645217 (05-08/08/05, 5.4L, w/ 2 Conv., Calif. Emissions, Base Payload)

DIRECT FIT MSL/MAXIMUM Muffler... 700456

NA-Not Available. NR-Not Required. FL-Remove and Re-Use Old Flange. ● Golden Warehouse. O.E.-Original Equipment.

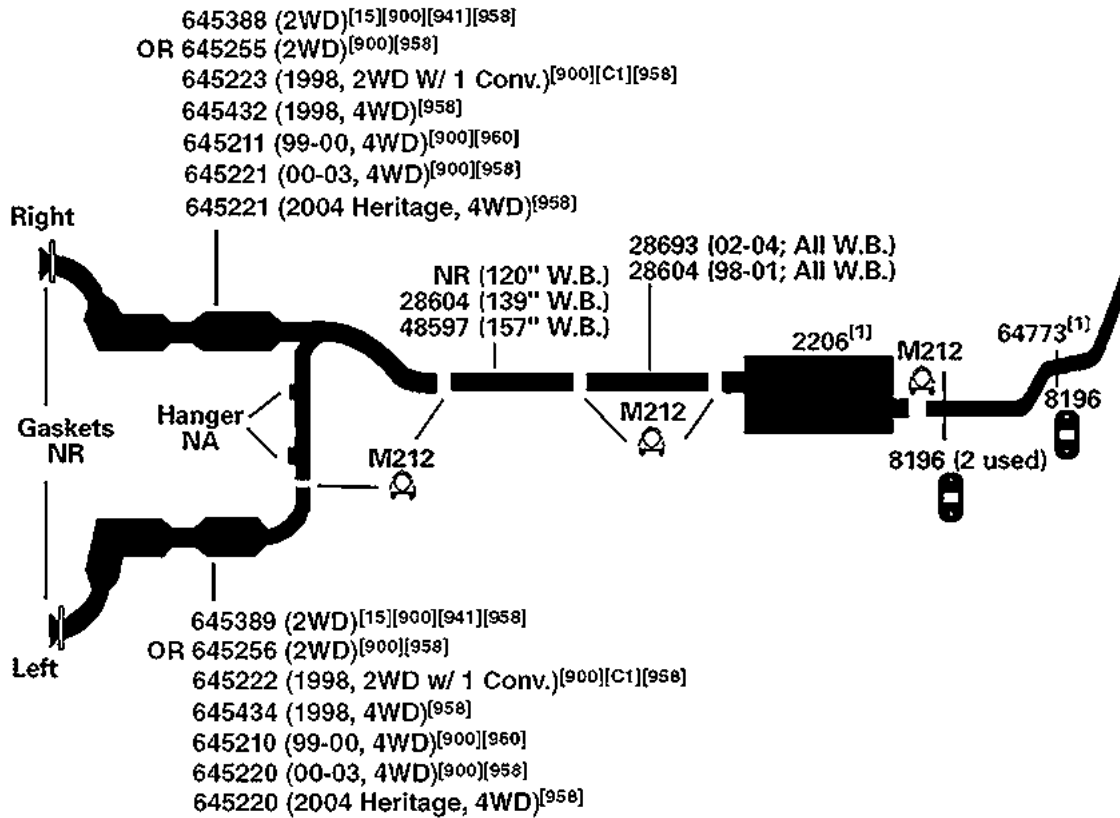
Airtube Kit [4948] may be required to complete installation. EFI-Electronic Fuel Injection.

[1] OE system was a welded assembly. It is recommended that all parts noted [1] should be replaced.

[958] Federal & California Emissions. Not For Sale or Use on vehicles licensed in the state of CA & NY (NY vehicles with CA Emissions). Check with your state authority for details.

2004 6 Cyl. F150 Heritage; 120" & 139" W.B.; 4.2L Engine
98-03 6 Cyl. F150; 120", 139", 157" W.B.; 4.2L Engine

(100276)



^[C1] Combination Front and Rear Converter, 2 to 1 Replacement.
Only Defective Converters May Legally Be Replaced.

DIRECT FIT MSL/MAXIMUM Muffler... 700297

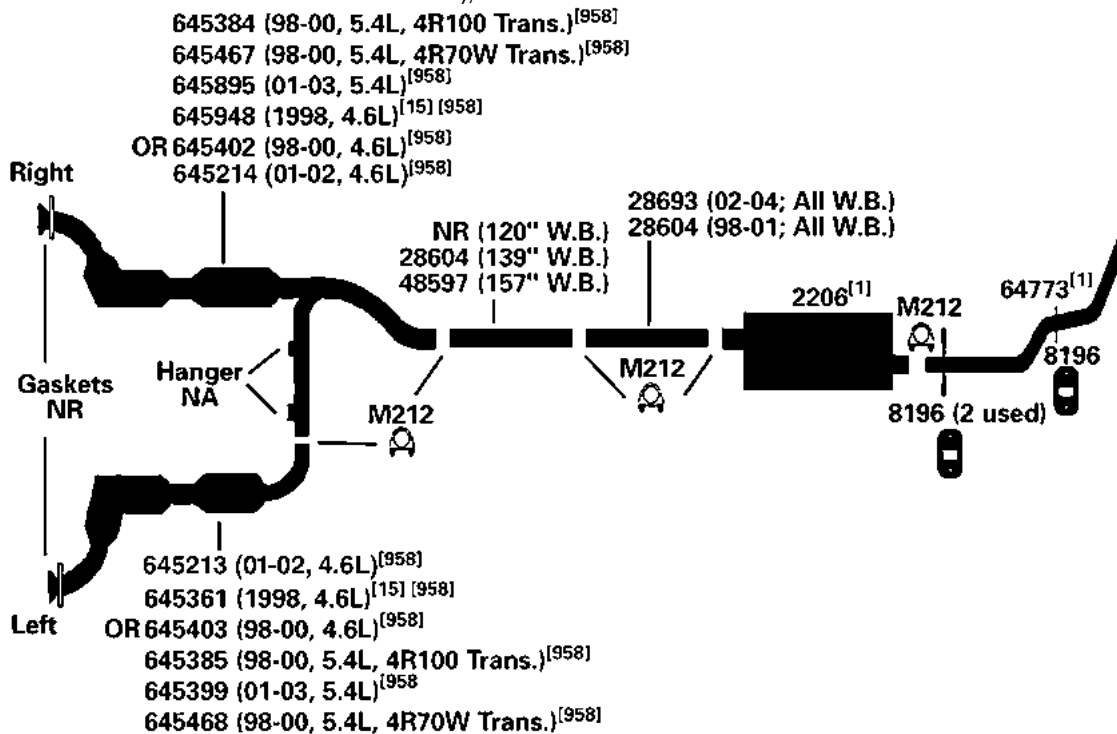
NA-Not Available. NR-Not Required. FL-Remove and Re-Use Old Flange. ● Golden Warehouse. O.E.-Original Equipment.
Airtube Kit [4948] may be required to complete installation. EFI-Electronic Fuel Injection.

- [1] OE system was a welded assembly. It is recommended that all parts noted [1] should be replaced.
- [15] Discontinued, use until inventory is depleted.
- [98] Refer to current Catalytic Converter catalog or Website catalog for availability.
- [900] Direct fit converter may require resizing, cutting or bushing.
- [941] Replaces both front and rear converters, Only failed converters may be replaced.

- [958] Federal & California Emissions. Not For Sale or Use on vehicles licensed in the state of CA & NY (NY vehicles with CA Emissions). Check with your state authority for details.
- [960] California Emissions. Not For Sale or Use on vehicles licensed in the state of CA & NY. Check with your state authority.

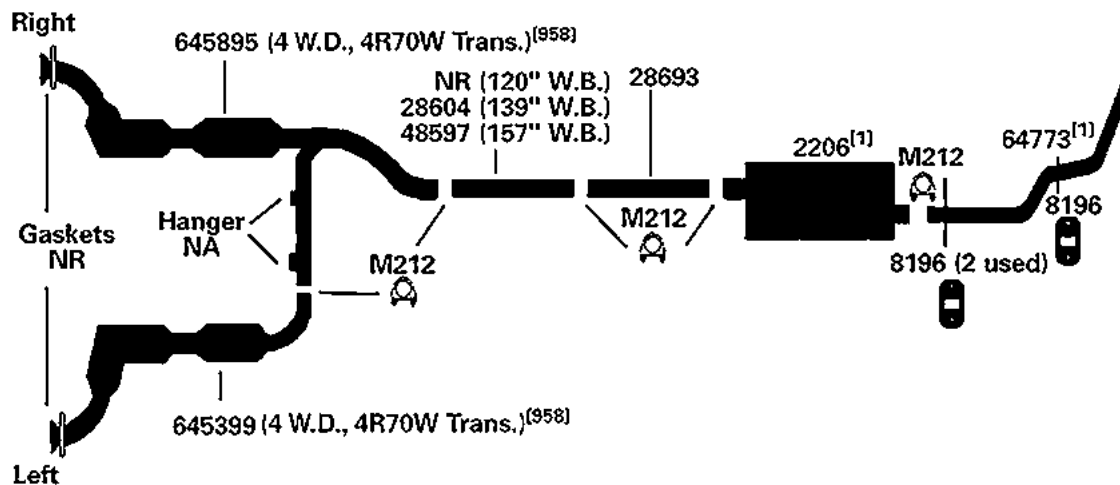
FORD F100/150 SERIES PICKUP

(101830) 2004 8 Cyl. F150 Heritage; 120" & 139" W.B.; 4.6L Engine; 4 W.D.
 98-03 8 Cyl. F150; 120", 139", 157" W.B.; 4.6L, 5.4L Engine, Including Super Crew (139" W.B.); 4 W.D.



DIRECT FIT MSL/MAXIMUM Muffler... 700297

(102683) 2004 8 Cyl. F150 Heritage; 120", 139" & 157" W.B.; 5.4L Engine, 2 W.D. & 4 W.D.; (Exc. Harley-Davidson & Lightning)



DIRECT FIT MSL/MAXIMUM Muffler... 700297

NA-Not Available. NR-Not Required. FL-Remove and Re-Use Old Flange. ● Golden Warehouse. O.E.-Original Equipment.

Airtube Kit [4948] may be required to complete installation. EFI-Electronic Fuel Injection.

[1] OE system was a welded assembly. It is recommended that all parts noted [1] should be replaced.

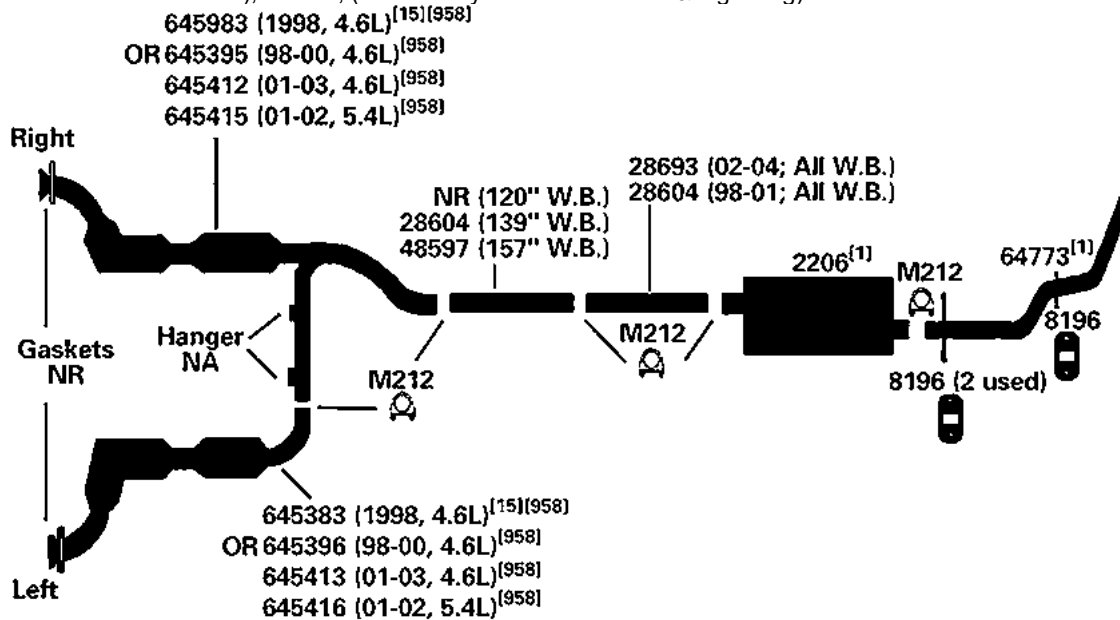
[15] Discontinued, use until inventory is depleted.

[98] Refer to current Catalytic Converter catalog or Website catalog for availability.

[958] Federal & California Emissions. Not For Sale or Use on vehicles licensed in the state of CA & NY (NY vehicles with CA Emissions). Check with your state authority for details.

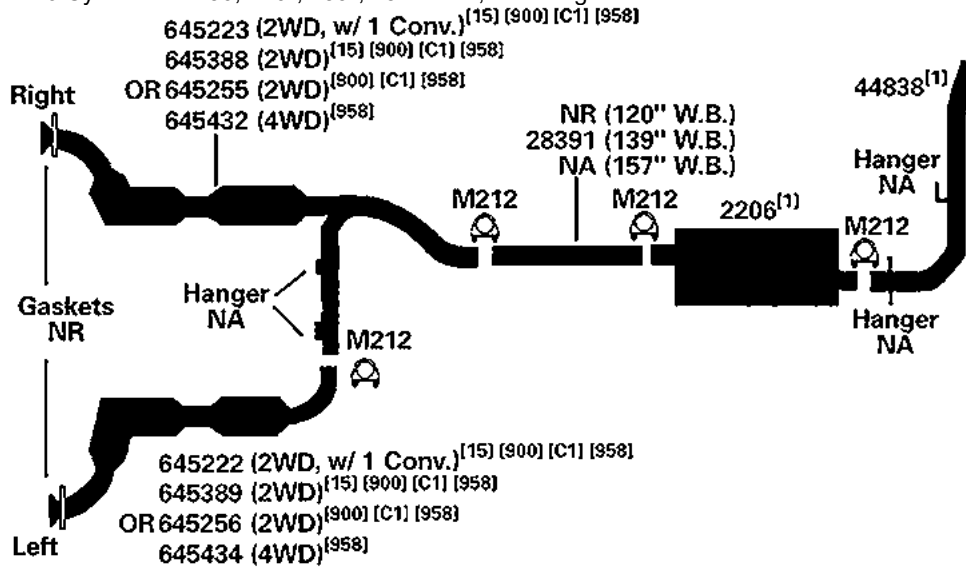
FORD F100/150 SERIES PICKUP

2004 8 Cyl. F150 Heritage; 120" & 139" W.B.; 4.6L Engine; 2 W.D. **(100277)**
98-03 8 Cyl. F150; 120", 139", 157" W.B.; 4.6L, 5.4L Engine, Including Super Crew (139" W.B.); 2 W.D.; (Exc. Harley Davidson-Edition & Lightning)



DIRECT FIT MSL/MAXIMUM Muffler... 700297

1997 6 Cyl. F150; 120", 139", 157" W.B.; 4.2L Engine **(26873)**



[C1] Combination Front and Rear Converter, 2 to 1 Replacement. Only Defective Converters May Legally Be Replaced.

DIRECT FIT MSL/MAXIMUM Muffler... 700297

NA-Not Available. NR-Not Required. FL-Remove and Re-Use Old Flange. ● Golden Warehouse. O.E.-Original Equipment.

Airtube Kit [4948] may be required to complete installation. EFI-Electronic Fuel Injection.

[1] OE system was a welded assembly. It is recommended that all parts noted [1] should be replaced.

[15] Discontinued, use until inventory is depleted.

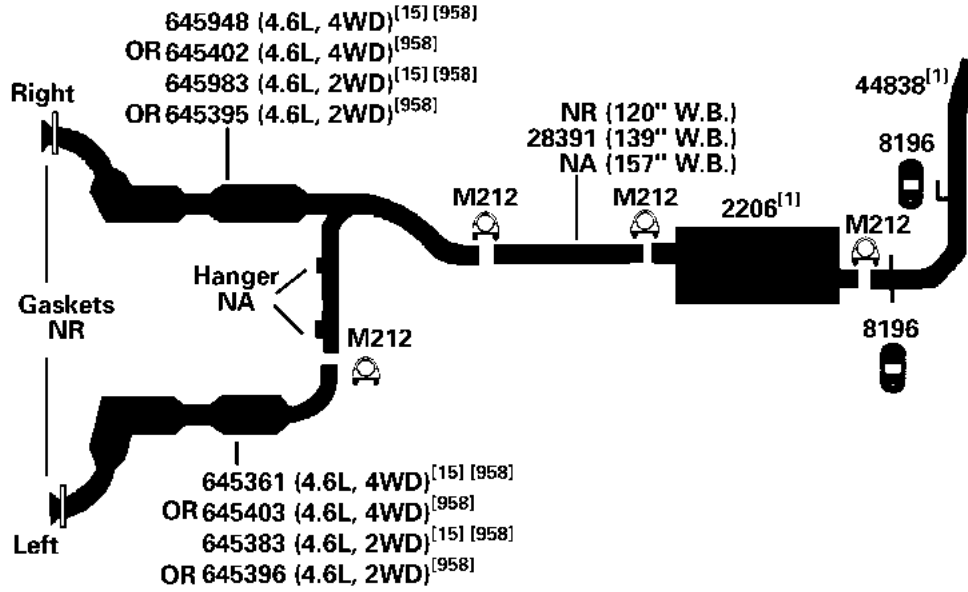
[98] Refer to current Catalytic Converter catalog or Website catalog for availability.

[900] Direct fit converter may require resizing, cutting or bushing.

[958] Federal & California Emissions. Not For Sale or Use on vehicles licensed in the state of CA & NY (NY vehicles with CA Emissions). Check with your state authority for details.

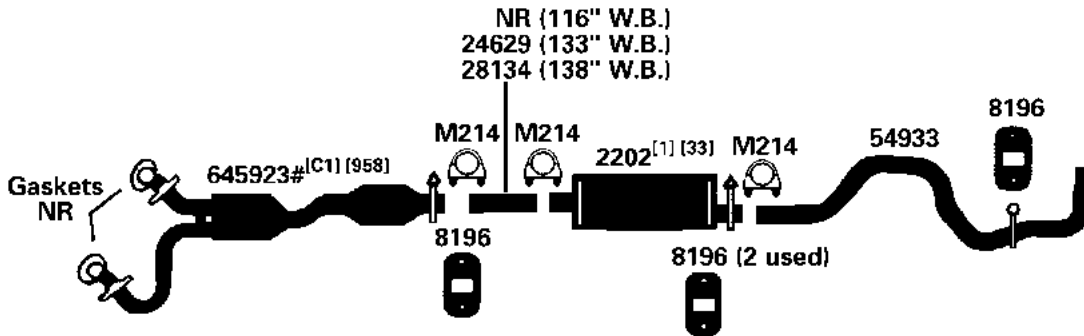
FORD F100/150 SERIES PICKUP

(28032) 1997 8 Cyl. F150; 120", 139", 157" W.B.; 4.6L, 5.4L Pick-up



DIRECT FIT MSL/MAXIMUM Muffler... 700297

(28031) 1996 8 Cyl. F150; 116", 133", 138" W.B.; 5.0L Engine



[C1] Combination Front and Rear Converter, 2 to 1 Replacement.
Only Defective Converters May Legally Be Replaced.

DIRECT FIT MSL/MAXIMUM Muffler... 700356, UNIVERSAL FIT MSL/MAXIMUM Muffler... 709019

NA-Not Available. NR-Not Required. FL-Remove and Re-Use Old Flange. ● Golden Warehouse. O.E.-Original Equipment.
Airtube Kit [4948] may be required to complete installation. EFI-Electronic Fuel Injection.

[1] OE system was a welded assembly. It is recommended that all parts noted [1] should be replaced.

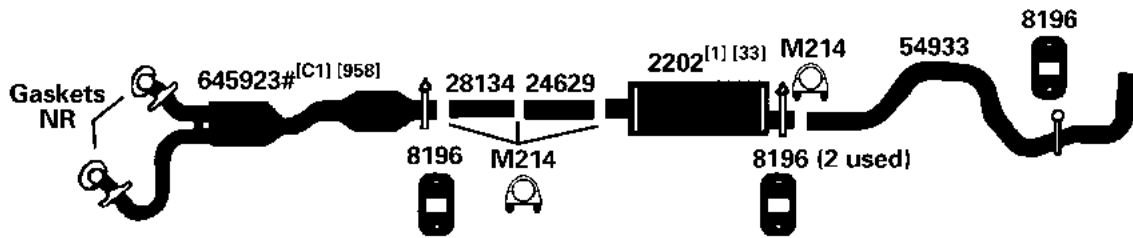
[15] Discontinued, use until inventory is depleted.

[33] Remove and re-use O.E. heat shield.

[958] Federal & California Emissions. Not For Sale or Use on vehicles licensed in the state of CA & NY (NY vehicles with CA Emissions). Check with your state authority for details.

1996 8 Cyl. F150; 155" W.B.; Super Cab; 5.0L Engine

(28030)

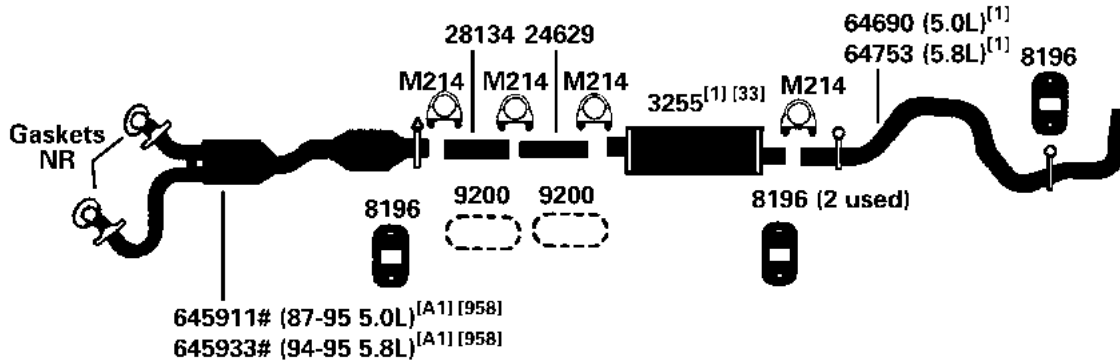


[C1] Combination Front and Rear Converter, 2 to 1 Replacement.
Only Defective Converters May Legally Be Replaced.

DIRECT FIT MSL/MAXIMUM Muffler... 700356, UNIVERSAL FIT MSL/MAXIMUM Muffler... 709019

95-96 8 Cyl. F150 Series 155" W.B.; Super Cab; 5.8L Engine
1995 8 Cyl. F150 Series 155" W.B.; Super Cab; 5.0L Engine

(28029)



[A1] Combination Front and Rear Converter, 2 to 1 Replacement.
Only Defective Converters May Legally Be Replaced.

DIRECT FIT MSL/MAXIMUM Muffler... 6592, UNIVERSAL FIT MSL/MAXIMUM Muffler... 6571, 709019, Silentone DIY Muffler... 5557

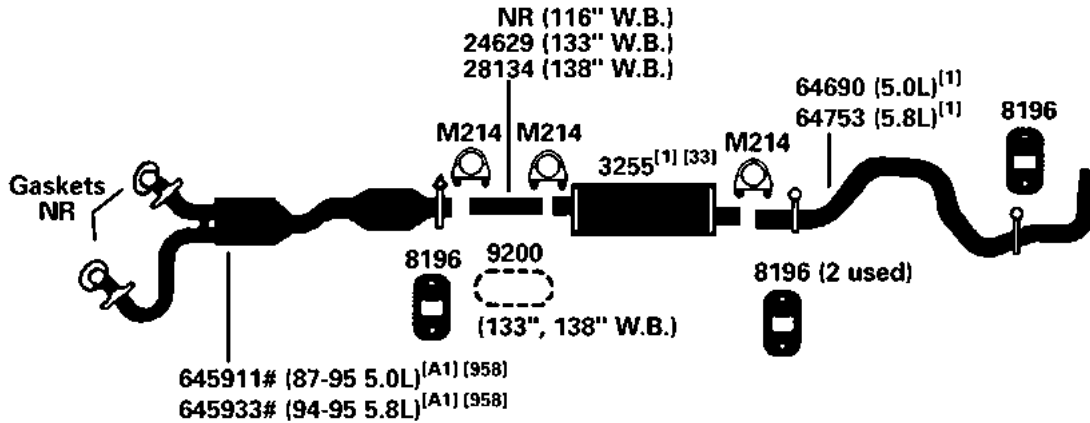
NA-Not Available. NR-Not Required. FL-Remove and Re-Use Old Flange. ● Golden Warehouse. O.E.-Original Equipment.
Airtube Kit [4948] may be required to complete installation. EFI-Electronic Fuel Injection.

- [1] OE system was a welded assembly. It is recommended that all parts noted [1] should be replaced.
[33] Remove and re-use O.E. heat shield.

- [958] Federal & California Emissions. Not For Sale or Use on vehicles licensed in the state of CA & NY (NY vehicles with CA Emissions). Check with your state authority for details.

FORD F100/150 SERIES PICKUP

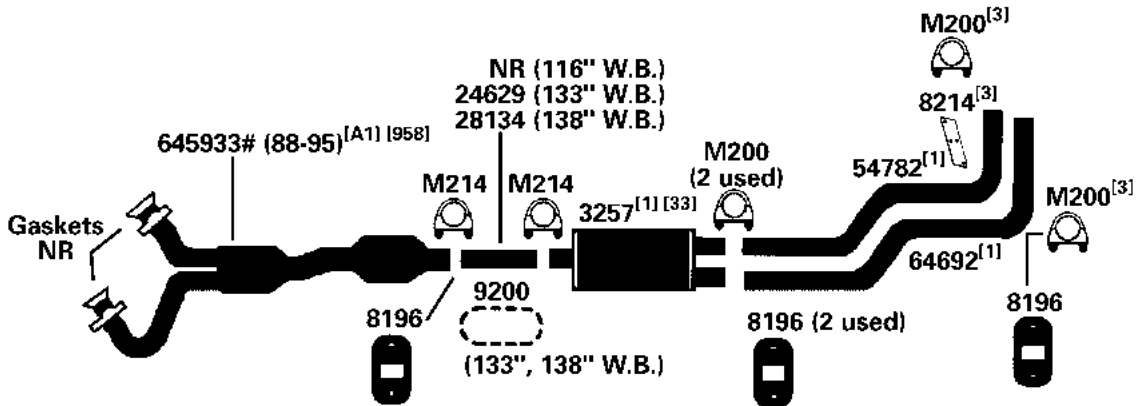
(28028)	95-96	8 Cyl.	F150 Series; 116", 133", 138" W.B.; 5.8L Engine; Styleside
	1995	8 Cyl.	F150 Series; 116", 133", 138" W.B.; 5.0L Engine



[A1] Combination Front and Rear Converter, 2 to 1 Replacement.
Only Defective Converters May Legally Be Replaced.

DIRECT FIT MSL/MAXIMUM Muffler... 6592, UNIVERSAL FIT MSL/MAXIMUM Muffler... 6571, 709019, Silentone DIY Muffler... 5557

(28025)	95-96	8 Cyl.	F150 Series; 116", 138" W.B.; 5.8L Engine, Flareside
---------	-------	--------	--



[A1] Combination Front and Rear Converter, 2 to 1 Replacement.
Only Defective Converters May Legally Be Replaced.

DIRECT FIT MSL/MAXIMUM Muffler... 700099, UNIVERSAL FIT MSL/MAXIMUM Muffler... 6585

NA-Not Available. NR-Not Required. FL-Remove and Re-Use Old Flange. ● Golden Warehouse. O.E.-Original Equipment.
Airtube Kit [4948] may be required to complete installation. EFI-Electronic Fuel Injection.

[1] OE system was a welded assembly. It is recommended that all parts noted [1] should be replaced.

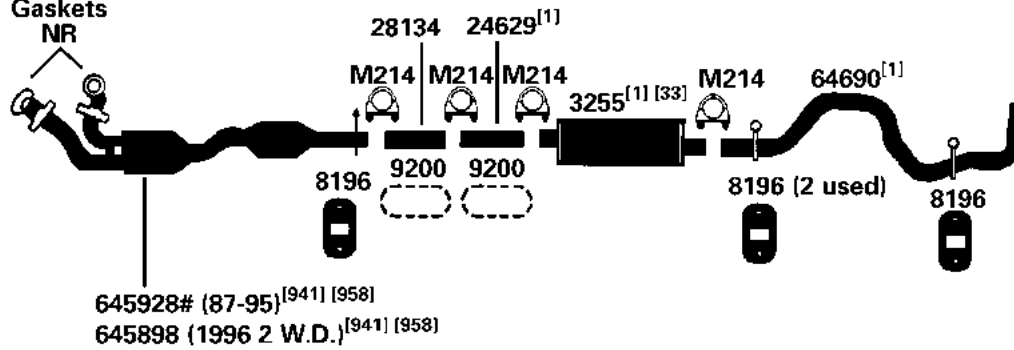
[3] Required for installation.

[33] Remove and re-use O.E. heat shield.

[98] Refer to current Catalytic Converter catalog or Website catalog for availability.
[958] Federal & California Emissions. Not For Sale or Use on vehicles licensed in the state of CA & NY (NY vehicles with CA Emissions). Check with your state authority for details.

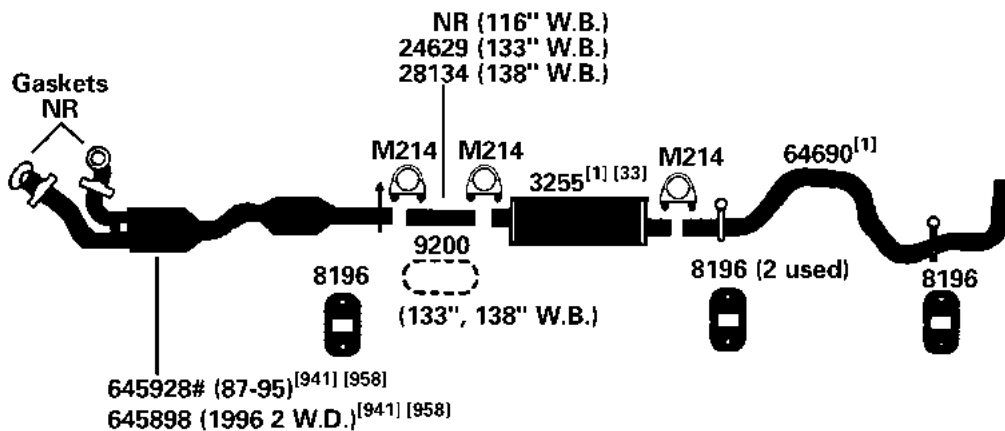
FORD F100/150 SERIES PICKUP

95-96 6 Cyl. F150; 155" W.B.; 4.9L Engine (26872)



DIRECT FIT MSL/MAXIMUM Muffler... 6592, UNIVERSAL FIT MSL/MAXIMUM Muffler... 6571, 709019, Silentone DIY Muffler... 5557

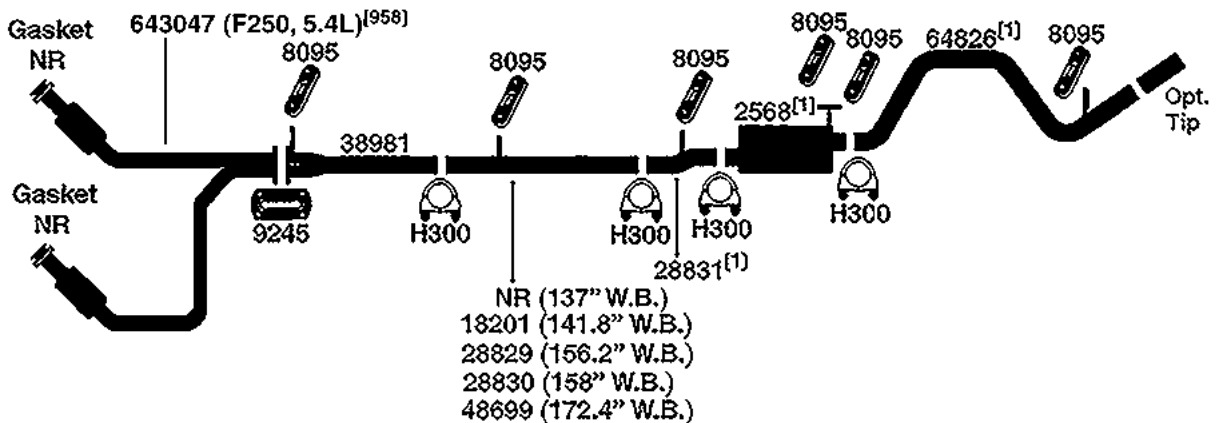
95-96 6 Cyl. F150; 116", 133", 138" W.B.; 4.9L Engine (26871)



DIRECT FIT MSL/MAXIMUM Muffler... 6592, UNIVERSAL FIT MSL/MAXIMUM Muffler... 6571, 709019, Silentone DIY Muffler... 5557

FORD F250 SERIES PICKUP

05-07 8 Cyl. F250 Super Duty; 141.8", 156.2", 158", 172.4" W.B.; 5.4L Engine; Wide Frame; (102126)
except Chassis Cab; 2007 Under 10000 GVW



DIRECT FIT MSL/MAXIMUM Muffler... 700481

NA-Not Available. NR-Not Required. FL-Remove and Re-Use Old Flange. ● Golden Warehouse. O.E.-Original Equipment.

Airtube Kit [4948] may be required to complete installation. EFI-Electronic Fuel Injection.

[1] OE system was a welded assembly. It is recommended that all parts noted [1] should be replaced.

[33] Remove and re-use O.E. heat shield.

[98] Refer to current Catalytic Converter catalog or Website catalog for availability.

[941] Replaces both front and rear converters. Only failed converters may be replaced.

[958] Federal & California Emissions. Not For Sale or Use on vehicles licensed in the state of CA & NY (NY vehicles with CA Emissions). Check with your state authority for details.

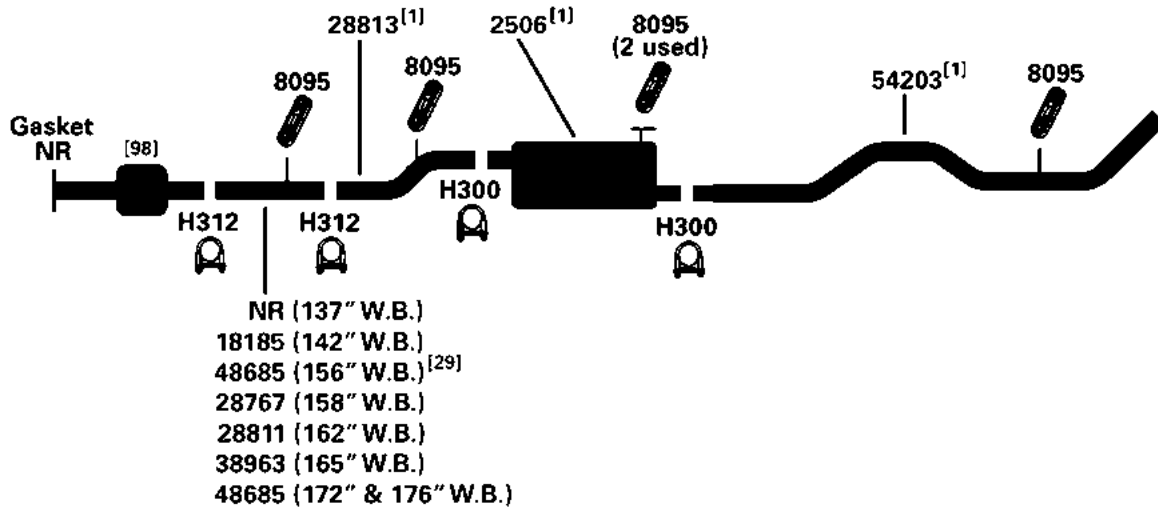
FORD F250 SERIES PICKUP

(102036)

05-07

8 Cyl.

F250 Super Duty; 6.0L Diesel Engine w/ Wide Frame, Exc. Chassis Cab

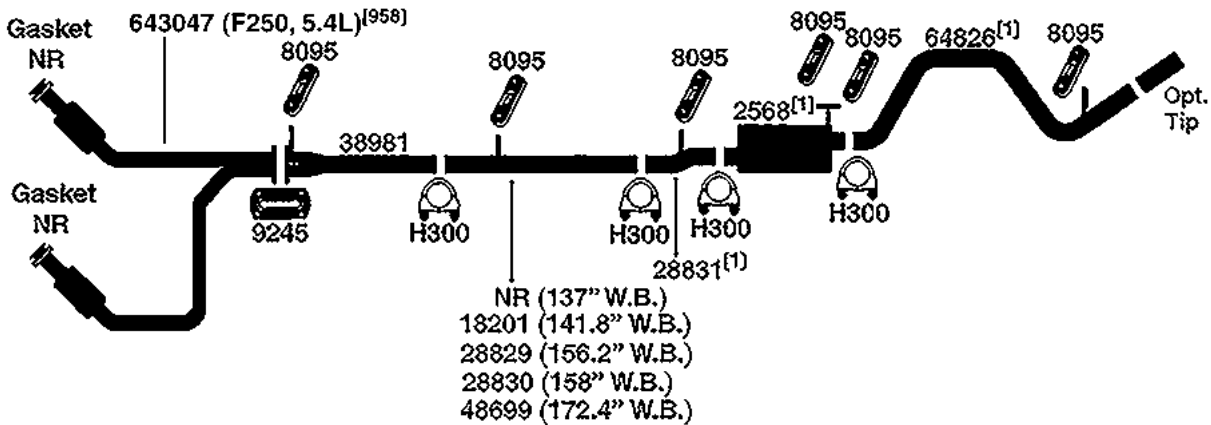


(102126)

05-07

10 Cyl.

F250 Super Duty; 141.8", 156.2", 158", 172.4" W.B.; 6.8L Engine; Wide Frame; except Chassis Cab; 2007 Under 10000 GVW



DIRECT FIT MSL/MAXIMUM Muffler... 700481

NA-Not Available. NR-Not Required. FL-Remove and Re-Use Old Flange. ● Golden Warehouse. O.E.-Original Equipment.

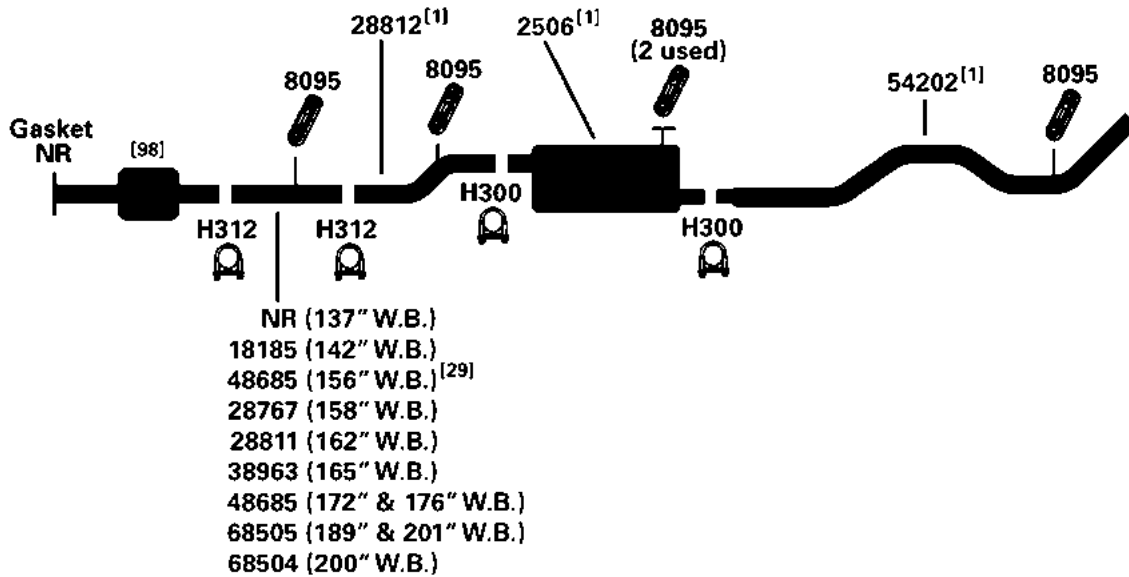
Airtube Kit [4948] may be required to complete installation. EFI-Electronic Fuel Injection.

[1] OE system was a welded assembly. It is recommended that all parts noted [1] should be replaced. [98] Refer to current Catalytic Converter catalog or Website catalog for availability.

[29] Cut as required.

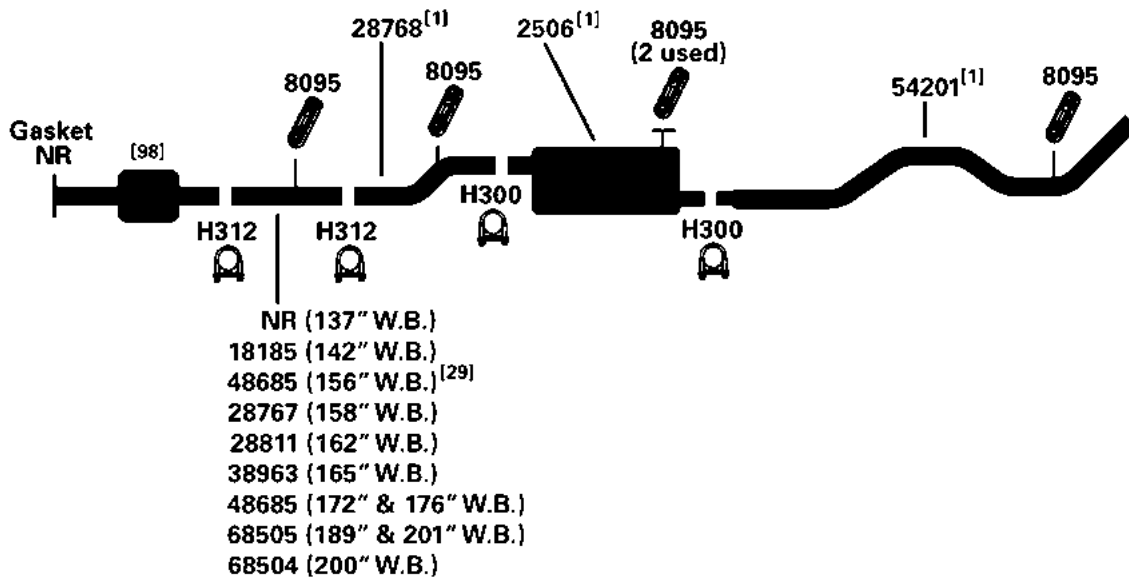
03-07 8 Cyl. F250 Super Duty; 6.0L Diesel Engine; w/ Narrow Frame, Chassis Cab

(102588)



03-04 8 Cyl. F250 Super Duty; 6.0L Diesel Engine w/ Wide Frame, Exc. Chassis Cab

(102031)



NA-Not Available. NR-Not Required. FL-Remove and Re-Use Old Flange. ● Golden Warehouse. O.E.-Original Equipment.


Airtube Kit [4948] may be required to complete installation. EFI-Electronic Fuel Injection.

[1] OE system was a welded assembly. It is recommended that all parts noted [1] should be replaced. [98] Refer to current Catalytic Converter catalog or Website catalog for availability.

[29] Cut as required.

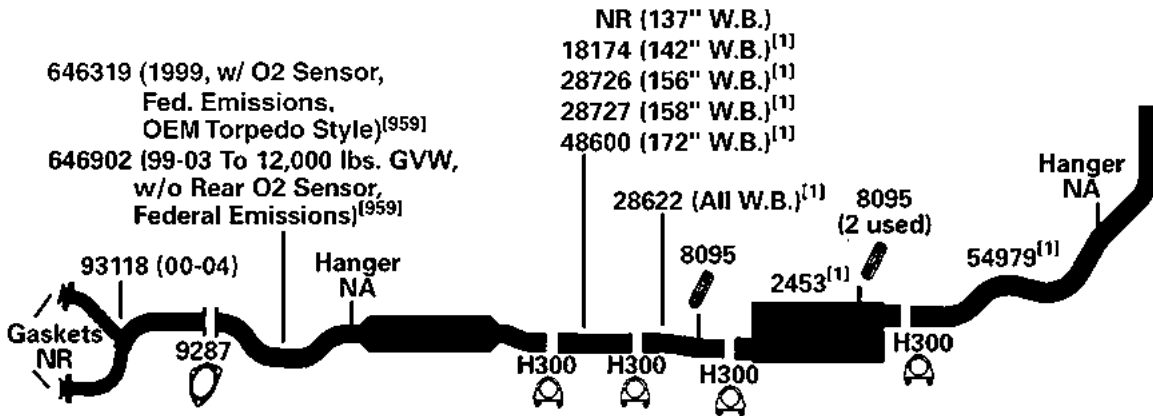
FORD F250 SERIES PICKUP

(100656) 99-04 8 Cyl. F250 Super Duty; 137", 142", 156", 158", 172" W.B.; 5.4L Engine; except Chassis Cab; To 04-01-04



DIRECT FIT MSL/MAXIMUM Muffler... 700367

(100659) 99-04 10 Cyl. F250 Super Duty; 137", 142", 156", 158", 172" W.B.; 6.8L Engine; except Chassis Cab; To 04-01-04



DIRECT FIT MSL/MAXIMUM Muffler... 700367

NA-Not Available. NR-Not Required. FL-Remove and Re-Use Old Flange. ● Golden Warehouse. O.E.-Original Equipment.

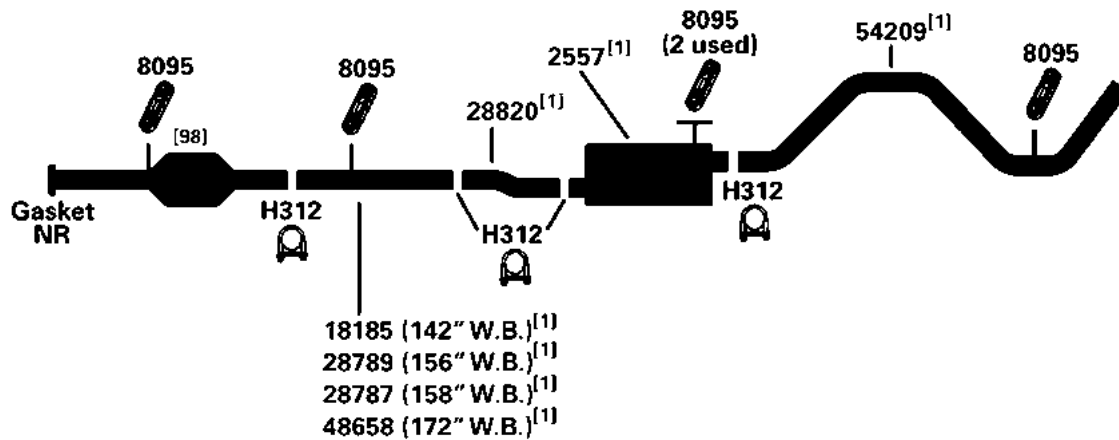
Airtube Kit [4948] may be required to complete installation. EFI-Electronic Fuel Injection.

[1] OE system was a welded assembly. It is recommended that all parts noted [1] should be replaced.

[958] Federal & California Emissions. Not For Sale or Use on vehicles licensed in the state of CA & NY (NY vehicles with CA Emissions). Check with your state authority for details.

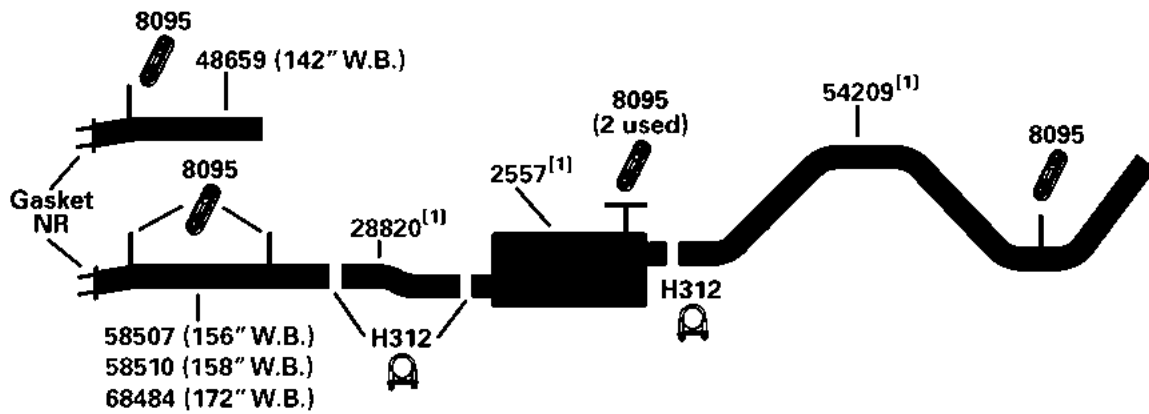
[959] Federal Emissions. Not For Sale or Use on vehicles licensed in the state of CA. Check with your state authority.

01-03 8 Cyl. F250 Super Duty; 7.3L Power-Stroke Diesel w/ Wide Frame, Exc. Chassis Cab, (102026)
w/ Converter



DIRECT FIT MSL/MAXIMUM Muffler... 700483

99-01 8 Cyl. F250 Super Duty; 7.3L Power-Stroke Diesel w/ Wide Frame, Exc. Chassis Cab, (102025)
w/o Converter



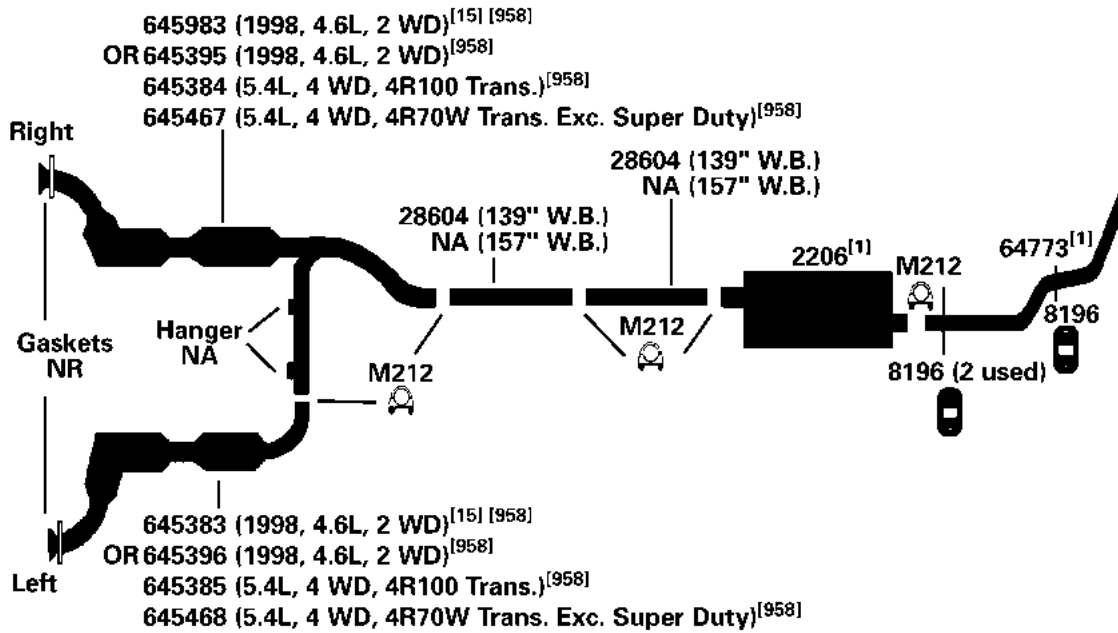
DIRECT FIT MSL/MAXIMUM Muffler... 700483

NA-Not Available. NR-Not Required. FL-Remove and Re-Use Old Flange. ● Golden Warehouse. O.E.-Original Equipment.
Airtube Kit [4948] may be required to complete installation. EFI-Electronic Fuel Injection.

[1] OE system was a welded assembly. It is recommended that all parts noted [1] should be replaced. [98] Refer to current Catalytic Converter catalog or Website catalog for availability.

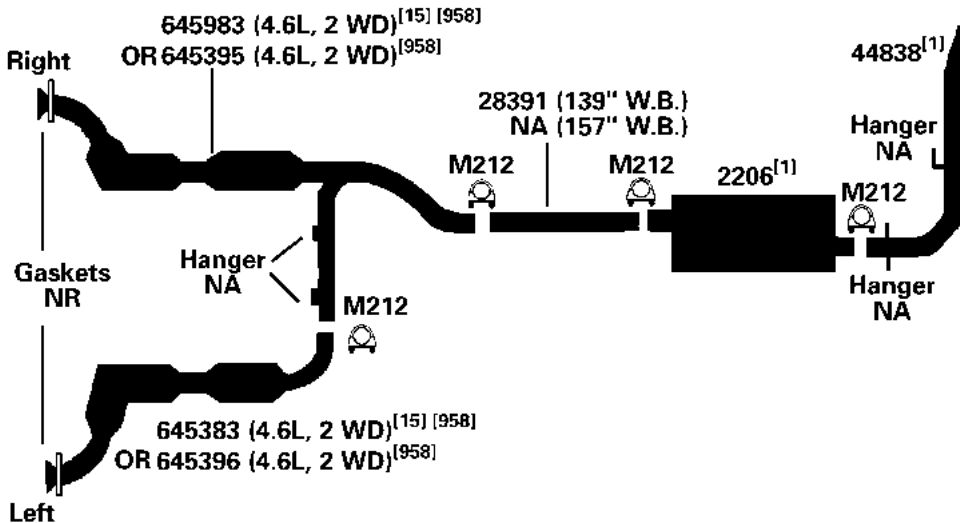
FORD F250 SERIES PICKUP

(100520) 98-99 8 Cyl. F250; 139", 157" W.B.; 4.6L, 5.4L Engine; under 8500 lbs. G.V.W.



DIRECT FIT MSL/MAXIMUM Muffler... 700297

(100521) 1997 8 Cyl. F250; 139", 157" W.B.; 4.6L, 5.4L Engine; under 8500 lbs. G.V.W.



DIRECT FIT MSL/MAXIMUM Muffler... 700297

NA-Not Available. NR-Not Required. FL-Remove and Re-Use Old Flange. ● Golden Warehouse. O.E.-Original Equipment.

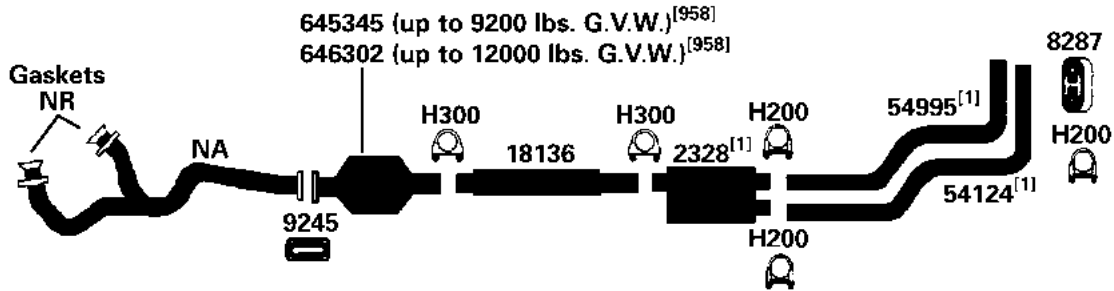
Airtube Kit [4948] may be required to complete installation. EFI-Electronic Fuel Injection.

[1] OE system was a welded assembly. It is recommended that all parts noted [1] should be replaced.

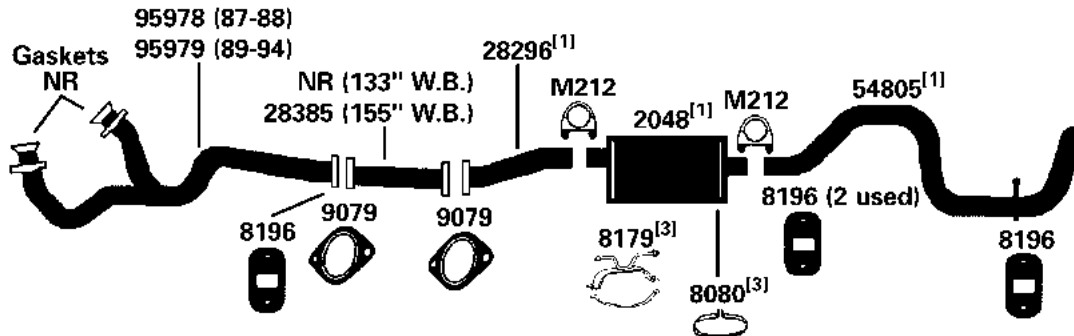
[15] Discontinued, use until inventory is depleted.

[958] Federal & California Emissions. Not For Sale or Use on vehicles licensed in the state of CA & NY (NY vehicles with CA Emissions). Check with your state authority for details.

96-97 8 Cyl. F250; 138" W.B.; 7.5L Engine with Round Muffler **(100522)**

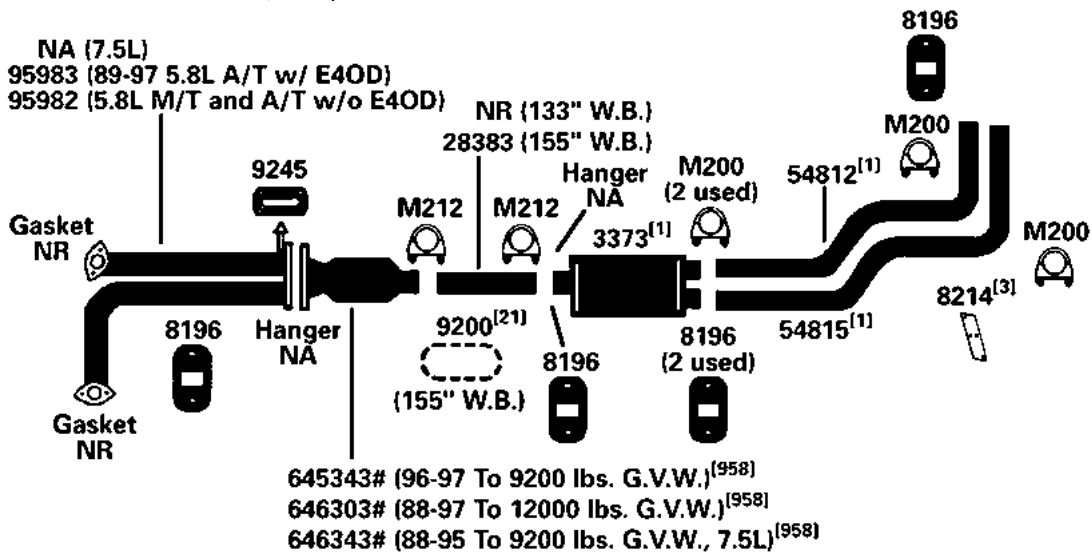


95-97 8 Cyl. F250 Series; 133", 155" W.B. Super Cab; 7.3L Diesel Engine; except Turbo **(28188)**



DIRECT FIT MSL/MAXIMUM Muffler... 700046

95-97 8 Cyl. F250 Series; 133", 155" W.B. Super Cab; 5.8L, 7.5L Engine; over 8500 lbs. G.V.W.; except 93-97 7.5L with Round Muffler **(28194)**



DIRECT FIT MSL/MAXIMUM Muffler... 700270

NA-Not Available. NR-Not Required. FL-Remove and Re-Use Old Flange. ● Golden Warehouse. O.E.-Original Equipment.

Airtube Kit [4948] may be required to complete installation. EFI-Electronic Fuel Injection.

[1] OE system was a welded assembly. It is recommended that all parts noted [1] should be replaced.

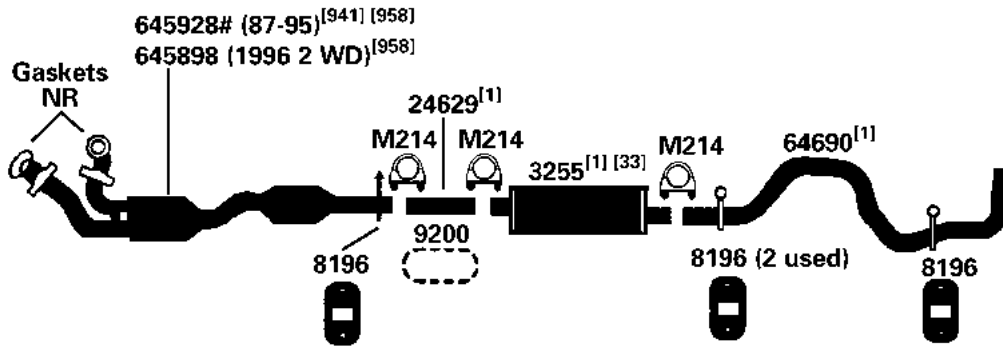
[3] Required for installation.

[21] Must use modified design (label will read 9200*)

[958] Federal & California Emissions. Not For Sale or Use on vehicles licensed in the state of CA & NY (NY vehicles with CA Emissions). Check with your state authority for details.

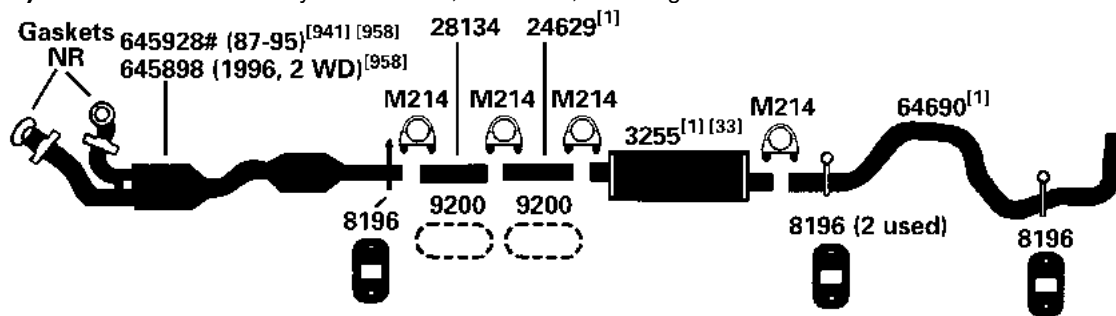
FORD F250 SERIES PICKUP

(27040) 95-96 6 Cyl. F250; 133" W.B.; 4.9L Engine



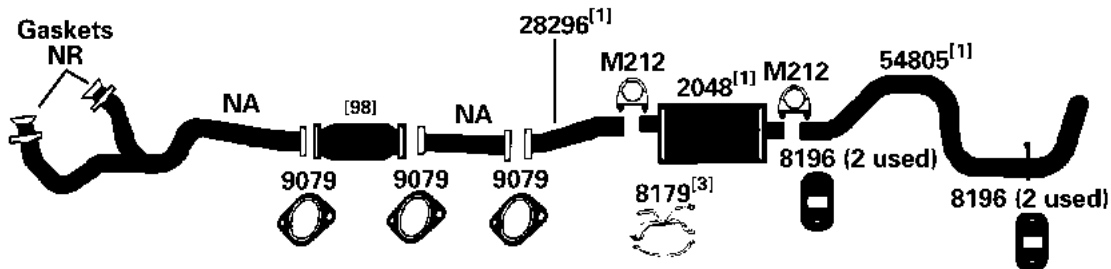
DIRECT FIT MSL/MAXIMUM Muffler... 6592, UNIVERSAL FIT MSL/MAXIMUM Muffler... 6571, 709019, Silentone DIY Muffler... 5557

(27039) 95-96 6 Cyl. F250; 155" W.B.; 4.9L Engine



DIRECT FIT MSL/MAXIMUM Muffler... 6592, UNIVERSAL FIT MSL/MAXIMUM Muffler... 6571, 709019, Silentone DIY Muffler... 5557

(100573) 1996 8 Cyl. F250 Series; 152" W.B. 7.3L Turbo Diesel Engine; 3/4 Ton; 2 W.D.



DIRECT FIT MSL/MAXIMUM Muffler... 700046

NA-Not Available. NR-Not Required. FL-Remove and Re-Use Old Flange. ● Golden Warehouse. O.E.-Original Equipment.

Airtube Kit [4948] may be required to complete installation. EFI-Electronic Fuel Injection.

[1] OE system was a welded assembly. It is recommended that all parts noted [1] should be replaced.

[3] Required for installation.

[33] Remove and re-use O.E. heat shield.

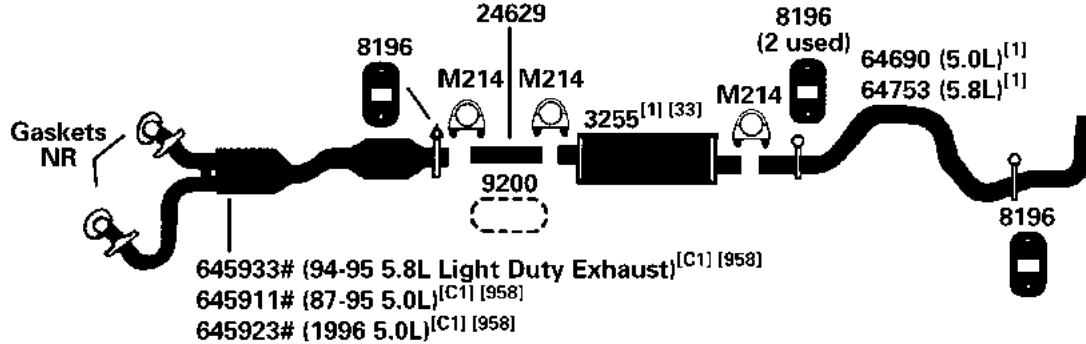
[98] Refer to current Catalytic Converter catalog or Website catalog for availability.
[941] Replaces both front and rear converters. Only failed converters may be replaced.

[958] Federal & California Emissions. Not For Sale or Use on vehicles licensed in the state of CA & NY (NY vehicles with CA Emissions). Check with your state authority for details.

FORD F250 SERIES PICKUP

95-96 8 Cyl. F250 Series; 133"; 5.8L Engine; (To 8500 lbs. G.V.W.)
 95-96 8 Cyl. F250 Series; 133" W.B.; 5.0L Engine

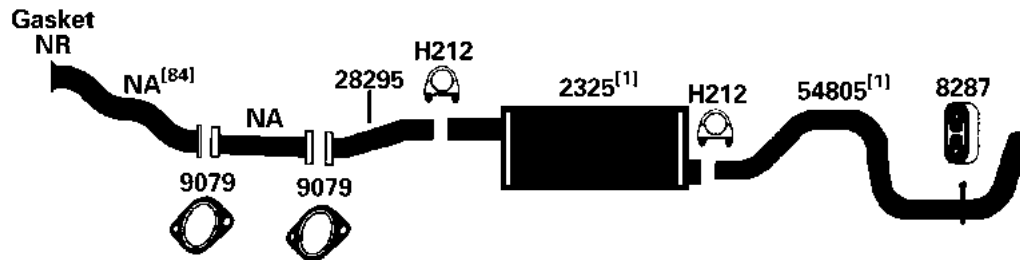
(28178)



[C1] Combination Front and Rear Converter, 2 to 1 Replacement.
 Only Defective Converters May Legally Be Replaced.

DIRECT FIT MSL/MAXIMUM Muffler... 6592, UNIVERSAL FIT MSL/MAXIMUM Muffler... 6571, 709019, Silentone DIY Muffler... 5557

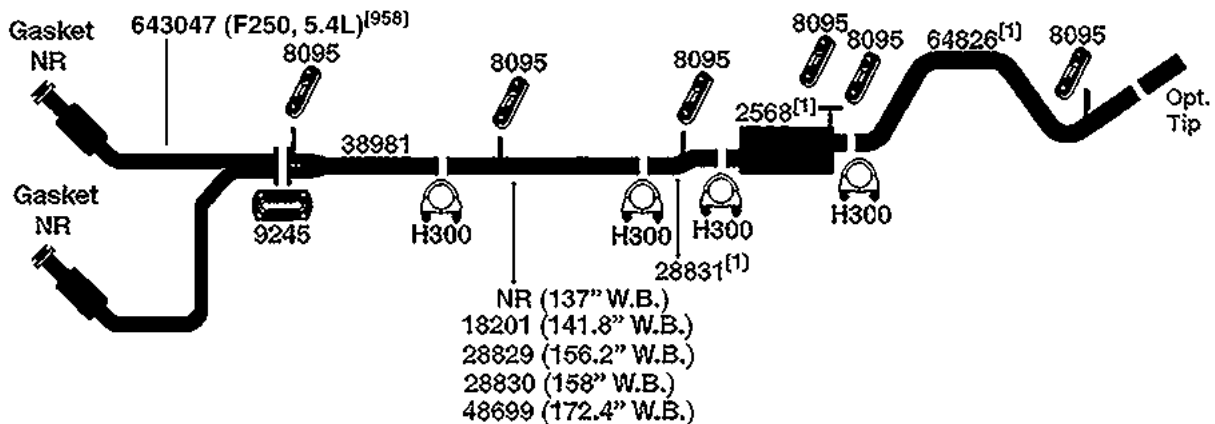
1995 8 Cyl. F250 Series; 133", 155" W.B.; 7.3L Turbo Diesel Engine; 3/4 Ton; (over 8500 lbs. G.V.W.); without Converter (100571)



FORD F350 SERIES PICKUP

05-07 10 Cyl. F350 Super Duty; 141.8", 156.2", 158", 172.4" W.B.; 6.8L Engine; 2WD; Wide Frame; except Chassis Cab; 2007 Under 10000 GVW

(102126)



DIRECT FIT MSL/MAXIMUM Muffler... 700481

NA-Not Available. NR-Not Required. FL-Remove and Re-Use Old Flange. ● Golden Warehouse. O.E.-Original Equipment.
 # Airtube Kit [4948] may be required to complete installation. EFI-Electronic Fuel Injection.

[1] OE system was a welded assembly. It is recommended that all parts noted [1] should be replaced.

[33] Remove and re-use O.E. heat shield.

[84] Remove and re-use original clamp.

[98] Refer to current Catalytic Converter catalog or Website catalog for availability.
 [958] Federal & California Emissions. Not For Sale or Use on vehicles licensed in the state of CA & NY (NY vehicles with CA Emissions). Check with your state authority for details.

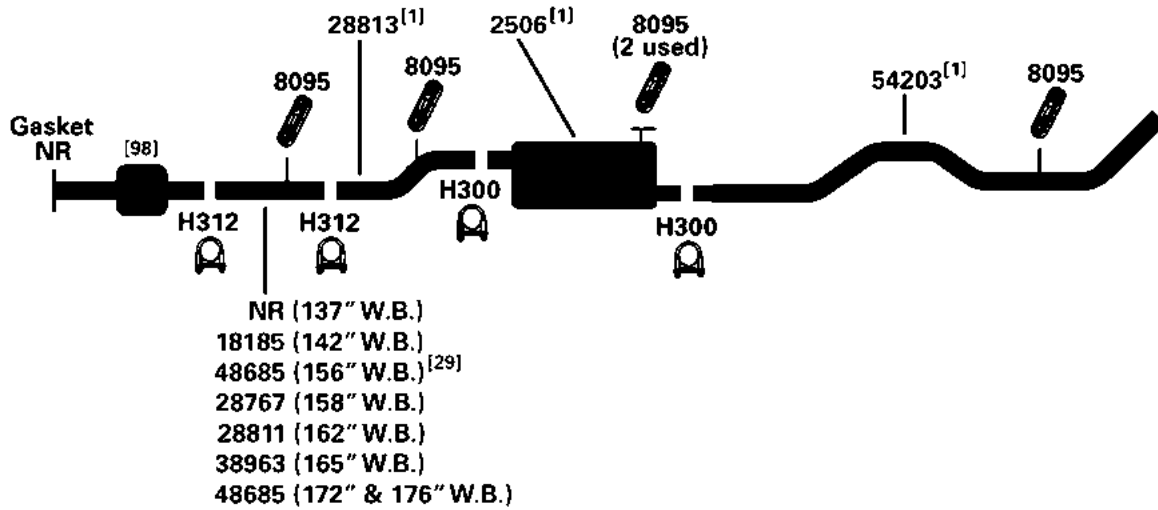
FORD F350 SERIES PICKUP

(102037)

05-07

8 Cyl.

F350 Super Duty; 6.0L Diesel Engine w/ Wide Frame, Exc. Chassis Cab

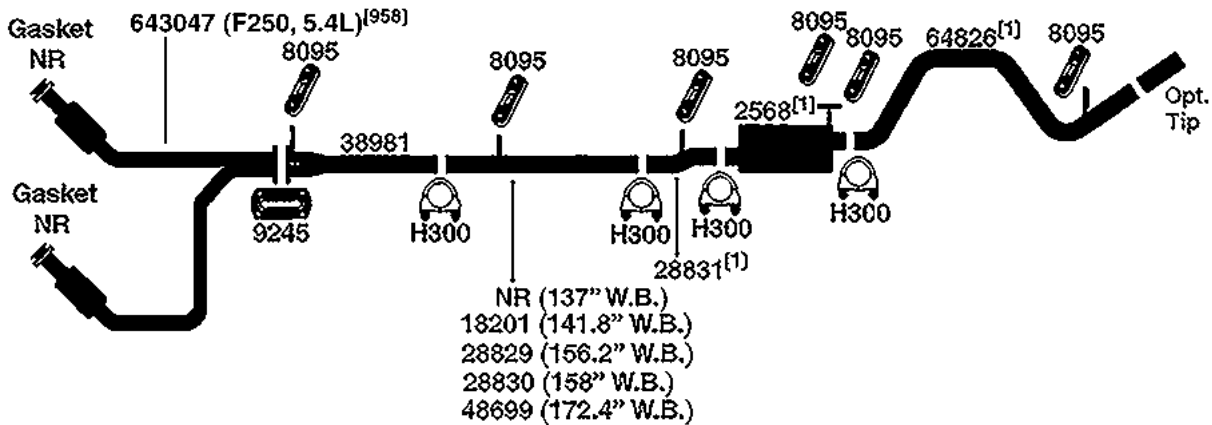


(102126)

05-07

8 Cyl.

F350 Super Duty; 141.8", 156.2", 158", 172.4" W.B.; 5.4L Engine; Wide Frame; except Chassis Cab; 2007 Under 10000 GVW



DIRECT FIT MSL/MAXIMUM Muffler... 700481

NA-Not Available. NR-Not Required. FL-Remove and Re-Use Old Flange. ● Golden Warehouse. O.E.-Original Equipment.

Airtube Kit [4948] may be required to complete installation. EFI-Electronic Fuel Injection.

[1] OE system was a welded assembly. It is recommended that all parts noted [1] should be replaced. [98] Refer to current Catalytic Converter catalog or Website catalog for availability.

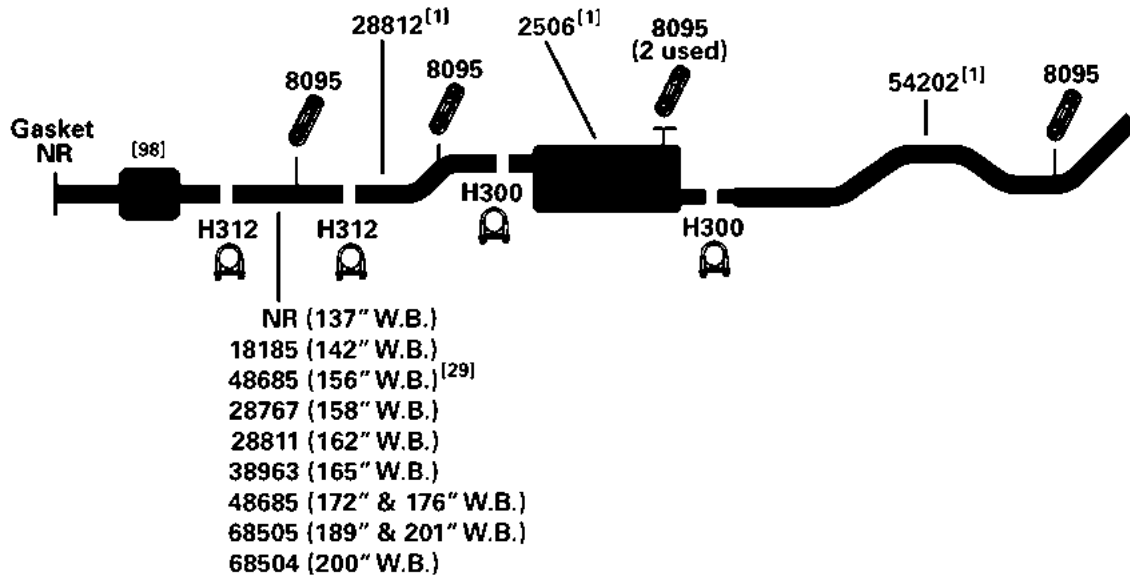
[29] Cut as required.

03-07

8 Cyl.

F350 Super Duty; 6.0L Diesel Engine w/ Narrow Frame, Chassis Cab

(102033)

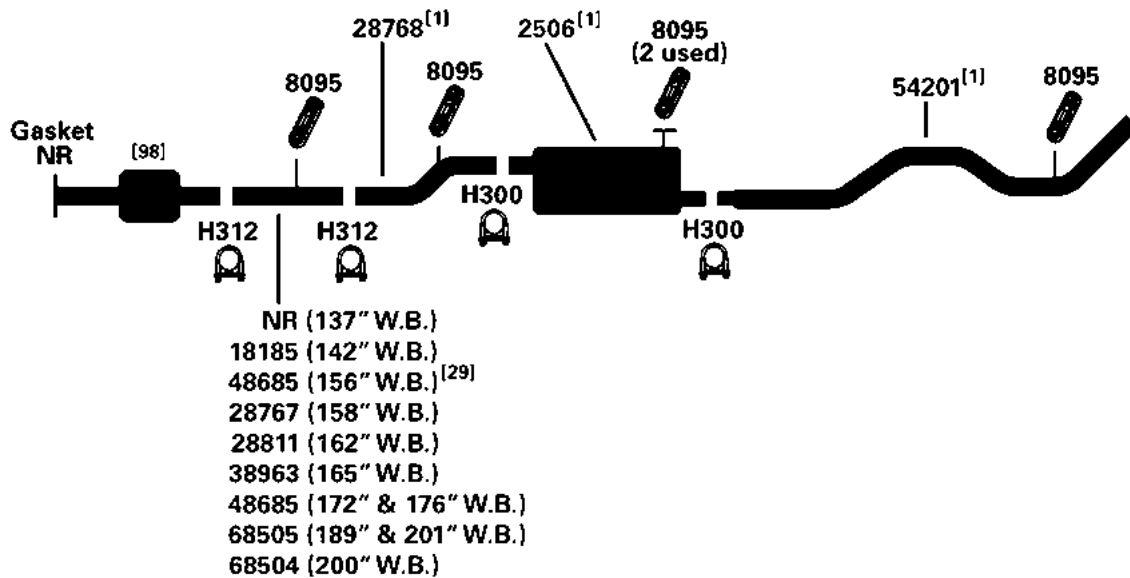


03-04

8 Cyl.

F350 Super Duty; 6.0L Diesel Engine w/ Wide Frame, Exc. Chassis Cab

(102032)



NA-Not Available. NR-Not Required. FL-Remove and Re-Use Old Flange. ● Golden Warehouse. O.E.-Original Equipment.

Airtube Kit [4948] may be required to complete installation. EFI-Electronic Fuel Injection.

[1] OE system was a welded assembly. It is recommended that all parts noted [1] should be replaced. [98] Refer to current Catalytic Converter catalog or Website catalog for availability.

[29] Cut as required.

(100658)	99-04	8 Cyl.	F350 Super Duty; 137", 142", 156", 158", 172" W.B.; 5.4L Engine; except Chassis Cab; To 04-01-04
-----------------	--------------	--------	--



646902 (99-03 To 12,000 lbs. GVW, w/o O2 Sensor, Federal Emissions) ^[959]	NR (137" W.B.)
646312 (1999 To 12,000 lbs. GVW, w/ O2 Sensor) ^[958]	18174 (142" W.B.) ^[1]
646901 (1999 To 12,000 lbs. GVW, w/o O2 Sensor) ^[958]	28726 (156" W.B.) ^[1]
646319 (1999, w/ O2 Sensor, Fed. Emissions, OEM Torpedo Style) ^[959]	28727 (158" W.B.) ^[1]
	48600 (172" W.B.) ^[1]
	28622 (All W.B.) ^[1]

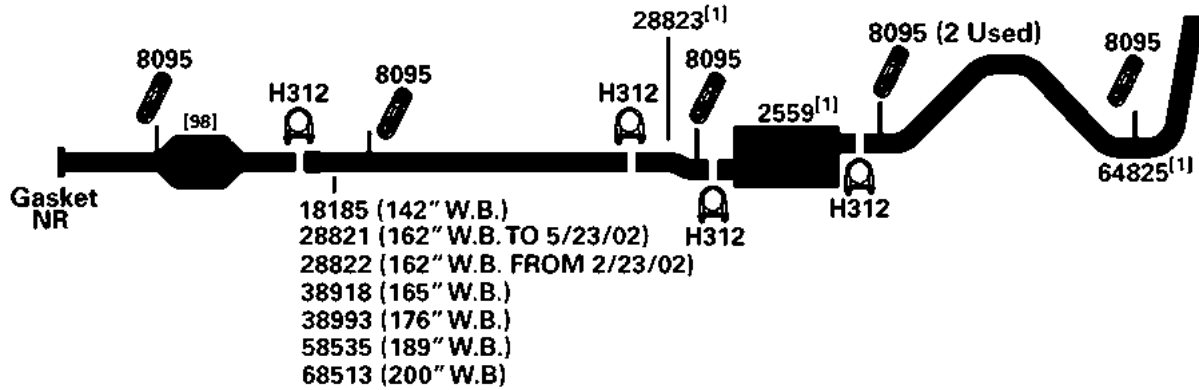


Airtube Kit [4948] may be required to complete installation. EFI-Electronic Fuel Injection.

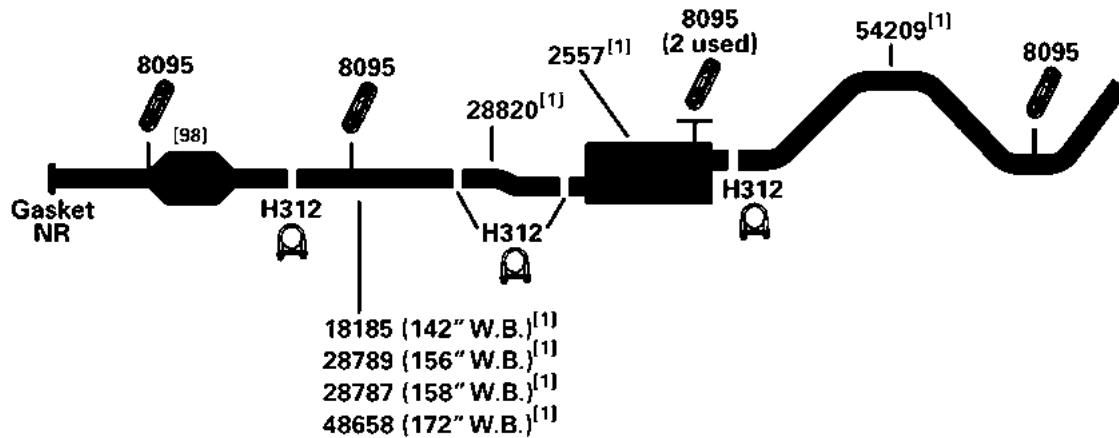
[959] Federal Emissions. Not For Sale or Use on vehicles licensed in the state of CA.
Check with your state authority.

[958] Federal & California Emissions. Not For Sale or Use on vehicles licensed in the state of CA & NY (NY vehicles with CA Emissions). Check with your state authority for details.

01-03 8 Cyl. F350 Super Duty; 142", 162", 165", 176", 189", 200" W.B.; 7.3L Power-Stroke Diesel Engine; Chassis Cab; Narrow Frame; w/ Converter **(102111)**



01-03 8 Cyl. F350 Super Duty; 7.3L Power-Stroke Diesel w/ Wide Frame, Exc. Chassis Cab, w/ Converter **(102028)**



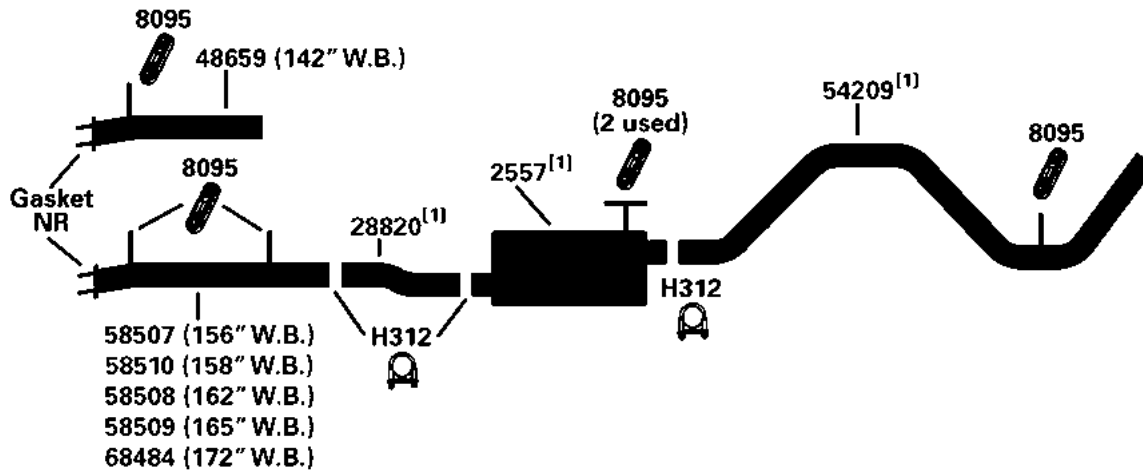
DIRECT FIT MSL/MAXIMUM Muffler... 700483

NA-Not Available. NR-Not Required. FL-Remove and Re-Use Old Flange. ● Golden Warehouse. O.E.-Original Equipment.
 # Airtube Kit [4948] may be required to complete installation. EFI-Electronic Fuel Injection.

[1] OE system was a welded assembly. It is recommended that all parts noted [1] should be replaced. [98] Refer to current Catalytic Converter catalog or Website catalog for availability.

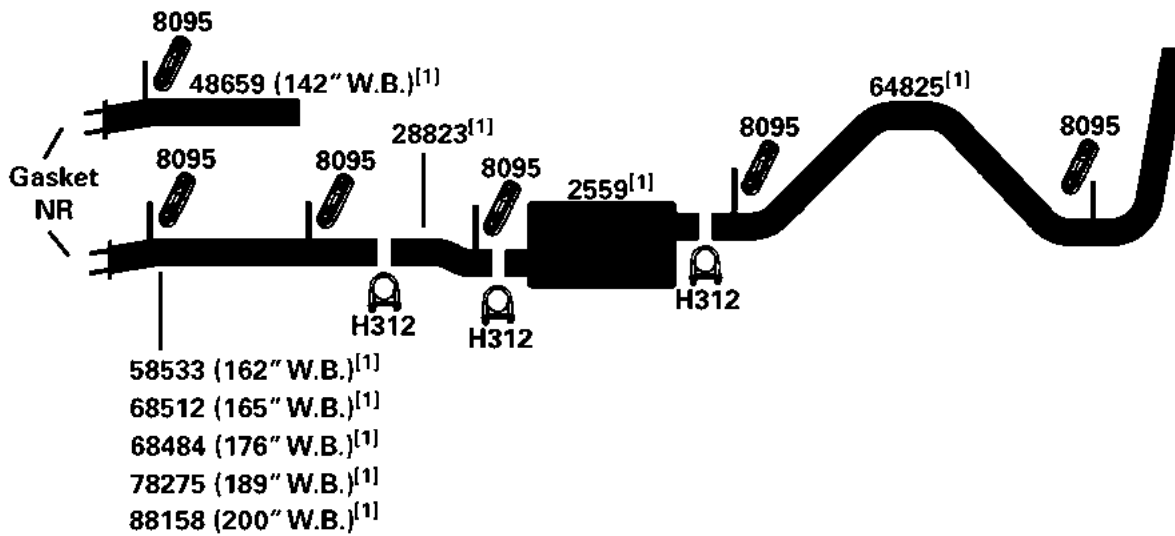
FORD F350 SERIES PICKUP

(102027) 99-01 8 Cyl. F350 Super Duty; 7.3L Power-Stroke Diesel w/ Wide Frame, Exc. Chassis Cab, w/o Converter



DIRECT FIT MSL/MAXIMUM Muffler... 700483

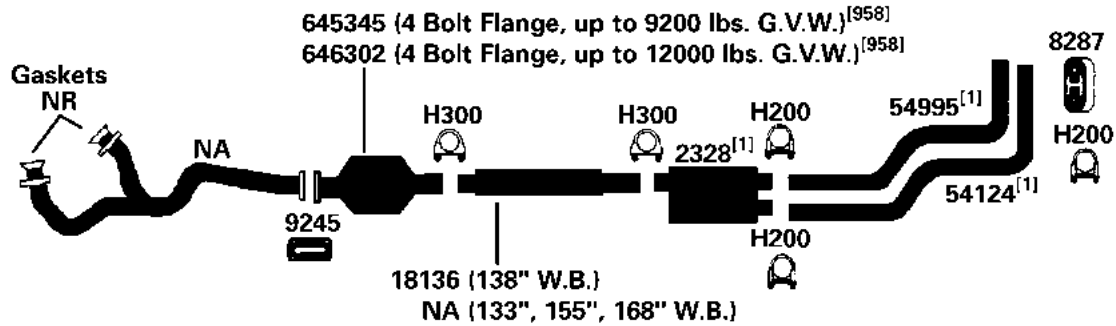
(102107) 99-01 8 Cyl. F350 Super Duty; 142", 162", 165", 176", 189", 200" W.B.; 7.3L Power-Stroke Diesel Engine; Chassis Cab; Narrow Frame; w/o Converter



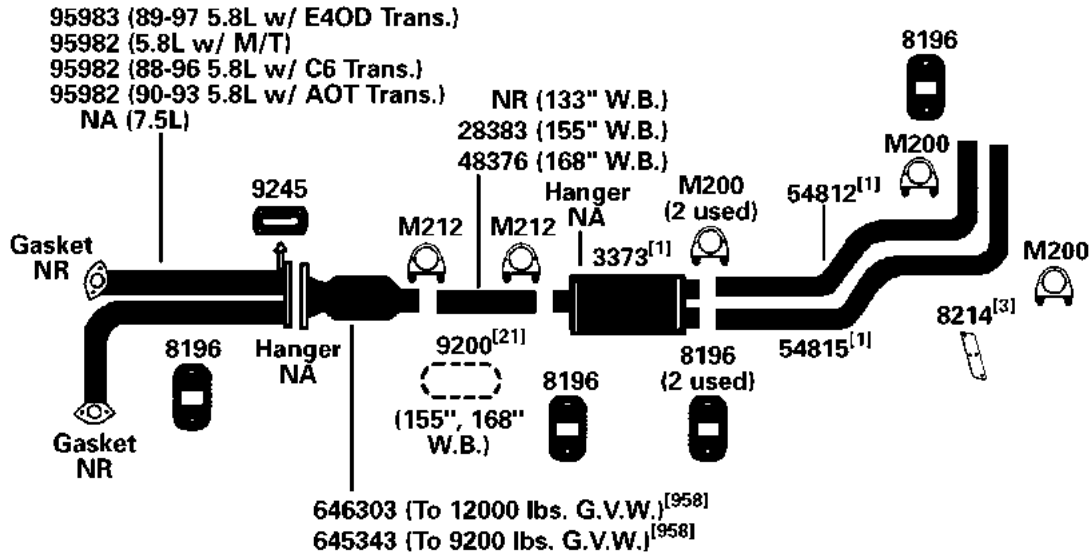
NA-Not Available. NR-Not Required. FL-Remove and Re-Use Old Flange. ● Golden Warehouse. O.E.-Original Equipment.
Airtube Kit [4948] may be required to complete installation. EFI-Electronic Fuel Injection.

[1] OE system was a welded assembly. It is recommended that all parts noted [1] should be replaced.

96-97 8 Cyl. F350; 133" W.B., 138" W.B., 155" W.B., 168" W.B.; 7.5L Engine **(100523)**



95-97 8 Cyl. F350 Series; 133", 155" W.B. Super Cab; 168" W.B. Crew Cab; 5.8L Engine **(28371)**



DIRECT FIT MSL/MAXIMUM Muffler... 700270

NA-Not Available. NR-Not Required. FL-Remove and Re-Use Old Flange. ● Golden Warehouse. O.E.-Original Equipment.

Airtube Kit [4948] may be required to complete installation. EFI-Electronic Fuel Injection.

- [1] OE system was a welded assembly. It is recommended that all parts noted [1] should be replaced.
- [3] Required for installation.

[958] Federal & California Emissions. Not For Sale or Use on vehicles licensed in the state of CA & NY (NY vehicles with CA Emissions). Check with your state authority for details.

FORD F350 SERIES PICKUP

(28382) 95-97 8 Cyl. F350 Series; 136", 160" W.B. Chassis Cab; 5.8L Engine

95983 (89-97 5.8L w/ E4OD Trans.)

95982 (5.8L w/ M/T)

95982 (88-96 5.8L w/ C6 Trans.)

95982 (90-93 5.8L w/ AOT Trans.)

NA (7.5L)

Gasket

NR

Gasket

NR

8196

9245

646303 (To 12000 lbs. G.V.W.)^[958]

645343 (To 9200 lbs. G.V.W.)^[958]

NR (136" W.B.)

28474 (160" W.B.)

M212

M212

8196

8196

Bracket

NA

2002^[1]

M200

(2 used)

44811^[1]

8214^[3]

54874^[1]

8196

(2 used)

8086^[3]

DIRECT FIT MSL/MAXIMUM Muffler... 700433

(100705) 95-97 8 Cyl. F350 Series; 136", 160" W.B. Chassis Cab; 5.8L Engine (Non OEM Single Outlet Option)

95983 (89-93 5.8L A/T w/ E4OD)

95982 (5.8L M/T and A/T w/o E4OD)

NA (7.5L)

Gasket

NR

Gasket

NR

8196

9245

646303 (To 12000 lbs. G.V.W.)^[958]

645343 (To 9200 lbs. G.V.W.)^[958]

NR (136" W.B.)

28474 (160" W.B.)

M212

M212

8196

8196

Bracket

NA

2329^[1]

M212

8196

(2 used)

8086^[3]

54872^[1]

8196

(100438) 1996 6 Cyl. F350 Series; 133" W.B.; 300 (4.9L) Engine; 2 W.D., 4 W.D.; 1 Ton

Gaskets

NR

645898 (2WD)^[941] ^[958]

24942^[1]

3255^[1] ^[33]

H214

H214

H214

8287

64785^[1]

8287

DIRECT FIT MSL/MAXIMUM Muffler... 6592, UNIVERSAL FIT MSL/MAXIMUM Muffler... 6571, 709019, Silentone DIY Muffler... 5557

NA-Not Available. NR-Not Required. FL-Remove and Re-Use Old Flange. ● Golden Warehouse. O.E.-Original Equipment.

Airtube Kit [4948] may be required to complete installation. EFI-Electronic Fuel Injection.

[1] OE system was a welded assembly. It is recommended that all parts noted [1] should be replaced.

[3] Required for installation.

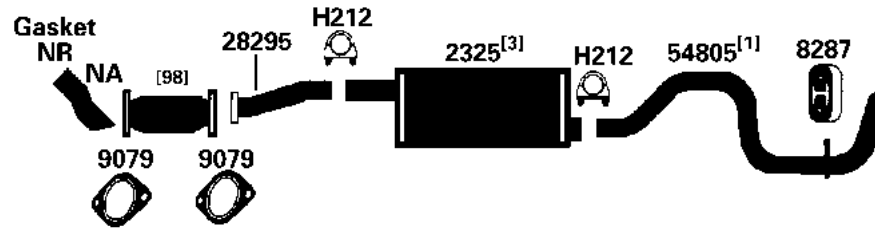
[33] Remove and re-use O.E. heat shield.

[941] Replaces both front and rear converters, Only failed converters may be replaced.

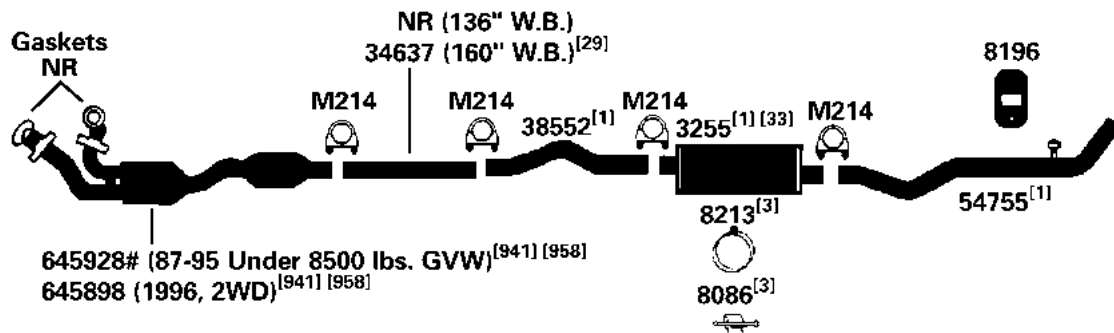
[958] Federal & California Emissions. Not For Sale or Use on vehicles licensed in the state of CA & NY (NY vehicles with CA Emissions). Check with your state authority for details.

FORD F350 SERIES PICKUP

95-96 8 Cyl. F350 Series; 168" W.B.; 7.3L Turbo Diesel Engine; 1 Ton; with Converter (100440)

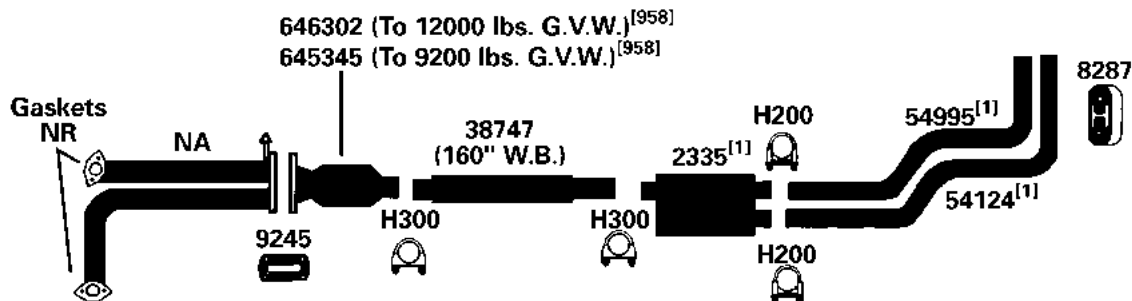


95-96 6 Cyl. F350 Series; 136", 160" W.B.; Chassis Cabs; 4.9L Engine (27130)



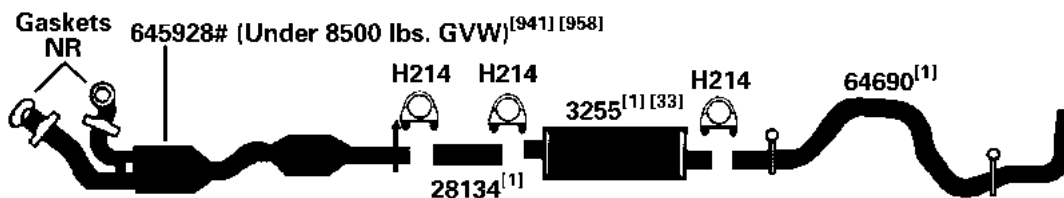
DIRECT FIT MSL/MAXIMUM Muffler... 6592, UNIVERSAL FIT MSL/MAXIMUM Muffler... 6571, 709019, Silentone DIY Muffler... 5557

1995 8 Cyl. F350 Series; 136", 160" W.B.; 460 Engine (7.5L); with Round Muffler (100441)



DIRECT FIT MSL/MAXIMUM Muffler... 700436

1995 6 Cyl. F350 Series; 133" W.B.; 300 (4.9L) Engine; 2 W.D., 4 W.D.; 1 Ton (100439)



DIRECT FIT MSL/MAXIMUM Muffler... 6592, UNIVERSAL FIT MSL/MAXIMUM Muffler... 6571, 709019, Silentone DIY Muffler... 5557

NA-Not Available. NR-Not Required. FL-Remove and Re-Use Old Flange. ● Golden Warehouse. O.E.-Original Equipment.
Airtube Kit [4948] may be required to complete installation. EFI-Electronic Fuel Injection.

- [1] OE system was a welded assembly. It is recommended that all parts noted [1] should be replaced.
- [3] Required for installation.
- [29] Cut as required.
- [33] Remove and re-use O.E. heat shield.
- [98] Refer to current Catalytic Converter catalog or Website catalog for availability.

- [941] Replaces both front and rear converters, Only failed converters may be replaced.
- [958] Federal & California Emissions. Not For Sale or Use on vehicles licensed in the state of CA & NY (NY vehicles with CA Emissions). Check with your state authority for details.

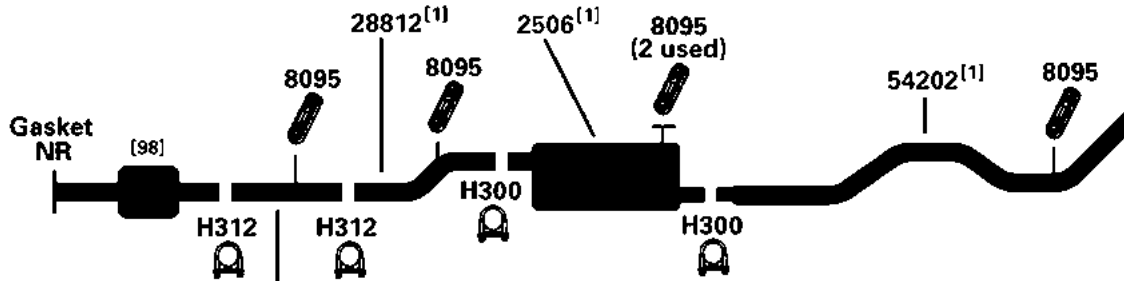
FORD F450 SERIES PICKUP

(102034)

03-07

8 Cyl.

F450 Super Duty; 6.0L Diesel Engine w/ Narrow Frame, Chassis Cab



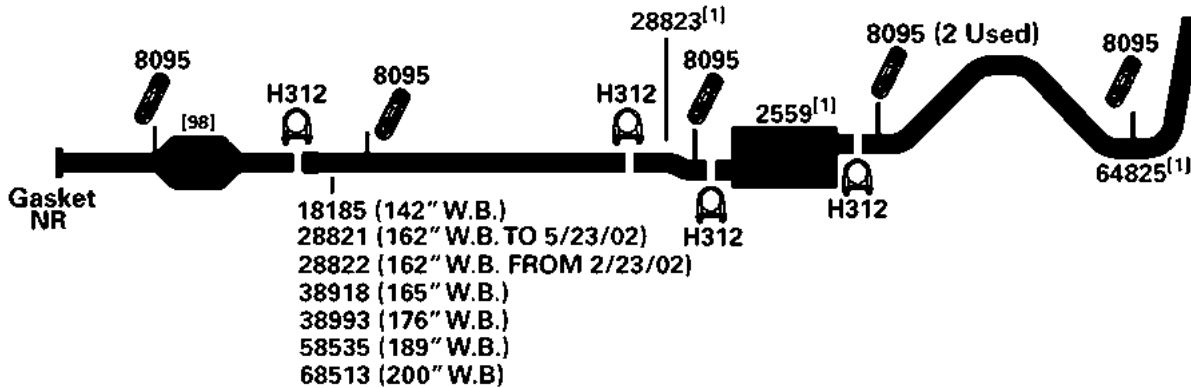
NR (137" W.B.)
 18185 (142" W.B.)
 48685 (156" W.B.)^[29]
 28767 (158" W.B.)
 28811 (162" W.B.)
 38963 (165" W.B.)
 48685 (172" & 176" W.B.)
 68505 (189" & 201" W.B.)
 68504 (200" W.B.)

(102111)

01-03

8 Cyl.

F450 Super Duty; 142", 162", 165", 176", 189", 200" W.B.; 7.3L Power-Stroke Diesel Engine; Chassis Cab; Narrow Frame; w/ Converter



18185 (142" W.B.)
 28821 (162" W.B. TO 5/23/02)
 28822 (162" W.B. FROM 2/23/02)
 38918 (165" W.B.)
 38993 (176" W.B.)
 58535 (189" W.B.)
 68513 (200" W.B.)

NA-Not Available. NR-Not Required. FL-Remove and Re-Use Old Flange. ● Golden Warehouse. O.E.-Original Equipment.

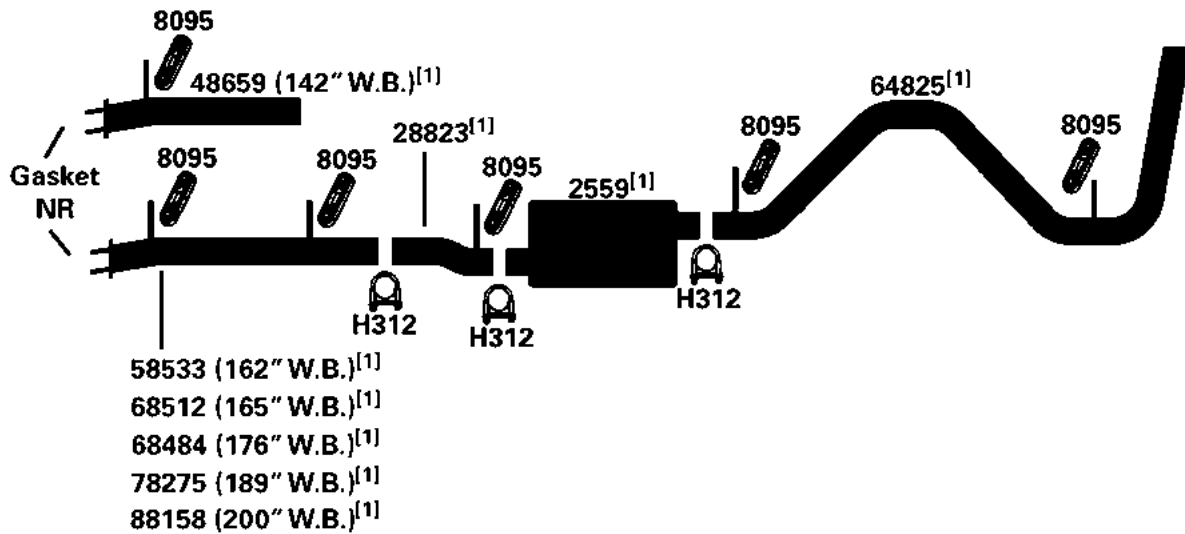
Airtube Kit [4948] may be required to complete installation. EFI-Electronic Fuel Injection.

[1] OE system was a welded assembly. It is recommended that all parts noted [1] should be replaced. [98] Refer to current Catalytic Converter catalog or Website catalog for availability.

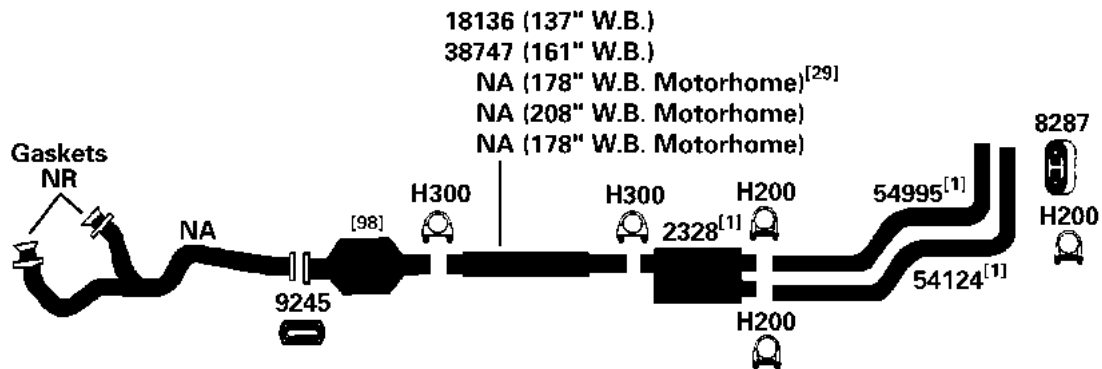
[29] Cut as required.

FORD F450 SERIES PICKUP

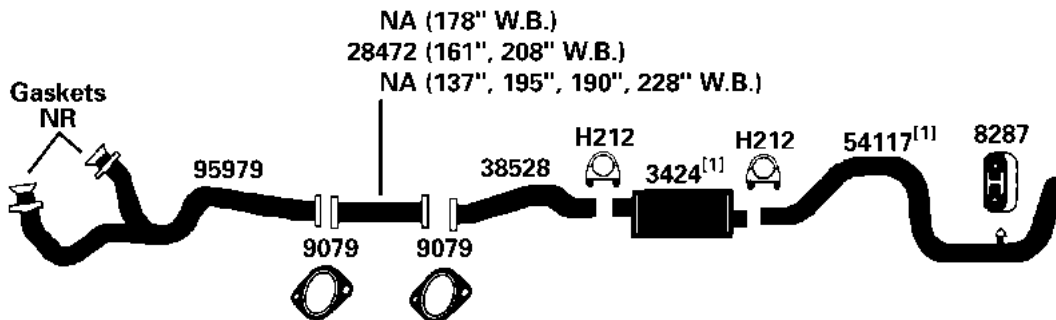
99-01 8 Cyl. F450 Super Duty; 142", 162", 165", 176", 189", 200" W.B.; 7.3L Power-Stroke Diesel Engine; Chassis Cab; Narrow Frame; w/o Converter **(102107)**



1997 8 Cyl. F450 Series Motorhome; 178", 190", 208" W.B. **(100443)**
96-97 8 Cyl. F450 Series; 137", 161", 185" W.B.; Super Duty; Chassis Cab; 460 Engine (7.5L)



1997 8 Cyl. F450 Series; 137", 161", 178", 185", 190", 208", 228" W.B.; Super Duty; Regular Cab & Stripped Pickup; 7.3L Turbo Diesel Engine **(100442)**



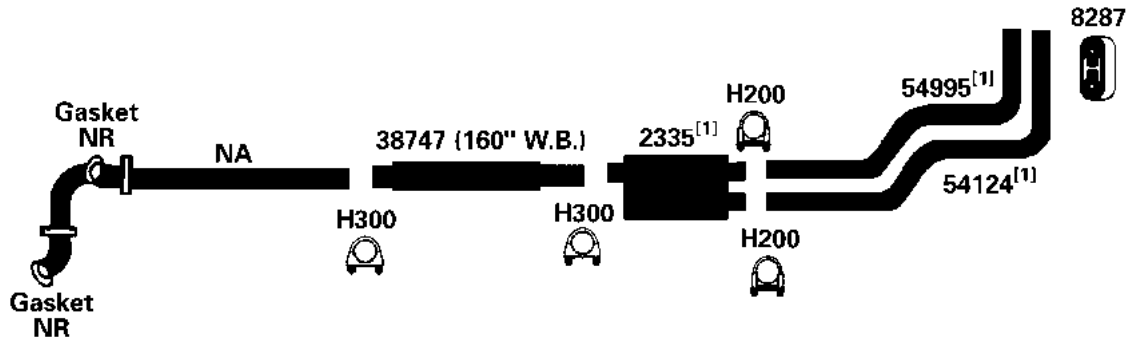
DIRECT FIT MSL/MAXIMUM Muffler... 700164

NA-Not Available. NR-Not Required. FL-Remove and Re-Use Old Flange. ● Golden Warehouse. O.E.-Original Equipment.
 # Airtube Kit [4948] may be required to complete installation. EFI-Electronic Fuel Injection.

[1] OE system was a welded assembly. It is recommended that all parts noted [1] should be replaced. [98] Refer to current Catalytic Converter catalog or Website catalog for availability.

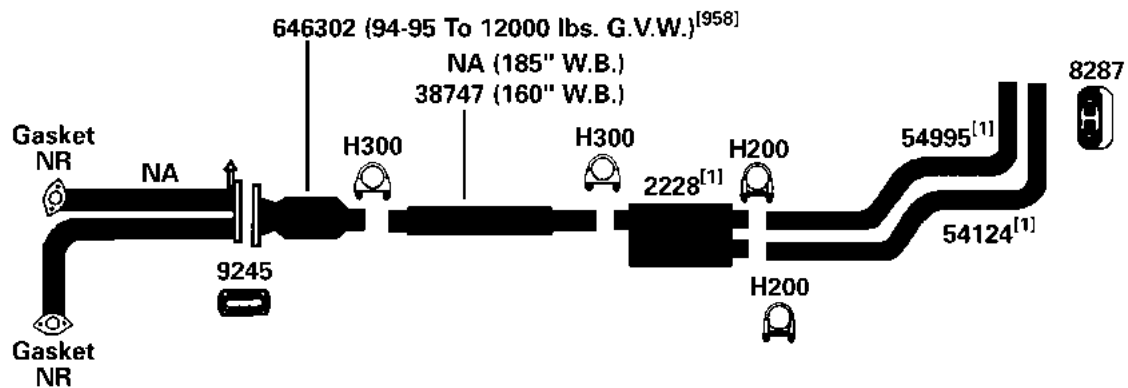
FORD F450 SERIES PICKUP

(100445) 1995 8 Cyl. F450 Series; 136", 160" W.B.; Super Duty; 460 Engine (7.5L); without Converter



DIRECT FIT MSL/MAXIMUM Muffler... 700436

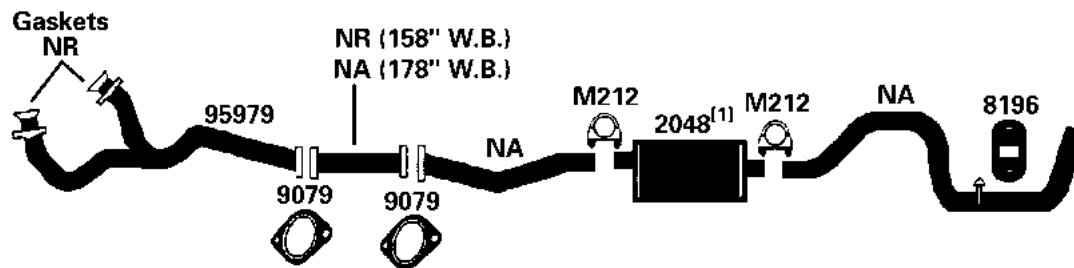
(100444) 1995 8 Cyl. F450 Series; 136", 160", 185" W.B.; Super Duty; 460 Engine (7.5L); with Converter



DIRECT FIT MSL/MAXIMUM Muffler... 700436

FORD F53/F59 COMMERCIAL CHASSIS, MOTOR HOME

(29351) 95-97 8 Cyl. Commercial Stripped Chassis, F59 Motor Home; 448 (7.3L) Diesel Engine; 158", 178" W.B.



DIRECT FIT MSL/MAXIMUM Muffler... 700046

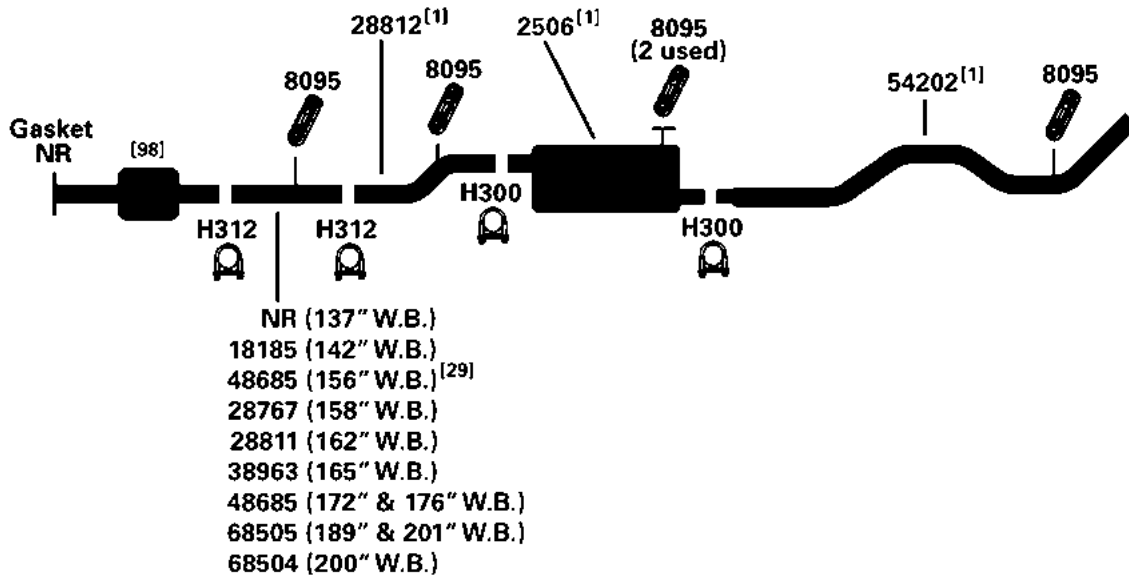
NA-Not Available. NR-Not Required. FL-Remove and Re-Use Old Flange. ● Golden Warehouse. O.E.-Original Equipment.
Airtube Kit [4948] may be required to complete installation. EFI-Electronic Fuel Injection.

[1] OE system was a welded assembly. It is recommended that all parts noted [1] should be replaced.

[958] Federal & California Emissions. Not For Sale or Use on vehicles licensed in the state of CA & NY (NY vehicles with CA Emissions). Check with your state authority for details.

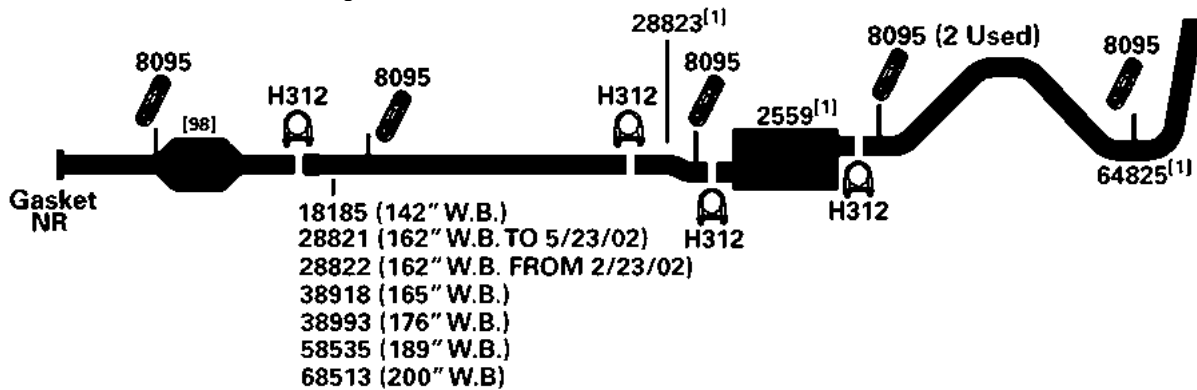
03-07 8 Cyl. F550 Super Duty; 6.0L Diesel Engine w/ Narrow Frame, Chassis Cab

(102035)



01-03 8 Cyl. F550 Super Duty; 142", 162", 165", 176", 189", 200" W.B.; 7.3L Power-Stroke Diesel Engine; Chassis Cab; Narrow Frame; w/ Converter

(102111)



NA-Not Available. NR-Not Required. FL-Remove and Re-Use Old Flange. ● Golden Warehouse. O.E.-Original Equipment.

Airtube Kit [4948] may be required to complete installation. EFI-Electronic Fuel Injection.

[1] OE system was a welded assembly. It is recommended that all parts noted [1] should be replaced. [98] Refer to current Catalytic Converter catalog or Website catalog for availability.

[29] Cut as required.

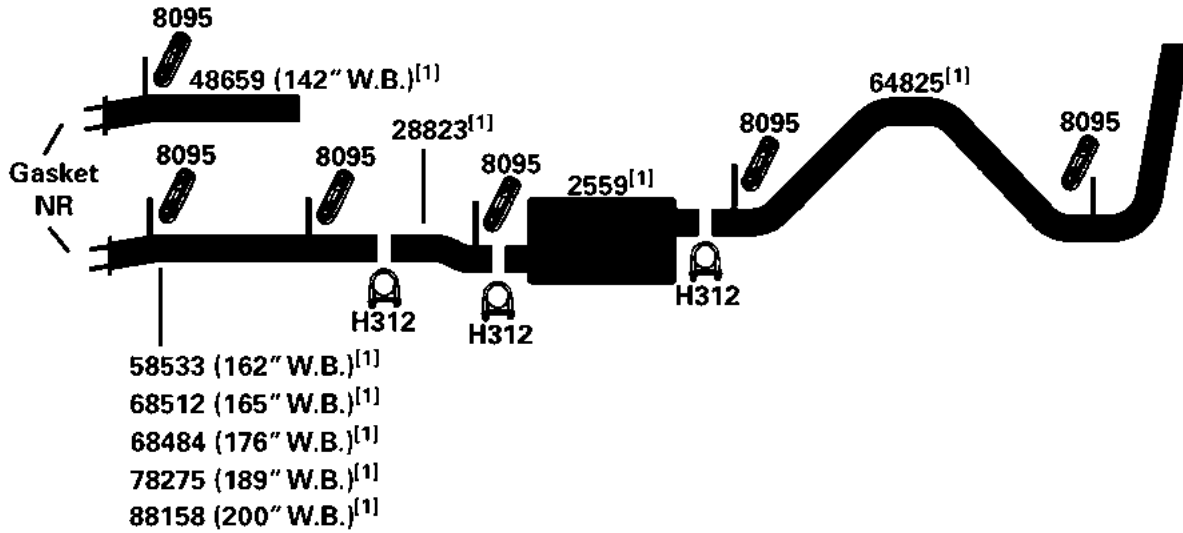
FORD F550 SERIES PICKUP

(102107)

99-01

8 Cyl.

F550 Super Duty; 142", 162", 165", 176", 189", 200" W.B.; 7.3L Power-Stroke Diesel Engine; Chassis Cab; Narrow Frame; w/o Converter



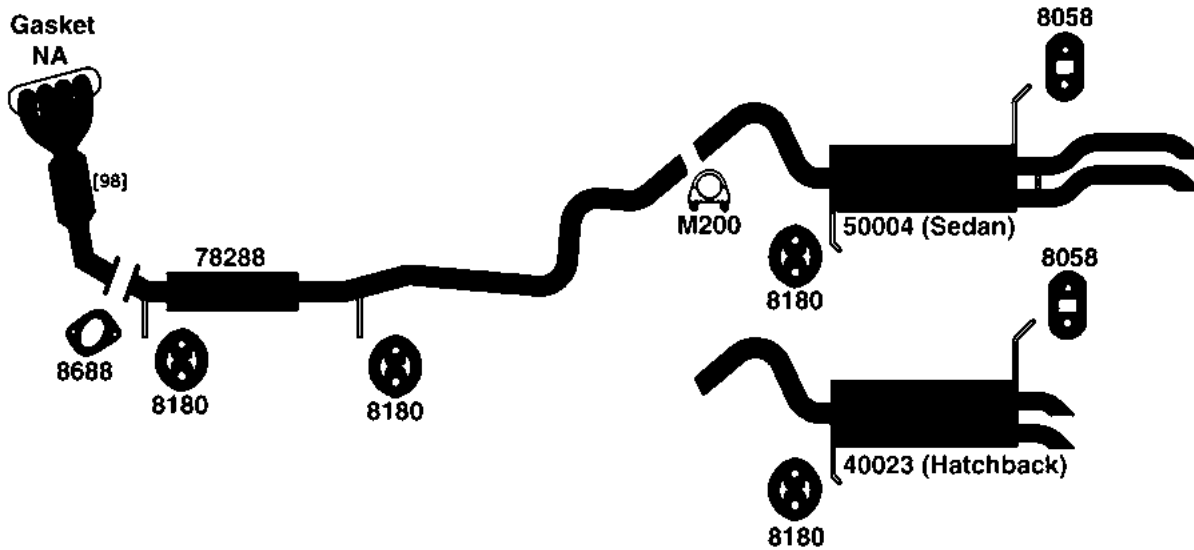
FORD FIESTA

(102636)

11-12

4 Cyl.

Fiesta, 1.6L Engine



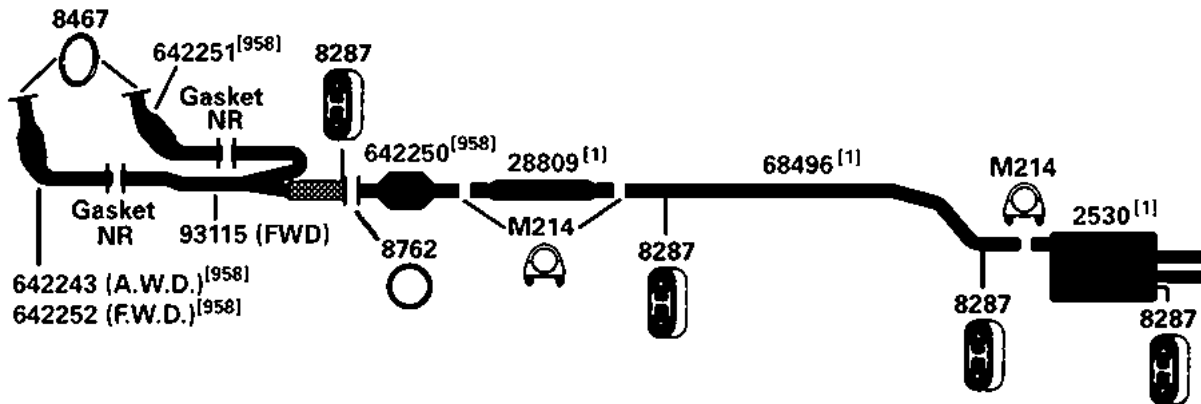
NA-Not Available. NR-Not Required. FL-Remove and Re-Use Old Flange. ● Golden Warehouse. O.E.-Original Equipment.

Airtube Kit [4948] may be required to complete installation. EFI-Electronic Fuel Injection.

- [1] OE system was a welded assembly. It is recommended that all parts noted [1] should be replaced. [98] Refer to current Catalytic Converter catalog or Website catalog for availability.

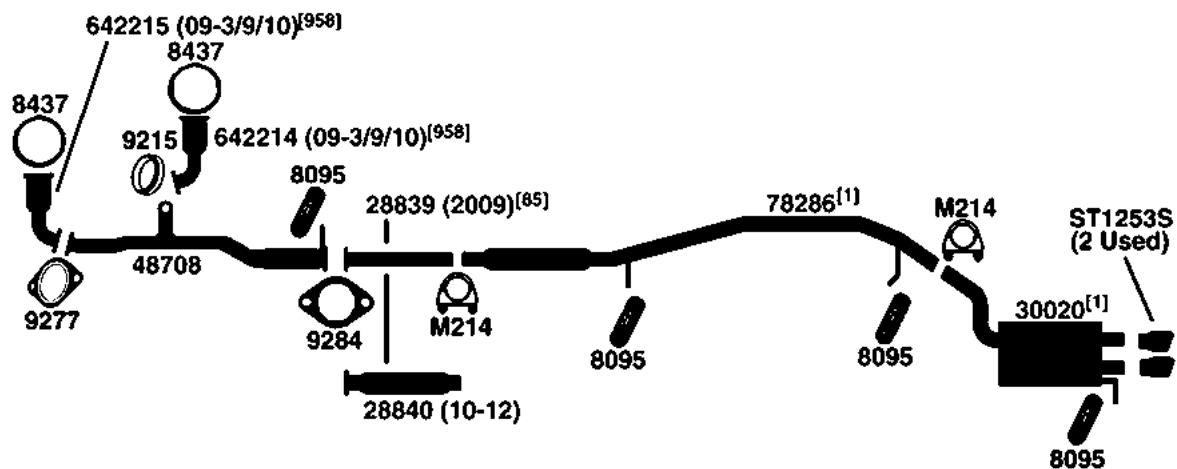
05-07	6 Cyl.	Five Hundred, 3.0L Engine
-------	--------	---------------------------

(101979)



09-12 6 Cyl. Flex; 3.5L Engine; Non-Turbo; Eng. Code "C"; Single Exhaust

(102577)



NA-Not Available. NR-Not Required. FL-Remove and Re-Use Old Flange. ● Golden Warehouse. O.E.-Original Equipment.

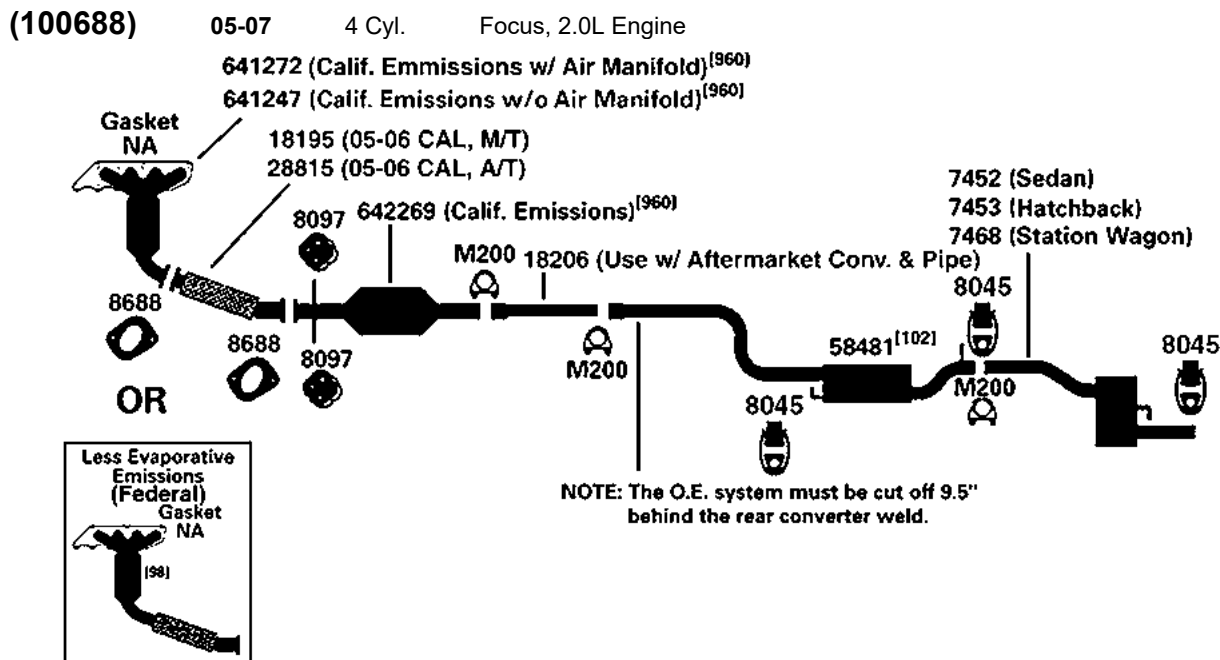
Airtube Kit [4948] may be required to complete installation. EFI-Electronic Fuel Injection.

[1] OE system was a welded assembly. It is recommended that all parts noted [1] should be replaced.

[85] Can be used as a resonator eliminator pipe.

[958] Federal & California Emissions. Not For Sale or Use on vehicles licensed in the state of CA & NY (NY vehicles with CA Emissions). Check with your state authority for details.

(102055)	08-11	4 Cyl.	Focus, 2.0L Engine w/o PZEV Emissions
-----------------	--------------	---------------	--

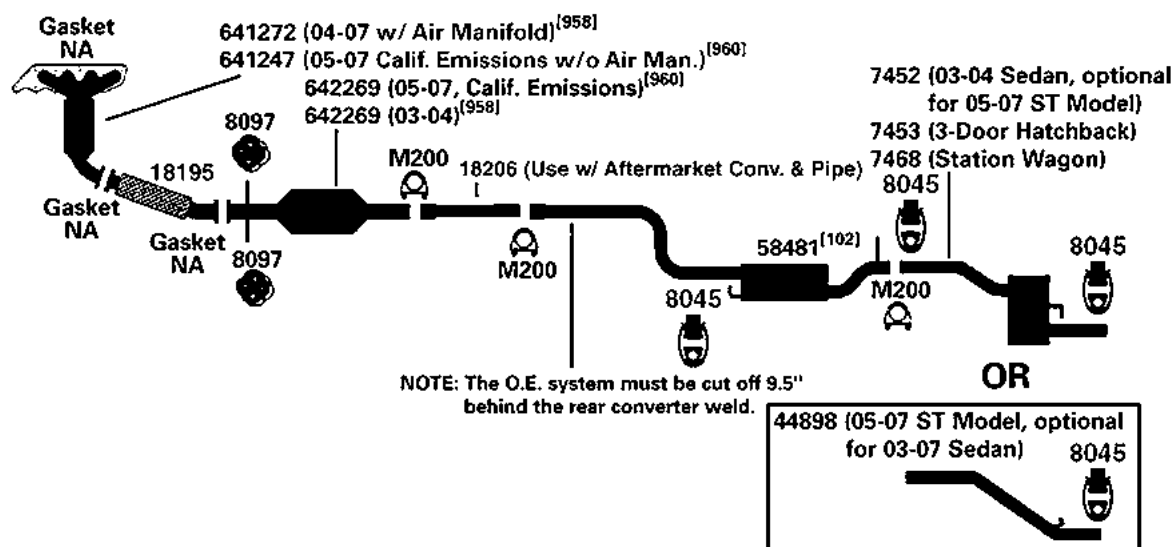


Airtube Kit [4948] may be required to complete installation. EFI-Electronic Fuel Injection.

[960] California Emissions. Not For Sale or Use on vehicles licensed in the state of CA & NY. Check with your state authority.

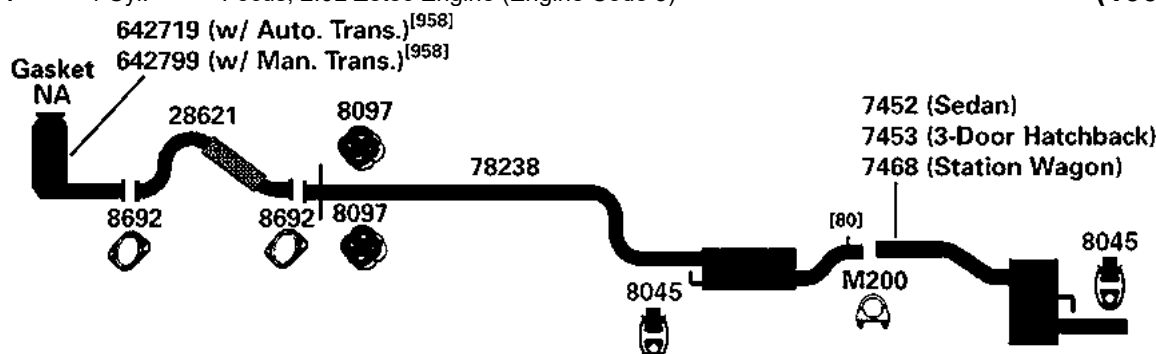
03-07 4 Cyl. Focus, 2.3L Engine

(100687)



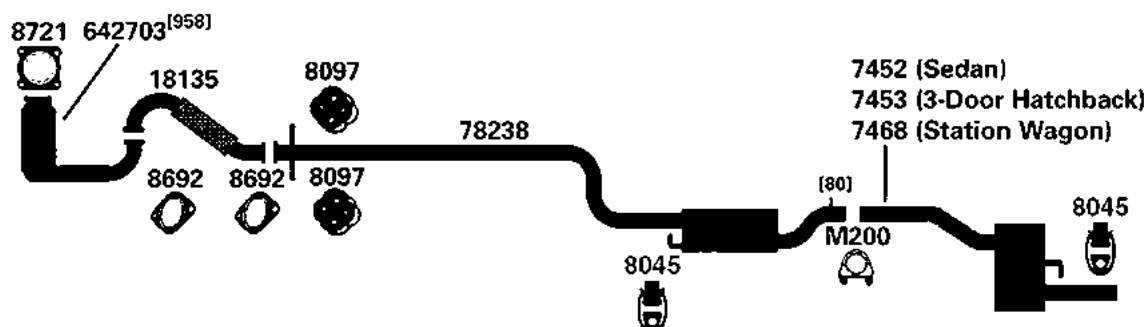
00-04 4 Cyl. Focus, 2.0L Zetec Engine (Engine Code 3)

(100515)



00-04 4 Cyl. Focus, 2.0L SPI Engine (Engine Code P)

(100516)



NA-Not Available. NR-Not Required. FL-Remove and Re-Use Old Flange. ● Golden Warehouse. O.E.-Original Equipment.

Airtube Kit [4948] may be required to complete installation. EFI-Electronic Fuel Injection.

[80] Remove and re-use original bracket.

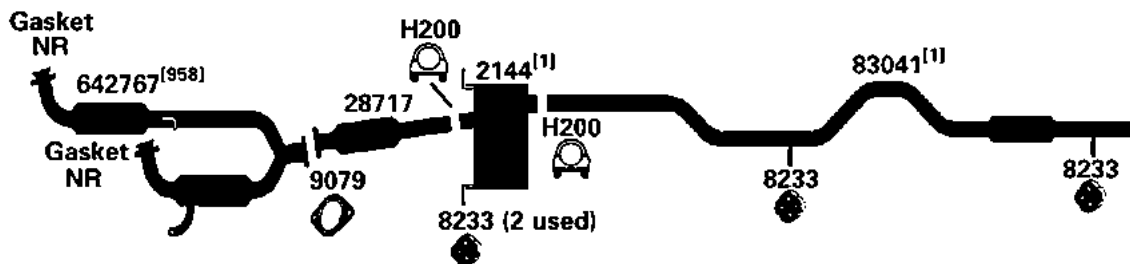
[102] The O.E. system must be cut off 9.5" behind the rear converter weld.

[958] Federal & California Emissions. Not For Sale or Use on vehicles licensed in the state of CA & NY (NY vehicles with CA Emissions). Check with your state authority for details.

[960] California Emissions. Not For Sale or Use on vehicles licensed in the state of CA & NY. Check with your state authority.

FORD FREESTAR

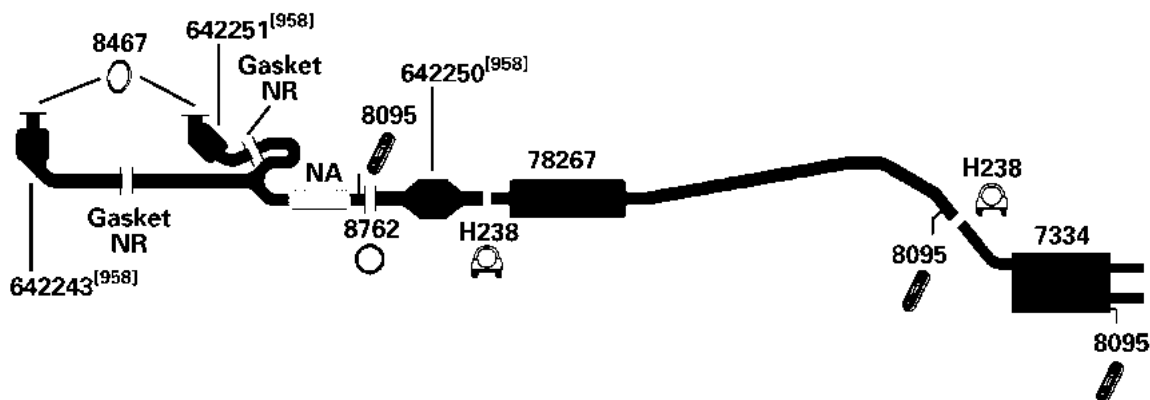
(100496) 04-07 6 Cyl. Freestar; 3.9L, 4.2L Engine



DIRECT FIT MSL/MAXIMUM Muffler... 700247

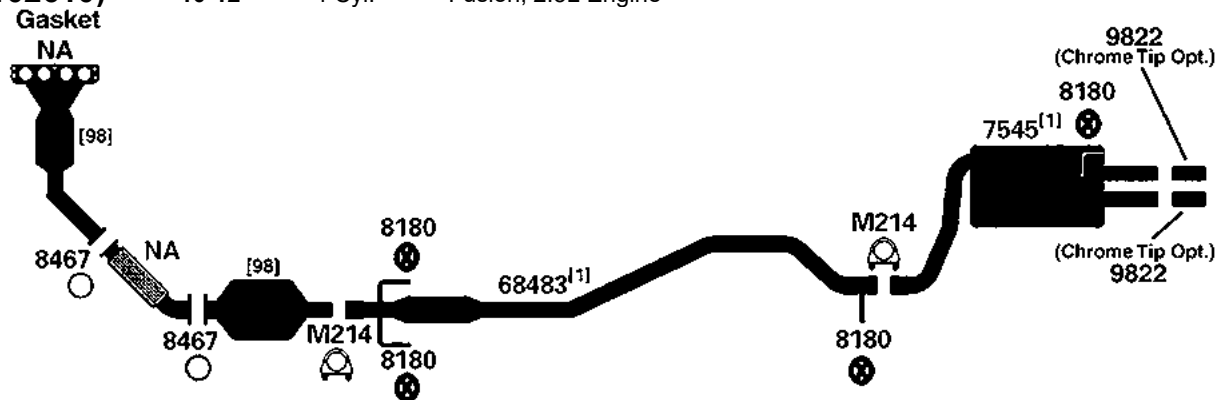
FORD FREESTYLE

(101965) 05-07 6 Cyl. Freestyle, 3.0L Engine



FORD FUSION

(102610) 10-12 4 Cyl. Fusion, 2.5L Engine



NA-Not Available. NR-Not Required. FL-Remove and Re-Use Old Flange. ● Golden Warehouse. O.E.-Original Equipment.

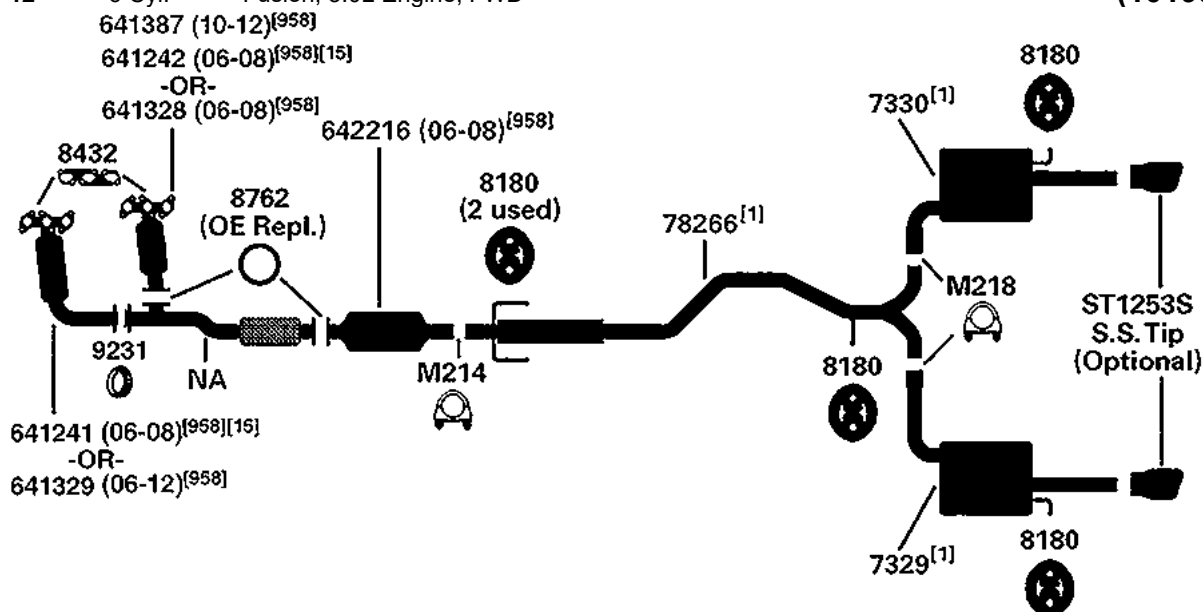
Airtube Kit [4948] may be required to complete installation. EFI-Electronic Fuel Injection.

[1] OE system was a welded assembly. It is recommended that all parts noted [1] should be replaced.

[958] Federal & California Emissions. Not For Sale or Use on vehicles licensed in the state of CA & NY (NY vehicles with CA Emissions). Check with your state authority for details.

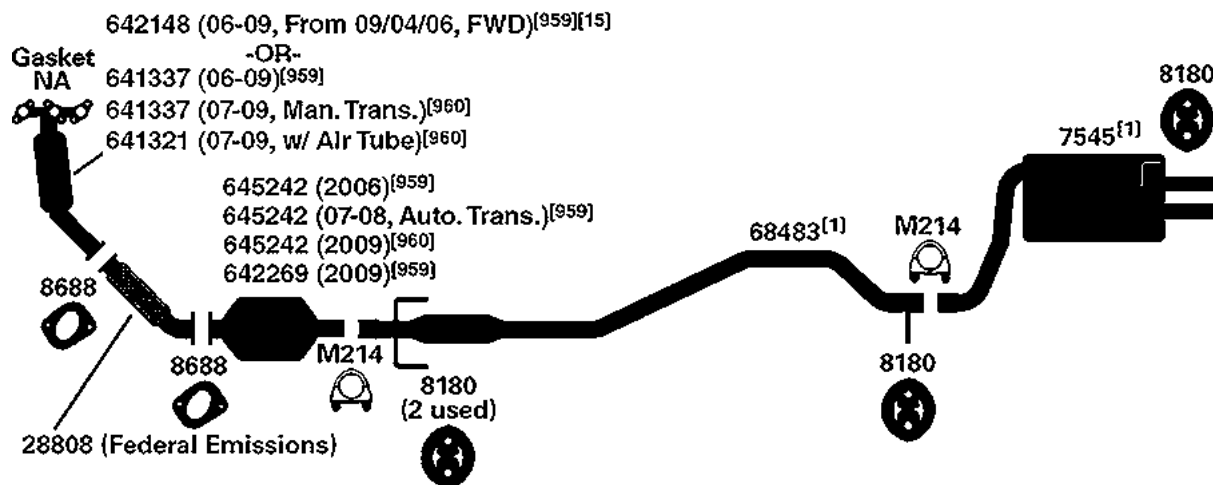
06-12 6 Cyl. Fusion, 3.0L Engine, FWD

(101991)



06-09 4 Cyl. Fusion, 2.3L Engine

(101972)



NA-Not Available. NR-Not Required. FL-Remove and Re-Use Old Flange. ● Golden Warehouse. O.E.-Original Equipment.

Airtube Kit [4948] may be required to complete installation. EFI-Electronic Fuel Injection.

[1] OE system was a welded assembly. It is recommended that all parts noted [1] should be replaced.

[15] Discontinued, use until inventory is depleted.

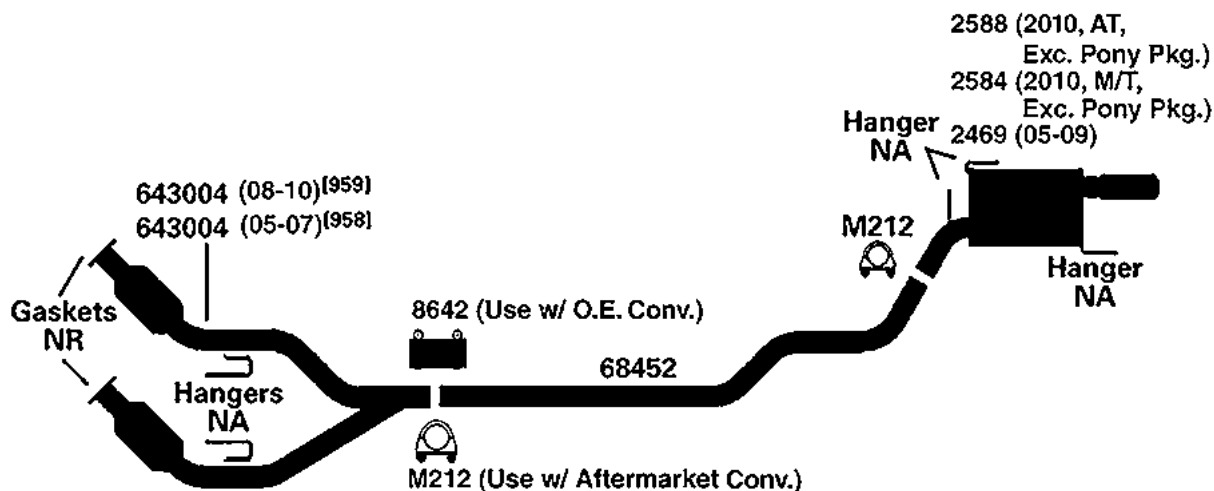
[958] Federal & California Emissions. Not For Sale or Use on vehicles licensed in the state of CA & NY (NY vehicles with CA Emissions). Check with your state authority for details.

[959] Federal Emissions. Not For Sale or Use on vehicles licensed in the state of CA. Check with your state authority.

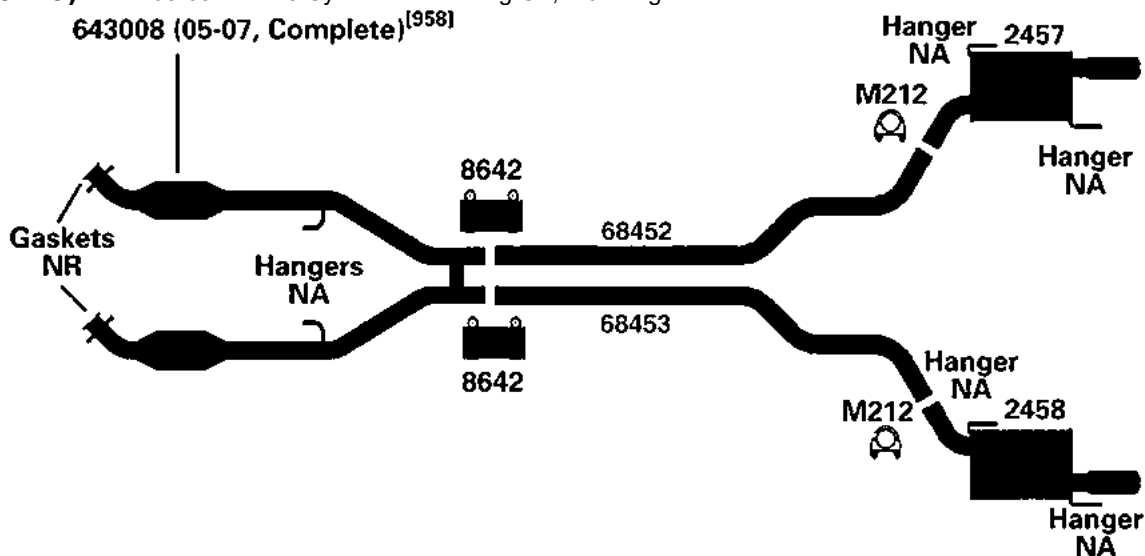
[960] California Emissions. Not For Sale or Use on vehicles licensed in the state of CA & NY. Check with your state authority.

FORD MUSTANG

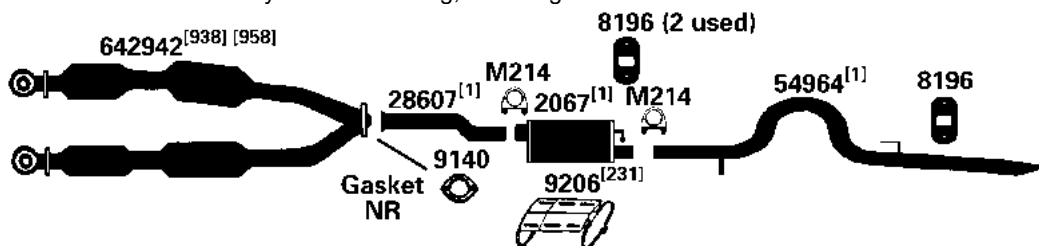
(101766) 05-10 6 Cyl. Mustang, 4.0L Engine



(100729) 05-09 8 Cyl. Mustang GT, 4.6L Engine



(5613) 2004 6 Cyl. Mustang, 3.9L Engine
99-04 6 Cyl. Mustang, 3.8L Engine



DIRECT FIT MSL/MAXIMUM Muffler... 700330, UNIVERSAL FIT MSL/MAXIMUM Muffler... 6497, 6498

NA-Not Available. NR-Not Required. FL-Remove and Re-Use Old Flange. ● Golden Warehouse. O.E.-Original Equipment.
Airtube Kit [4948] may be required to complete installation. EFI-Electronic Fuel Injection.

[1] OE system was a welded assembly. It is recommended that all parts noted [1] should be replaced.

[65] Heat Shield 9206 is required for installation.

[145] Required only for use with O.E. components, not required for use with aftermarket components.

[231] If muffler is equipped with a heat shield (does not have a black triangle on the carton label), purchase of 9206 is not required.

[938] Direct fit unit contains front and rear converter body. Only failed converters may

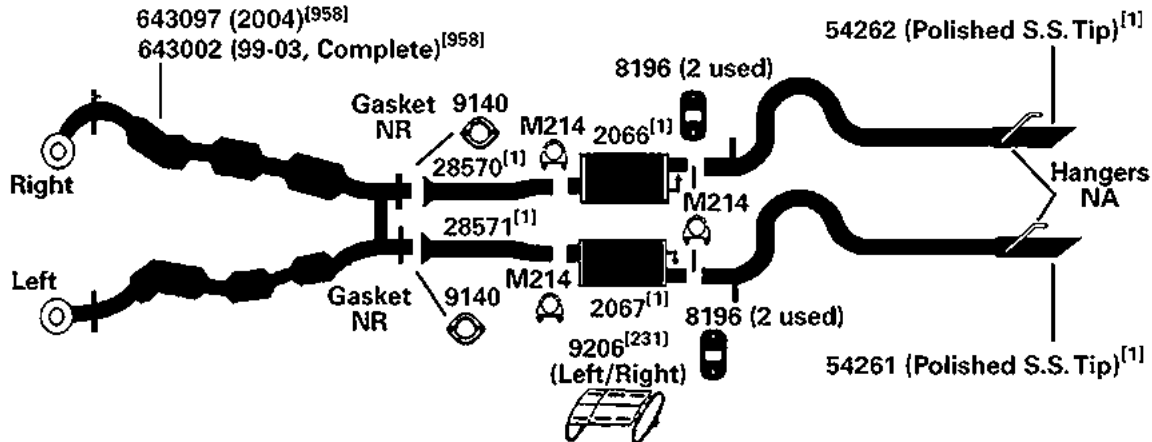
be replaced.

[958] Federal & California Emissions. Not For Sale or Use on vehicles licensed in the state of CA & NY (NY vehicles with CA Emissions). Check with your state authority for details.

[959] Federal Emissions. Not For Sale or Use on vehicles licensed in the state of CA. Check with your state authority.

03-04 8 Cyl. Mustang Mach 1, 4.6L DOHC Engine
99-04 8 Cyl. Mustang GT, 4.6L SOHC Engine

(5614)

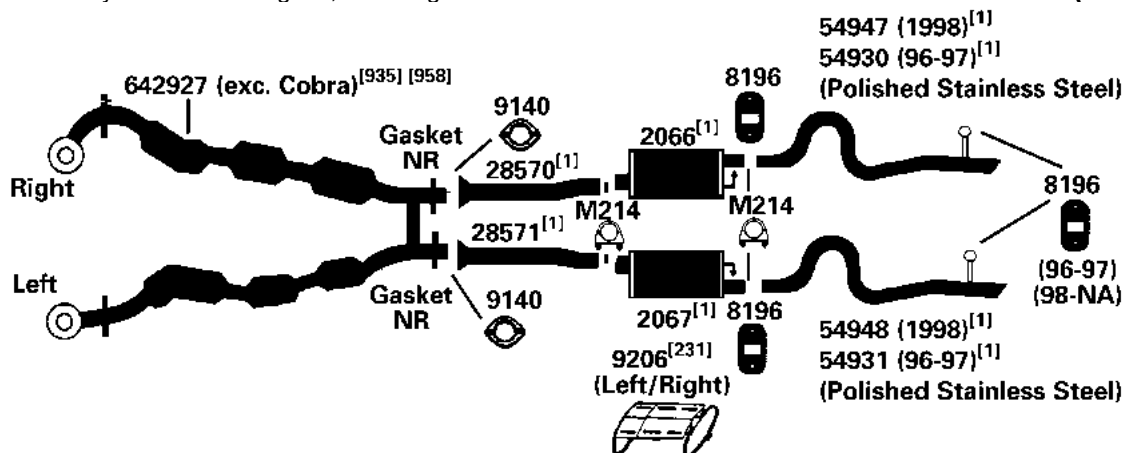


NOTE: Tailpipes should be replaced as pairs.
 54261 and 54262 as a pair.

DIRECT FIT MSL/MAXIMUM Muffler... Left 700330, Right 700331, UNIVERSAL FIT MSL/MAXIMUM Muffler... Left 6497, 6498

96-98 8 Cyl. Mustang GT, 4.6L Engine

(5612)



DIRECT FIT MSL/MAXIMUM Muffler... Left 700330, Right 700331, UNIVERSAL FIT MSL/MAXIMUM Muffler... Left 6497, 6498

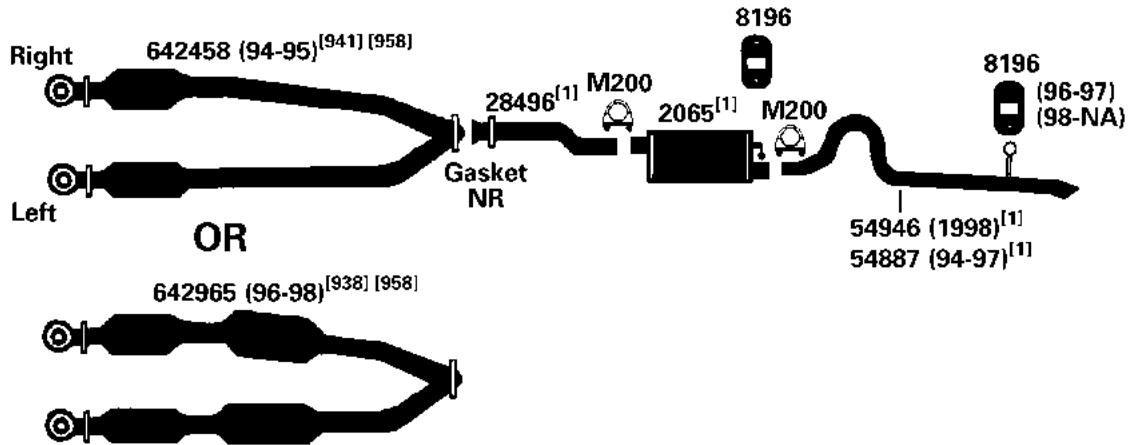
NA-Not Available. NR-Not Required. FL-Remove and Re-Use Old Flange. ● Golden Warehouse. O.E.-Original Equipment.
 # Airtube Kit [4948] may be required to complete installation. EFI-Electronic Fuel Injection.

- [1] OE system was a welded assembly. It is recommended that all parts noted [1] should be replaced.
 [15] Discontinued, use until inventory is depleted.
 [65] Heat Shield 9206 is required for installation.

- [231] If muffler is equipped with a heat shield (does not have a black triangle on the carton label), purchase of 9206 is not required.
 [935] Replaces front, middle and rear converters on both sides, only failed converters may be replaced.
 [958] Federal & California Emissions. Not For Sale or Use on vehicles licensed in the state of CA & NY (NY vehicles with CA Emissions). Check with your state authority for details.

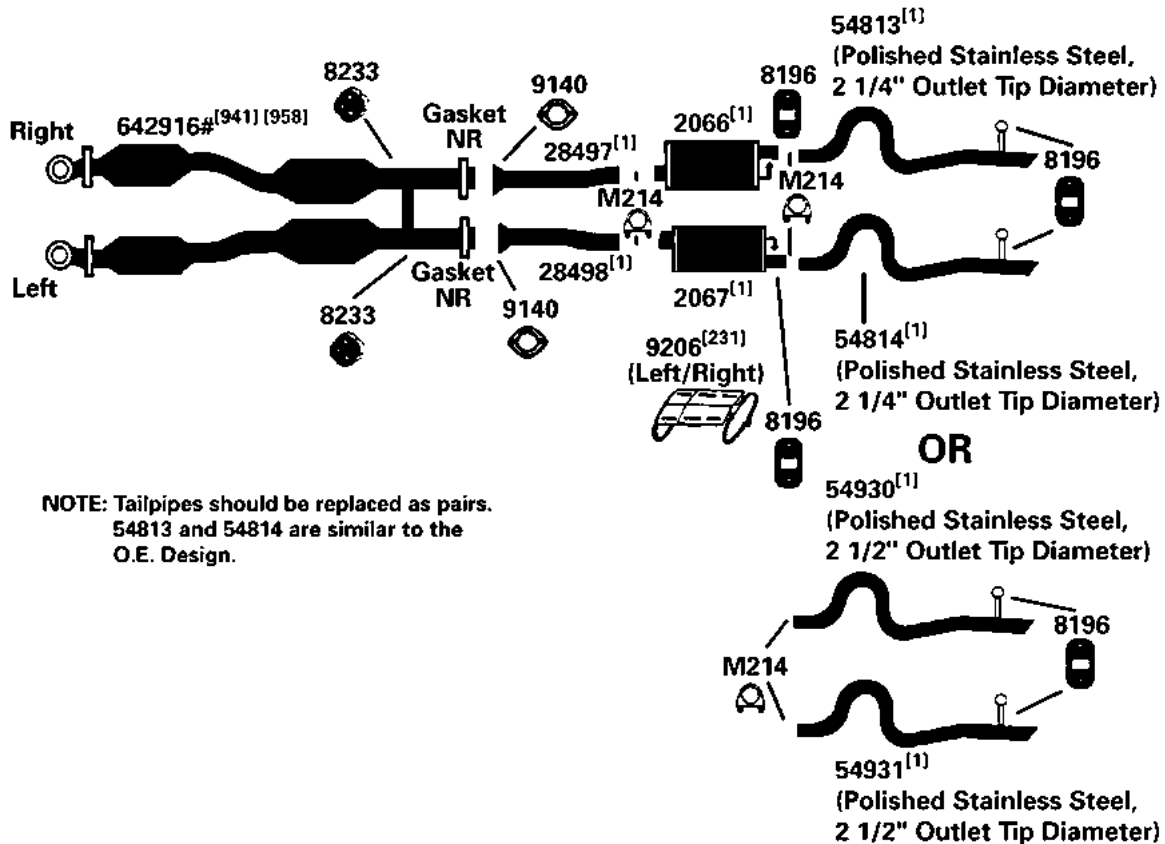
FORD MUSTANG

(5611) 95-98 6 Cyl. Mustang, 3.8L Engine



DIRECT FIT MSL/MAXIMUM Muffler... 700310, UNIVERSAL FIT MSL/MAXIMUM Muffler... 709011

(5610) 1995 8 Cyl. Mustang GT, Cobra, 5.0L Engine



DIRECT FIT MSL/MAXIMUM Muffler... Left 700330, Right 700331, UNIVERSAL FIT MSL/MAXIMUM Muffler... Left 6497, 6498

NA-Not Available. NR-Not Required. FL-Remove and Re-Use Old Flange. ● Golden Warehouse. O.E.-Original Equipment.
Airtube Kit [4948] may be required to complete installation. EFI-Electronic Fuel Injection.

[1] OE system was a welded assembly. It is recommended that all parts noted [1] should be replaced.

[65] Heat Shield 9206 is required for installation.

[231] If muffler is equipped with a heat shield (does not have a black triangle on the carton label), purchase of 9206 is not required.

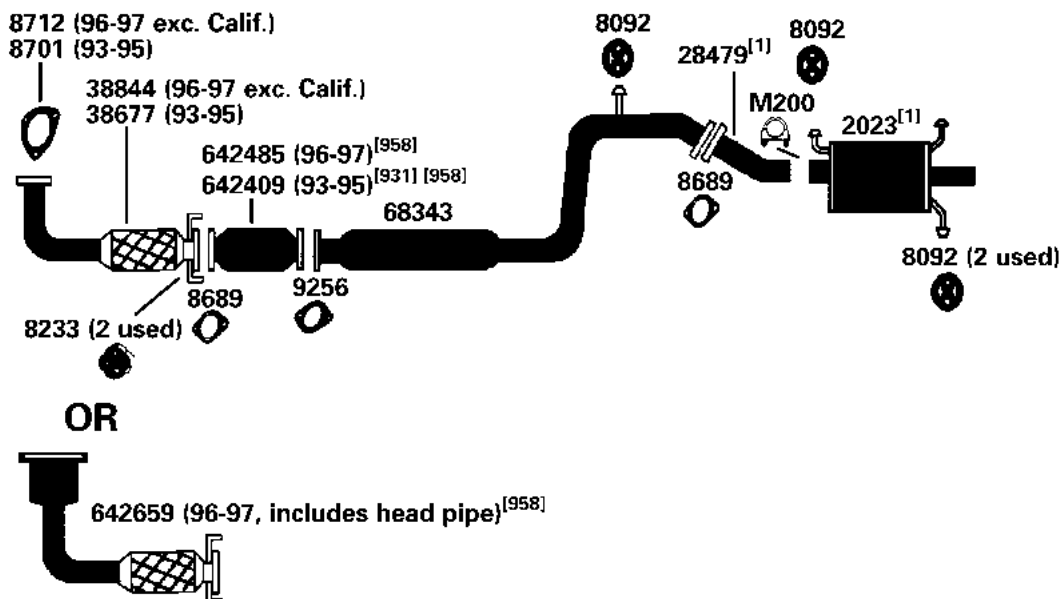
[938] Direct fit unit contains front and rear converter body. Only failed converters may be replaced.

[941] Replaces both front and rear converters. Only failed converters may be replaced.

[958] Federal & California Emissions. Not For Sale or Use on vehicles licensed in the state of CA & NY (NY vehicles with CA Emissions). Check with your state authority for details.

95-97 4 Cyl. Probe, 2.0L (122) Engine

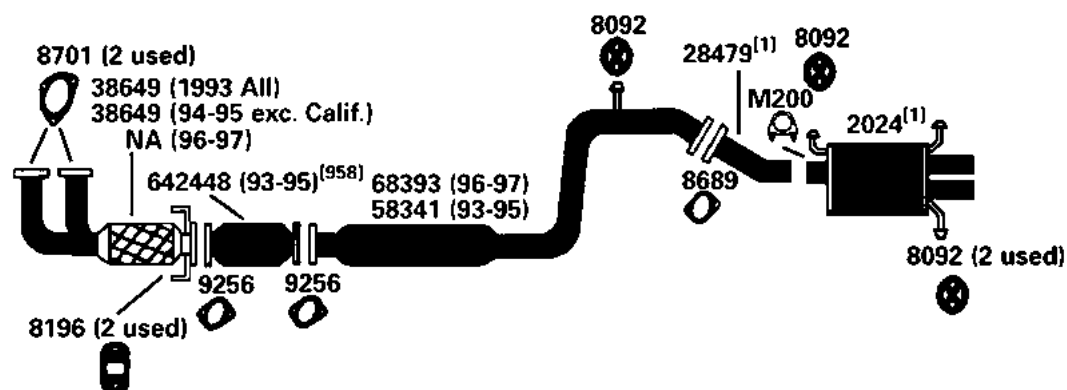
(12404)



DIRECT FIT MSL/MAXIMUM Muffler... 700151

95-97 6 Cyl. Probe GT, 2.5L (153) Engine

(12403)



DIRECT FIT MSL/MAXIMUM Muffler... 700168

NA-Not Available. NR-Not Required. FL-Remove and Re-Use Old Flange. ● Golden Warehouse. O.E.-Original Equipment.

Airtube Kit [4948] may be required to complete installation. EFI-Electronic Fuel Injection.

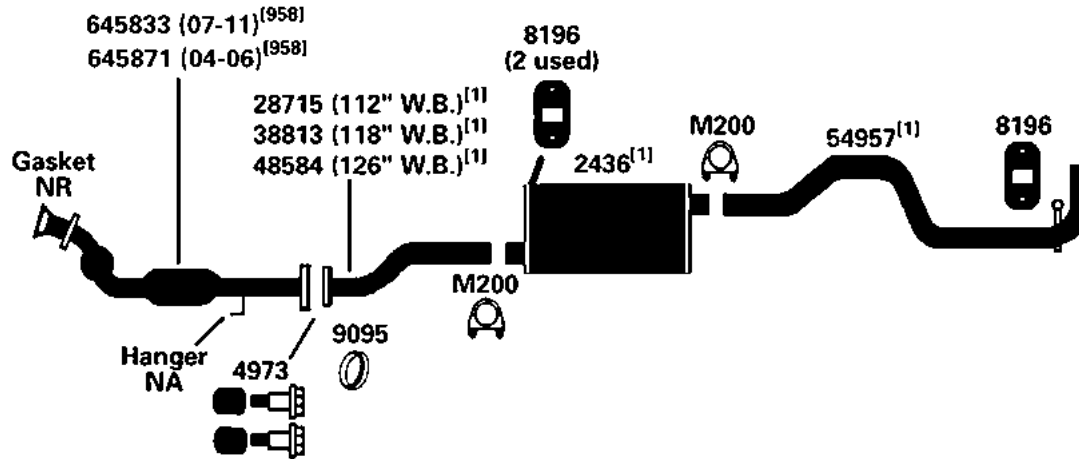
[1] OE system was a welded assembly. It is recommended that all parts noted [1] should be replaced.

[931] This unit was designed to fit many applications. Measurement of the old unit and cutting of new unit is required.

[958] Federal & California Emissions. Not For Sale or Use on vehicles licensed in the state of CA & NY (NY vehicles with CA Emissions). Check with your state authority for details.

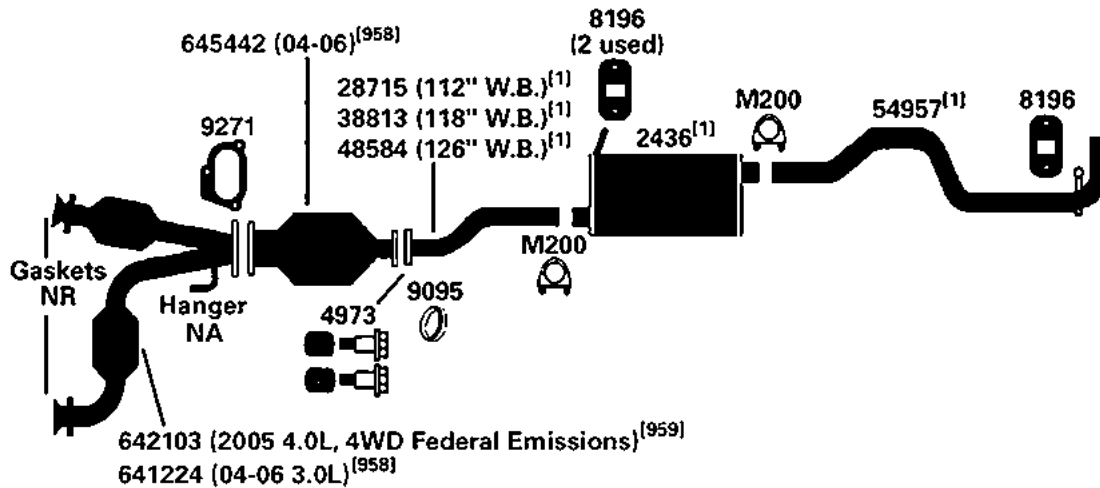
FORD RANGER

(100598) 04-11 4 Cyl. Ranger; 2.3L Engine; 112", 118", 126" W.B.



DIRECT FIT MSL/MAXIMUM Muffler... 700422

(100597) 04-11 6 Cyl. Ranger; 3.0L, 4.0L Engine; 112", 118", 126" W.B.



DIRECT FIT MSL/MAXIMUM Muffler... 700422

NA-Not Available. NR-Not Required. FL-Remove and Re-Use Old Flange. ● Golden Warehouse. O.E.-Original Equipment.
Airtube Kit [4948] may be required to complete installation. EFI-Electronic Fuel Injection.

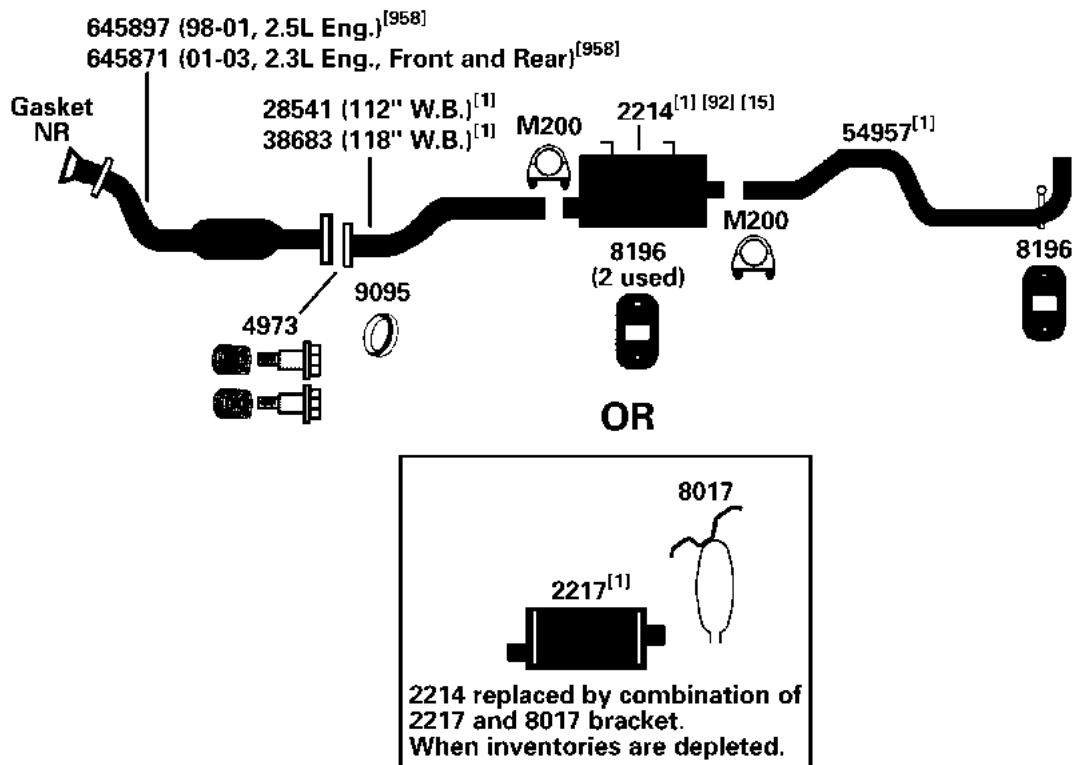
[1] OE system was a welded assembly. It is recommended that all parts noted [1] should be replaced.

[958] Federal & California Emissions. Not For Sale or Use on vehicles licensed in the state of CA & NY (NY vehicles with CA Emissions). Check with your state authority for details.

[959] Federal Emissions. Not For Sale or Use on vehicles licensed in the state of CA. Check with your state authority.

98-03 4 Cyl. Ranger: 2.3L, 2.5L Engine; 112", 118" W.B.

(100113)



DIRECT FIT MSL/MAXIMUM Muffler... 700039 (Old Design), 700034 (Revised Design), UNIVERSAL FIT MSL/MAXIMUM Muffler... 709013 (Old Design), 709014 (Old Design), 709013 (Revised Design), Silentone DIY Muffler... 5555 (Old Design), 5555 (Revised Design)

NA-Not Available. NR-Not Required. FL-Remove and Re-Use Old Flange. ● Golden Warehouse. O.E.-Original Equipment.
 # Airtube Kit [4948] may be required to complete installation. EFI-Electronic Fuel Injection.

[1] OE system was a welded assembly. It is recommended that all parts noted [1] should be replaced.

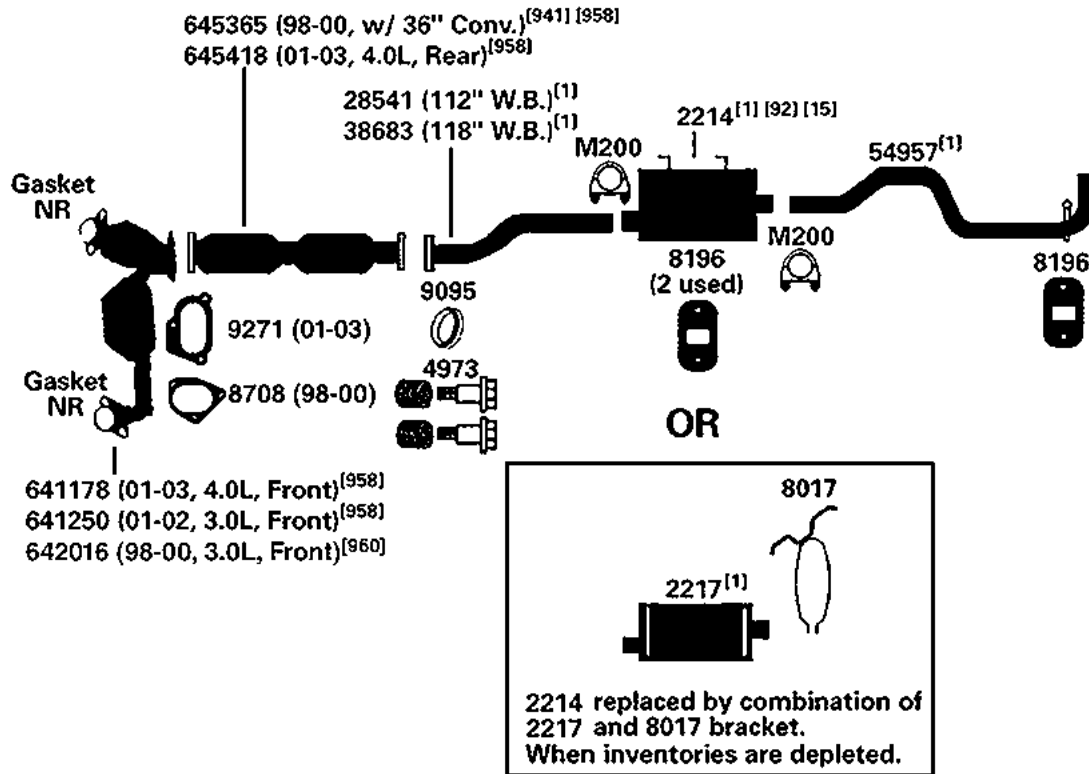
[15] Discontinued, use until inventory is depleted.

[92] Use bracket near inlet end. Single bracket design replaces dual O.E. bracket design.

[958] Federal & California Emissions. Not For Sale or Use on vehicles licensed in the state of CA & NY (NY vehicles with CA Emissions). Check with your state authority for details.

FORD RANGER

(26534) 98-03 6 Cyl. Ranger; 3.0L, 4.0L Engine; 112", 118" W.B.



DIRECT FIT MSL/MAXIMUM Muffler... 700039 (Old Design), 700034 (Revised Design), UNIVERSAL FIT MSL/MAXIMUM Muffler... 709013 (Old Design), 709014 (Old Design), 709013 (Revised Design), Silentone DIY Muffler... 5555 (Old Design), 5555 (Revised Design)

NA-Not Available. NR-Not Required. FL-Remove and Re-Use Old Flange. ● Golden Warehouse. O.E.-Original Equipment.

Airtube Kit [4948] may be required to complete installation. EFI-Electronic Fuel Injection.

[1] OE system was a welded assembly. It is recommended that all parts noted [1] should be replaced.

[15] Discontinued, use until inventory is depleted.

[92] Use bracket near inlet end. Single bracket design replaces dual O.E. bracket design.

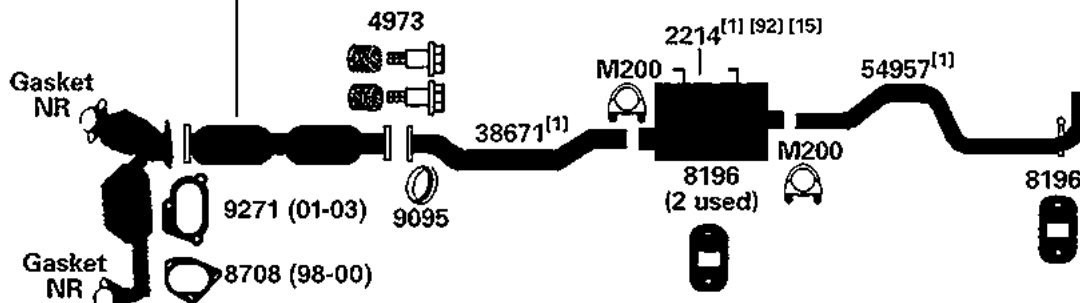
[941] Replaces both front and rear converters, Only failed converters may be replaced.

[958] Federal & California Emissions. Not For Sale or Use on vehicles licensed in the state of CA & NY (NY vehicles with CA Emissions). Check with your state authority for details.

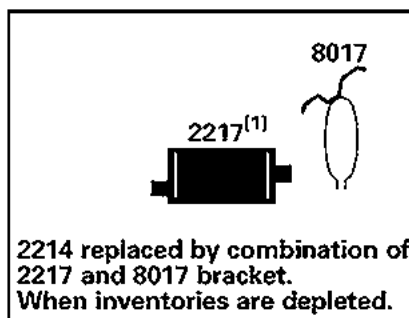
[960] California Emissions. Not For Sale or Use on vehicles licensed in the state of CA & NY. Check with your state authority.

98-03 6 Cyl. Ranger; 3.0L, 4.0L Engine; 126" W.B.
 645365 (98-00, w/ 36" Conv.)^{[941] [958]}
 645418 (01-03, Rear)^[958]

(26535)



OR



DIRECT FIT MSL/MAXIMUM Muffler... 700039 (Old Design), 700034 (Revised Design), UNIVERSAL FIT MSL/MAXIMUM Muffler... 709013 (Old Design), 709014 (Old Design), 709013 (Revised Design), Silentone DIY Muffler... 5555 (Old Design), 5555 (Revised Design)

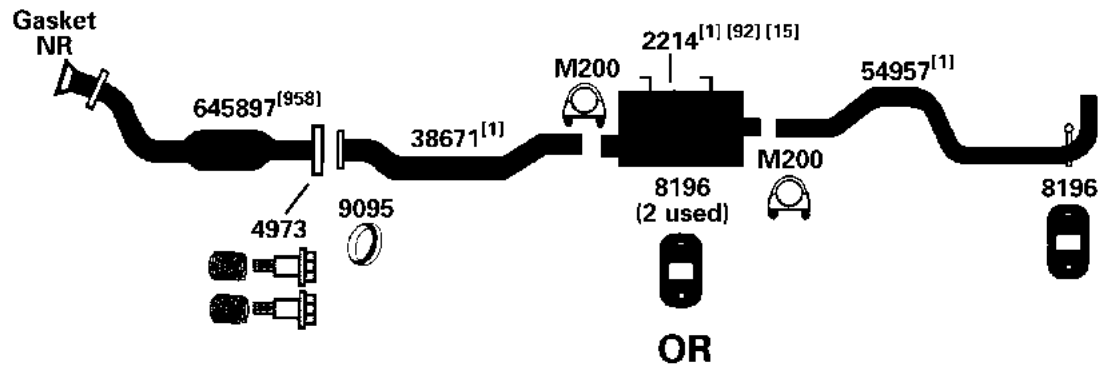
NA-Not Available. NR-Not Required. FL-Remove and Re-Use Old Flange. ● Golden Warehouse. O.E.-Original Equipment.
 # Airtube Kit [4948] may be required to complete installation. EFI-Electronic Fuel Injection.

- [1] OE system was a welded assembly. It is recommended that all parts noted [1] should be replaced.
 [15] Discontinued, use until inventory is depleted.
 [92] Use bracket near inlet end. Single bracket design replaces dual O.E. bracket design.

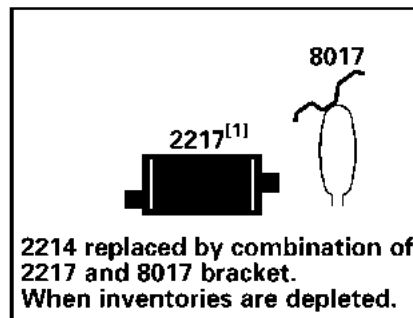
- [941] Replaces both front and rear converters, Only failed converters may be replaced.
 [958] Federal & California Emissions. Not For Sale or Use on vehicles licensed in the state of CA & NY (NY vehicles with CA Emissions). Check with your state authority for details.
 [960] California Emissions. Not For Sale or Use on vehicles licensed in the state of CA & NY. Check with your state authority.

FORD RANGER

(26533) 98-01 4 Cyl. Ranger; 2.5L Engine; 126" W.B.



OR



DIRECT FIT MSL/MAXIMUM Muffler... 700039 (Old Design), 700034 (Revised Design), UNIVERSAL FIT MSL/MAXIMUM Muffler... 709013 (Old Design), 709014 (Old Design), 709013 (Revised Design), Silentone DIY Muffler... 5555 (Old Design), 5555 (Revised Design)

NA-Not Available. NR-Not Required. FL-Remove and Re-Use Old Flange. ● Golden Warehouse. O.E.-Original Equipment.

Airtube Kit [4948] may be required to complete installation. EFI-Electronic Fuel Injection.

[1] OE system was a welded assembly. It is recommended that all parts noted [1] should be replaced.

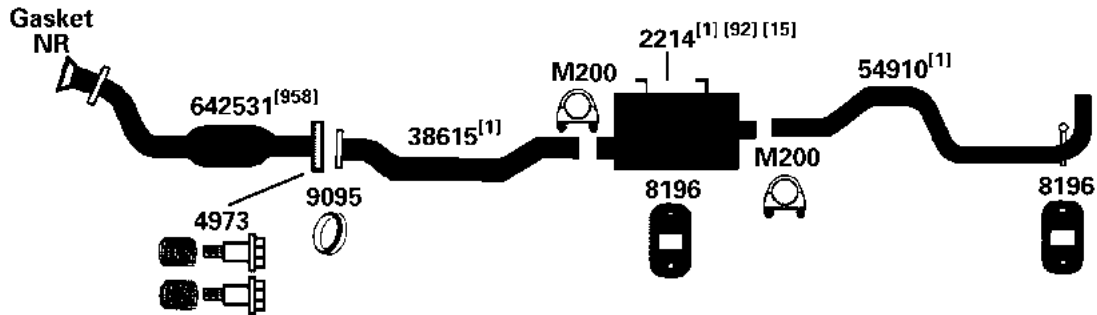
[15] Discontinued, use until inventory is depleted.

[92] Use bracket near inlet end. Single bracket design replaces dual O.E. bracket design.

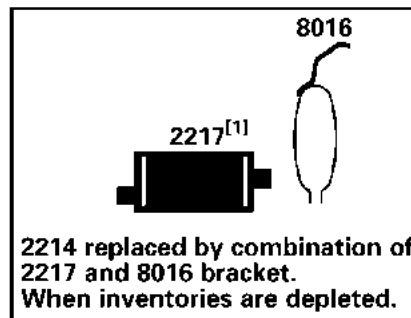
[958] Federal & California Emissions. Not For Sale or Use on vehicles licensed in the state of CA & NY (NY vehicles with CA Emissions). Check with your state authority for details.

95-97 4 Cyl. Ranger; 2.3L Engine; 125" W.B.

(26531)



OR



DIRECT FIT MSL/MAXIMUM Muffler... 700039 (Old Design), 700034 (Revised Design), UNIVERSAL FIT MSL/MAXIMUM Muffler... 709013 (Old Design), 709014 (Old Design), 709013 (Revised Design), Silentone DIY Muffler... 5555 (Old Design), 5555 (Revised Design)

NA-Not Available. NR-Not Required. FL-Remove and Re-Use Old Flange. ● Golden Warehouse. O.E.-Original Equipment.

Airtube Kit [4948] may be required to complete installation. EFI-Electronic Fuel Injection.

[1] OE system was a welded assembly. It is recommended that all parts noted [1] should be replaced.

[15] Discontinued, use until inventory is depleted.

[90] Use bracket near outlet end.

[958] Federal & California Emissions. Not For Sale or Use on vehicles licensed in the state of CA & NY (NY vehicles with CA Emissions). Check with your state authority for details.

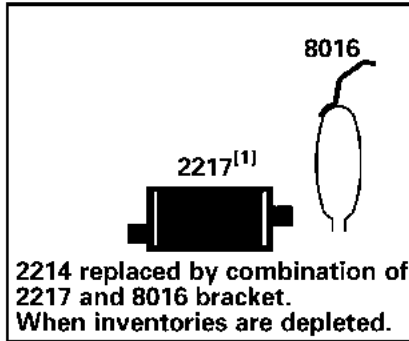
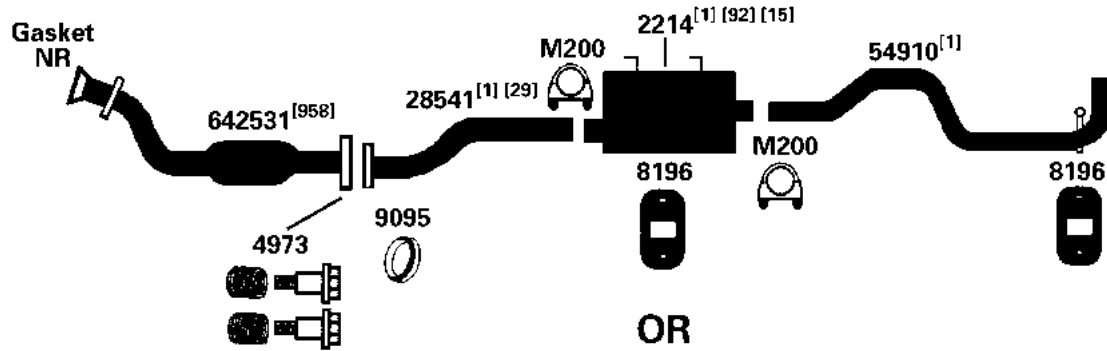
FORD RANGER

(26532)

95-97

4 Cyl.

Ranger; 2.3L Engine; 108", 114" W.B.



DIRECT FIT MSL/MAXIMUM Muffler... 700039 (Old Design), 700034 (Revised Design), UNIVERSAL FIT MSL/MAXIMUM Muffler... 709013 (Old Design), 709014 (Old Design), 709013 (Revised Design), Silentone DIY Muffler... 5555 (Old Design), 5555 (Revised Design)

NA-Not Available. NR-Not Required. FL-Remove and Re-Use Old Flange. ● Golden Warehouse. O.E.-Original Equipment.

Airtube Kit [4948] may be required to complete installation. EFI-Electronic Fuel Injection.

[1] OE system was a welded assembly. It is recommended that all parts noted [1] should be replaced.

[15] Discontinued, use until inventory is depleted.

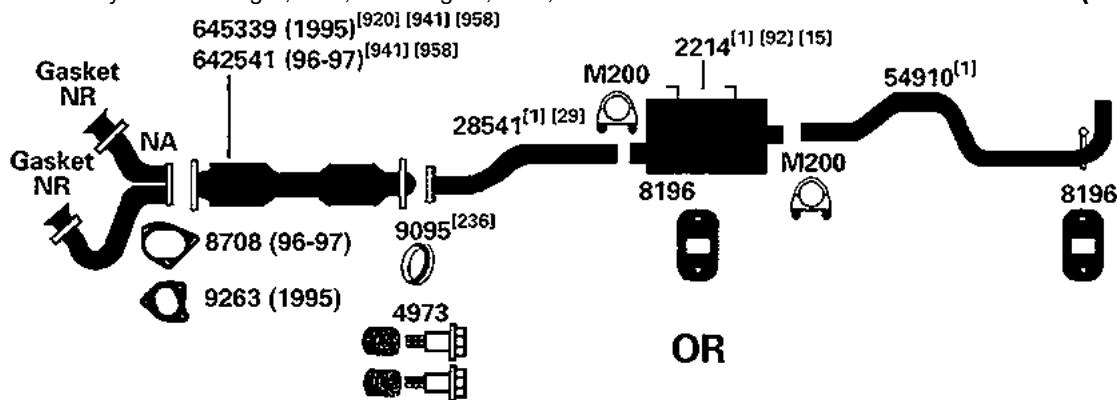
[29] Cut as required.

[90] Use bracket near outlet end.

[958] Federal & California Emissions. Not For Sale or Use on vehicles licensed in the state of CA & NY (NY vehicles with CA Emissions). Check with your state authority for details.

95-97 6 Cyl. Ranger; 3.0L, 4.0L Engine; 108", 114" W.B.

(26530)



DIRECT FIT MSL/MAXIMUM Muffler... 700039 (Old Design), 700034 (Revised Design), UNIVERSAL FIT MSL/MAXIMUM Muffler... 709013 (Old Design), 709014 (Old Design), 709013 (Revised Design), Silentone DIY Muffler... 5555 (Old Design), 5555 (Revised Design)

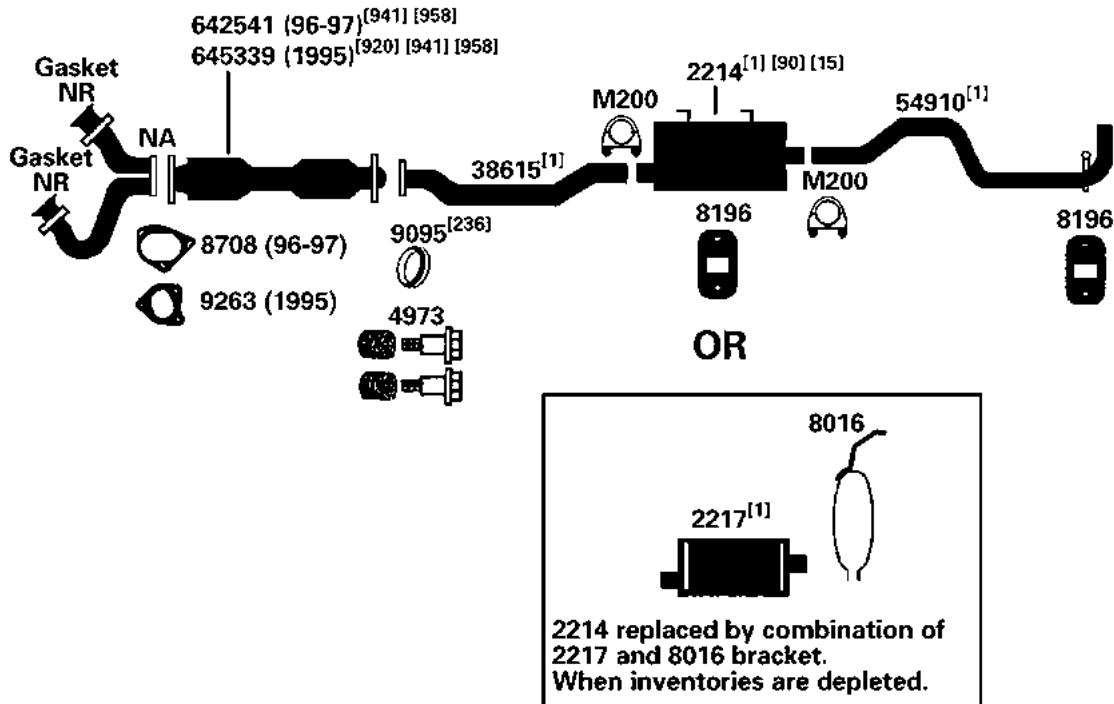
NA-Not Available. NR-Not Required. FL-Remove and Re-Use Old Flange. ● Golden Warehouse. O.E.-Original Equipment.
Airtube Kit [4948] may be required to complete installation. EFI-Electronic Fuel Injection.

- [1] OE system was a welded assembly. It is recommended that all parts noted [1] should be replaced.
[15] Discontinued, use until inventory is depleted.
[29] Cut as required.
[90] Use bracket near outlet end.

- [236] Not Required with aftermarket Converter
[920] Y-Pipe must be cut 1/2" from face of flange
[941] Replaces both front and rear converters, Only failed converters may be replaced.
[958] Federal & California Emissions. Not For Sale or Use on vehicles licensed in the state of CA & NY (NY vehicles with CA Emissions). Check with your state authority for details.

FORD RANGER

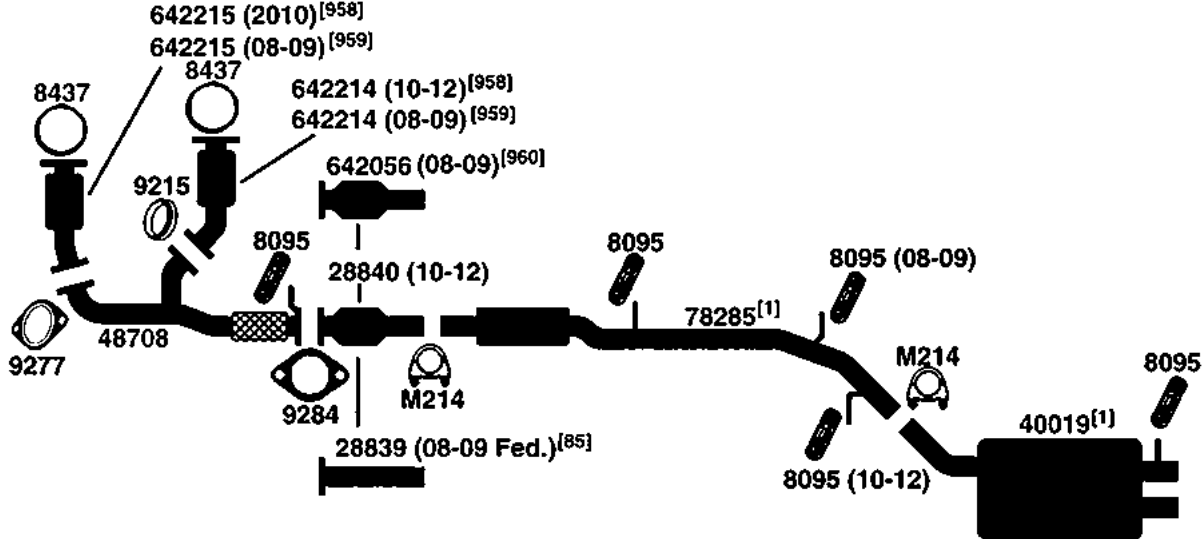
(26529) 95-97 6 Cyl. Ranger; 3.0L, 4.0L Engine; 125" W.B.



DIRECT FIT MSL/MAXIMUM Muffler... 700039 (Old Design), 700034 (Revised Design), UNIVERSAL FIT MSL/MAXIMUM Muffler... 709013 (Old Design), 709014 (Old Design), 709013 (Revised Design), Silentone DIY Muffler... 5555 (Old Design), 5555 (Revised Design)

FORD TAURUS

(102576) 08-12 6 Cyl. Taurus; 3.5L Engine; Non-Turbo; SE, SEL, Limited



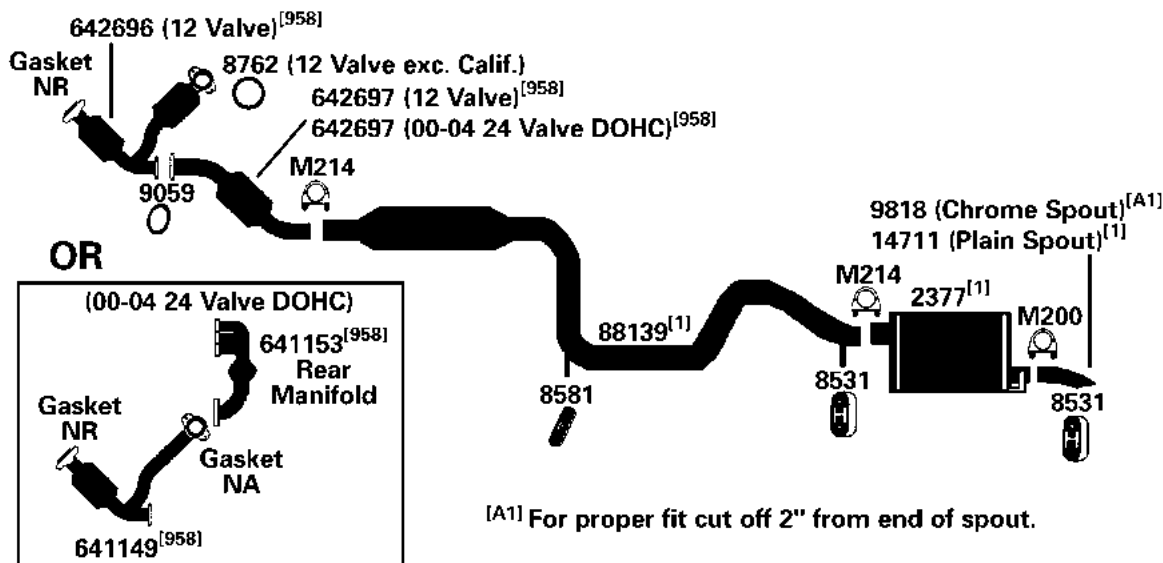
NA-Not Available. NR-Not Required. FL-Remove and Re-Use Old Flange. ● Golden Warehouse. O.E.-Original Equipment.
Airtube Kit [4948] may be required to complete installation. EFI-Electronic Fuel Injection.

- [1] OE system was a welded assembly. It is recommended that all parts noted [1] should be replaced.
[15] Discontinued, use until inventory is depleted.
[85] Can be used as a resonator eliminator pipe.
[90] Use bracket near outlet end.
[236] Not Required with aftermarket Converter

- [920] Y-Pipe must be cut 1/2" from face of flange
[941] Replaces both front and rear converters, Only failed converters may be replaced.
[958] Federal & California Emissions. Not For Sale or Use on vehicles licensed in the state of CA & NY (NY vehicles with CA Emissions). Check with your state authority for details.
[959] Federal Emissions. Not For Sale or Use on vehicles licensed in the state of CA. Check with your state authority.
[960] California Emissions. Not For Sale or Use on vehicles licensed in the state of CA & NY. Check with your state authority.

00-07 6 Cyl. Taurus Sedan and Station Wagon, 3.0L Engine, Single Exhaust

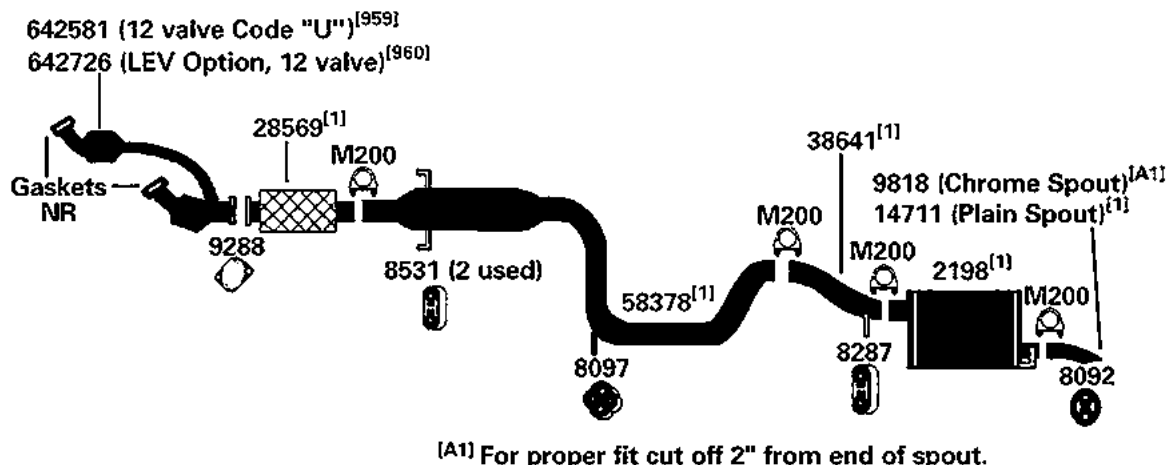
(100373)



DIRECT FIT MSL/MAXIMUM Muffler... 700388

96-99 6 Cyl. Taurus Sedan and Station Wagon, 3.0L Engine, Single Exhaust

(11311)



DIRECT FIT MSL/MAXIMUM Muffler... 700256, UNIVERSAL FIT MSL/MAXIMUM Muffler... 6516, 6538, 6553, 6556, 709011, 709012

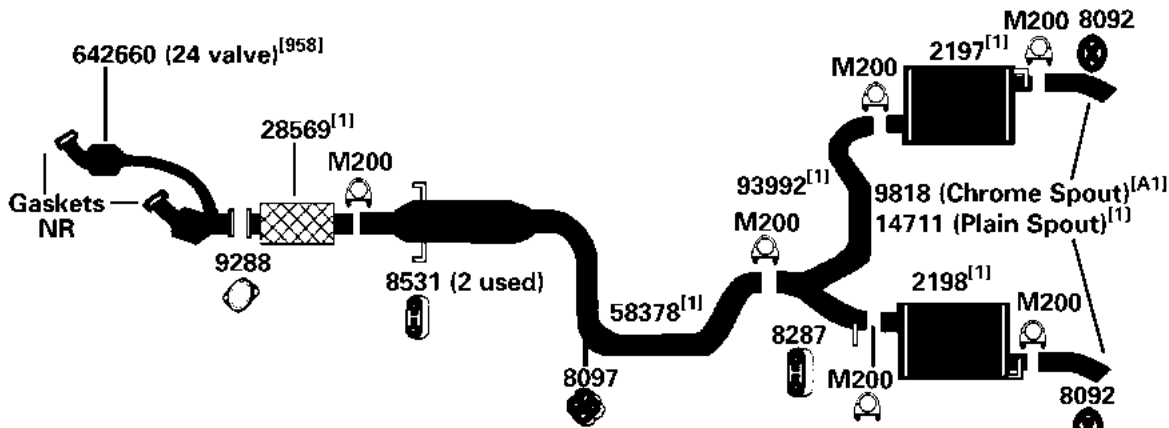
NA-Not Available. NR-Not Required. FL-Remove and Re-Use Old Flange. ● Golden Warehouse. O.E.-Original Equipment.
Airtube Kit [4948] may be required to complete installation. EFI-Electronic Fuel Injection.

[1] OE system was a welded assembly. It is recommended that all parts noted [1] should be replaced.
[958] Federal & California Emissions. Not For Sale or Use on vehicles licensed in the state of CA & NY (NY vehicles with CA Emissions). Check with your state authority for details.

[959] Federal Emissions. Not For Sale or Use on vehicles licensed in the state of CA. Check with your state authority.
[960] California Emissions. Not For Sale or Use on vehicles licensed in the state of CA & NY. Check with your state authority.

FORD TAURUS

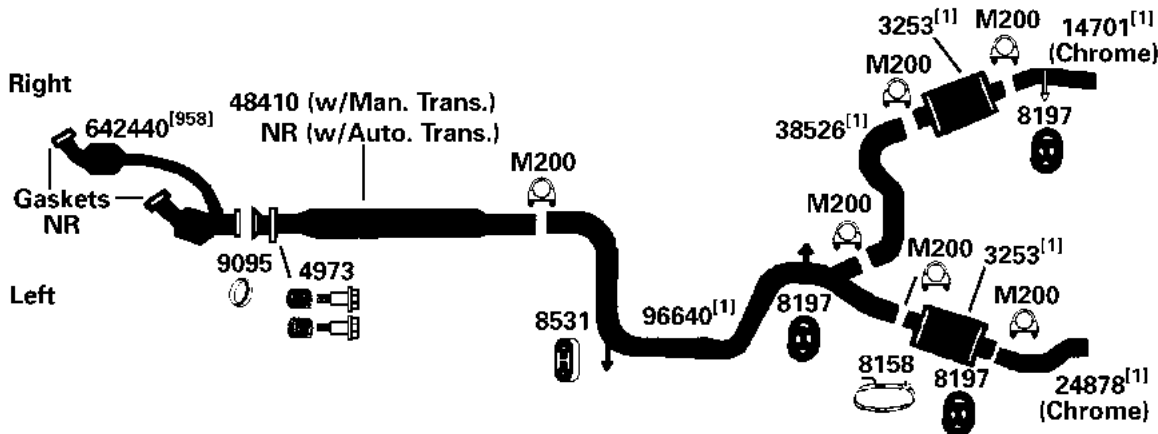
(11310) 96-99 6 Cyl. Taurus Sedan and Station Wagon, 3.0L Engine, Dual Exhaust



[A1] For proper fit cut off 2" from end of spout.

DIRECT FIT MSL/MAXIMUM Muffler... Muffler (2198)- 700256 (Left), Muffler (2197)- 700255 (Right), UNIVERSAL FIT MSL/MAXIMUM Muffler... Muffler (2198)- 6516 (Left), 6538 (Left), 6553 (Left), 6556 (Left), 709011 (Left), 709012 (Left), Muffler (2197)- 6516 (Right), 6538 (Right), 6553 (Right), 6556 (Right), 709011 (Right), 709012 (Right)

(11309) 1995 6 Cyl. Taurus SHO, 3.0L (182) Engine, Dual Exhaust



DIRECT FIT MSL/MAXIMUM Muffler... Left 700098, Right 700098, UNIVERSAL FIT MSL/MAXIMUM Muffler... Left 6516, 6538, 709011, 709012, Right 6516, 6538, 709011, 709012, Silentone DIY Muffler... Left 5533, Right 5533

NA-Not Available. NR-Not Required. FL-Remove and Re-Use Old Flange. ● Golden Warehouse. O.E.-Original Equipment.

Airtube Kit [4948] may be required to complete installation. EFI-Electronic Fuel Injection.

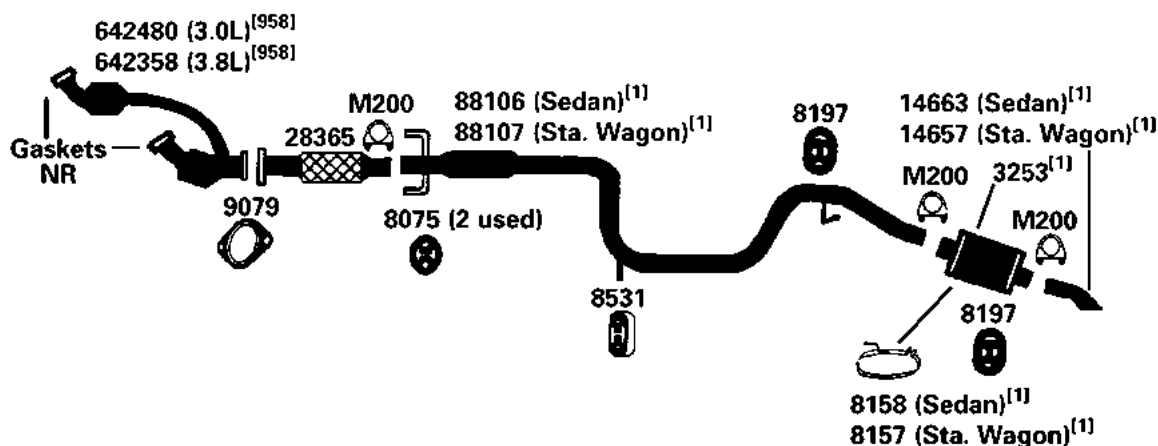
[1] OE system was a welded assembly. It is recommended that all parts noted [1] should be replaced.

[958] Federal & California Emissions. Not For Sale or Use on vehicles licensed in the state of CA & NY (NY vehicles with CA Emissions). Check with your state authority for details.

FORD TAURUS

1995 6 Cyl. Taurus, 3.0L (182) Engine, Single Exhaust
 1995 6 Cyl. Taurus, 3.8L (232) Engine, Single Exhaust

(11307)

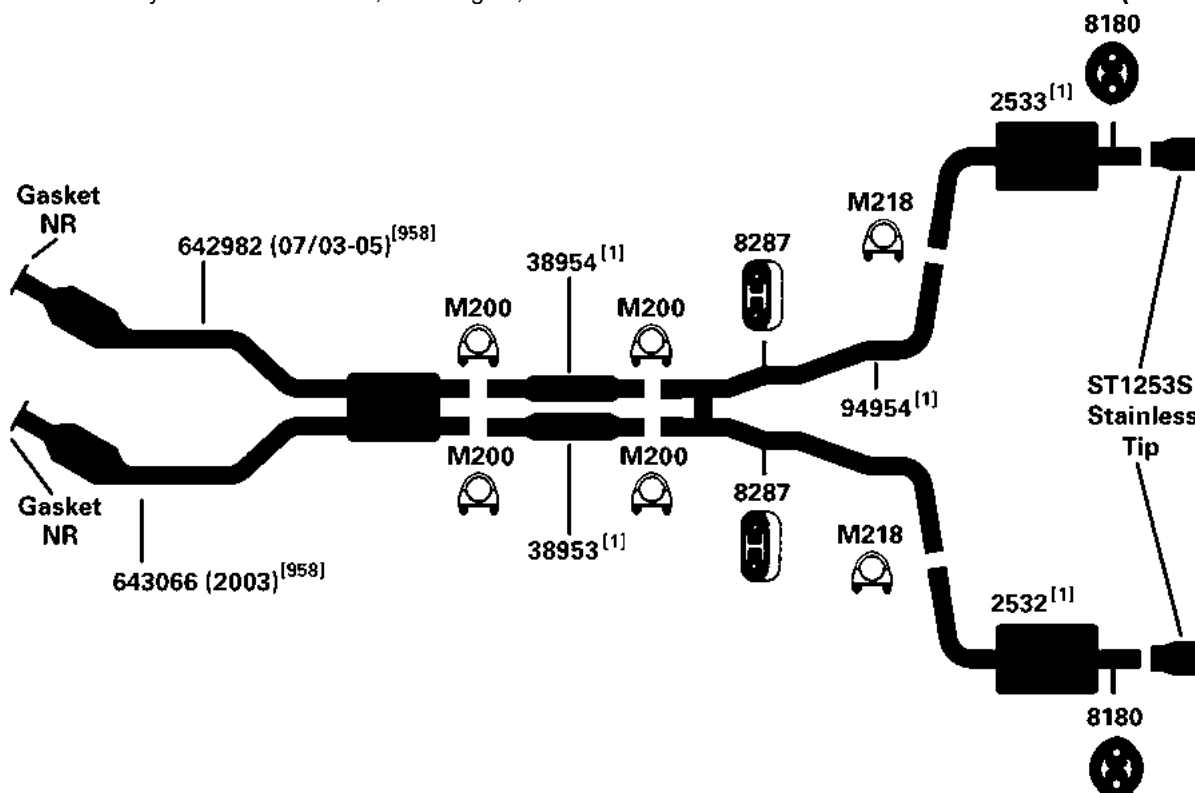


DIRECT FIT MSL/MAXIMUM Muffler... 700098, UNIVERSAL FIT MSL/MAXIMUM Muffler... 6516, 6538, 709011, 709012, Silentone DIY Muffler... 5533

FORD THUNDERBIRD

03-05 8 Cyl. Thunderbird, 3.9L Engine, 11-18-02 to 2005

(101982)



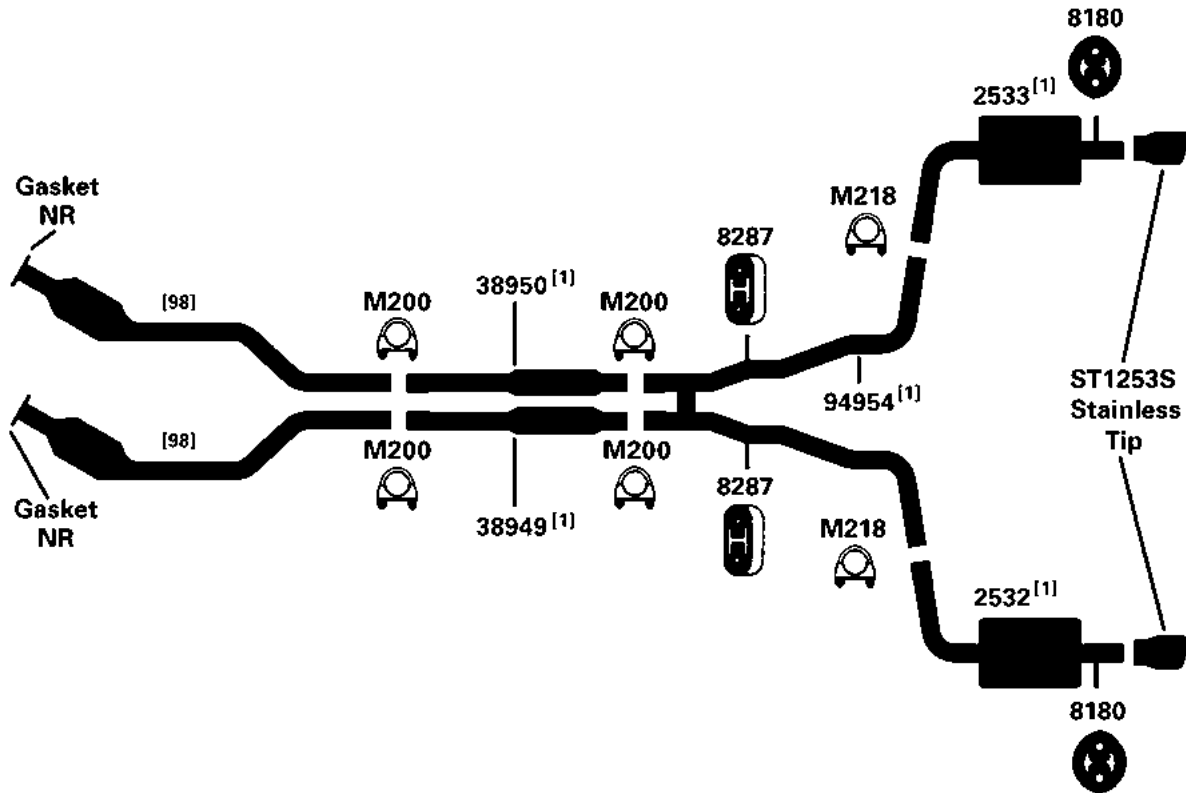
NA-Not Available. NR-Not Required. FL-Remove and Re-Use Old Flange. ● Golden Warehouse. O.E.-Original Equipment.
 # Airtube Kit [4948] may be required to complete installation. EFI-Electronic Fuel Injection.

[1] OE system was a welded assembly. It is recommended that all parts noted [1] should be replaced.

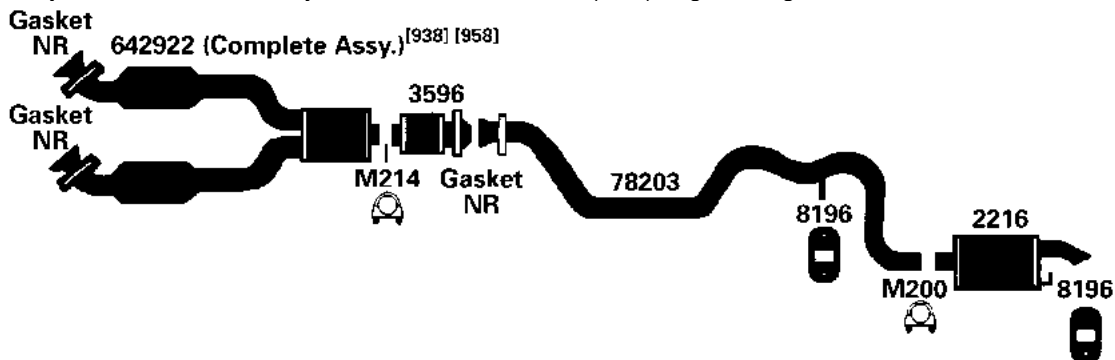
[958] Federal & California Emissions. Not For Sale or Use on vehicles licensed in the state of CA & NY (NY vehicles with CA Emissions). Check with your state authority for details.

FORD THUNDERBIRD

(101981) 02-03 8 Cyl. Thunderbird, 3.9L Engine, 06-04-01 to 11-18-02



(100055) 96-97 6 Cyl. Thunderbird, 232 (3.8L) Engine, Single Exhaust



NA-Not Available. NR-Not Required. FL-Remove and Re-Use Old Flange. ● Golden Warehouse. O.E.-Original Equipment.

Airtube Kit [4948] may be required to complete installation. EFI-Electronic Fuel Injection.

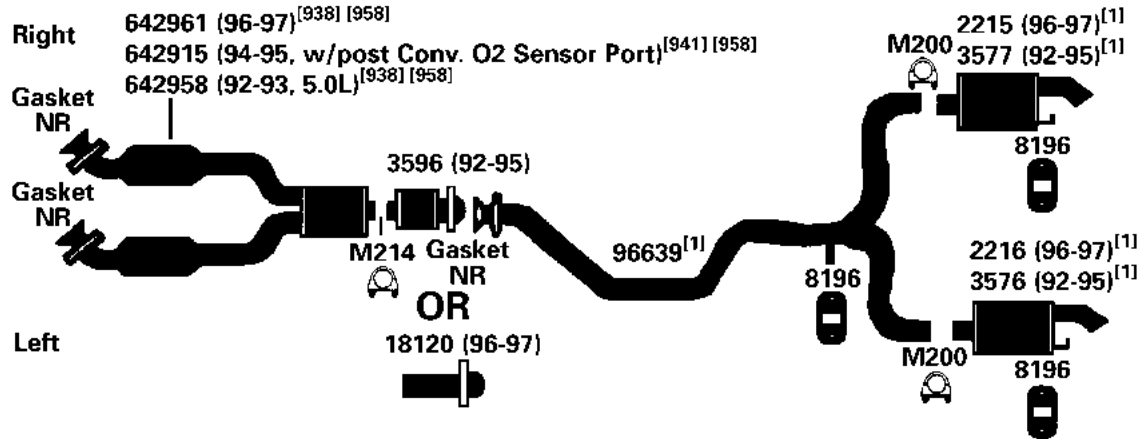
[1] OE system was a welded assembly. It is recommended that all parts noted [1] should be replaced.

[98] Refer to current Catalytic Converter catalog or Website catalog for availability.

[938] Direct fit unit contains front and rear converter body. Only failed converters may be replaced.

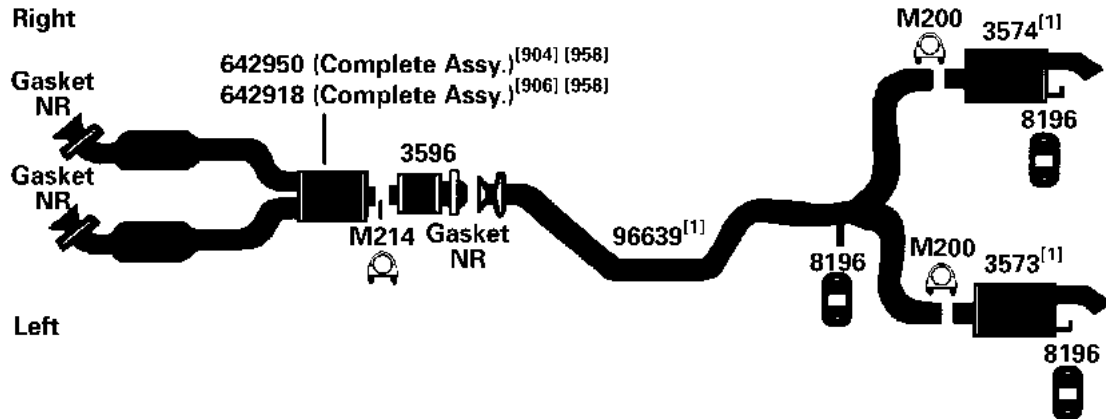
[958] Federal & California Emissions. Not For Sale or Use on vehicles licensed in the state of CA & NY (NY vehicles with CA Emissions). Check with your state authority for details.

95-97 8 Cyl. Thunderbird, 280 (4.6L) Engine, Dual Exhaust (5791)

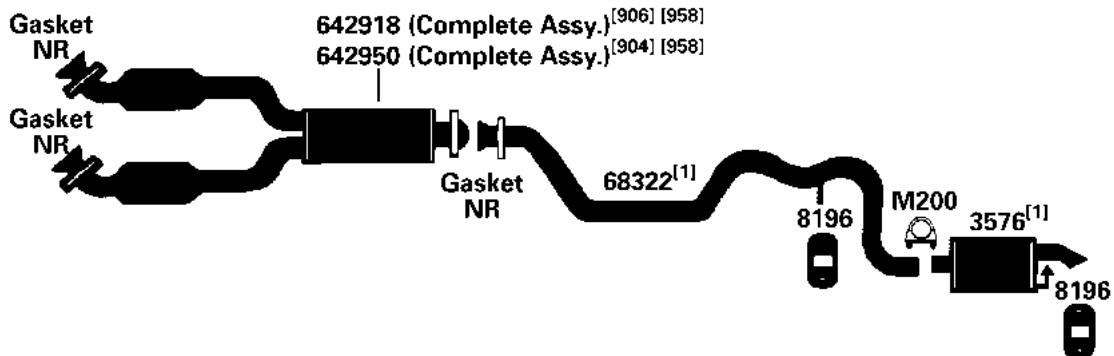


DIRECT FIT MSL/MAXIMUM Muffler... Left Muffler (3576) (92-95)- 700200 (Left)

1995 6 Cyl. Thunderbird Super Coupe, 232 (3.8L) Engine, Dual Exhaust; Manual Trans. only (5794)



1995 6 Cyl. Thunderbird, 232 (3.8L) Engine, Single Exhaust (5793)



DIRECT FIT MSL/MAXIMUM Muffler... 700200

NA-Not Available. NR-Not Required. FL-Remove and Re-Use Old Flange. ● Golden Warehouse. O.E.-Original Equipment.

Airtube Kit [4948] may be required to complete installation. EFI-Electronic Fuel Injection.

[1] OE system was a welded assembly. It is recommended that all parts noted [1] should be replaced.

[904] w/O2 Sensor ports in Converter.

[906] w/o O2 Sensor ports in Converter.

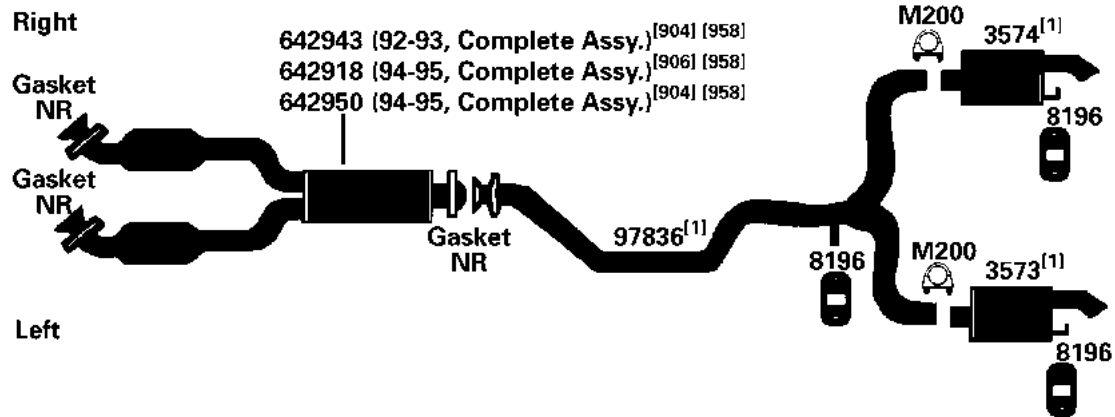
[938] Direct fit unit contains front and rear converter body. Only failed converters may be replaced.

[941] Replaces both front and rear converters. Only failed converters may be replaced.

[958] Federal & California Emissions. Not For Sale or Use on vehicles licensed in the state of CA & NY (NY vehicles with CA Emissions). Check with your state authority for details.

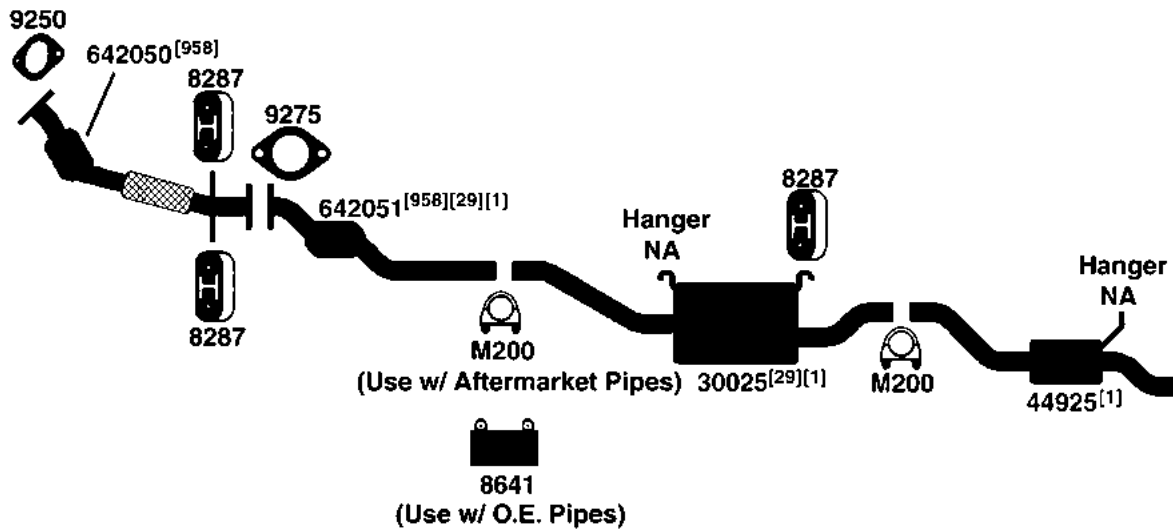
FORD THUNDERBIRD

(5792) 1995 6 Cyl. Thunderbird Super Coupe, 232 (3.8L) Engine, Dual Exhaust; Auto. Trans.



FORD TRANSIT CONNECT

(102659) 10-13 4 Cyl. Transit Connect, 2.0L



NA-Not Available. NR-Not Required. FL-Remove and Re-Use Old Flange. ● Golden Warehouse. O.E.-Original Equipment.

Airtube Kit [4948] may be required to complete installation. EFI-Electronic Fuel Injection.

[1] OE system was a welded assembly. It is recommended that all parts noted [1] should be replaced.

[29] Cut as required.

[904] w/O2 Sensor ports in Converter.

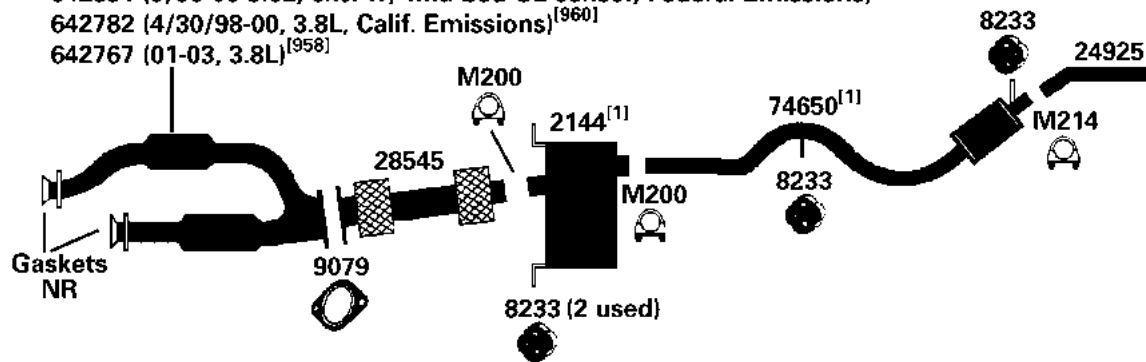
[906] w/o O2 Sensor ports in Converter.

[958] Federal & California Emissions. Not For Sale or Use on vehicles licensed in the state of CA & NY (NY vehicles with CA Emissions). Check with your state authority for details.

99-03 6 Cyl. Windstar, 3.8L Engine
 99-00 6 Cyl. Windstar, 3.0L Engine

(100275)

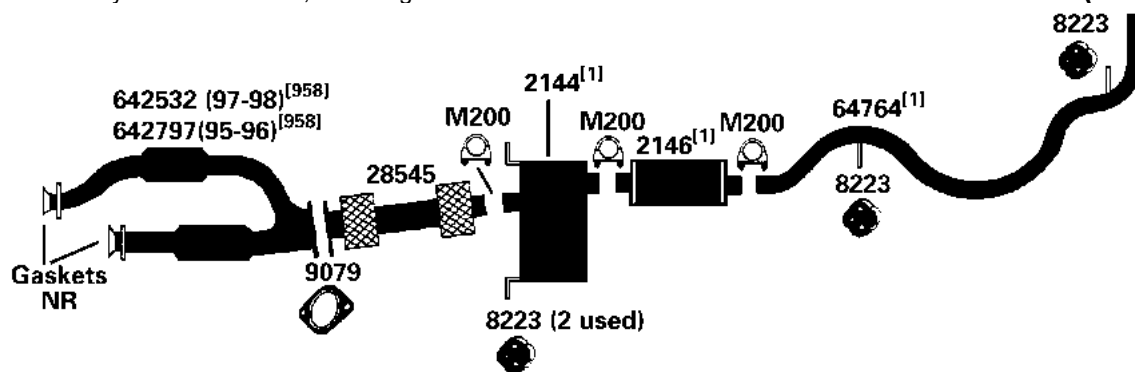
642691 (5/98-00 3.8L, exc. w/ mid-bed O2 sensor, Federal Emissions)^[959]
 642782 (4/30/98-00, 3.8L, Calif. Emissions)^[960]
 642767 (01-03, 3.8L)^[958]



DIRECT FIT MSL/MAXIMUM Muffler... 700247

95-98 6 Cyl. Windstar, 3.0L Engine

(35050)



DIRECT FIT MSL/MAXIMUM Muffler... Front 700247, Rear 700312

NA-Not Available. NR-Not Required. FL-Remove and Re-Use Old Flange. ● Golden Warehouse. O.E.-Original Equipment.
 # Airtube Kit [4948] may be required to complete installation. EFI-Electronic Fuel Injection.

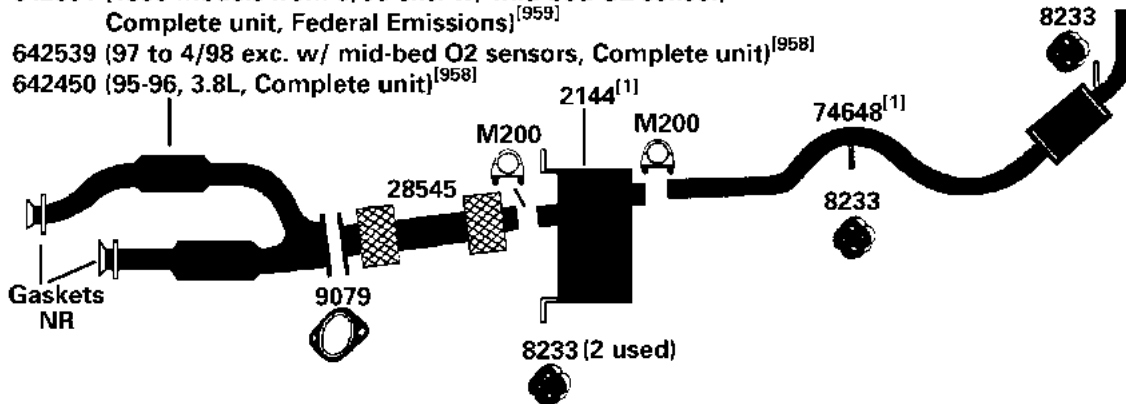
[1] OE system was a welded assembly. It is recommended that all parts noted [1] should be replaced.
 [958] Federal & California Emissions. Not For Sale or Use on vehicles licensed in the state of CA & NY (NY vehicles with CA Emissions). Check with your state authority for details.

[959] Federal Emissions. Not For Sale or Use on vehicles licensed in the state of CA. Check with your state authority.
 [960] California Emissions. Not For Sale or Use on vehicles licensed in the state of CA & NY. Check with your state authority.

FORD WINDSTAR

(35051) 95-98 6 Cyl. Windstar; 3.8L Engine

642781 (97-4/29/98, Calif. Emissions)^[960]
 642782 (4/30/98-98, Calif. Emissions)^[960]
 642691 (1998 models from 5/98 exc. w/ mid-bed O2 sensor,
 Complete unit, Federal Emissions)^[959]
 642539 (97 to 4/98 exc. w/ mid-bed O2 sensors, Complete unit)^[958]
 642450 (95-96, 3.8L, Complete unit)^[958]



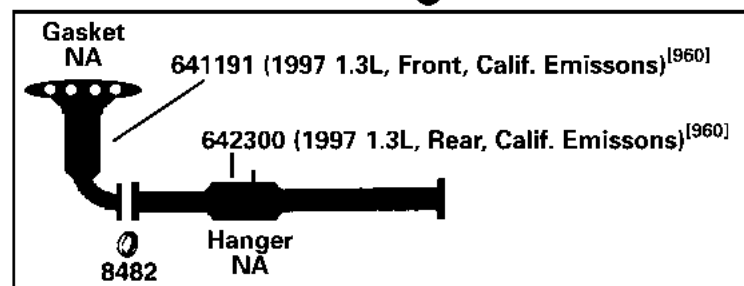
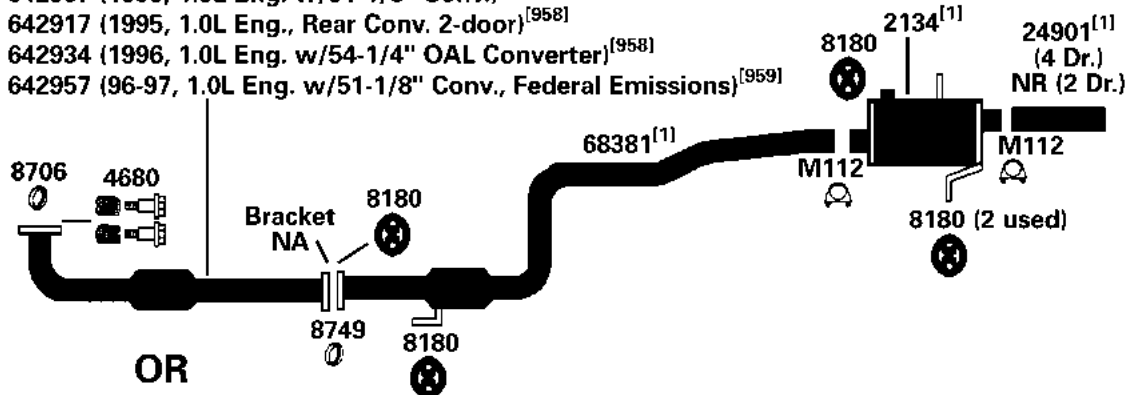
DIRECT FIT MSL/MAXIMUM Muffler... 700247

GEO

GEO METRO (see CHEVROLET METRO for 1998 & later)

(12651) 95-97 3 Cyl. Metro, 1.0L Engine
 95-97 4 Cyl. Metro, 1.3L Engine

642957 (1997, 1.3L Eng. w/51-1/8" Conv. Federal Emissions)^[959]
 642957 (1996, 1.3L Eng. w/51-1/8" Conv.)^[958]
 642917 (1995, 1.0L Eng., Rear Conv. 2-door)^[958]
 642934 (1996, 1.0L Eng. w/54-1/4" OAL Converter)^[958]
 642957 (96-97, 1.0L Eng. w/51-1/8" Conv., Federal Emissions)^[959]



DIRECT FIT MSL/MAXIMUM Muffler... 700179

NA-Not Available. NR-Not Required. FL-Remove and Re-Use Old Flange. ● Golden Warehouse. O.E.-Original Equipment.

Airtube Kit [4948] may be required to complete installation. EFI-Electronic Fuel Injection.

[1] OE system was a welded assembly. It is recommended that all parts noted [1] should be replaced.

[958] Federal & California Emissions. Not For Sale or Use on vehicles licensed in the state of CA & NY. Check with your state authority.

state of CA & NY (NY vehicles with CA Emissions). Check with your state authority for details.

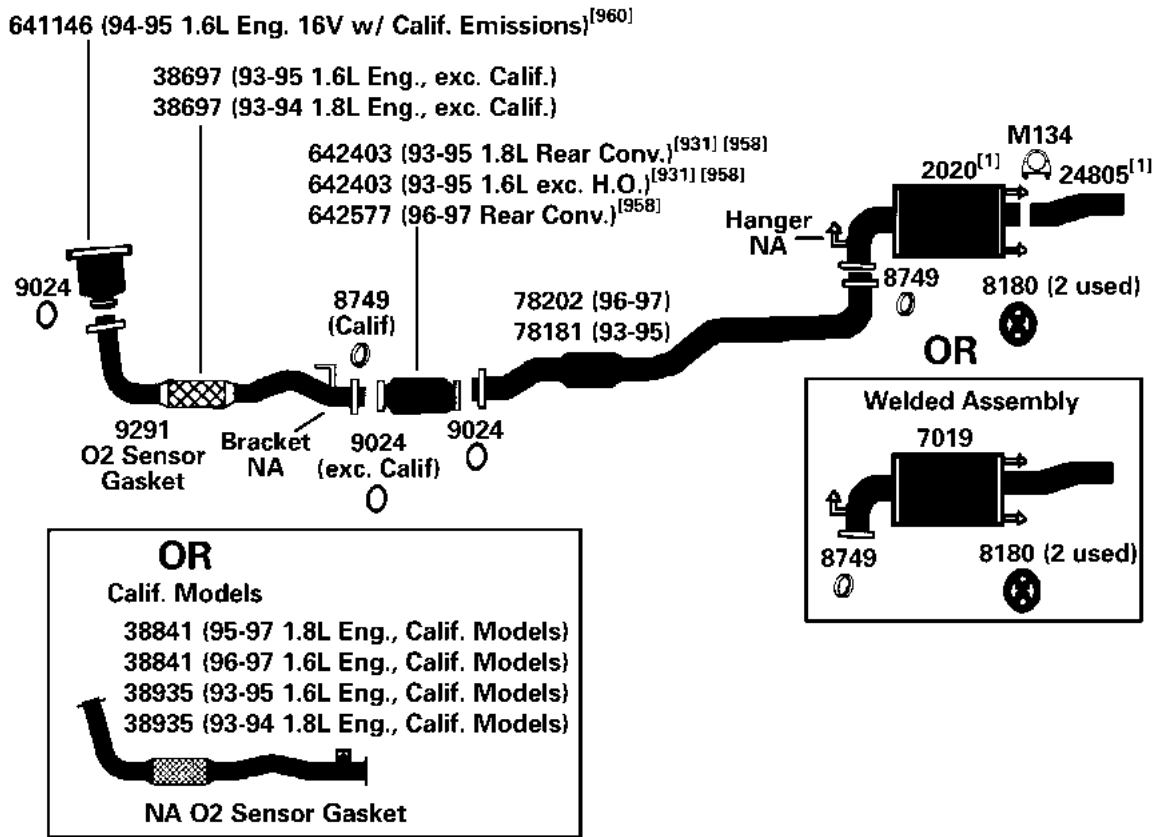
[959] Federal Emissions. Not For Sale or Use on vehicles licensed in the state of CA. Check with your state authority.

[960] California Emissions. Not For Sale or Use on vehicles licensed in the state of CA & NY. Check with your state authority.

GEO PRIZM (see CHEVROLET PRIZM for 1998 & later)

95-97 4 Cyl. Prizm, 1.6L Engine; Prizm LSI, 1.8L Engine

(12702)

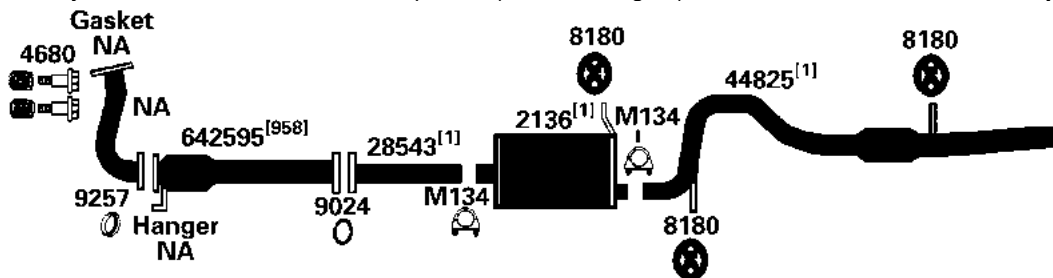


DIRECT FIT MSL/MAXIMUM Muffler... Split System- 700211

GEO TRACKER (Also see Chev./GMC Tracker)

96-97 4 Cyl. Tracker; 4-Door Hardtop; 1.6L (16 Valve Engine)

(33802)



DIRECT FIT MSL/MAXIMUM Muffler... 700243

NA-Not Available. NR-Not Required. FL-Remove and Re-Use Old Flange. ● Golden Warehouse. O.E.-Original Equipment.

Airtube Kit [4948] may be required to complete installation. EFI-Electronic Fuel Injection.

[1] OE system was a welded assembly. It is recommended that all parts noted [1] should be replaced.

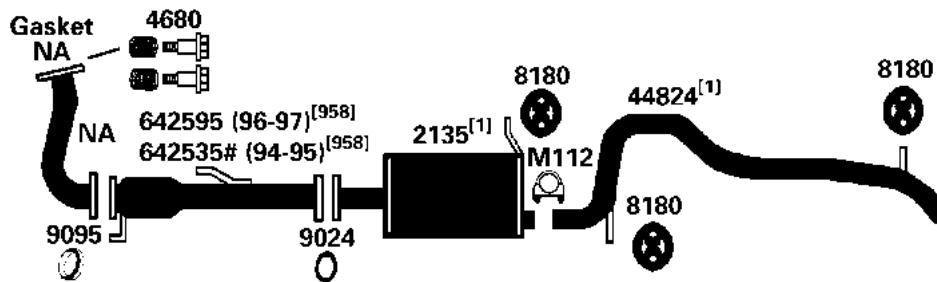
[931] This unit was designed to fit many applications. Measurement of the old unit and cutting of new unit is required.

[958] Federal & California Emissions. Not For Sale or Use on vehicles licensed in the state of CA & NY (NY vehicles with CA Emissions). Check with your state authority for details.

[960] California Emissions. Not For Sale or Use on vehicles licensed in the state of CA & NY. Check with your state authority.

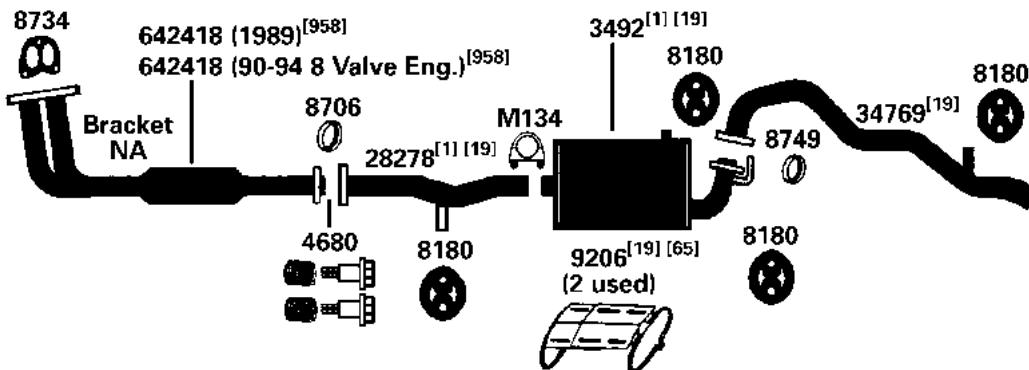
GEO TRACKER (Also see Chev./GMC Tracker)

(33801) 95-97 4 Cyl. Tracker, 2-Door & Convertibles; 1.6L (16 Valve Engine)



DIRECT FIT MSL/MAXIMUM Muffler... 700242, UNIVERSAL FIT MSL/MAXIMUM Muffler... 6651

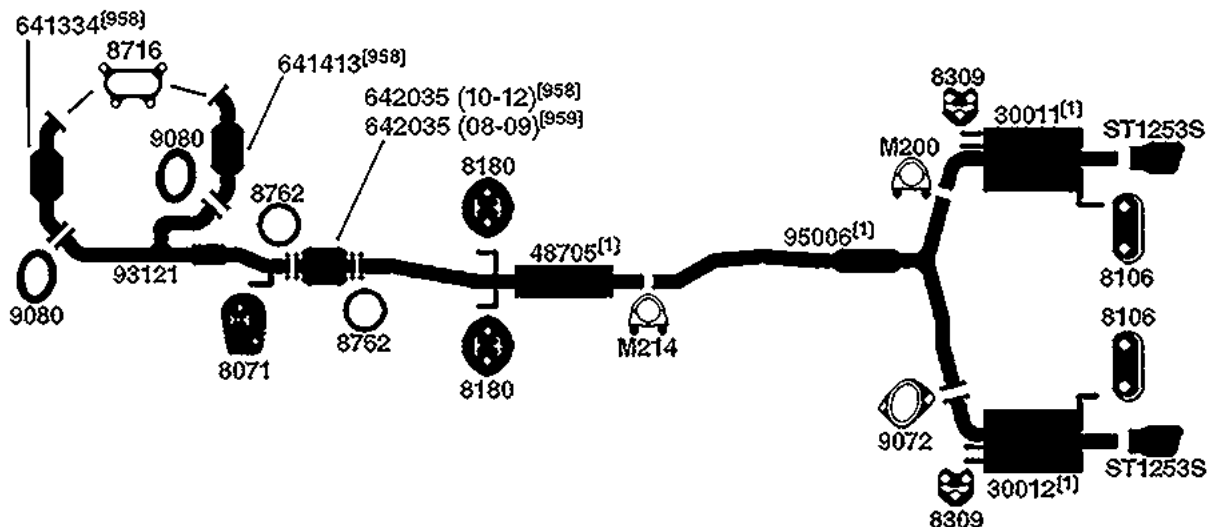
(33800) 1995 4 Cyl. Tracker; 1.6L Engine (except 16 Valve Engine)



DIRECT FIT MSL/MAXIMUM Muffler... 700024, UNIVERSAL FIT MSL/MAXIMUM Muffler... 709008

HONDA HONDA ACCORD

(102573) 08-12 6 Cyl. Accord Sedan, 3.5L Engine



NA-Not Available. NR-Not Required. FL-Remove and Re-Use Old Flange. ● Golden Warehouse. O.E.-Original Equipment.

Airtube Kit [4948] may be required to complete installation. EFI-Electronic Fuel Injection.

[1] OE system was a welded assembly. It is recommended that all parts noted [1] should be replaced.

[19] On vehicles that have an O.E. one piece exhaust pipe-muffler-tail pipe assembly, all parts noted [19] must be used in combination to replace the O.E. assembly.

[65] Heat Shield 9206 is required for installation.

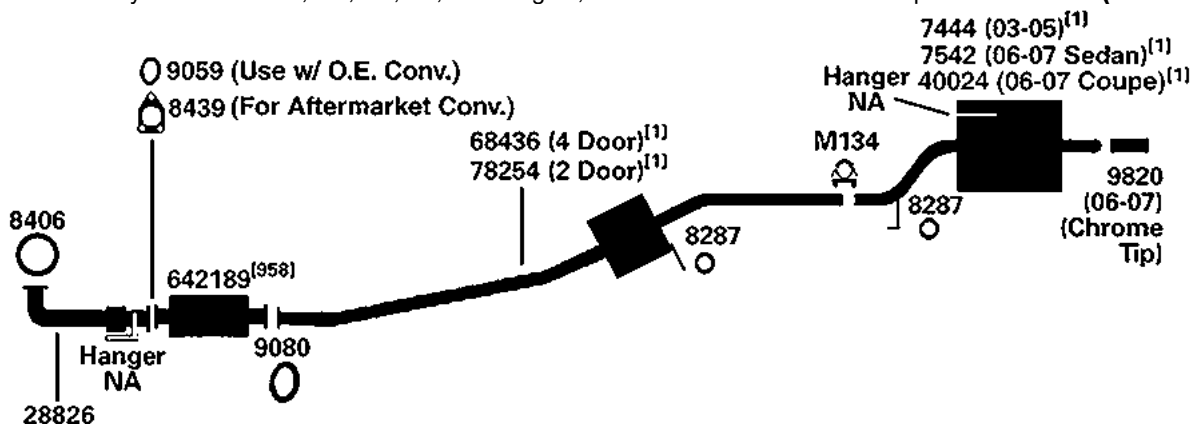
[95] Late 1982 models with bracket below tail pipe.

[958] Federal & California Emissions. Not For Sale or Use on vehicles licensed in the state of CA & NY (NY vehicles with CA Emissions). Check with your state authority for details.

[959] Federal Emissions. Not For Sale or Use on vehicles licensed in the state of CA. Check with your state authority.

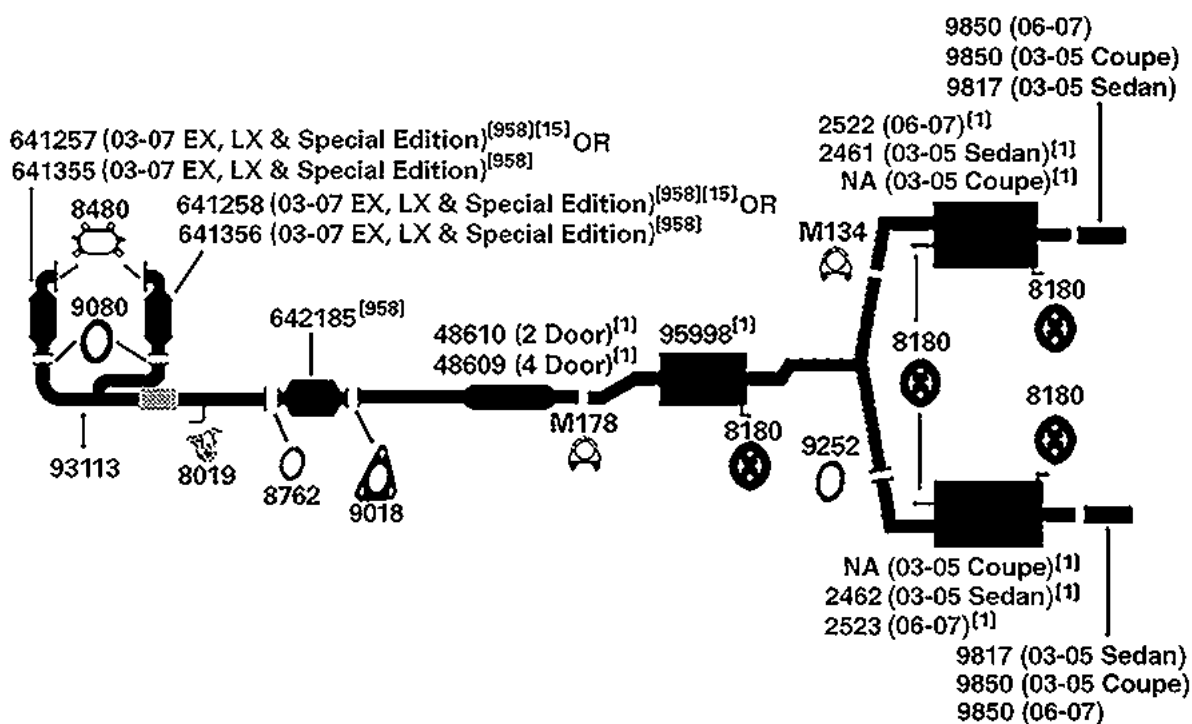
03-07 4 Cyl. Accord, DX, EX, LX, 2.4L Engine, 4 Door Sedan and 2 Door Coupe

(100394)



03-07 6 Cyl. Accord, 3.0L Engine; 2 Door Coupe and 4 Door Sedan; Including Hybrid

(100721)



NA-Not Available. NR-Not Required. FL-Remove and Re-Use Old Flange. ● Golden Warehouse. O.E.-Original Equipment.

Airtube Kit [4948] may be required to complete installation. EFI-Electronic Fuel Injection.

[1] OE system was a welded assembly. It is recommended that all parts noted [1] should be replaced.

[15] Discontinued, use until inventory is depleted.

[958] Federal & California Emissions. Not For Sale or Use on vehicles licensed in the state of CA & NY (NY vehicles with CA Emissions). Check with your state authority for details.

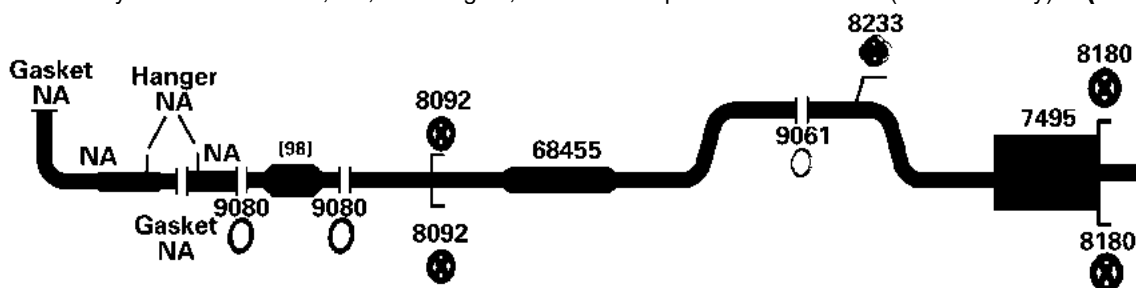
Accord, DX, LX, EX, SE, 2.3L Engine, 2 Door Coupe and 4 Door Sedan
(Including Value Package)



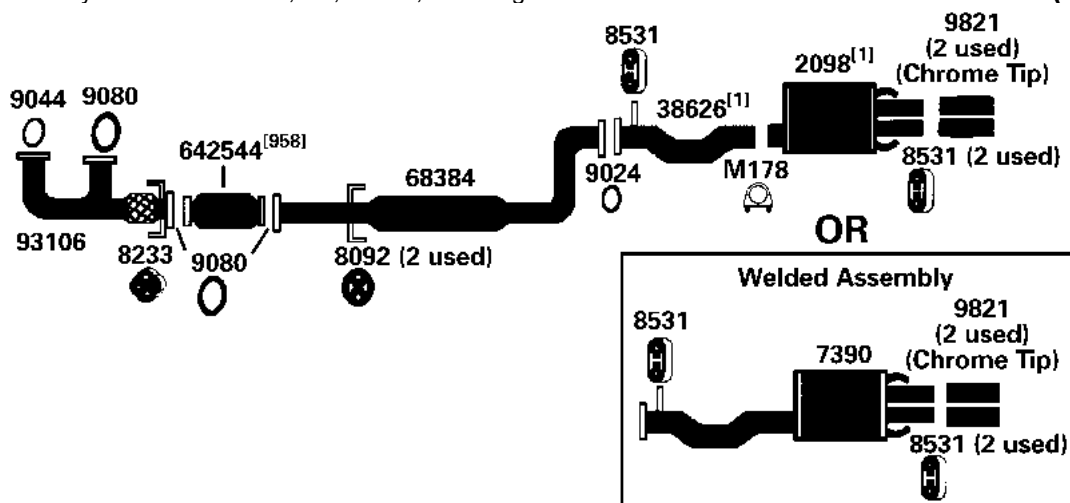
Airtube Kit [4948] may be required to complete installation. EFI-Electronic Fuel Injection.

- [958] Federal & California Emissions. Not For Sale or Use on vehicles licensed in the state of CA & NY (NY vehicles with CA Emissions). Check with your state authority for details.
- [959] Federal Emissions. Not For Sale or Use on vehicles licensed in the state of CA. Check with your state authority.
- [960] California Emissions. Not For Sale or Use on vehicles licensed in the state of CA & NY. Check with your state authority.

95-97 4 Cyl. Accord LX, SE; 2.2L Engine; Sedan & Coupe California Models (U.S. built only) **(100706)**

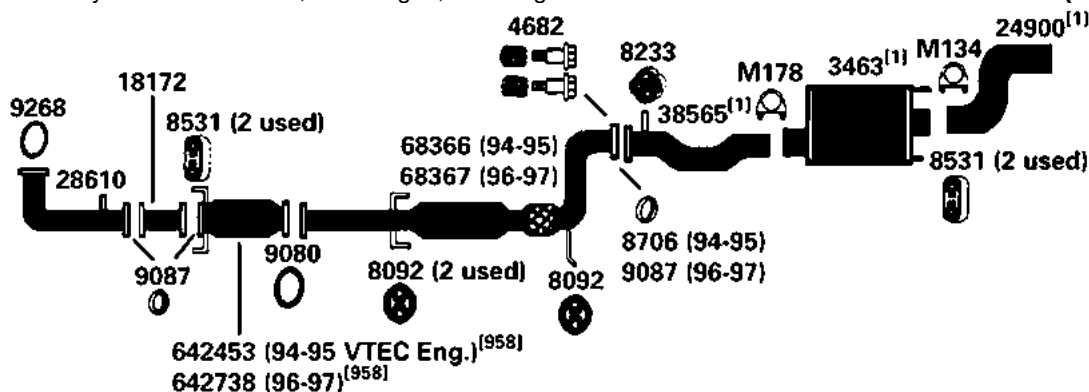


95-97 6 Cyl. Accord LX, EX; Sedan, 2.7L Engine **(5851)**



DIRECT FIT MSL/MAXIMUM Muffler... Split System- 700188

95-97 4 Cyl. Accord LX; Sta. Wagon, 2.2L Engine **(5848)**



DIRECT FIT MSL/MAXIMUM Muffler... 700280, UNIVERSAL FIT MSL/MAXIMUM Muffler... 700018

NA-Not Available. NR-Not Required. FL-Remove and Re-Use Old Flange. ● Golden Warehouse. O.E.-Original Equipment.
Airtube Kit [4948] may be required to complete installation. EFI-Electronic Fuel Injection.

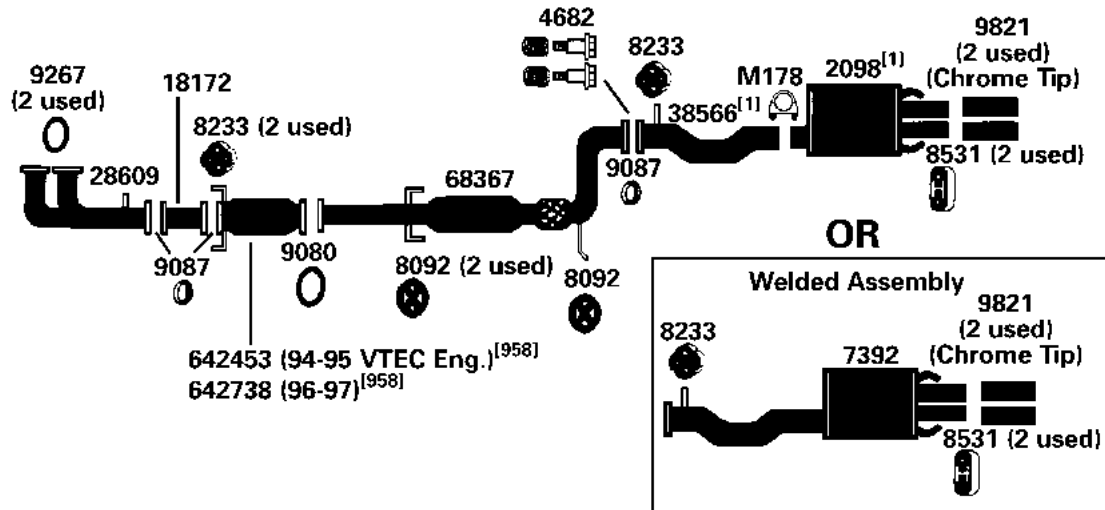
[1] OE system was a welded assembly. It is recommended that all parts noted [1] should be replaced.

[98] Refer to current Catalytic Converter catalog or Website catalog for availability.

[958] Federal & California Emissions. Not For Sale or Use on vehicles licensed in the state of CA & NY (NY vehicles with CA Emissions). Check with your state authority for details.

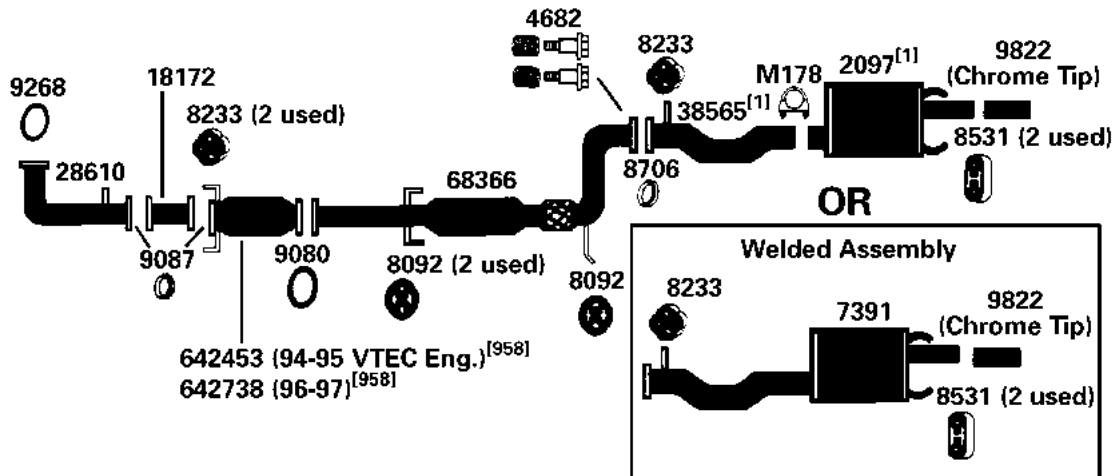
HONDA ACCORD

(5849) 95-97 4 Cyl. Accord EX; 2-Door Coupe, 4-Door Sedan; 2.2L Engine



DIRECT FIT MSL/MAXIMUM Muffler... Split System- 700188

(5850) 95-97 4 Cyl. Accord DX, LX, SE; 2.2L Engine; (except 1995-97 LX, SE 4-Door California models), (except Sta. Wagon)



DIRECT FIT MSL/MAXIMUM Muffler... Split System- 700181, UNIVERSAL FIT MSL/MAXIMUM Muffler... Split System- 6503, 6544, Silentone DIY Muffler... Split System- 5572 and 14762 Pipe

NA-Not Available. NR-Not Required. FL-Remove and Re-Use Old Flange. ● Golden Warehouse. O.E.-Original Equipment.

Airtube Kit [4948] may be required to complete installation. EFI-Electronic Fuel Injection.

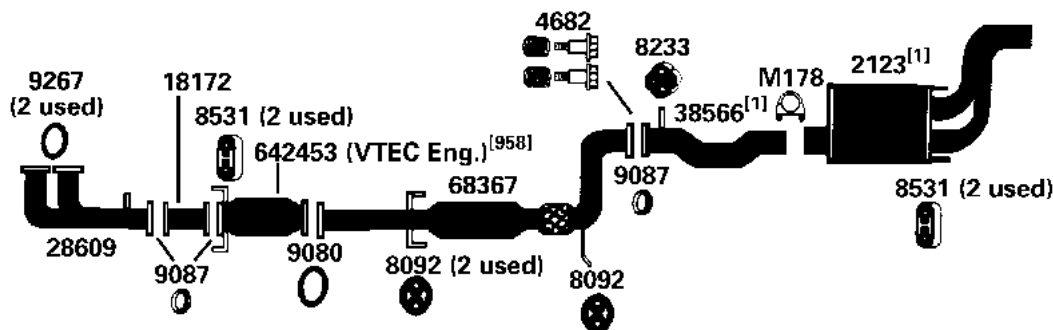
[1] OE system was a welded assembly. It is recommended that all parts noted [1] should be replaced.

[958] Federal & California Emissions. Not For Sale or Use on vehicles licensed in the state of CA & NY (NY vehicles with CA Emissions). Check with your state authority for details.

HONDA ACCORD

1995 4 Cyl. Accord EX Sta. Wagon, 2.2L Engine

(5847)

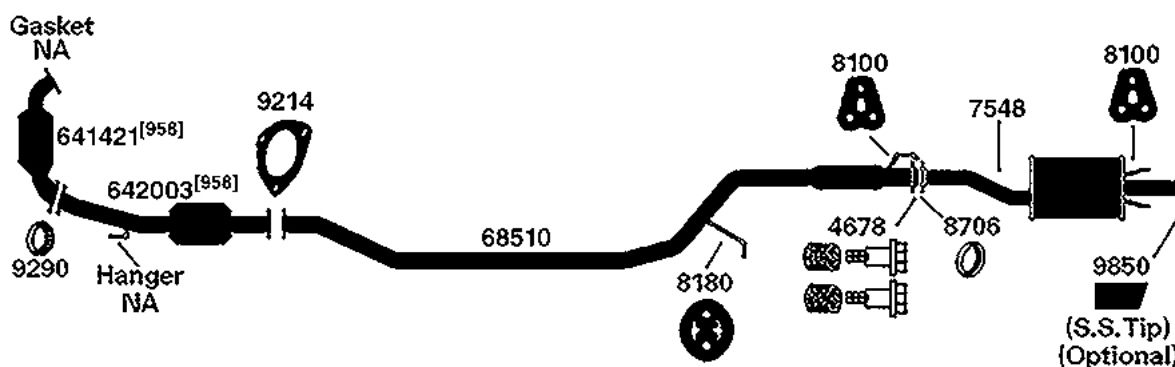


DIRECT FIT MSL/MAXIMUM Muffler... 700400

HONDA CIVIC

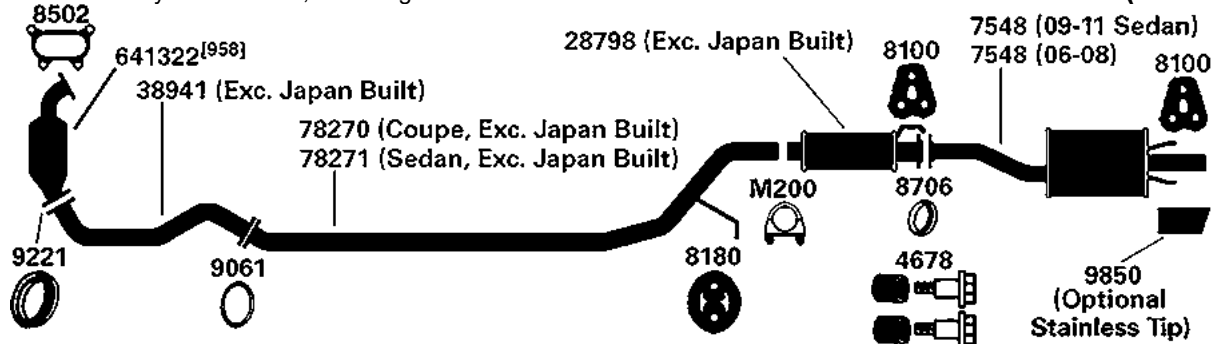
06-11 4 Cyl. Civic Hybrid, 1.3L Eng.

(102039)



06-11 4 Cyl. Civic, 1.8L Engine

(101969)



NA-Not Available. NR-Not Required. FL-Remove and Re-Use Old Flange. ● Golden Warehouse. O.E.-Original Equipment.

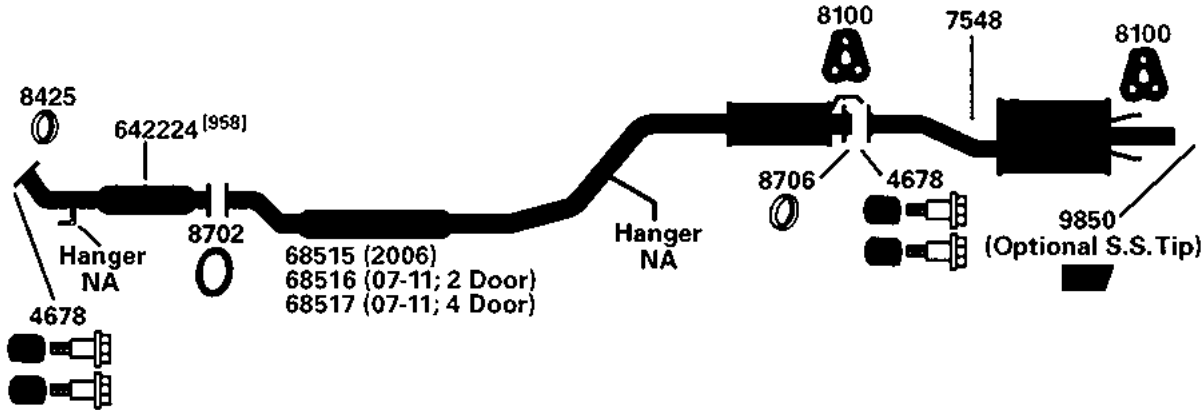
Airtube Kit [4948] may be required to complete installation. EFI-Electronic Fuel Injection.

[1] OE system was a welded assembly. It is recommended that all parts noted [1] should be replaced.

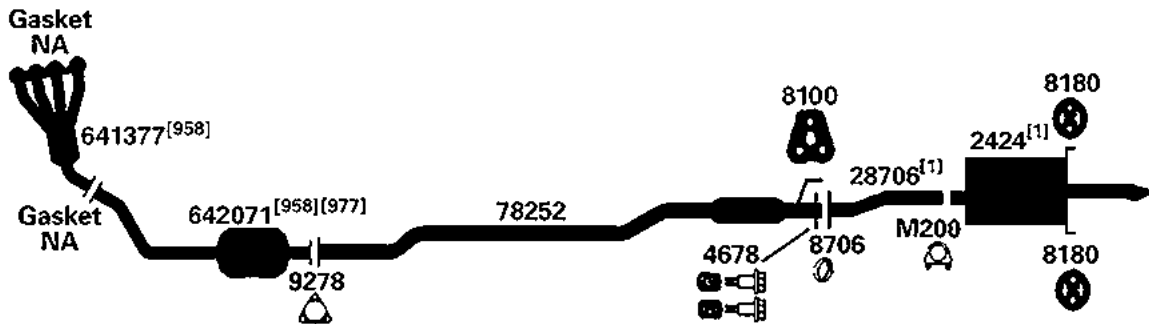
[958] Federal & California Emissions. Not For Sale or Use on vehicles licensed in the state of CA & NY (NY vehicles with CA Emissions). Check with your state authority for details.

HONDA CIVIC

(102054) 06-11 4 Cyl. Civic SI, 2.0L Engine

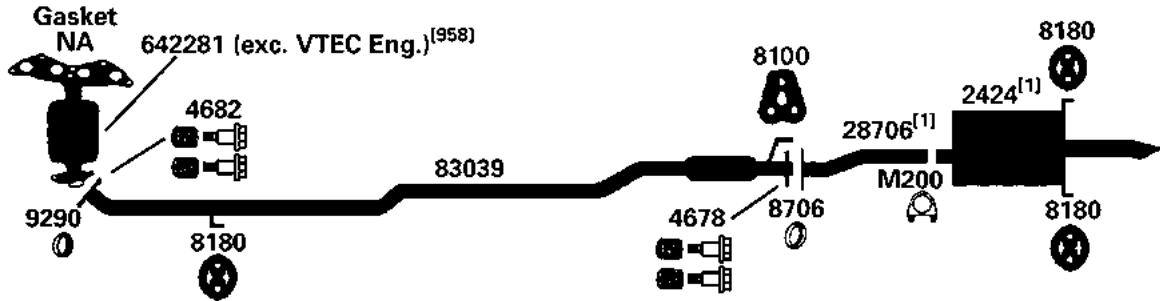


(101911) 03-05 4 Cyl. Civic Hybrid, 1.3L Eng.



DIRECT FIT MSL/MAXIMUM Muffler... 700437

(100517) 04-05 4 Cyl. Civic Value Package; Sedan & Coupe; 1.7L Engine
01-05 4 Cyl. Civic DX, LX, Sedan & Coupe; 1.7L Engine



DIRECT FIT MSL/MAXIMUM Muffler... 700437

NA-Not Available. NR-Not Required. FL-Remove and Re-Use Old Flange. ● Golden Warehouse. O.E.-Original Equipment.

Airtube Kit [4948] may be required to complete installation. EFI-Electronic Fuel Injection.

[1] OE system was a welded assembly. It is recommended that all parts noted [1] should be replaced.


[182] 10mm x 1.5 bolt required for installation on 89-91 models.

[958] Federal & California Emissions. Not For Sale or Use on vehicles licensed in the state of CA & NY (NY vehicles with CA Emissions). Check with your state authority for details.

[977] Exc. Models with NOX Adsorptive Converter

01-05 4 Cyl. Civic EX, GX, HX, Sedan & Coupe; 1.7L Engine

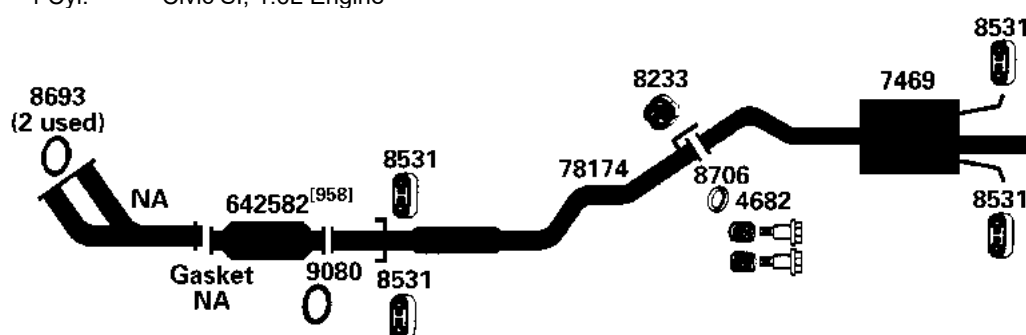
(100466)



DIRECT FIT MSL/MAXIMUM Muffler... 700437

99-00 4 Cyl. Civic SI; 1.6L Engine

(100629)



NA-Not Available. NR-Not Required. FL-Remove and Re-Use Old Flange. ● Golden Warehouse. O.E.-Original Equipment.

Airtube Kit [4948] may be required to complete installation. EFI-Electronic Fuel Injection.

[1] OE system was a welded assembly. It is recommended that all parts noted [1] should be replaced.

[958] Federal & California Emissions. Not For Sale or Use on vehicles licensed in the state of CA & NY (NY vehicles with CA Emissions). Check with your state authority for details.

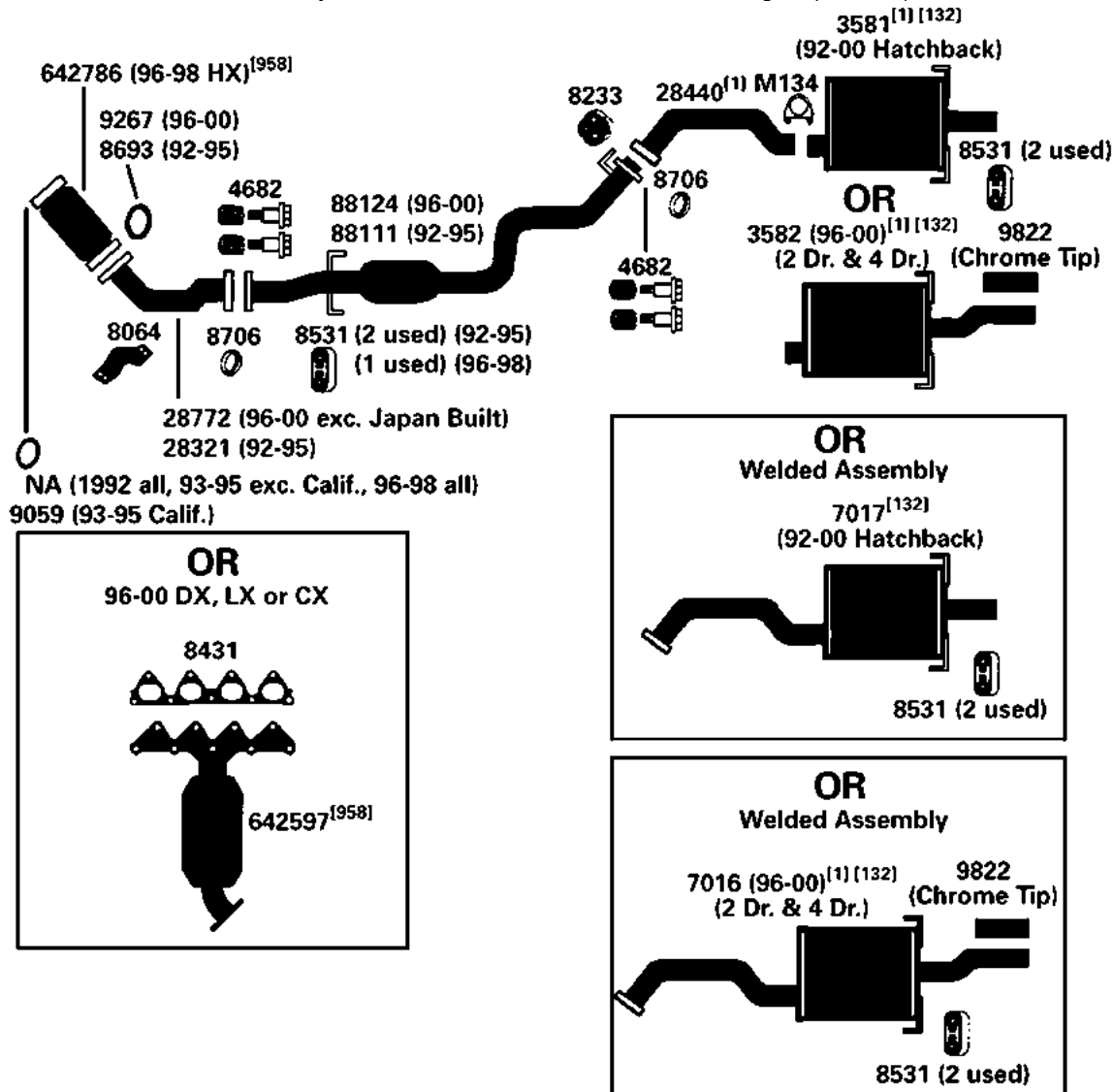
HONDA CIVIC

(5917)

96-00
1995

4 Cyl.
4 Cyl.

Civic CX, DX, GX, HX, LX; 1.6L Engine (US Built)
Civic, CX, VX Hatchback; 1.5L Engine (US Built)



DIRECT FIT MSL/MAXIMUM Muffler... Split System- 700169 (3-Door Hatchback), 700147 (2 & 4 Door)

NA-Not Available. NR-Not Required. FL-Remove and Re-Use Old Flange. ● Golden Warehouse. O.E.-Original Equipment.

Airtube Kit [4948] may be required to complete installation. EFI-Electronic Fuel Injection.

[1] OE system was a welded assembly. It is recommended that all parts noted [1] should be replaced.

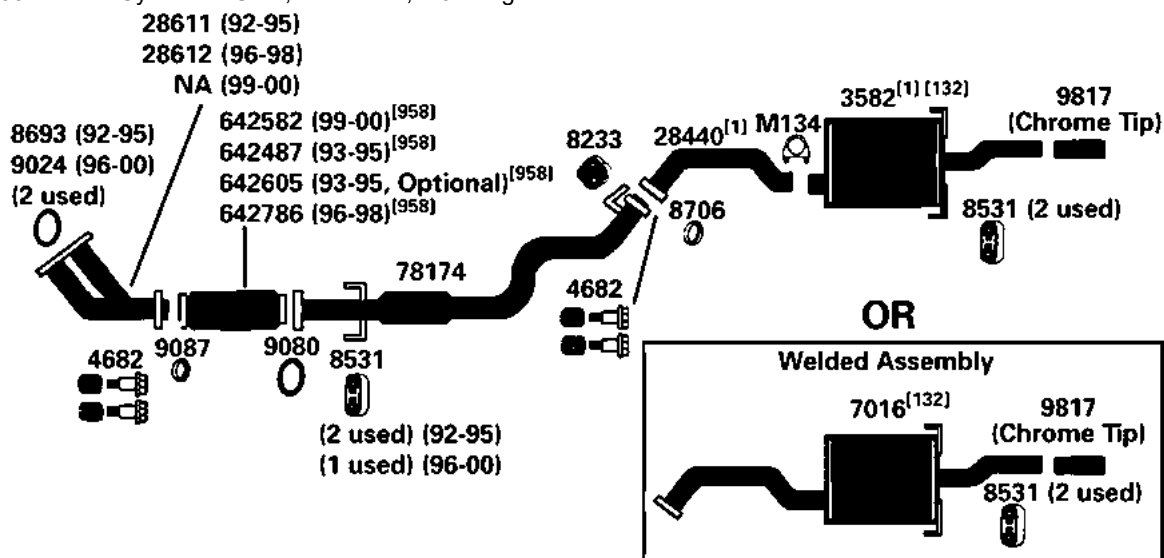
[98] Refer to current Catalytic Converter catalog or Website catalog for availability.

[132] If black triangle appears on muffler label, remove and re-use O.E. heat shield or fabricate heat shield.

[958] Federal & California Emissions. Not For Sale or Use on vehicles licensed in the state of CA & NY (NY vehicles with CA Emissions). Check with your state authority for details.

95-00 4 Cyl. Civic, EX 2-Door Coupe; 1.6L Engine
 95-00 4 Cyl. Civic, EX Sedan; 1.6L Engine

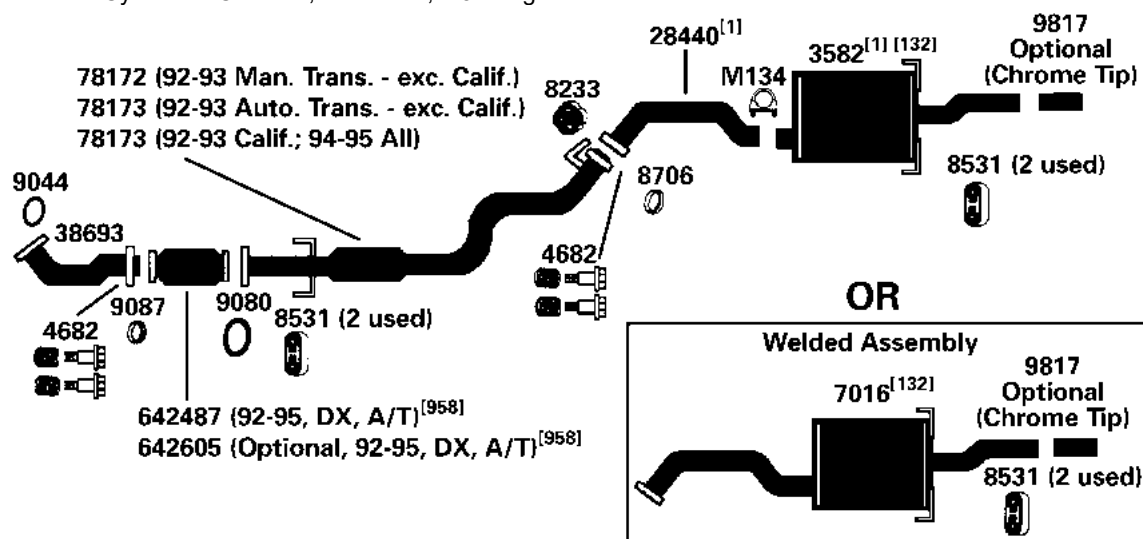
(5913)



DIRECT FIT MSL/MAXIMUM Muffler... Split System- 700147

1995 4 Cyl. Civic DX 2-Door Coupe; 1.5L Engine
 1995 4 Cyl. Civic EX Sedan, 1.5L Engine (Canada Only)
 1995 4 Cyl. Civic DX, LX Sedan; 1.5L Engine

(5915)



DIRECT FIT MSL/MAXIMUM Muffler... Split System- 700147

NA-Not Available. NR-Not Required. FL-Remove and Re-Use Old Flange. ● Golden Warehouse. O.E.-Original Equipment.

Airtube Kit [4948] may be required to complete installation. EFI-Electronic Fuel Injection.

[1] OE system was a welded assembly. It is recommended that all parts noted [1] should be replaced.

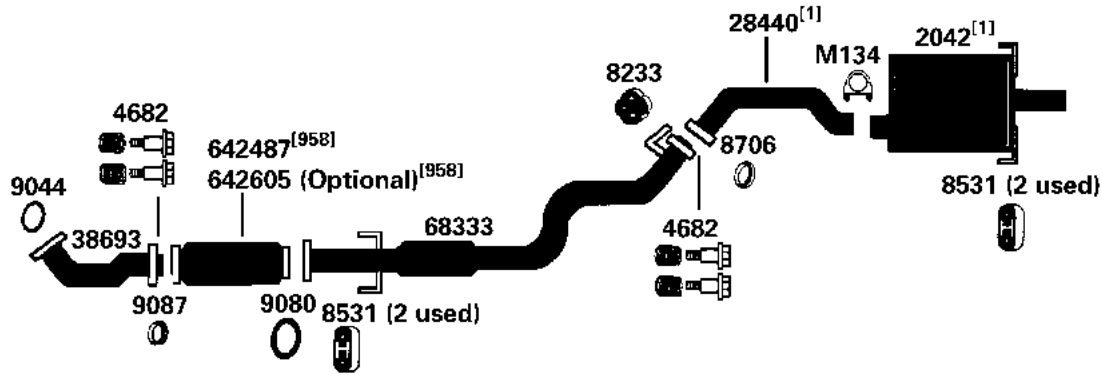
[98] Refer to current Catalytic Converter catalog or Website catalog for availability.

[132] If black triangle appears on muffler label, remove and re-use O.E. heat shield or fabricate heat shield.

[958] Federal & California Emissions. Not For Sale or Use on vehicles licensed in the state of CA & NY (NY vehicles with CA Emissions). Check with your state authority for details.

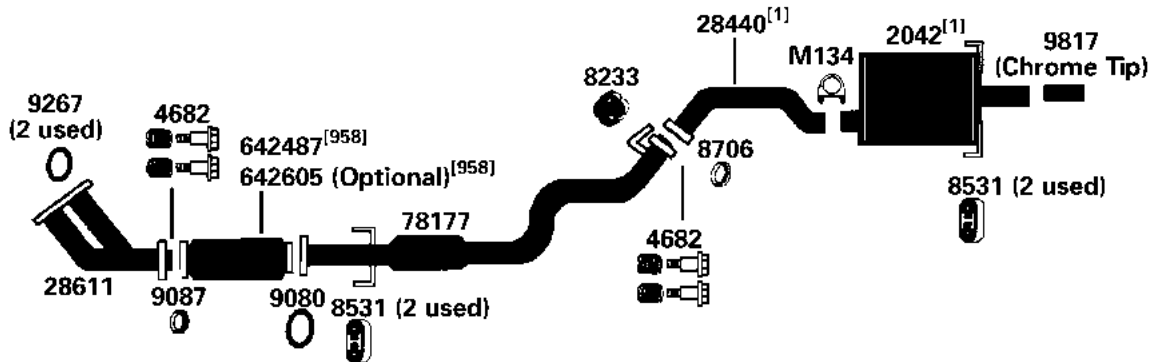
HONDA CIVIC

(5919) 1995 4 Cyl. Civic del Sol S, 1.5L Engine



DIRECT FIT MSL/MAXIMUM Muffler... 700217

(5918) 1995 4 Cyl. Civic del Sol Si, 1.6L SOHC V-TEC Engine



DIRECT FIT MSL/MAXIMUM Muffler... 700217

NA-Not Available. NR-Not Required. FL-Remove and Re-Use Old Flange. ● Golden Warehouse. O.E.-Original Equipment.

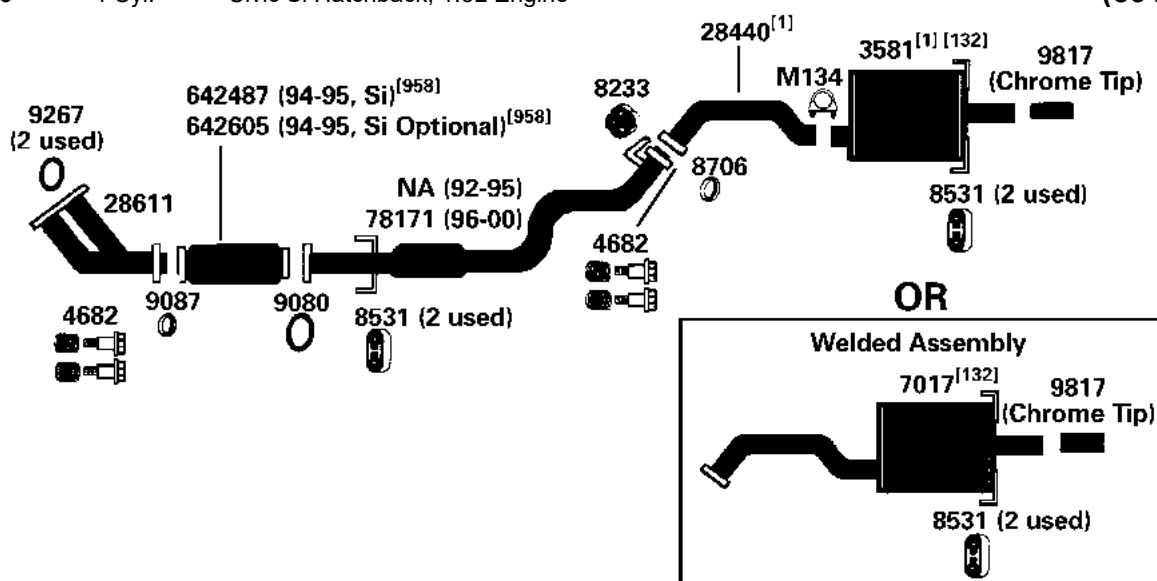
Airtube Kit [4948] may be required to complete installation. EFI-Electronic Fuel Injection.

[1] OE system was a welded assembly. It is recommended that all parts noted [1] should be replaced.

[958] Federal & California Emissions. Not For Sale or Use on vehicles licensed in the state of CA & NY (NY vehicles with CA Emissions). Check with your state authority for details.

1995 4 Cyl. Civic Si Hatchback; 1.6L Engine

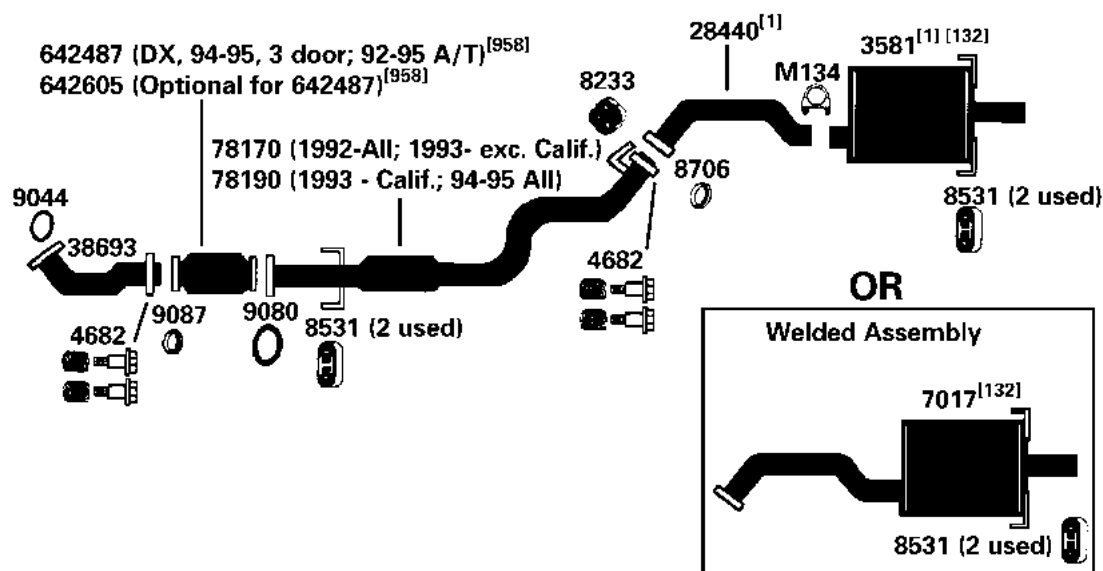
(5914)



DIRECT FIT MSL/MAXIMUM Muffler... Split System- 700169

1995 4 Cyl. Civic DX Hatchback; 1.5L Engine
1995 4 Cyl. Civic CX, 1.5L Engine (Canada only)

(5916)



DIRECT FIT MSL/MAXIMUM Muffler... Split System- 700169

NA-Not Available. NR-Not Required. FL-Remove and Re-Use Old Flange. ● Golden Warehouse. O.E.-Original Equipment.

Airtube Kit [4948] may be required to complete installation. EFI-Electronic Fuel Injection.

[1] OE system was a welded assembly. It is recommended that all parts noted [1] should be replaced.

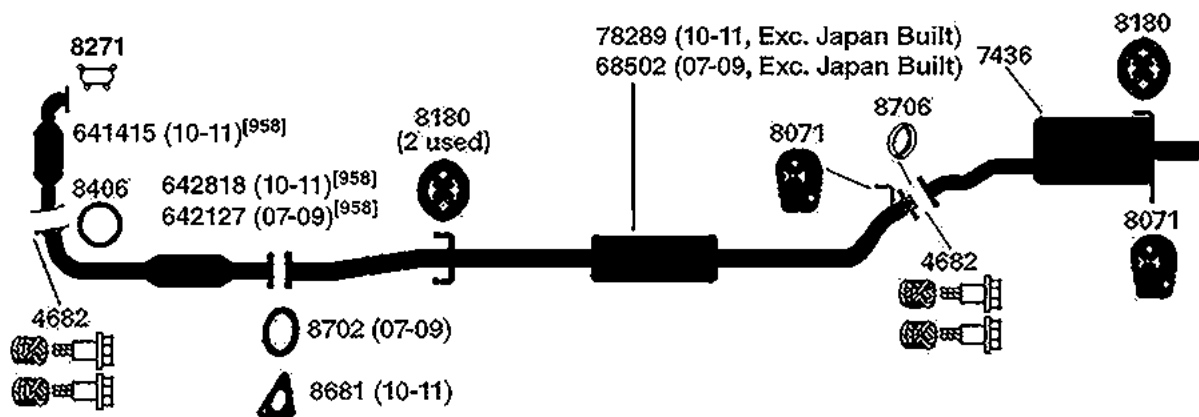
[98] Refer to current Catalytic Converter catalog or Website catalog for availability.

[132] If black triangle appears on muffler label, remove and re-use O.E. heat shield or fabricate heat shield.

[958] Federal & California Emissions. Not For Sale or Use on vehicles licensed in the state of CA & NY (NY vehicles with CA Emissions). Check with your state authority for details.

HONDA CRV

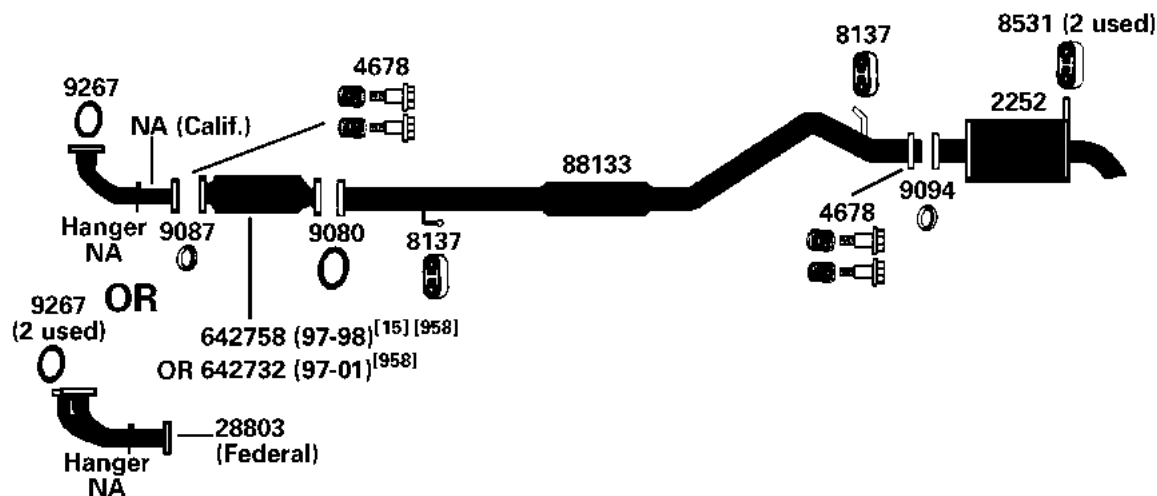
(102017) 07-11 4 Cyl. CRV; 2.4L Engine



(100691) 02-06 4 Cyl. CRV; 2.4L Engine



(100120) 97-01 4 Cyl. CRV; 2.0L Engine



DIRECT FIT MSL/MAXIMUM Muffler... 700387

NA-Not Available. NR-Not Required. FL-Remove and Re-Use Old Flange. ● Golden Warehouse. O.E.-Original Equipment.

Airtube Kit [4948] may be required to complete installation. EFI-Electronic Fuel Injection.

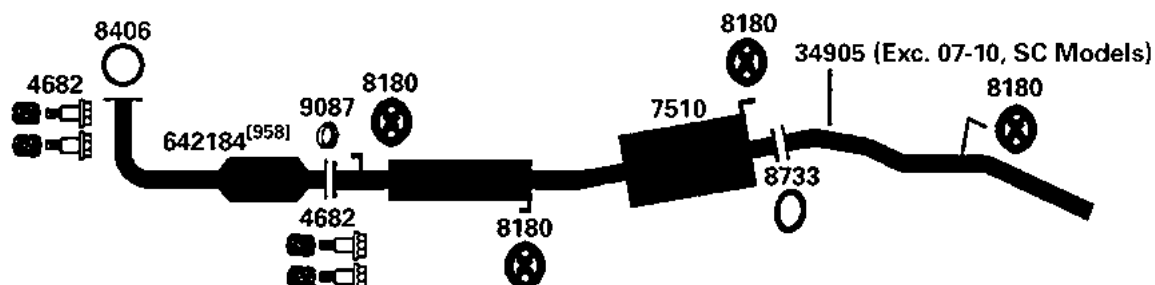
[15] Discontinued, use until inventory is depleted.

[958] Federal & California Emissions. Not For Sale or Use on vehicles licensed in the state of CA & NY (NY vehicles with CA Emissions). Check with your state authority for details.

HONDA ELEMENT

03-11 4 Cyl. Element; 2.4L Engine

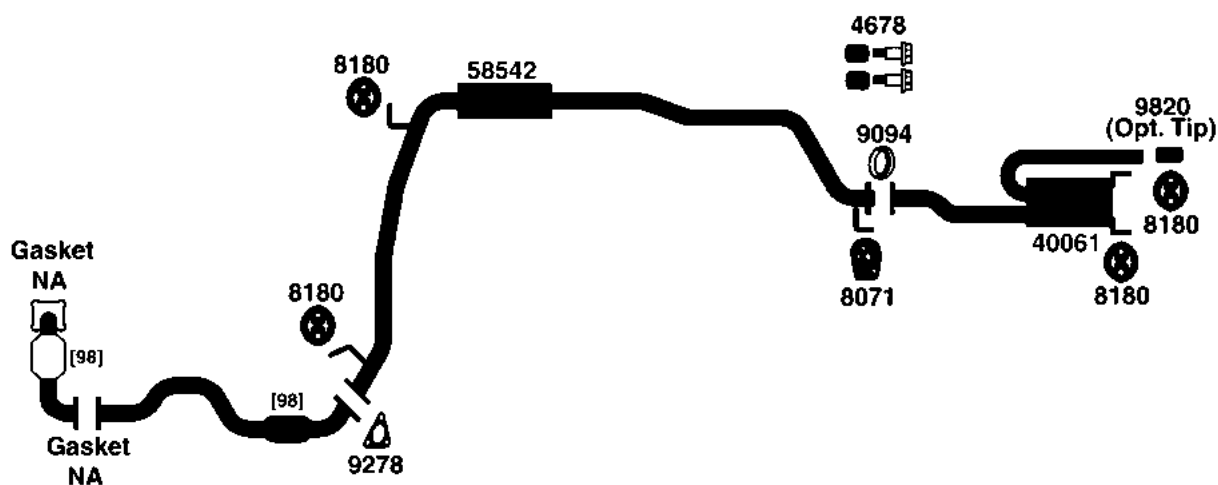
(100681)



HONDA FIT

09-13 4 Cyl. Fit, 1.5L Engine

(102656)



NA-Not Available. NR-Not Required. FL-Remove and Re-Use Old Flange. ● Golden Warehouse. O.E.-Original Equipment.

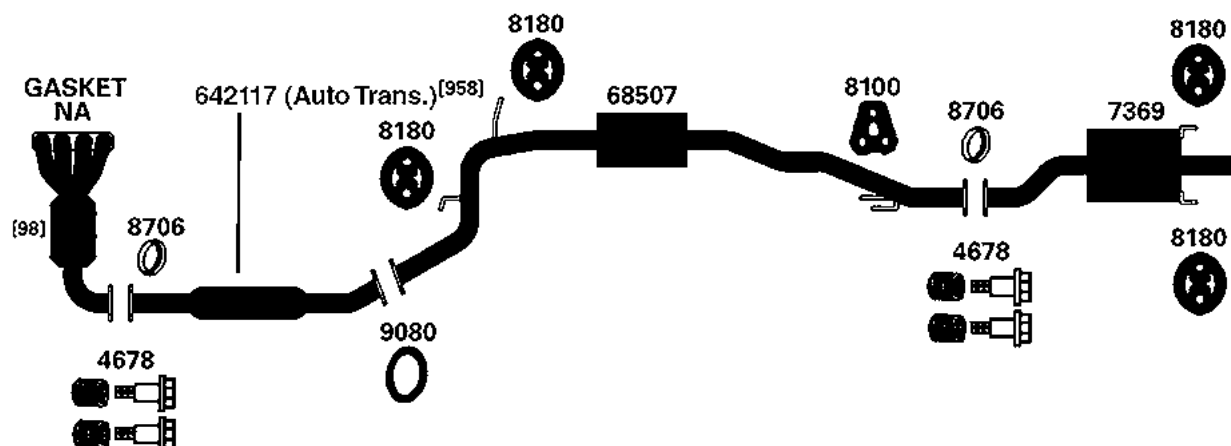
Airtube Kit [4948] may be required to complete installation. EFI-Electronic Fuel Injection.

[98] Refer to current Catalytic Converter catalog or Website catalog for availability.

[958] Federal & California Emissions. Not For Sale or Use on vehicles licensed in the state of CA & NY (NY vehicles with CA Emissions). Check with your state authority for details.

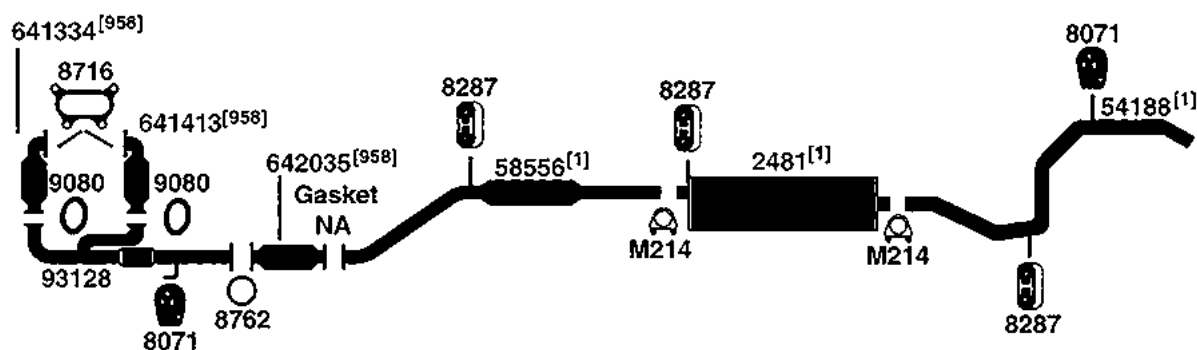
HONDA FIT

(102068) 07-08 4 Cyl. Fit, 1.5L Engine



HONDA ODYSSEY

(102660) 11-13 6 Cyl. Odyssey; 3.5L Engine



NA-Not Available. NR-Not Required. FL-Remove and Re-Use Old Flange. ● Golden Warehouse. O.E.-Original Equipment.

Airtube Kit [4948] may be required to complete installation. EFI-Electronic Fuel Injection.

[1] OE system was a welded assembly. It is recommended that all parts noted [1] should be replaced.

[98] Refer to current Catalytic Converter catalog or Website catalog for availability.

[958] Federal & California Emissions. Not For Sale or Use on vehicles licensed in the state of CA & NY (NY vehicles with CA Emissions). Check with your state authority for details.

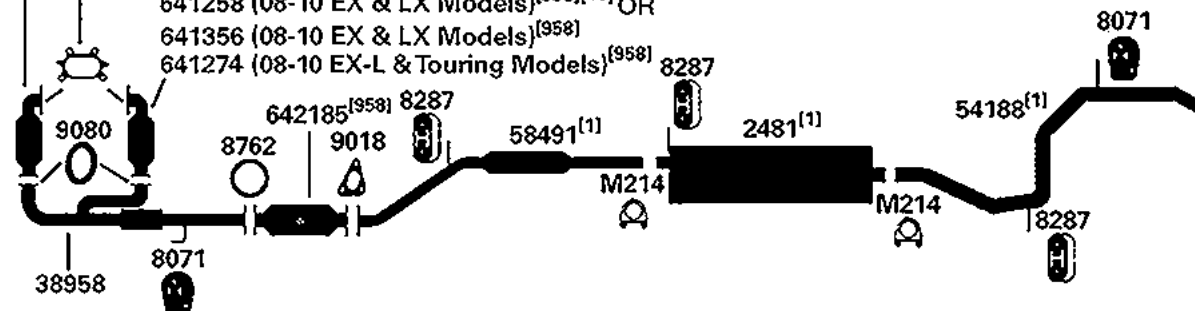
05-10 6 Cyl. Odyssey; 3.5L Engine

(100728)

641257 (05-07)^{[958][15]} OR641355 (05-07)^[958]641257 (08-10 EX & LX Models)^{[958][15]} OR641355 (08-10 EX & LX Models)^[958]641273 (08-10 EX-L & Touring Models)^[958]

8480 (05-07 & 08-10 EX & LX Models)

Gasket NA (08-10 EX-L & Touring Models)

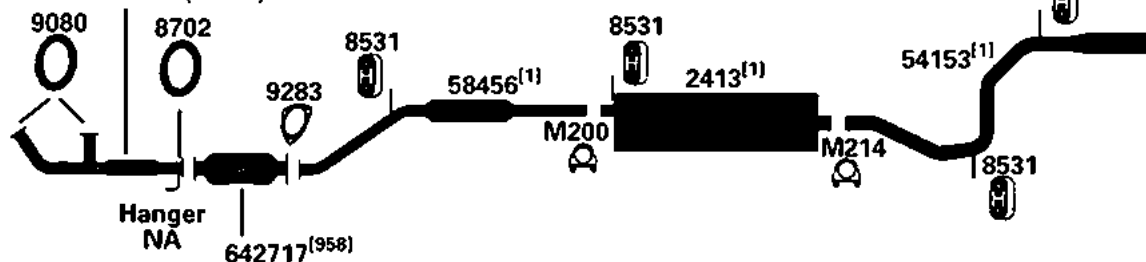
641258 (05-07)^{[958][15]} OR641356 (05-07)^[958]641258 (08-10 EX & LX Models)^{[958][15]} OR641356 (08-10 EX & LX Models)^[958]641274 (08-10 EX-L & Touring Models)^[958]

99-04 6 Cyl. Odyssey; 3.5L Engine

(100393)

93124 (99-01)

93125 (02-04)

Hanger
NA642717^[958]

DIRECT FIT MSL/MAXIMUM Muffler... 700490

NA-Not Available. NR-Not Required. FL-Remove and Re-Use Old Flange. ● Golden Warehouse. O.E.-Original Equipment.

Airtube Kit [4948] may be required to complete installation. EFI-Electronic Fuel Injection.

[1] OE system was a welded assembly. It is recommended that all parts noted [1] should be replaced.

[15] Discontinued, use until inventory is depleted.

[958] Federal & California Emissions. Not For Sale or Use on vehicles licensed in the state of CA & NY (NY vehicles with CA Emissions). Check with your state authority for details.

(35000)

9267
(2 used) NA

4678

28590 (1998)
28548 (95-97)

9087 9080

642605 (1995) [958]
642758 (96-97) [15] [958]
OR 642732 (96-97) [958]
642759 (1998) [958]

8531

2161 [1]

44829 [1]

9024

54913 (1995)

54932 [A1] (95-98)

9820 (Chrome Tip)

M134

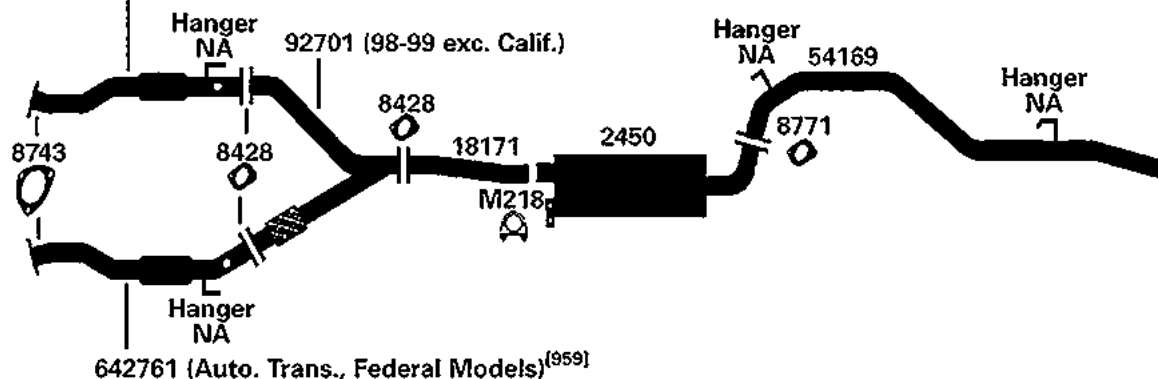
8531 (2 used)

OR

[A1] Resonator eliminator for 1995 models

HONDA PASSPORT

(100626) **98-02** 6 Cyl. Passport, 3.2L Engine

642760 (Auto. Trans., Federal Models)⁽⁹⁵⁹⁾

NA-Not Available. NR-Not Required. FL-Remove and Re-Use Old Flange. ● Golden Warehouse. O.E.-Original Equipment.
Airtube Kit [4948] may be required to complete installation. EFI-Electronic Fuel Injection.

[1] OE system was a welded assembly. It is recommended that all parts noted [1] should be replaced.

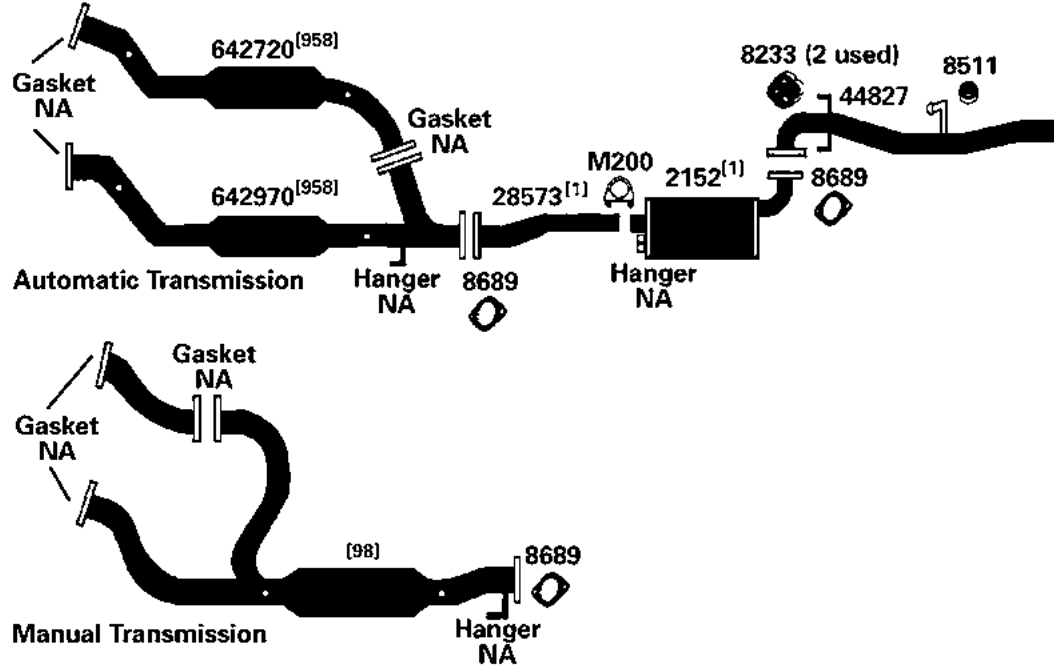
[15] Discontinued, use until inventory is depleted.

[958] Federal & California Emissions. Not For Sale or Use on vehicles licensed in the state of CA & NY (NY vehicles with CA Emissions). Check with your state authority for details.

[959] Federal Emissions. Not For Sale or Use on vehicles licensed in the state of CA.
Check with your state authority.

96-97 6 Cyl. Passport, 3.2L, Manual and Automatic Transmission

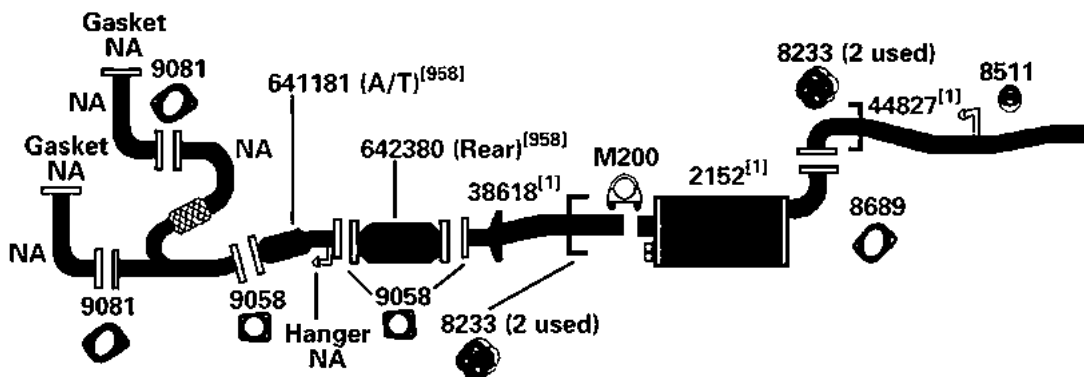
(24202)



DIRECT FIT MSL/MAXIMUM Muffler... 700248

1995 6 Cyl. Passport, 3.2L Engine

(24201)



DIRECT FIT MSL/MAXIMUM Muffler... 700248

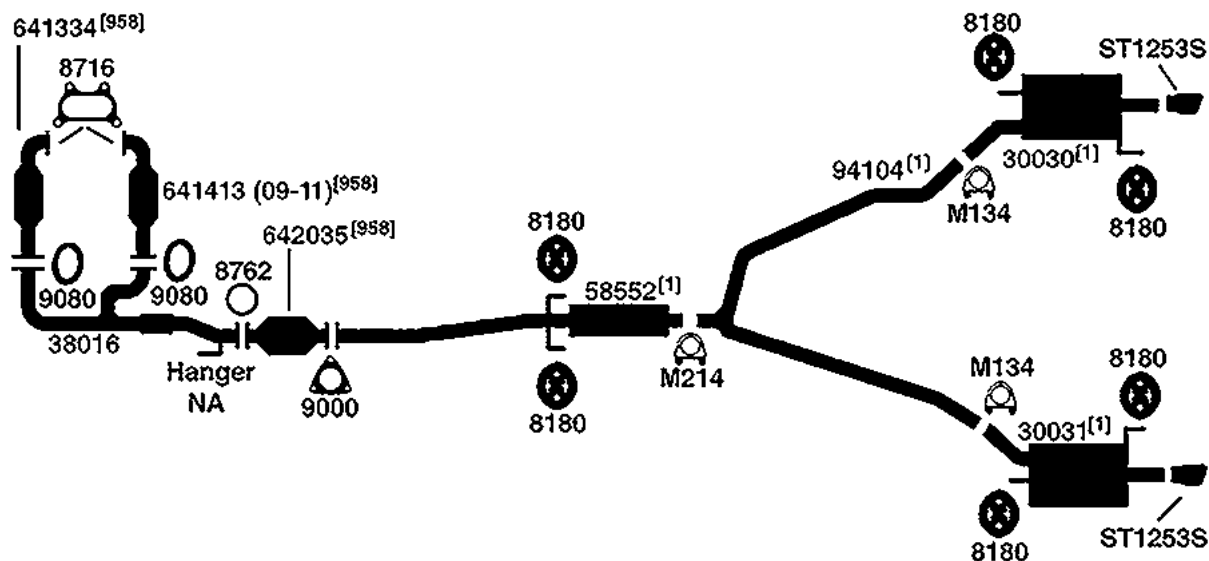
NA-Not Available. NR-Not Required. FL-Remove and Re-Use Old Flange. ● Golden Warehouse. O.E.-Original Equipment.
Airtube Kit [4948] may be required to complete installation. EFI-Electronic Fuel Injection.

- [1] OE system was a welded assembly. It is recommended that all parts noted [1] should be replaced.
[98] Refer to current Catalytic Converter catalog or Website catalog for availability.

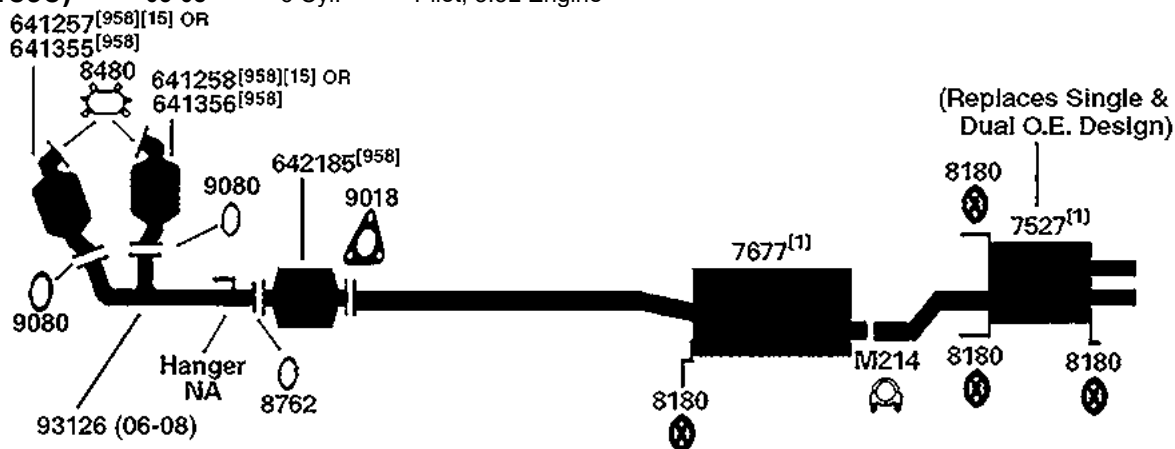
[958] Federal & California Emissions. Not For Sale or Use on vehicles licensed in the state of CA & NY (NY vehicles with CA Emissions). Check with your state authority for details.

HONDA PILOT

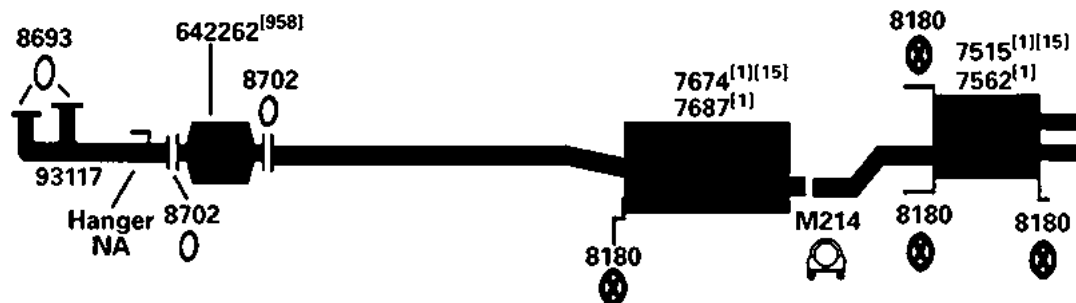
(102655) 09-15 6 Cyl. Pilot, 3.5L Engine



(101898) 05-08 6 Cyl. Pilot, 3.5L Engine



(101776) 03-04 6 Cyl. Pilot, 3.5L Engine



NA-Not Available. NR-Not Required. FL-Remove and Re-Use Old Flange. ● Golden Warehouse. O.E.-Original Equipment.

Airtube Kit [4948] may be required to complete installation. EFI-Electronic Fuel Injection.

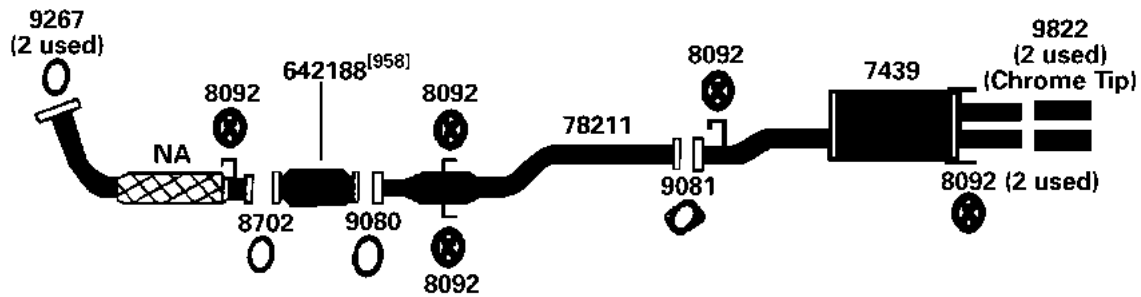
[1] OE system was a welded assembly. It is recommended that all parts noted [1] should be replaced.

[15] Discontinued, use until inventory is depleted.

[958] Federal & California Emissions. Not For Sale or Use on vehicles licensed in the state of CA & NY (NY vehicles with CA Emissions). Check with your state authority for details.

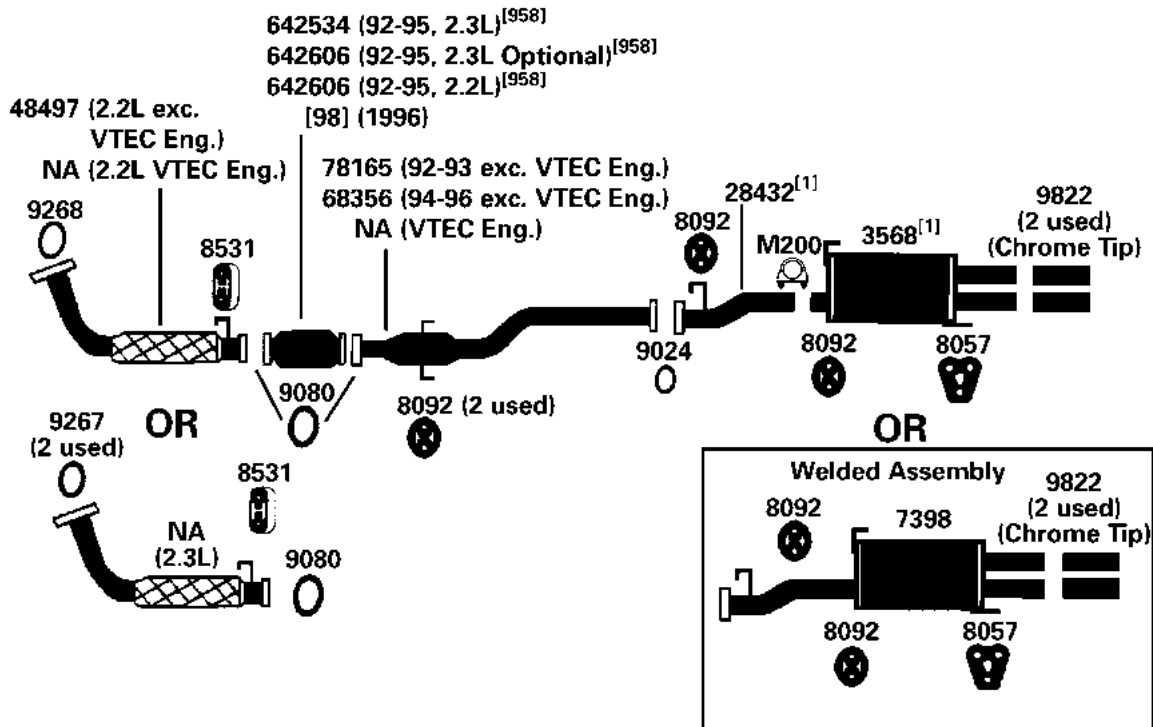
97-01 4 Cyl. Prelude, All Models

(100395)



95-96 4 Cyl. Prelude, All Models

(5954)



DIRECT FIT MSL/MAXIMUM Muffler... Split System- 700289

NA-Not Available. NR-Not Required. FL-Remove and Re-Use Old Flange. ● Golden Warehouse. O.E.-Original Equipment.

Airtube Kit [4948] may be required to complete installation. EFI-Electronic Fuel Injection.

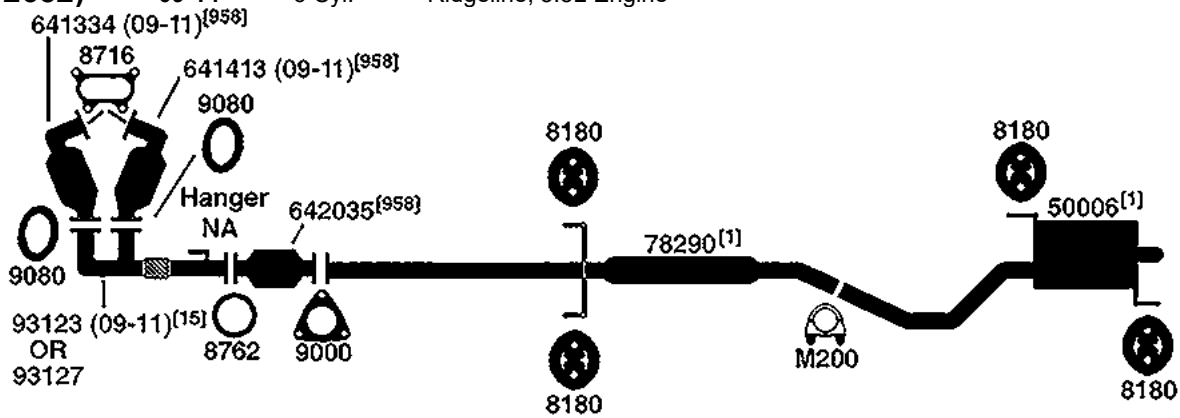
[1] OE system was a welded assembly. It is recommended that all parts noted [1] should be replaced.

[98] Refer to current Catalytic Converter catalog or Website catalog for availability.

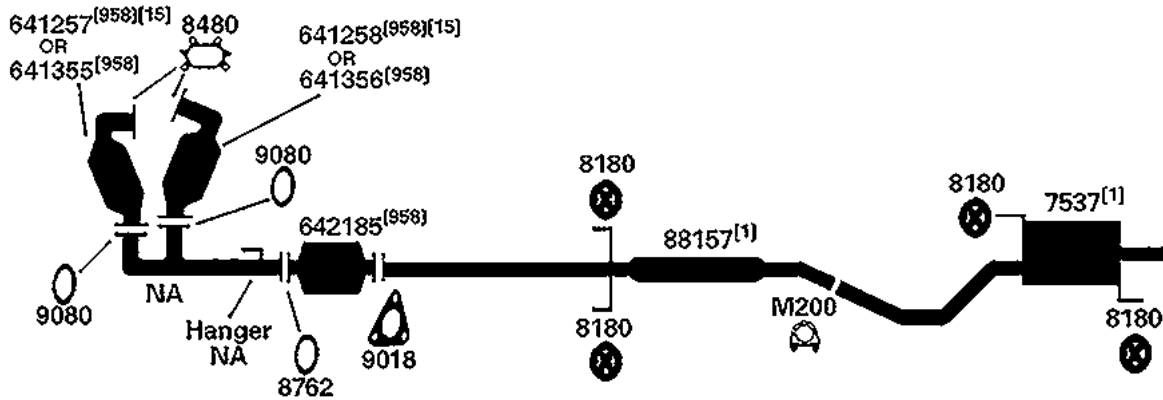
[958] Federal & California Emissions. Not For Sale or Use on vehicles licensed in the state of CA & NY (NY vehicles with CA Emissions). Check with your state authority for details.

HONDA RIDGELINE

(102652) 09-14 6 Cyl. Ridgeline, 3.5L Engine

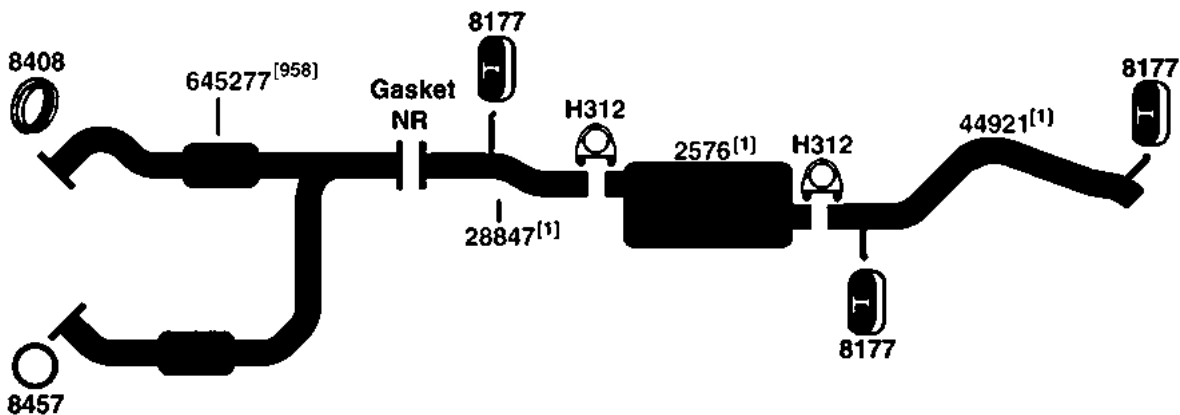


(101926) 06-08 6 Cyl. Ridgeline, 3.5L Engine



HUMMER HUMMER H2

(102634) 2008 8 Cyl.
2007 8 Cyl. H2; 6.0L Eng.



NA-Not Available. NR-Not Required. FL-Remove and Re-Use Old Flange. ● Golden Warehouse. O.E.-Original Equipment.
Airtube Kit [4948] may be required to complete installation. EFI-Electronic Fuel Injection.

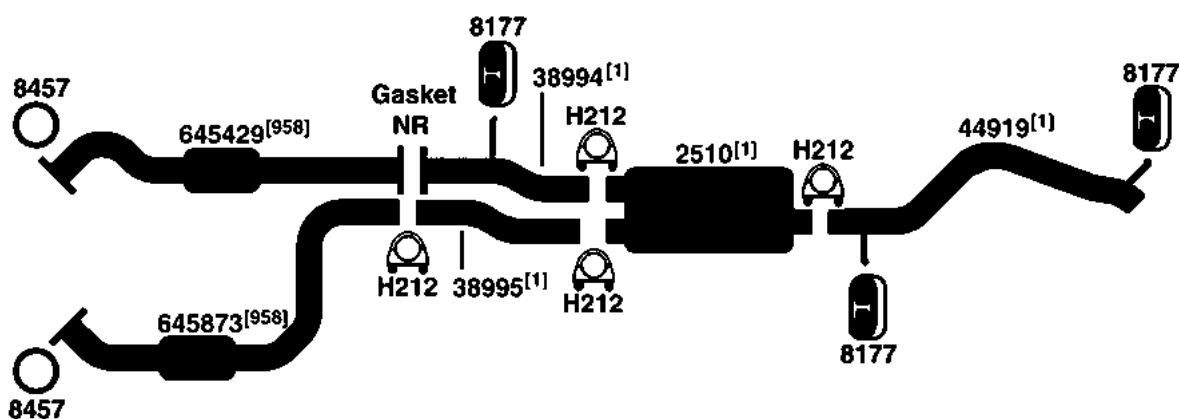
[1] OE system was a welded assembly. It is recommended that all parts noted [1] should be replaced.

[15] Discontinued, use until inventory is depleted.

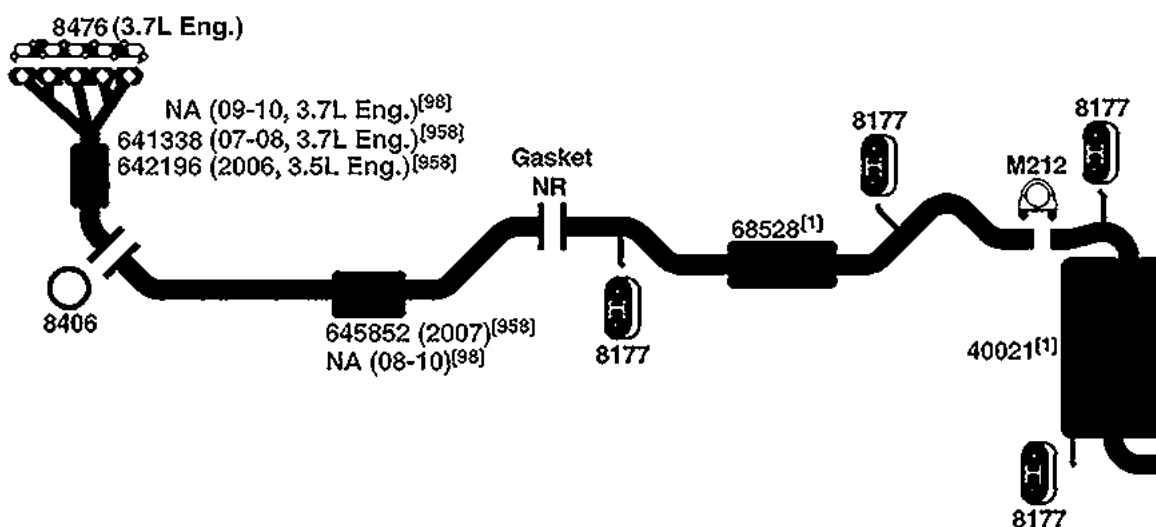
[958] Federal & California Emissions. Not For Sale or Use on vehicles licensed in the state of CA & NY (NY vehicles with CA Emissions). Check with your state authority for details.

HUMMER H2

03-06 8 Cyl. H2; 6.0L Eng.

(102581)

DIRECT FIT MSL/MAXIMUM Muffler... 700468

HUMMER H307-10 5 Cyl. H3, 3.7L Eng.
2006 5 Cyl. H3, 3.5L Eng.**(102583)**

NA-Not Available. NR-Not Required. FL-Remove and Re-Use Old Flange. ● Golden Warehouse. O.E.-Original Equipment.

Airtube Kit [4948] may be required to complete installation. EFI-Electronic Fuel Injection.

[1] OE system was a welded assembly. It is recommended that all parts noted [1] should be replaced.

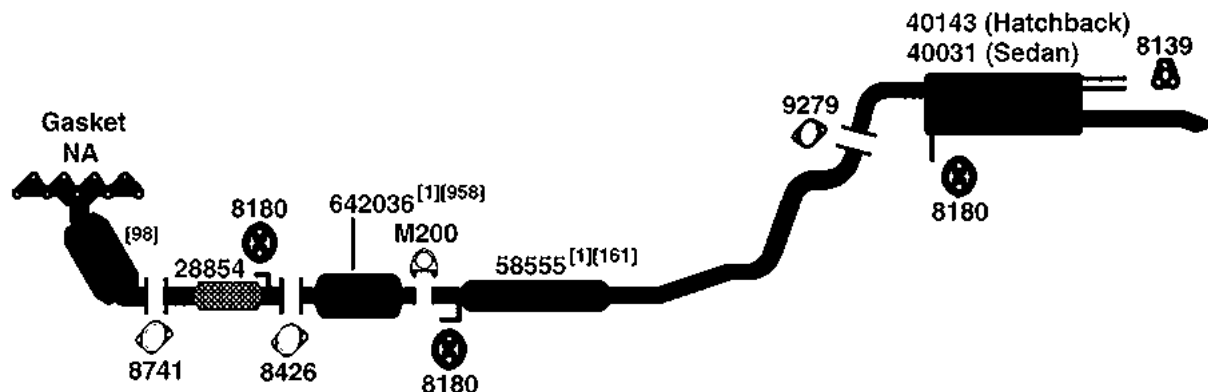
[98] Refer to current Catalytic Converter catalog or Website catalog for availability.

[958] Federal & California Emissions. Not For Sale or Use on vehicles licensed in the state of CA & NY (NY vehicles with CA Emissions). Check with your state authority for details.

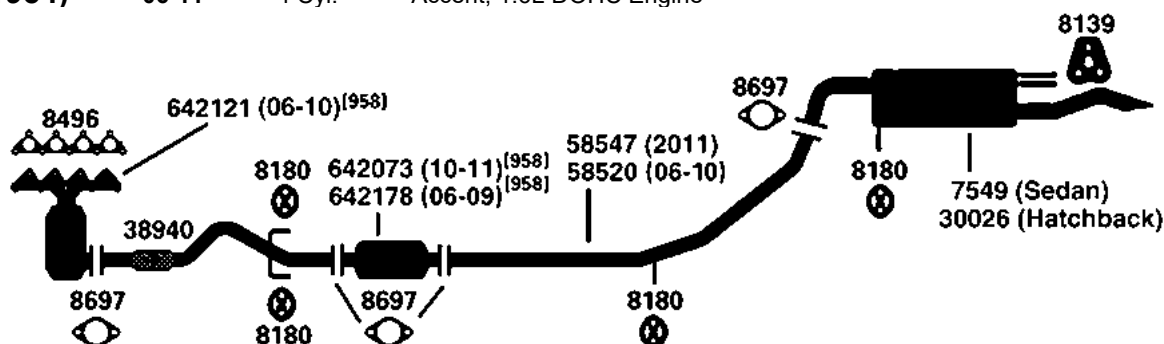
HYUNDAI

HYUNDAI ACCENT

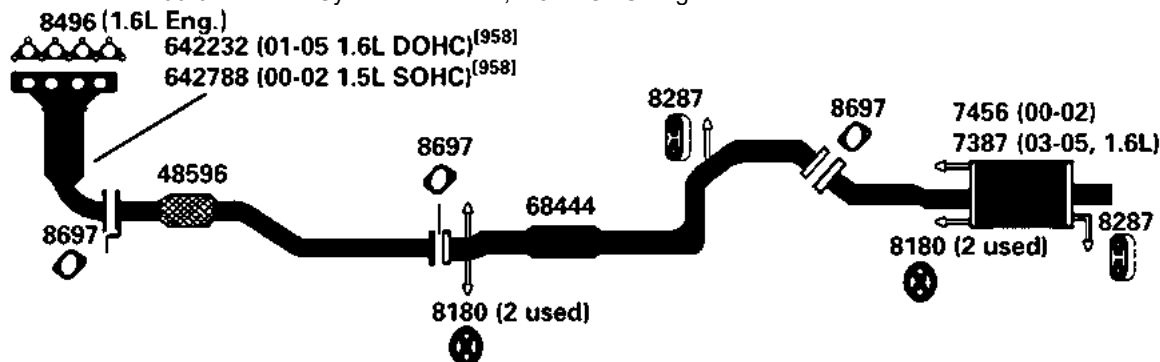
(102664) 12-14 4 Cyl. Accent, 1.6L DOHC Engine



(101954) 06-11 4 Cyl. Accent, 1.6L DOHC Engine



(100602) 01-05 4 Cyl. Accent, 1.6L DOHC Engine
00-02 4 Cyl. Accent, 1.5L SOHC Engine



NA-Not Available. NR-Not Required. FL-Remove and Re-Use Old Flange. ● Golden Warehouse. O.E.-Original Equipment.

Airtube Kit [4948] may be required to complete installation. EFI-Electronic Fuel Injection.

[1] OE system was a welded assembly. It is recommended that all parts noted [1] should be replaced.

[98] Refer to current Catalytic Converter catalog or Website catalog for availability.

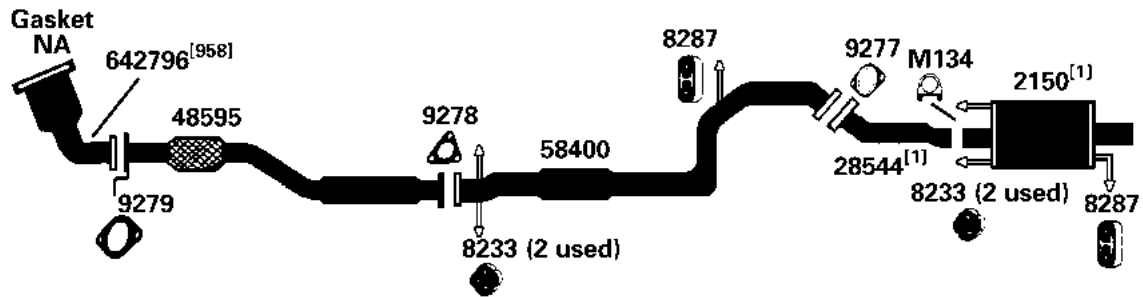
[161] The O.E. system must be cut off 3" behind the rear converter weld.

[958] Federal & California Emissions. Not For Sale or Use on vehicles licensed in the state of CA & NY (NY vehicles with CA Emissions). Check with your state authority for details.

HYUNDAI ACCENT

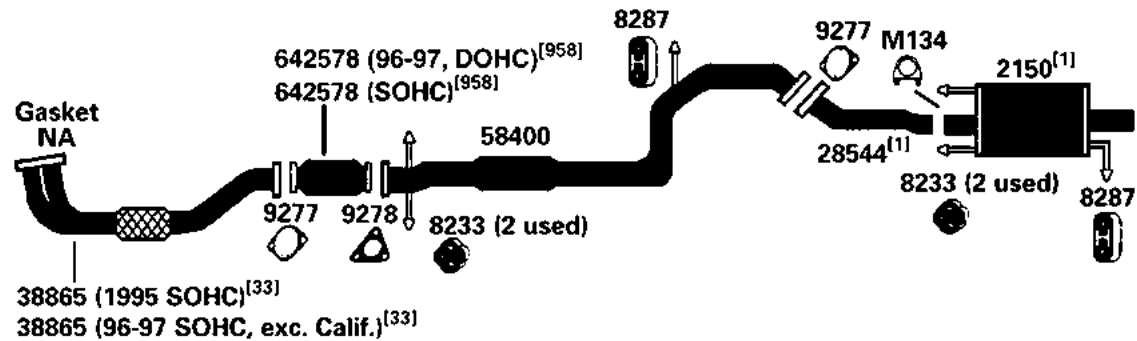
98-99 4 Cyl. Accent, 1.5L SOHC Engine

(100596)



95-97 4 Cyl. Accent, 1.5L Engine

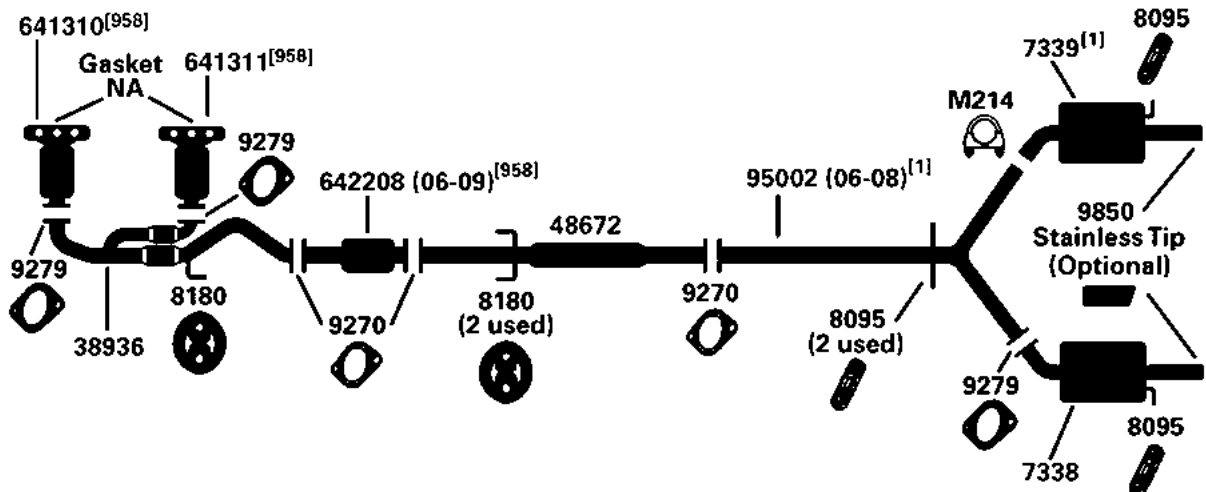
(15125)



HYUNDAI AZERA

06-10 6 Cyl. Azera, 3.8L Engine

(102042)



NA-Not Available. NR-Not Required. FL-Remove and Re-Use Old Flange. ● Golden Warehouse. O.E.-Original Equipment.


Airtube Kit [4948] may be required to complete installation. EFI-Electronic Fuel Injection.

[1] OE system was a welded assembly. It is recommended that all parts noted [1] should be replaced.

[33] Remove and re-use O.E. heat shield.

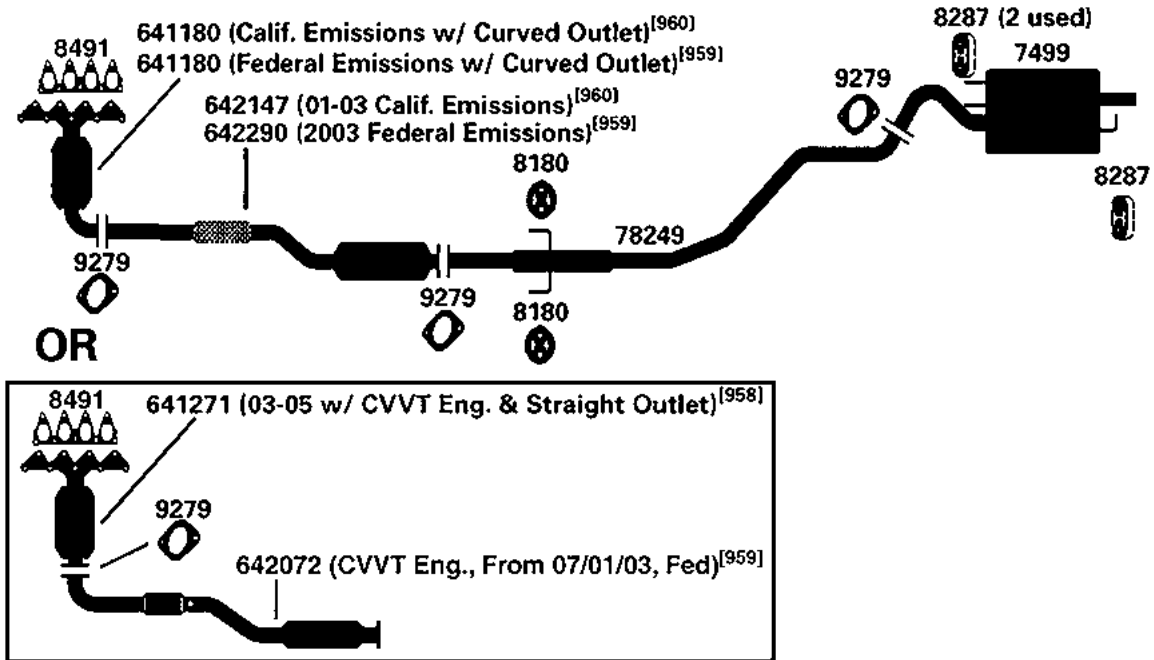
[958] Federal & California Emissions. Not For Sale or Use on vehicles licensed in the state of CA & NY (NY vehicles with CA Emissions). Check with your state authority for details.

(101960)	06-12	4 Cyl.	Elantra, 2.0L Engine
----------	-------	--------	----------------------



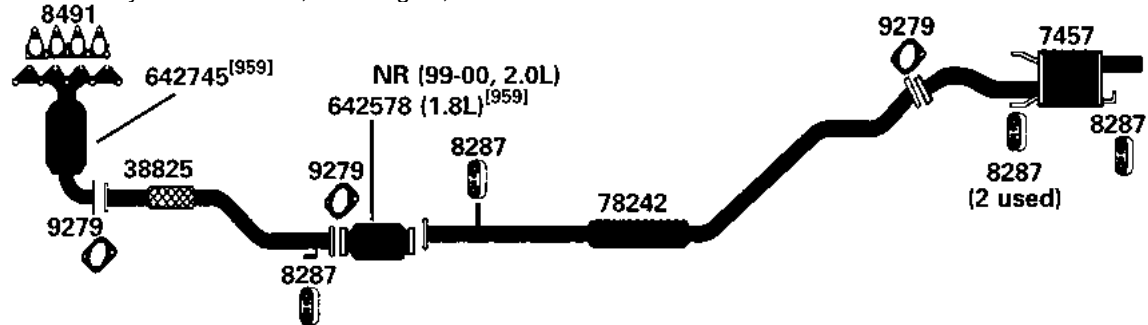
01-03 4 Cyl. Elantra, 2.0L Engine

(100694)



99-00 4 Cyl. Elantra, 2.0L Engine, Federal Emissions
 1998 4 Cyl. Elantra, 1.8L Engine, Federal Emissions

(100644)



NA-Not Available. NR-Not Required. FL-Remove and Re-Use Old Flange. ● Golden Warehouse. O.E.-Original Equipment.

Airtube Kit [4948] may be required to complete installation. EFI-Electronic Fuel Injection.

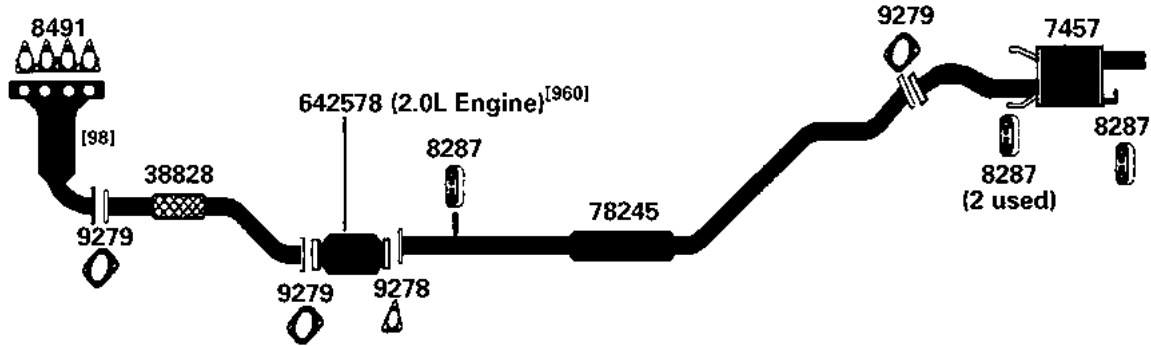
^[958] Federal & California Emissions. Not For Sale or Use on vehicles licensed in the state of CA & NY (NY vehicles with CA Emissions). Check with your state authority for details.

^[959] Federal Emissions. Not For Sale or Use on vehicles licensed in the state of CA. Check with your state authority.

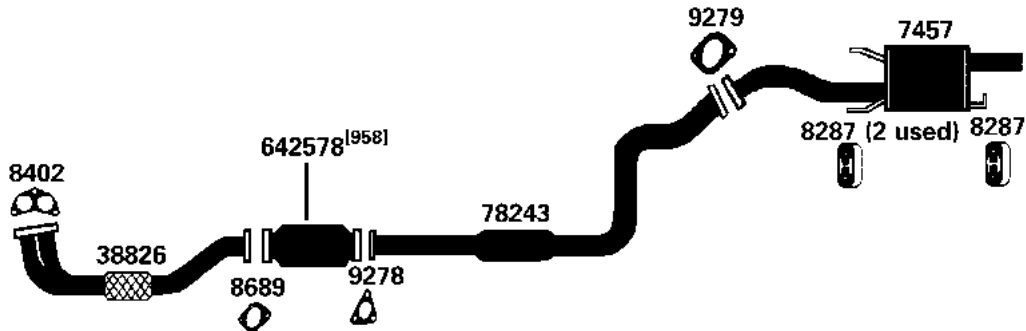
^[960] California Emissions. Not For Sale or Use on vehicles licensed in the state of CA & NY. Check with your state authority.

HYUNDAI ELANTRA

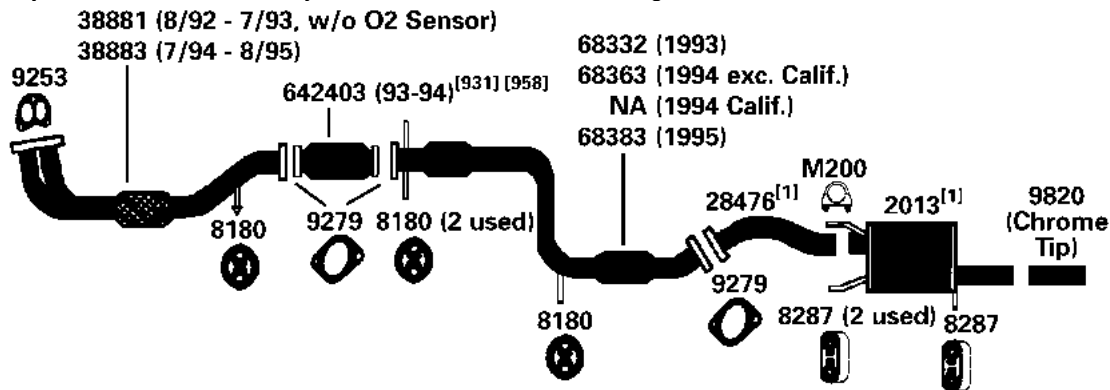
(100619) 99-00 4 Cyl. Elantra, 2.0L Engine, California Emissions
1998 4 Cyl. Elantra, 1.8L Engine, California Emissions



(100603) 96-97 4 Cyl. Elantra, 1.8L Engine



(13825) 1995 4 Cyl. Elantra, 1.8L DOHC Engine



DIRECT FIT MSL/MAXIMUM Muffler... 700210

NA-Not Available. NR-Not Required. FL-Remove and Re-Use Old Flange. ● Golden Warehouse. O.E.-Original Equipment.

Airtube Kit [4948] may be required to complete installation. EFI-Electronic Fuel Injection.

[1] OE system was a welded assembly. It is recommended that all parts noted [1] should be replaced.

[98] Refer to current Catalytic Converter catalog or Website catalog for availability.

[931] This unit was designed to fit many applications. Measurement of the old unit and cutting of new unit is required.

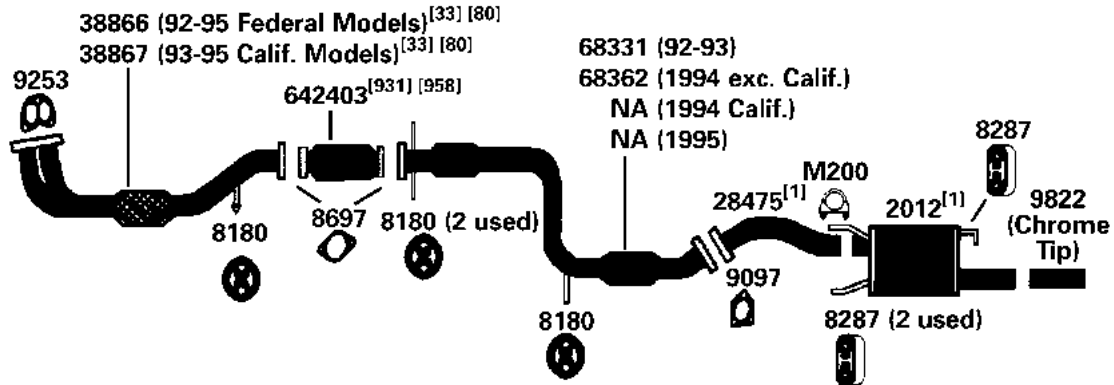
[958] Federal & California Emissions. Not For Sale or Use on vehicles licensed in the state of CA & NY (NY vehicles with CA Emissions). Check with your state authority for details.

[960] California Emissions. Not For Sale or Use on vehicles licensed in the state of CA & NY. Check with your state authority.

HYUNDAI ELANTRA

1995 4 Cyl. Elantra, 1.6L DOHC Engine

(13826)

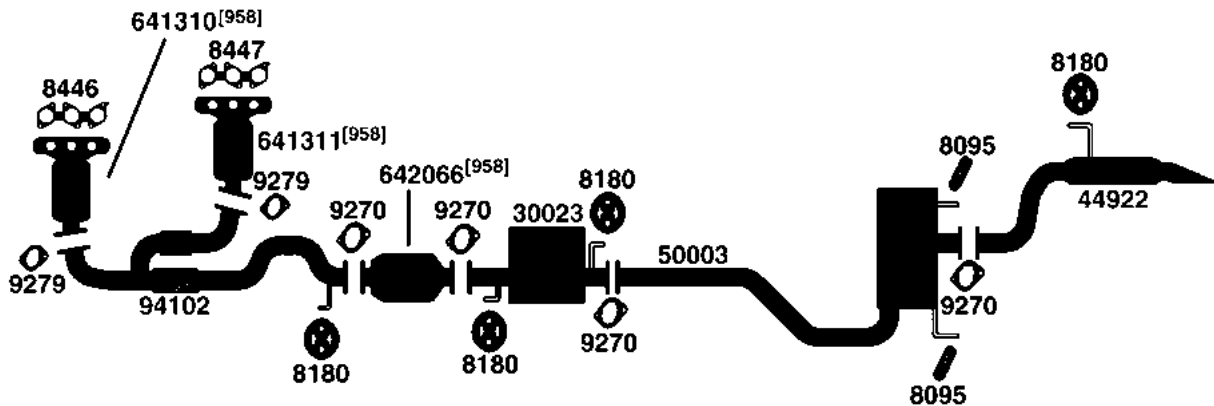


DIRECT FIT MSL/MAXIMUM Muffler... 700209

HYUNDAI ENTOURAGE

07-08 6 Cyl. Entourage, 3.8L Engine

(102667)



NA-Not Available. NR-Not Required. FL-Remove and Re-Use Old Flange. ● Golden Warehouse. O.E.-Original Equipment.

Airtube Kit [4948] may be required to complete installation. EFI-Electronic Fuel Injection.

[1] OE system was a welded assembly. It is recommended that all parts noted [1] should be replaced.

[33] Remove and re-use O.E. heat shield.

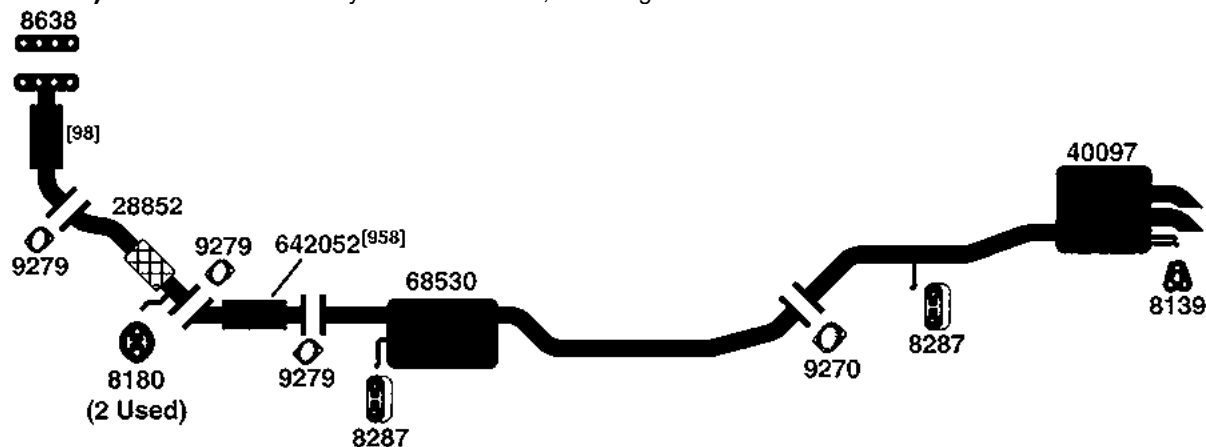
[80] Remove and re-use original bracket.

[931] This unit was designed to fit many applications. Measurement of the old unit and cutting of new unit is required.

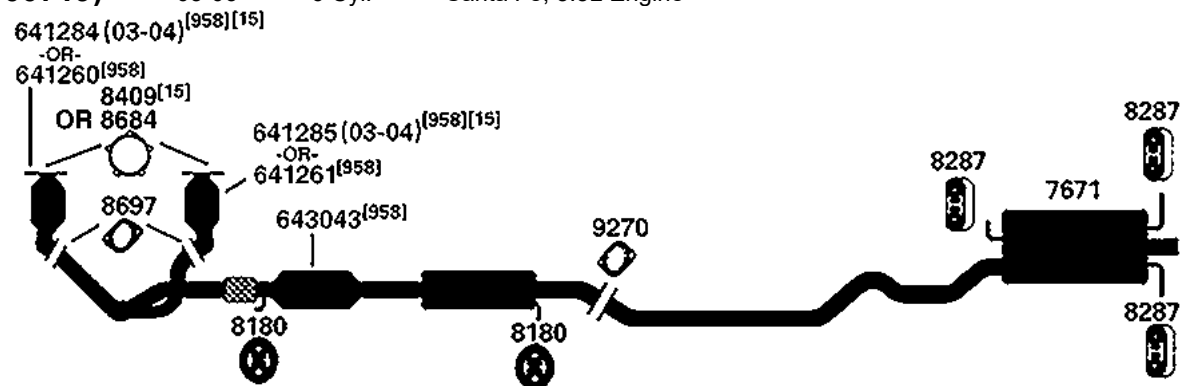
[958] Federal & California Emissions. Not For Sale or Use on vehicles licensed in the state of CA & NY (NY vehicles with CA Emissions). Check with your state authority for details.

HYUNDAI SANTA FE

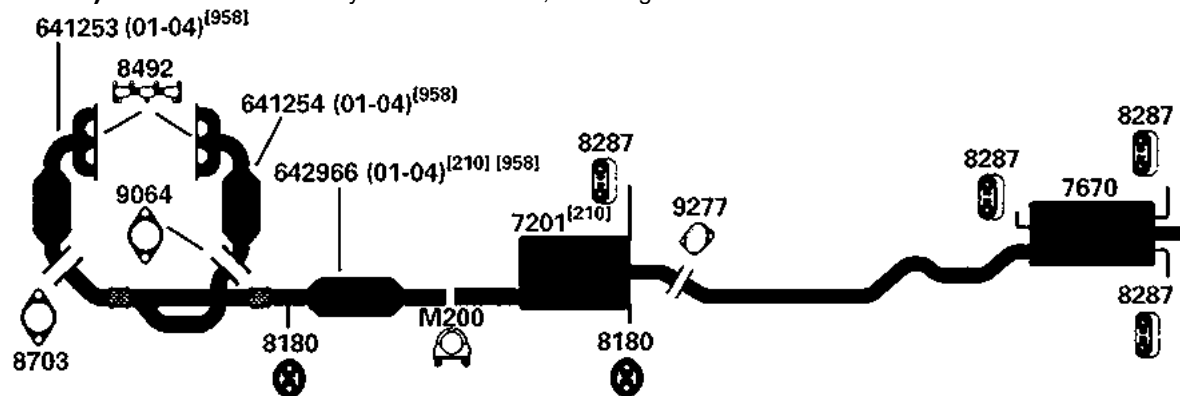
(102666) 10-12 4 Cyl. Santa Fe, 2.4L Engine



(100719) 03-06 6 Cyl. Santa Fe, 3.5L Engine



(100710) 01-06 6 Cyl. Santa Fe, 2.7L Engine



NA-Not Available. NR-Not Required. FL-Remove and Re-Use Old Flange. ● Golden Warehouse. O.E.-Original Equipment.

Airtube Kit [4948] may be required to complete installation. EFI-Electronic Fuel Injection.

[15] Discontinued, use until inventory is depleted.

[98] Refer to current Catalytic Converter catalog or Website catalog for availability.

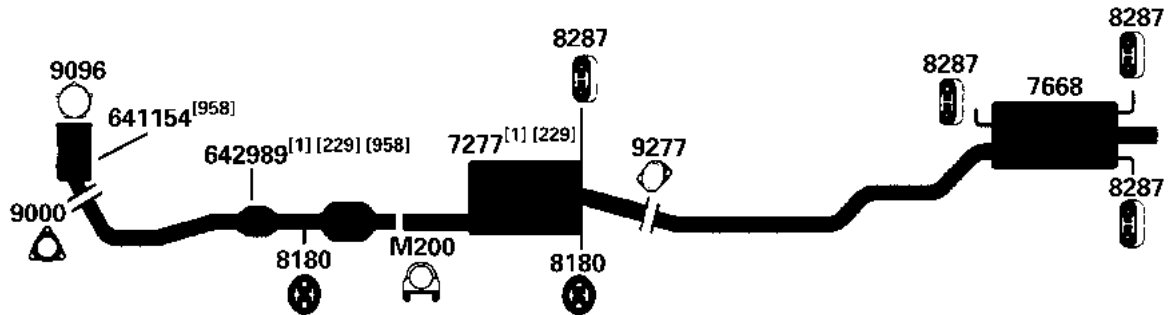
[210] The O.E. system must be cut off 6.5" behind the rear converter weld.

[958] Federal & California Emissions. Not For Sale or Use on vehicles licensed in the state of CA & NY (NY vehicles with CA Emissions). Check with your state authority for details.

HYUNDAI SANTA FE

01-04 4 Cyl. Santa Fe, 2.4L Engine

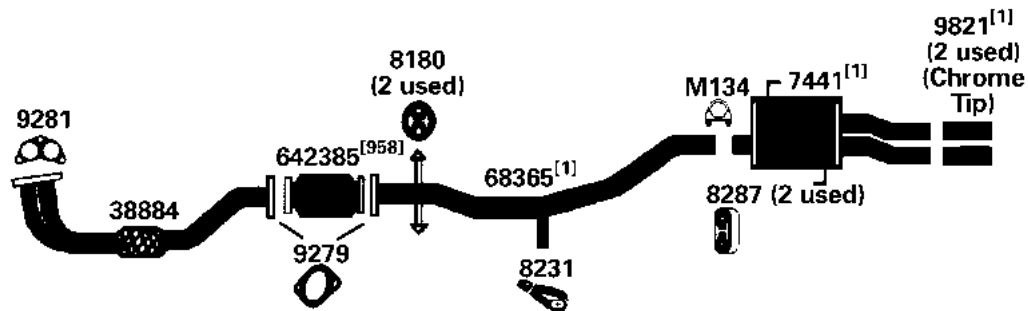
(100707)



HYUNDAI SCOUPE

1995 4 Cyl. Scoupe, 1.5L Engine; except Turbo

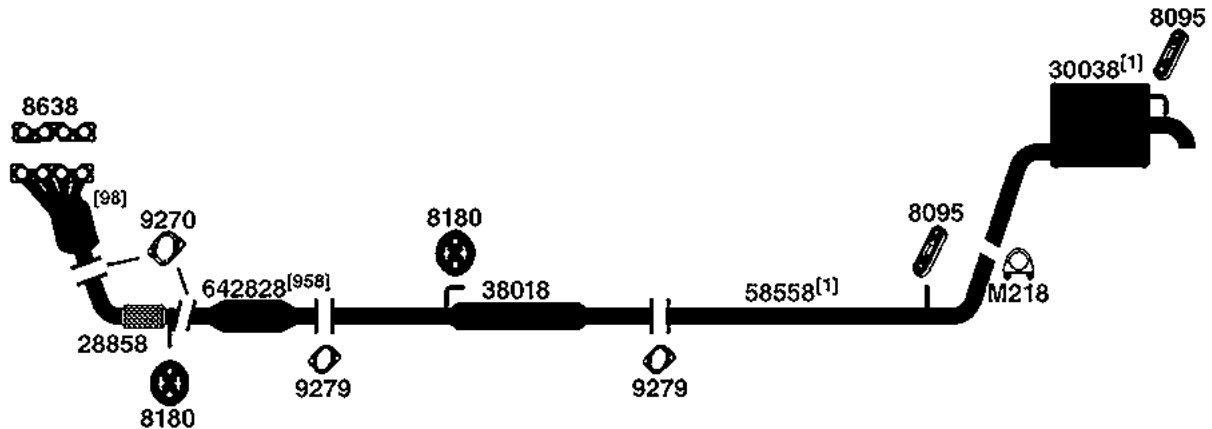
(13101)



HYUNDAI SONATA

11-14 4 Cyl. Sonata, 2.4L Engine, Hybrid

(102705)



NA-Not Available. NR-Not Required. FL-Remove and Re-Use Old Flange. ● Golden Warehouse. O.E.-Original Equipment.

Airtube Kit [4948] may be required to complete installation. EFI-Electronic Fuel Injection.

[1] OE system was a welded assembly. It is recommended that all parts noted [1] should be replaced.

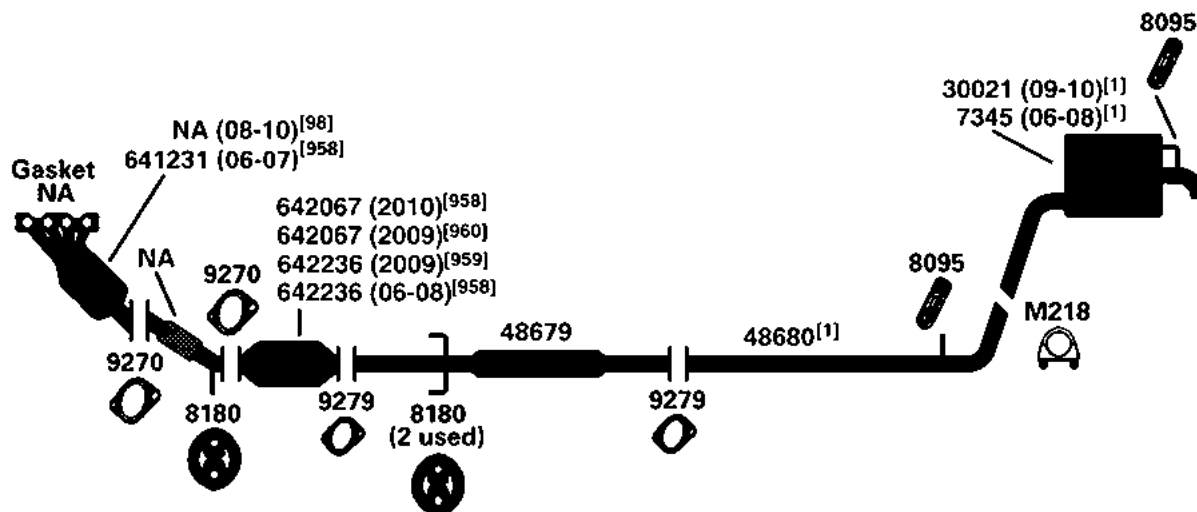
[98] Refer to current Catalytic Converter catalog or Website catalog for availability.

[229] The O.E. system must be cut 4-1/2" forward of the front muffler weld.

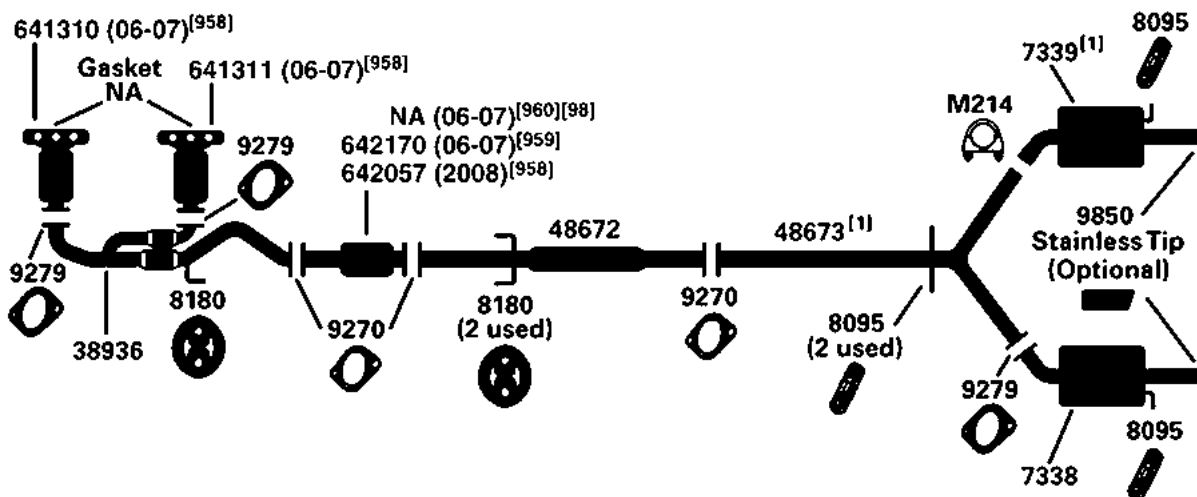
[958] Federal & California Emissions. Not For Sale or Use on vehicles licensed in the state of CA & NY (NY vehicles with CA Emissions). Check with your state authority for details.

HYUNDAI SONATA

(102002) 06-10 4 Cyl. Sonata, 2.4L Engine



(101984) 06-08 6 Cyl. Sonata, 3.3L Engine



NA-Not Available. NR-Not Required. FL-Remove and Re-Use Old Flange. ● Golden Warehouse. O.E.-Original Equipment.

Airtube Kit [4948] may be required to complete installation. EFI-Electronic Fuel Injection.

[1] OE system was a welded assembly. It is recommended that all parts noted [1] should be replaced.

[98] Refer to current Catalytic Converter catalog or Website catalog for availability.

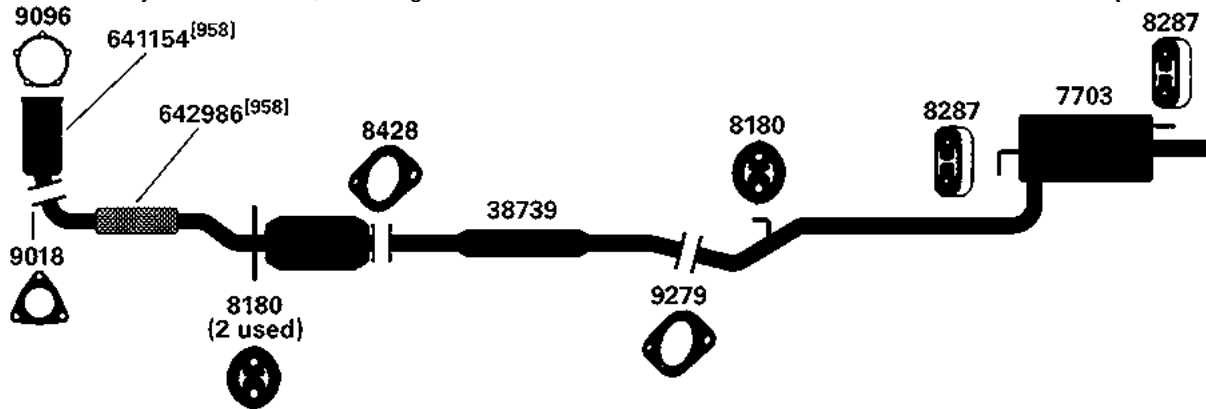
[958] Federal & California Emissions. Not For Sale or Use on vehicles licensed in the state of CA & NY (NY vehicles with CA Emissions). Check with your state authority for details.

[959] Federal Emissions. Not For Sale or Use on vehicles licensed in the state of CA. Check with your state authority.

[960] California Emissions. Not For Sale or Use on vehicles licensed in the state of CA & NY. Check with your state authority.

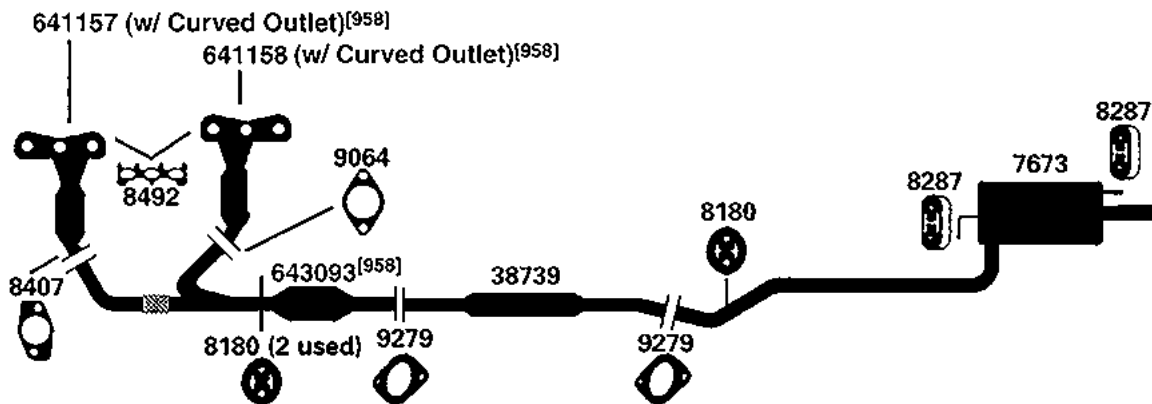
02-05 4 Cyl. Sonata, 2.4L Engine

(101974)



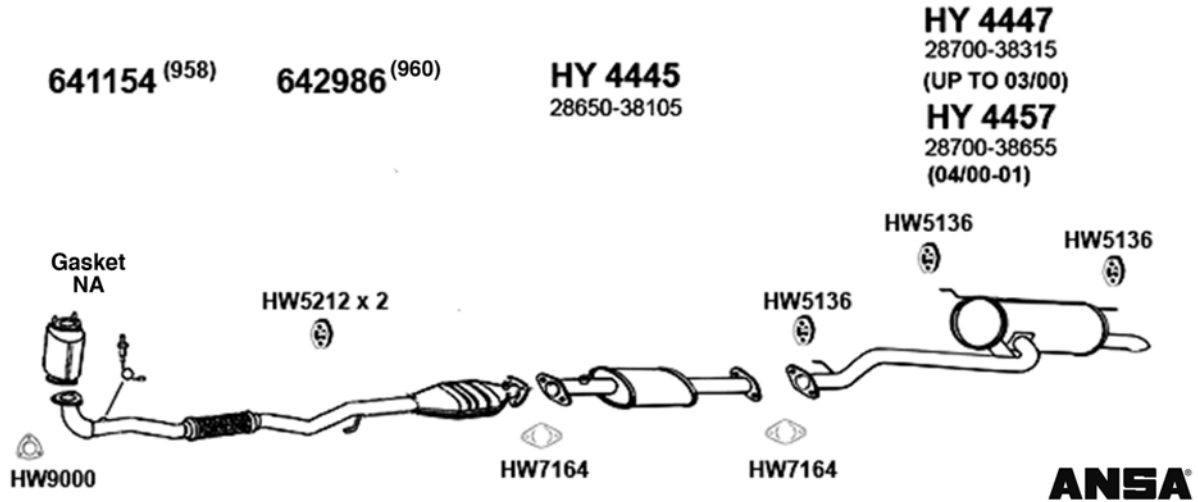
02-05 6 Cyl. Sonata, 2.7L Engine

(100798)



99-01 4 Cyl. Sonata, 2.4L Engine

(HY133)



NA-Not Available. NR-Not Required. FL-Remove and Re-Use Old Flange. ● Golden Warehouse. O.E.-Original Equipment.

Airtube Kit [4948] may be required to complete installation. EFI-Electronic Fuel Injection.

[958] Federal & California Emissions. Not For Sale or Use on vehicles licensed in the state of CA & NY (NY vehicles with CA Emissions). Check with your state authority for details.

[960] California Emissions. Not For Sale or Use on vehicles licensed in the state of CA & NY. Check with your state authority.

HYUNDAI SONATA

(HY124) 99-01 6 Cyl. Sonata, 2.5L Engine

641157⁽⁹⁵⁸⁾ 641158⁽⁹⁵⁸⁾ 642980⁽⁹⁵⁸⁾
(w/curved outlet)

HY 4445
28650-38105
28650-38305

HY 4447
28700-38315
(UP TO 03/00)
HY 4457
28700-38655
(04/00-01)



8407 HW7103 HW5212 x 2

HW5136

HW5136

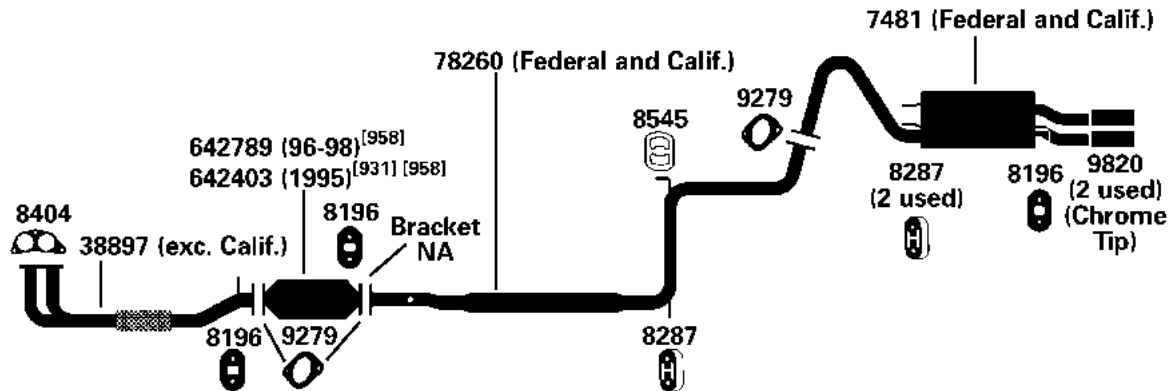
HW5136

HW7164

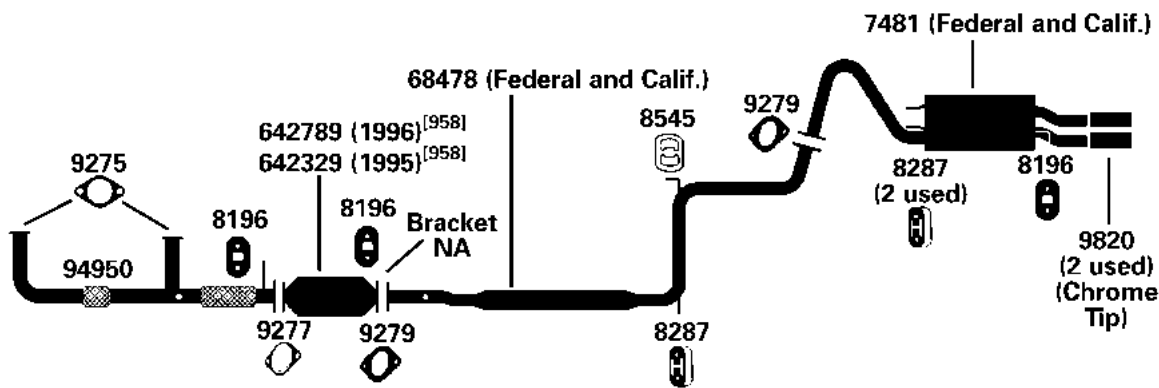
HW7164

ANSA

(100801) 95-98 4 Cyl. Sonata, 2.0L DOHC Engine



(100804) 95-98 6 Cyl. Sonata, 3.0L Engine

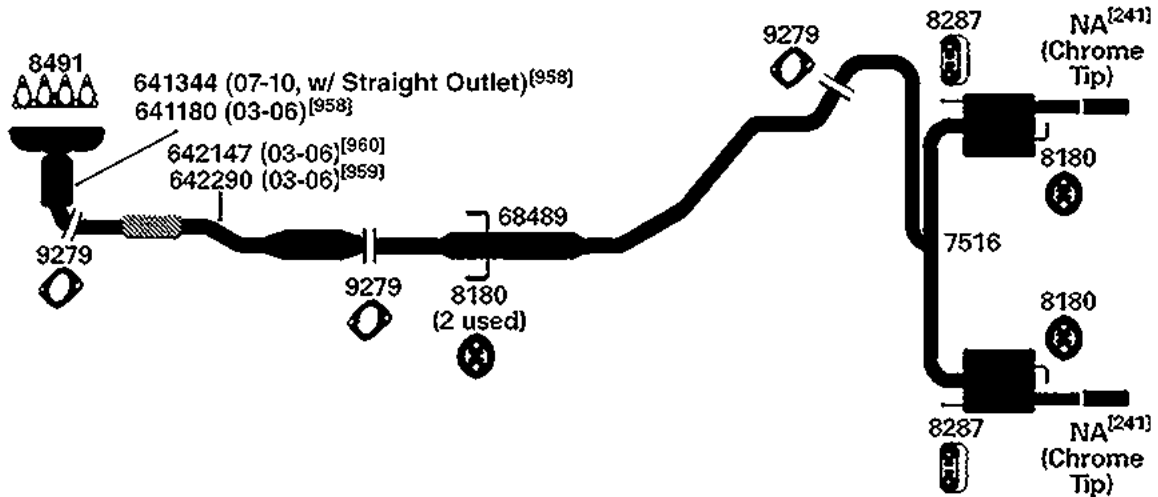


NA-Not Available. NR-Not Required. FL-Remove and Re-Use Old Flange. ● Golden Warehouse. O.E.-Original Equipment.
Airtube Kit [4948] may be required to complete installation. EFI-Electronic Fuel Injection.

[958] Federal & California Emissions. Not For Sale or Use on vehicles licensed in the state of CA & NY (NY vehicles with CA Emissions). Check with your state authority for details.

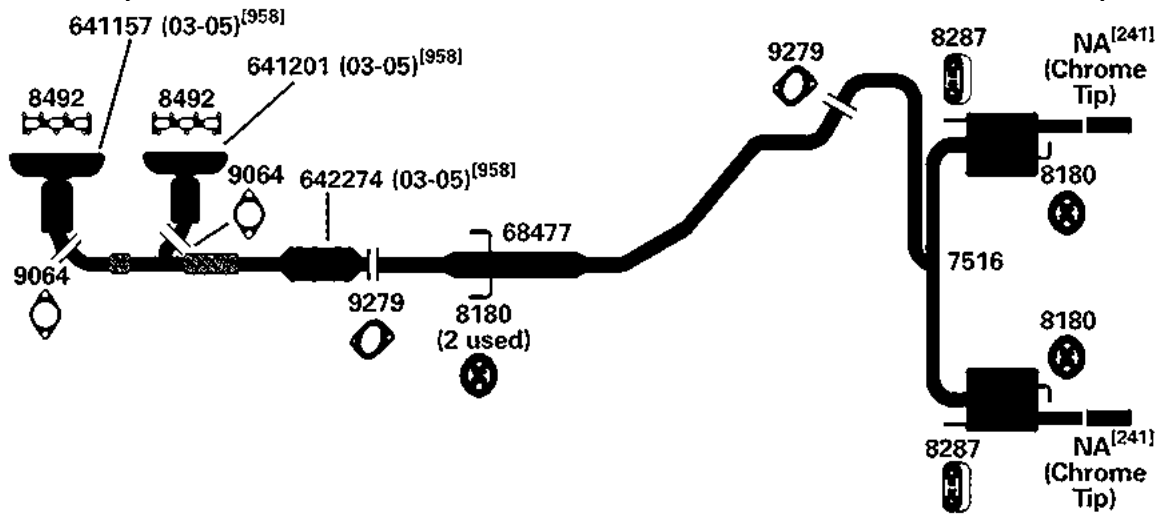
03-08 4 Cyl. Tiburon 2.0L

(100805)



03-08 6 Cyl. Tiburon 2.7L

(101807)



NA-Not Available. NR-Not Required. FL-Remove and Re-Use Old Flange. ● Golden Warehouse. O.E.-Original Equipment.
Airtube Kit [4948] may be required to complete installation. EFI-Electronic Fuel Injection.

[241] O.E chrome tip must be re-used for this application.

[958] Federal & California Emissions. Not For Sale or Use on vehicles licensed in the state of CA & NY (NY vehicles with CA Emissions). Check with your state authority for details.

[959] Federal Emissions. Not For Sale or Use on vehicles licensed in the state of CA. Check with your state authority.

[960] California Emissions. Not For Sale or Use on vehicles licensed in the state of CA & NY. Check with your state authority.

HYUNDAI TIBURON

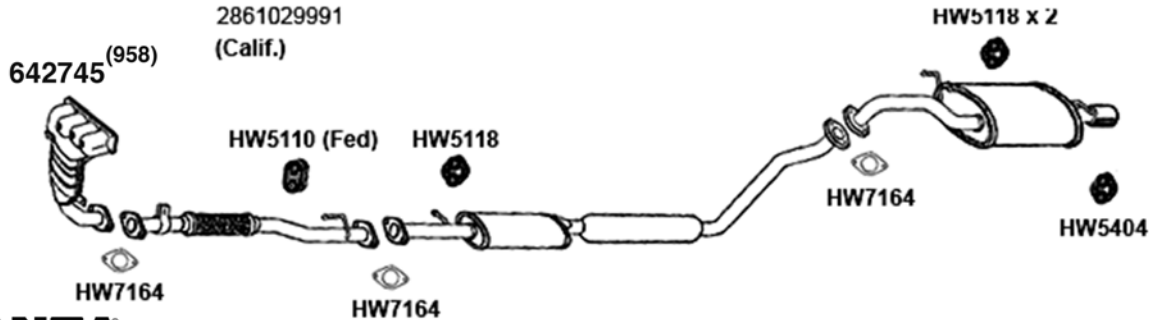
(HY179) 00-01 4 Cyl. Tiburon 2.0L

HY 4646
2861029751/52/54
(Fed.)

HY 5301
2861029991
(Calif.)

HY 5705
2865027900/01
(Fed)

HY 5407
28700-27051
28700-27992



(HY178) 98-99 4 Cyl. Tiburon 2.0L

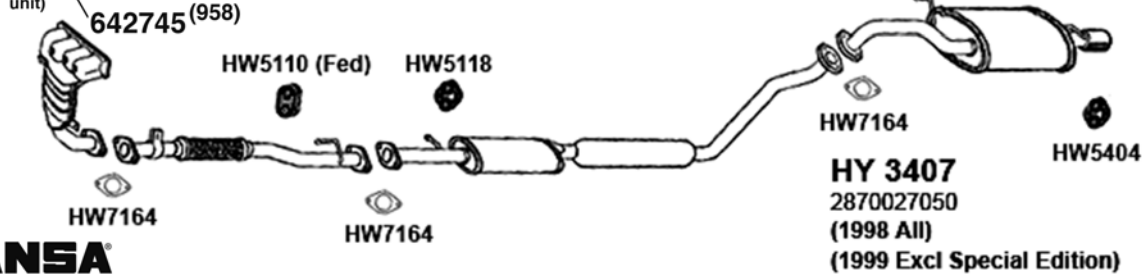
HY 4646
2861029751/52/54
(Fed.)

HY 5301
2861029991
(Calif.)

HY 4645
2865027059
(1998)

HY 5407
28700-27051
28700-27992
(Special Edition Series)

(from 8-16-98,
models w/
1p.c. manifold
unit)



NA-Not Available. NR-Not Required. FL-Remove and Re-Use Old Flange. ● Golden Warehouse. O.E.-Original Equipment.
Airtube Kit [4948] may be required to complete installation. EFI-Electronic Fuel Injection.

[958] Federal & California Emissions. Not For Sale or Use on vehicles licensed in the state of CA & NY (NY vehicles with CA Emissions). Check with your state authority for details.

05-09 4 Cyl. Tucson, 2.0L Engine, FWD

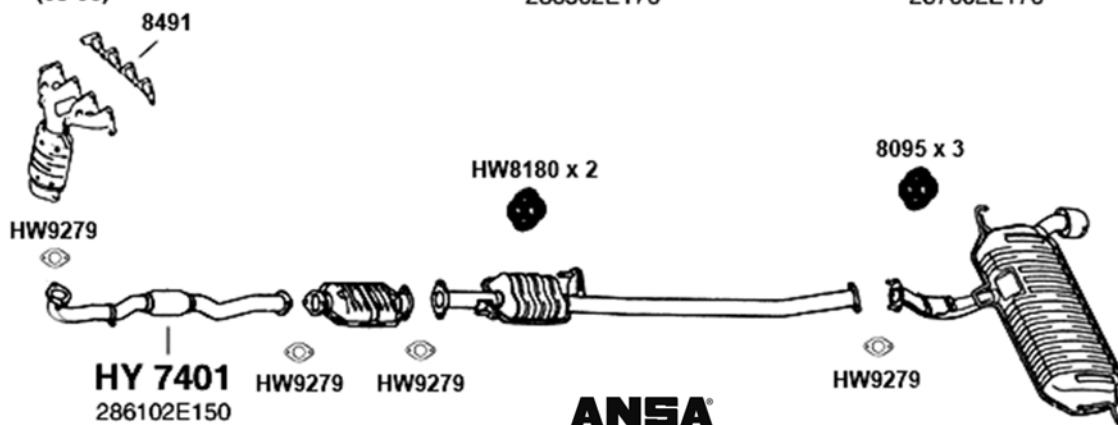
(HY137)

641313 (958)
(05-06)

642064 (958)

HY 7405
286502E170

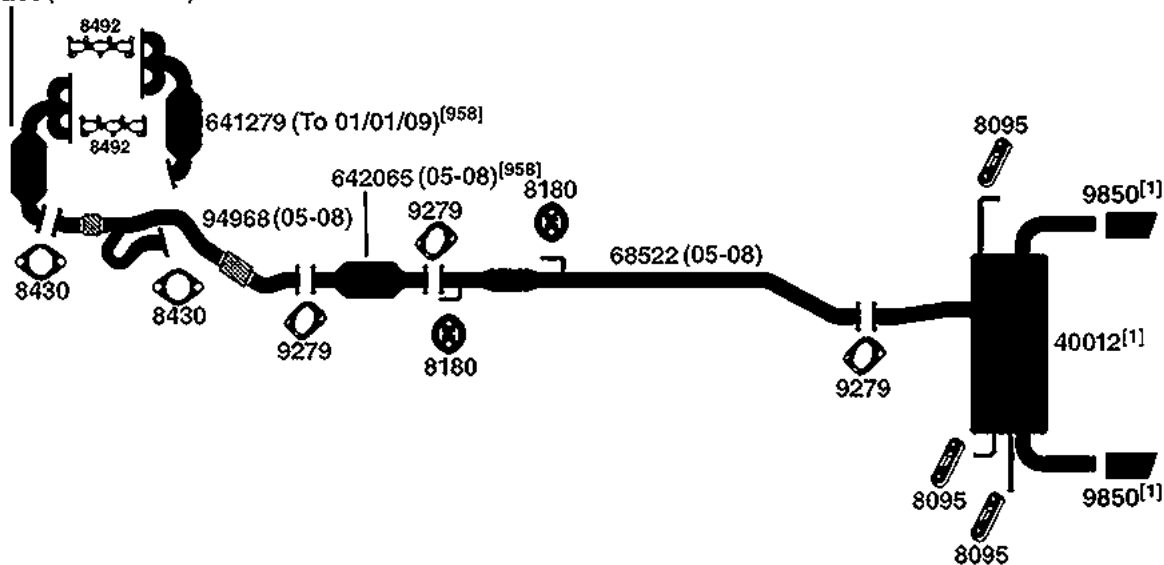
HY 7407
287002E170



05-09 6 Cyl. Tucson, 2.7L Engine, FWD

(102686)

641280 (To 01/01/09) (958)



NA-Not Available. NR-Not Required. FL-Remove and Re-Use Old Flange. ● Golden Warehouse. O.E.-Original Equipment.

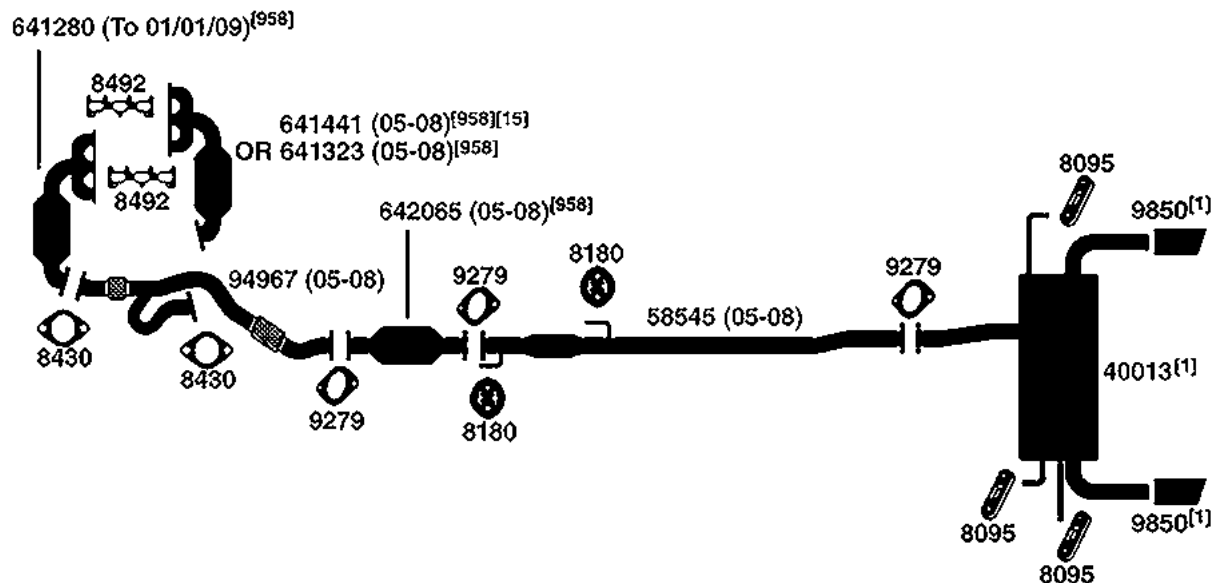
Airtube Kit [4948] may be required to complete installation. EFI-Electronic Fuel Injection.

[1] OE system was a welded assembly. It is recommended that all parts noted [1] should be replaced.

[958] Federal & California Emissions. Not For Sale or Use on vehicles licensed in the state of CA & NY (NY vehicles with CA Emissions). Check with your state authority for details.

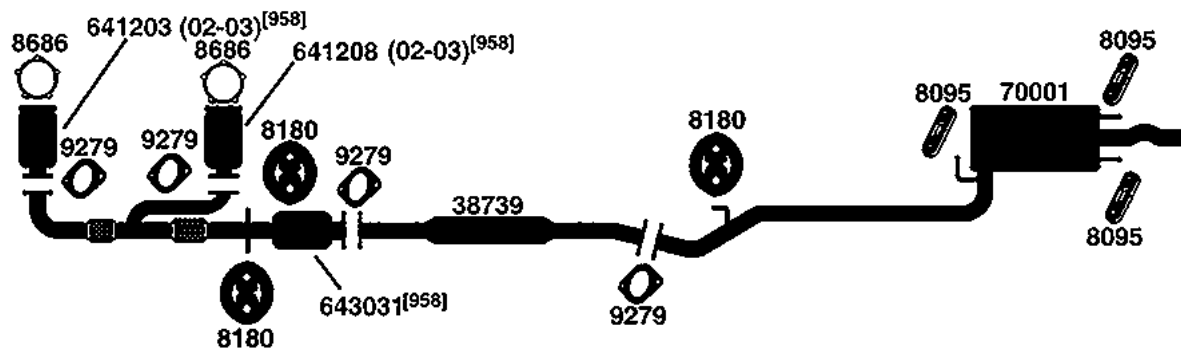
HYUNDAI TUCSON

(102650) 05-09 6 Cyl. Tucson, 2.7L Engine, 4WD



HYUNDAI XG350

(102578) 02-05 6 Cyl. XG350; 3.5L Eng.



NA-Not Available. NR-Not Required. FL-Remove and Re-Use Old Flange. ● Golden Warehouse. O.E.-Original Equipment.

Airtube Kit [4948] may be required to complete installation. EFI-Electronic Fuel Injection.

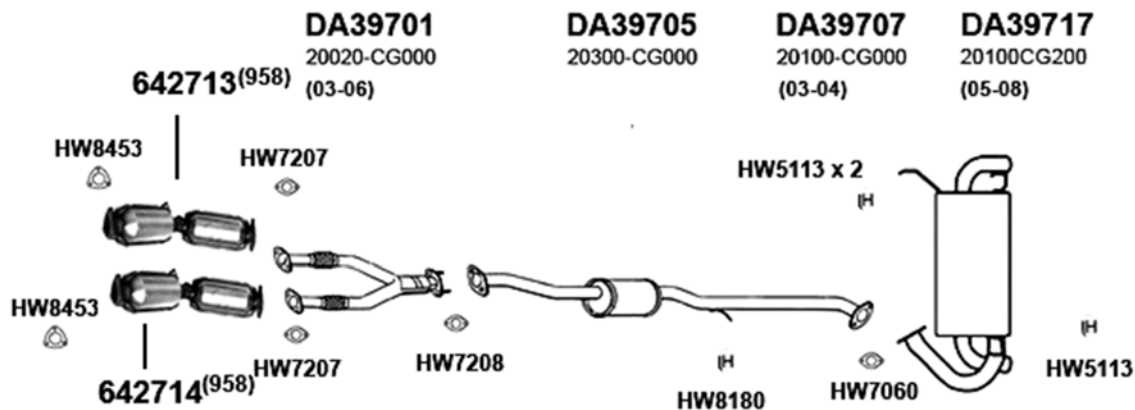
[1] OE system was a welded assembly. It is recommended that all parts noted [1] should be replaced.

[15] Discontinued, use until inventory is depleted.

[958] Federal & California Emissions. Not For Sale or Use on vehicles licensed in the state of CA & NY (NY vehicles with CA Emissions). Check with your state authority for details.

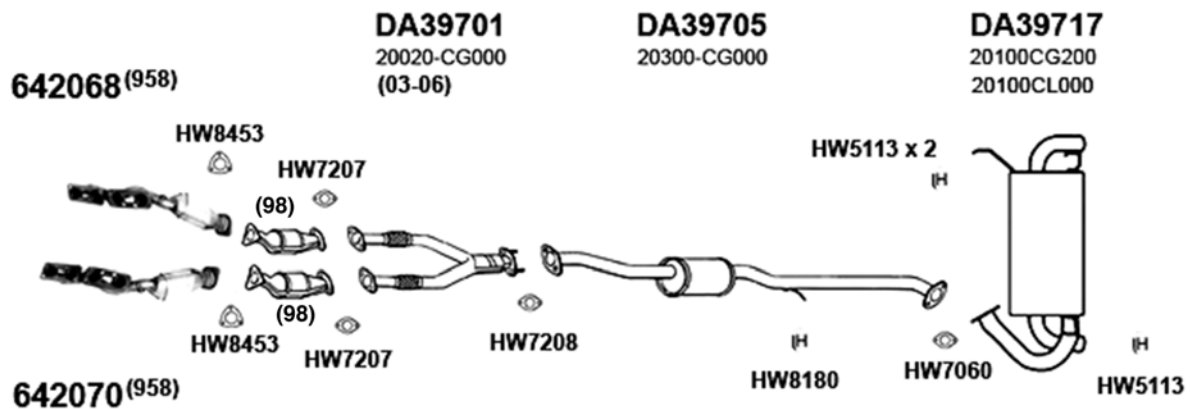
03-08 6 Cyl. FX35, 3.5L Engine

(IN115)


ANSA®

03-04 8 Cyl. FX45, 4.5L Engine

(IN115A)


ANSA®

NA-Not Available. NR-Not Required. FL-Remove and Re-Use Old Flange. ● Golden Warehouse. O.E.-Original Equipment.

Airtube Kit [4948] may be required to complete installation. EFI-Electronic Fuel Injection.

[98] Refer to current Catalytic Converter catalog or Website catalog for availability.

[958] Federal & California Emissions. Not For Sale or Use on vehicles licensed in the state of CA & NY (NY vehicles with CA Emissions). Check with your state authority for details.

INFINITI G20

(DA118) 99-02 4 Cyl. G20, 2.0L Engine

DA32101
20020-6J900
(99)

642793⁽⁹⁵⁸⁾
(08-02)

DA 32145
20300-2J210

DA 32147
20100-2J210
(single tip)

(can use to replace dual outlet)

DA32111
20010-7J400
(00-02)

HW7157 (2000-2002)

HW7079 (1999)

HW5212 x 3



HW7079
HW5122

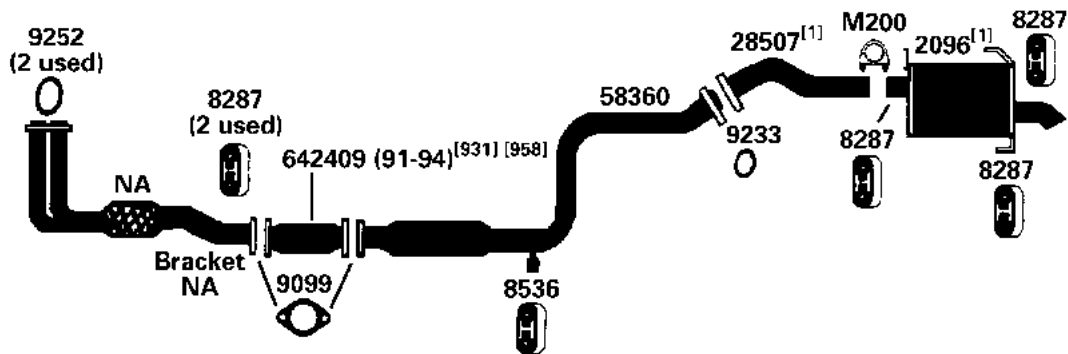
N.A.
20100-7J400
(dual tip)

ANSA

HW7208

HW7208

(14125) 95-96 4 Cyl. G20, 2.0L Engine



DIRECT FIT MSL/MAXIMUM Muffler... 700233

NA-Not Available. NR-Not Required. FL-Remove and Re-Use Old Flange. ● Golden Warehouse. O.E.-Original Equipment.

Airtube Kit [4948] may be required to complete installation. EFI-Electronic Fuel Injection.

[1] OE system was a welded assembly. It is recommended that all parts noted [1] should be replaced.

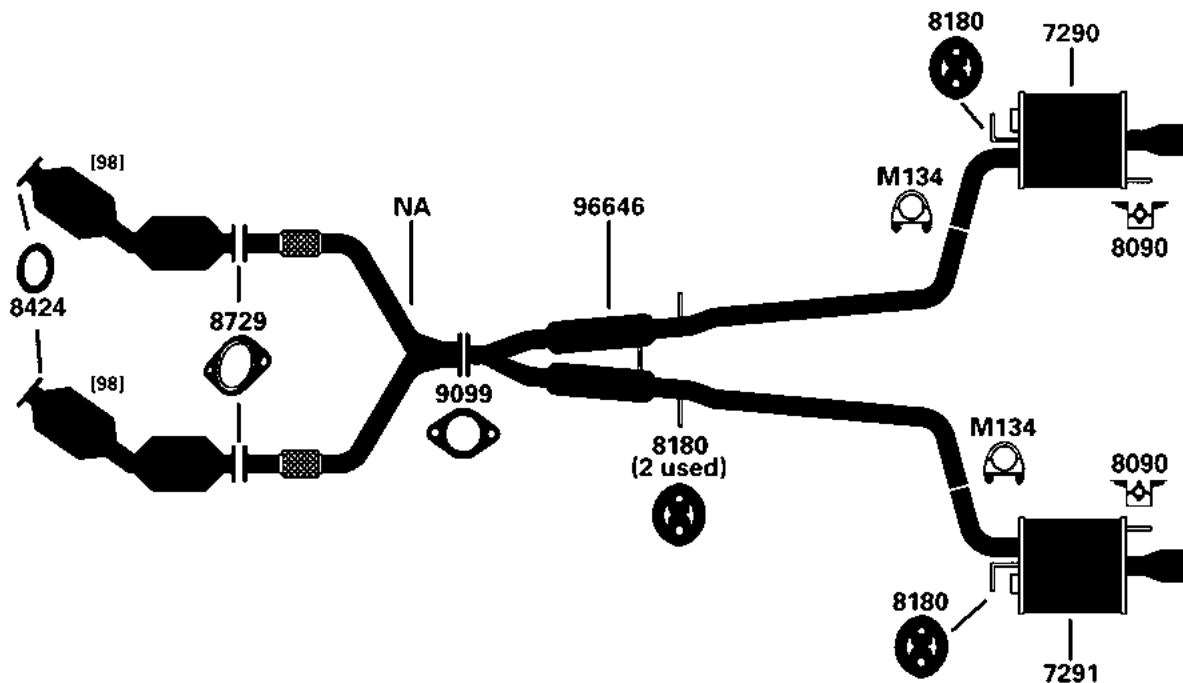
[98] Refer to current Catalytic Converter catalog or Website catalog for availability.

[931] This unit was designed to fit many applications. Measurement of the old unit and cutting of new unit is required.

[958] Federal & California Emissions. Not For Sale or Use on vehicles licensed in the state of CA & NY (NY vehicles with CA Emissions). Check with your state authority for details.

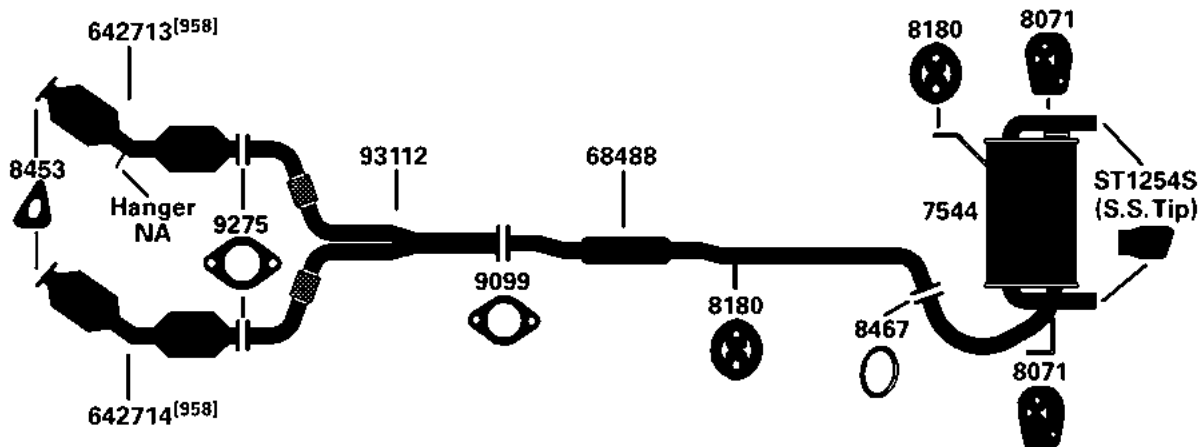
07-08 6 Cyl. G35 Sedan, 3.5L Engine (VQ35HR Eng. Code ONLY)

(102061)



03-07 6 Cyl. G35 Coupe, 3.5L Engine (VQ35DE Eng. Code ONLY)

(102057)



NA-Not Available. NR-Not Required. FL-Remove and Re-Use Old Flange. ● Golden Warehouse. O.E.-Original Equipment.

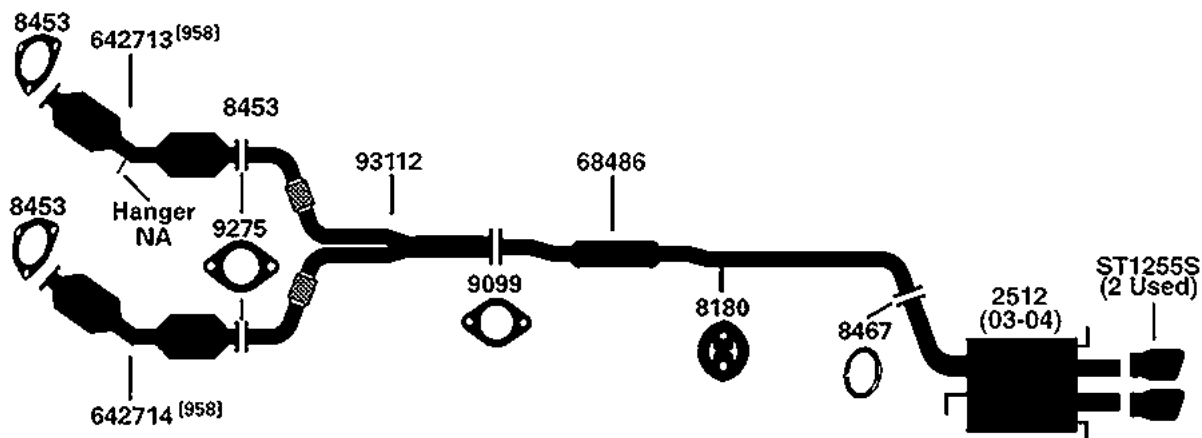
Airtube Kit [4948] may be required to complete installation. EFI-Electronic Fuel Injection.

[98] Refer to current Catalytic Converter catalog or Website catalog for availability.

[958] Federal & California Emissions. Not For Sale or Use on vehicles licensed in the state of CA & NY (NY vehicles with CA Emissions). Check with your state authority for details.

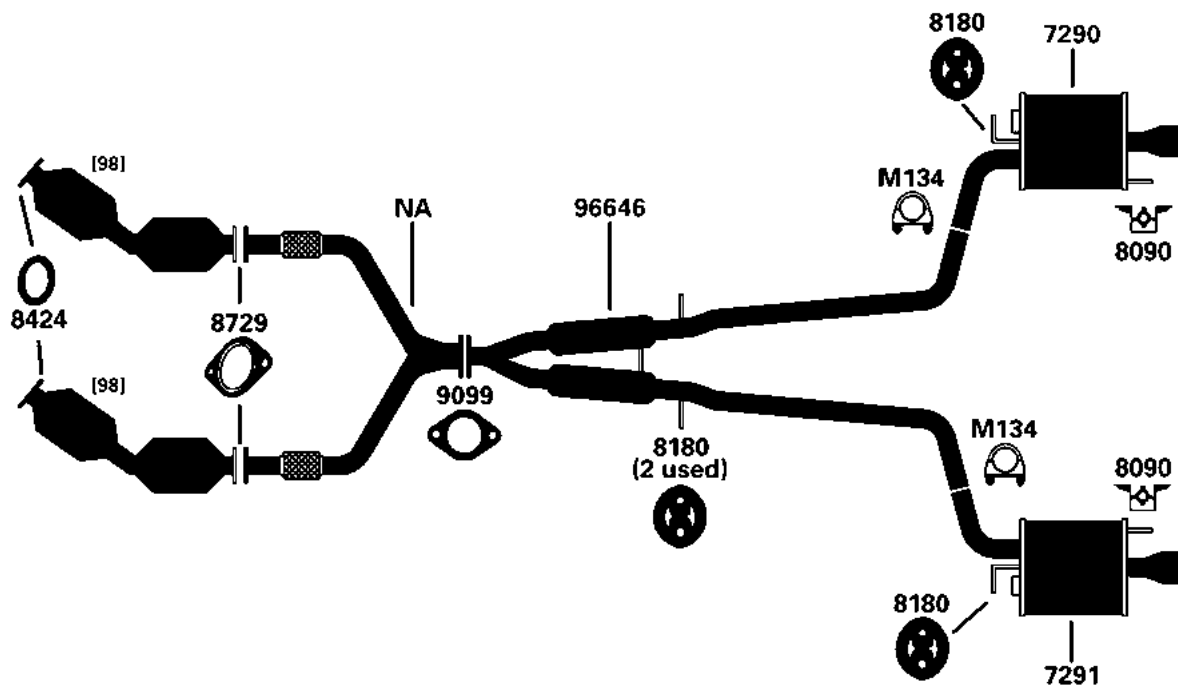
INFINITI G35

(102122) 03-06 6 Cyl. G35 Sedan; 3.5L Engine; R.W.D.; (Exc. G35X Models)



INFINITI G37

(102062) 09-13 6 Cyl. G37 Sedan, 3.7L Engine, RWD, (Exc. AWD "X" Models)



NA-Not Available. NR-Not Required. FL-Remove and Re-Use Old Flange. ● Golden Warehouse. O.E.-Original Equipment.

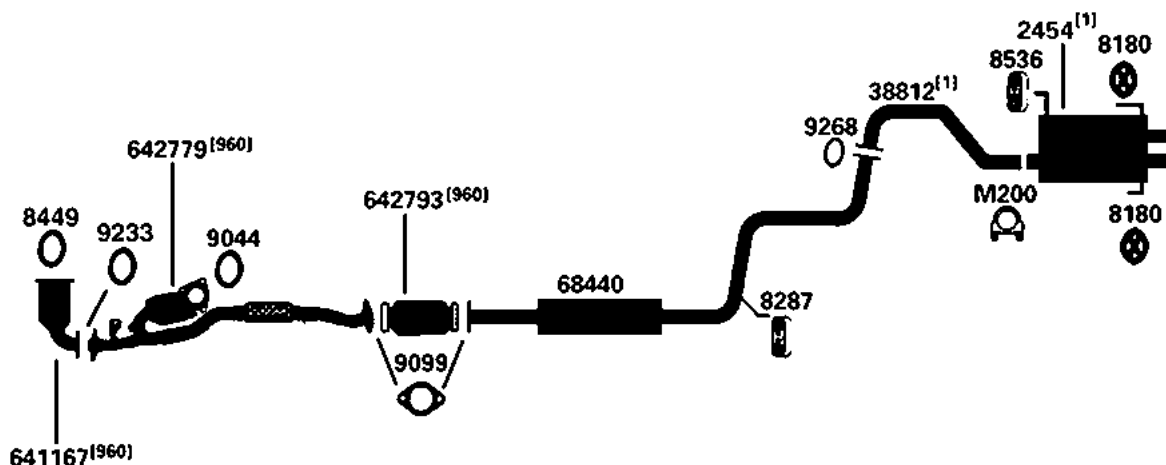
Airtube Kit [4948] may be required to complete installation. EFI-Electronic Fuel Injection.

[98] Refer to current Catalytic Converter catalog or Website catalog for availability.

[958] Federal & California Emissions. Not For Sale or Use on vehicles licensed in the state of CA & NY (NY vehicles with CA Emissions). Check with your state authority for details.

00-01 6 Cyl. I30, 3.0L Engine

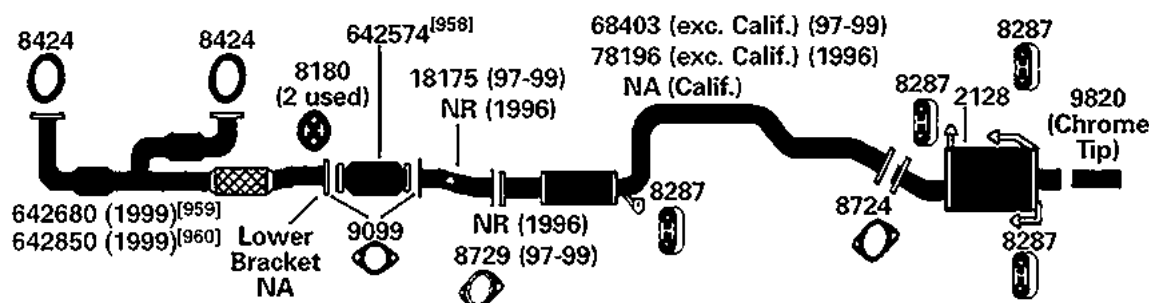
(100624)



DIRECT FIT MSL/MAXIMUM Muffler... 700425

96-99 6 Cyl. I30, 3.0L Engine; Models Built From 7/96

(100489)



DIRECT FIT MSL/MAXIMUM Muffler... 700240

NA-Not Available. NR-Not Required. FL-Remove and Re-Use Old Flange. ● Golden Warehouse. O.E.-Original Equipment.

Airtube Kit [4948] may be required to complete installation. EFI-Electronic Fuel Injection.

[1] OE system was a welded assembly. It is recommended that all parts noted [1] should be replaced.

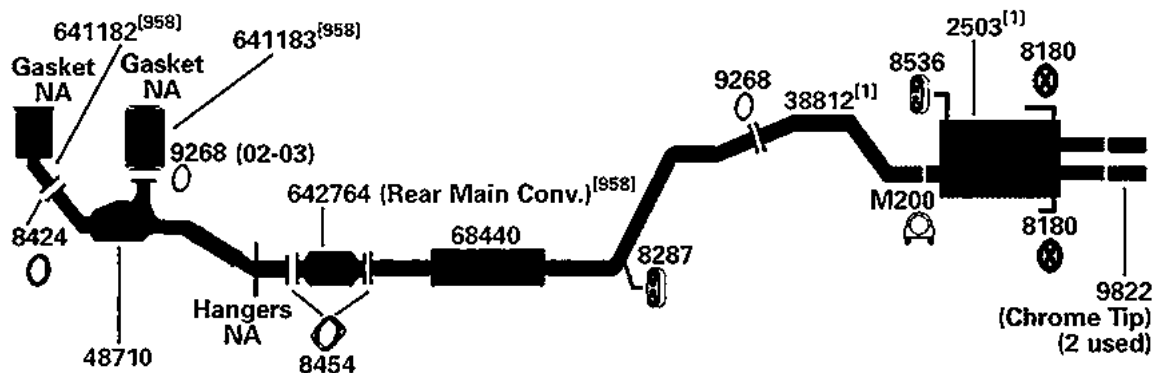
[958] Federal & California Emissions. Not For Sale or Use on vehicles licensed in the state of CA & NY (NY vehicles with CA Emissions). Check with your state authority for details.

[959] Federal Emissions. Not For Sale or Use on vehicles licensed in the state of CA. Check with your state authority.

[960] California Emissions. Not For Sale or Use on vehicles licensed in the state of CA & NY. Check with your state authority.

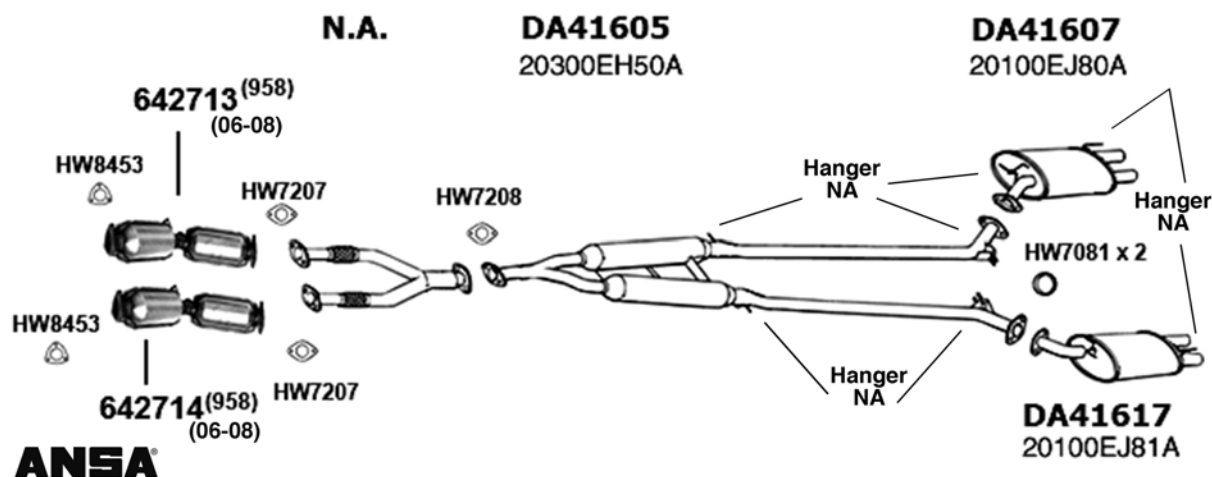
INFINITI I35

(100493) 02-04 6 Cyl. I35, 3.5L Engine; except Calif. Models



INFINITI M35

(IN118) 06-10 6 Cyl. M35, 3.5L Engine



NA-Not Available. NR-Not Required. FL-Remove and Re-Use Old Flange. ● Golden Warehouse. O.E.-Original Equipment.

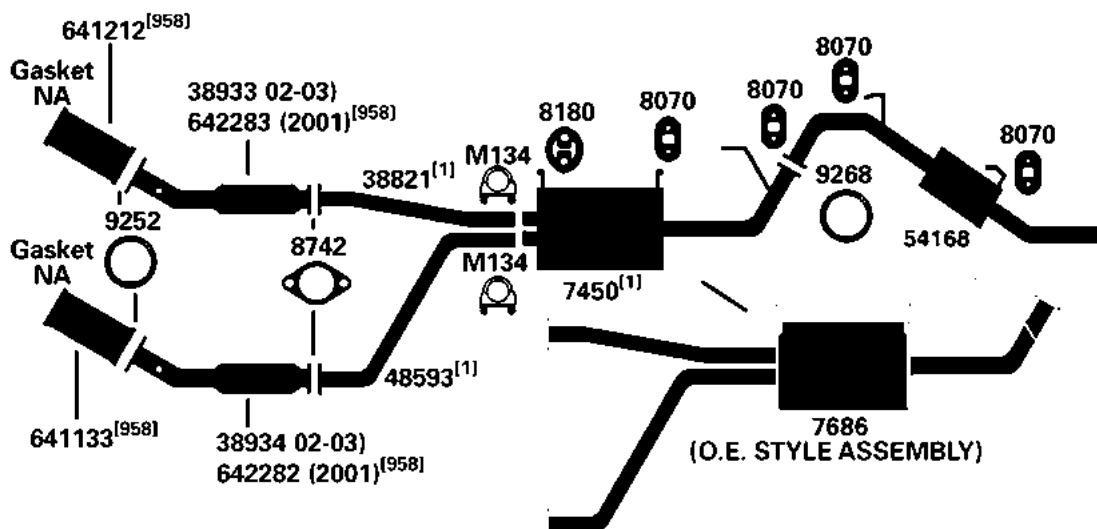
Airtube Kit [4948] may be required to complete installation. EFI-Electronic Fuel Injection.

[1] OE system was a welded assembly. It is recommended that all parts noted [1] should be replaced.

[958] Federal & California Emissions. Not For Sale or Use on vehicles licensed in the state of CA & NY (NY vehicles with CA Emissions). Check with your state authority for details.

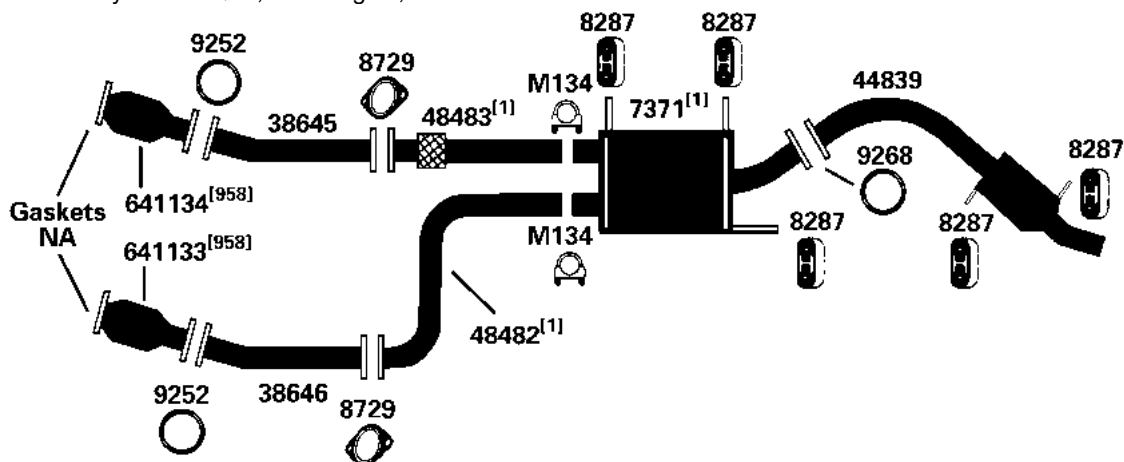
01-03 6 Cyl. QX4, 3.5L Engine; 2 W.D. and 4 W.D.

(100634)



98-00 6 Cyl. QX4, 3.3L Engine, 2 W.D. and 4 W.D., Fed. Emissions
1997 6 Cyl. QX4, 3.3L Engine; 2 W.D. and 4 W.D.

(100449)



NA-Not Available. NR-Not Required. FL-Remove and Re-Use Old Flange. ● Golden Warehouse. O.E.-Original Equipment.

Airtube Kit [4948] may be required to complete installation. EFI-Electronic Fuel Injection.

[1] OE system was a welded assembly. It is recommended that all parts noted [1] should be replaced.

[958] Federal & California Emissions. Not For Sale or Use on vehicles licensed in the state of CA & NY (NY vehicles with CA Emissions). Check with your state authority for details.

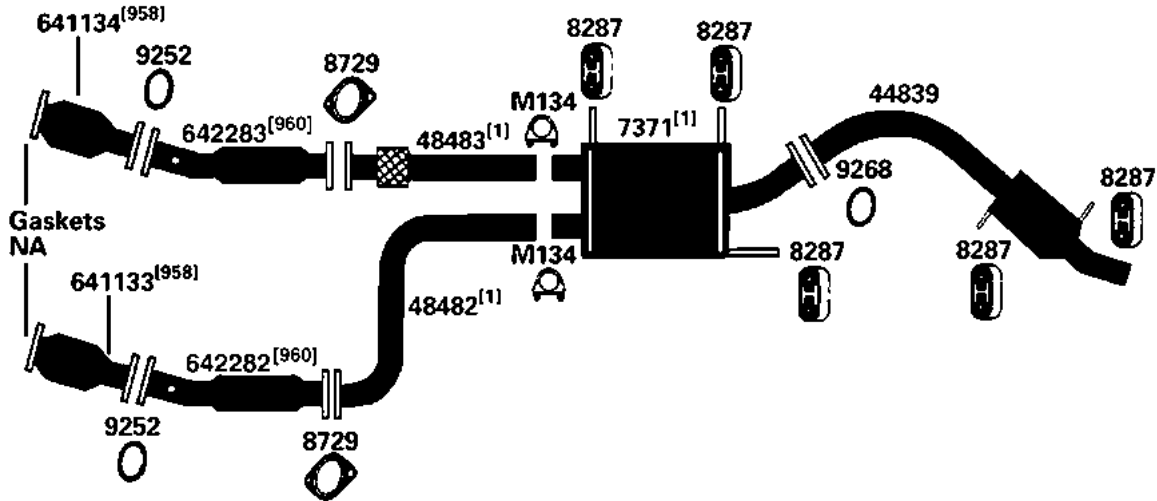
INFINITI QX4

(102663)

98-00

6 Cyl.

QX4, 3.3L Engine, 2 W.D. and 4 W.D., Calif. Emissions



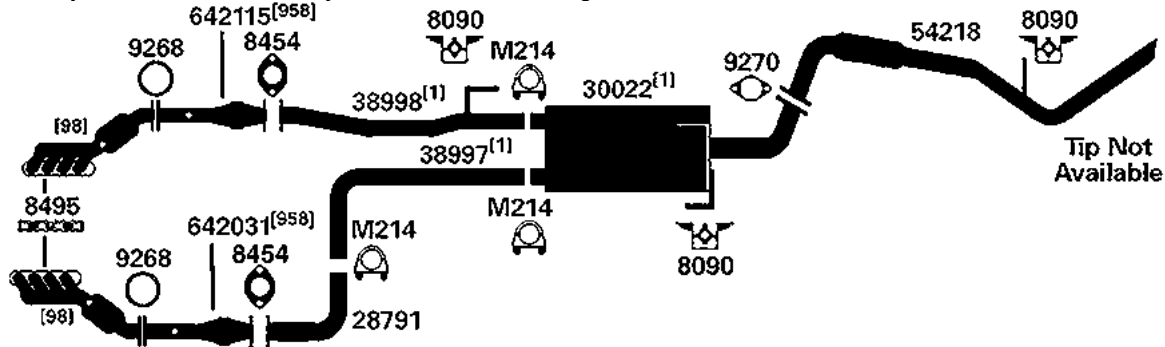
INFINITI QX56

(102611)

07-10

8 Cyl.

QX56, 5.6L Engine



NA-Not Available. NR-Not Required. FL-Remove and Re-Use Old Flange. ● Golden Warehouse. O.E.-Original Equipment.

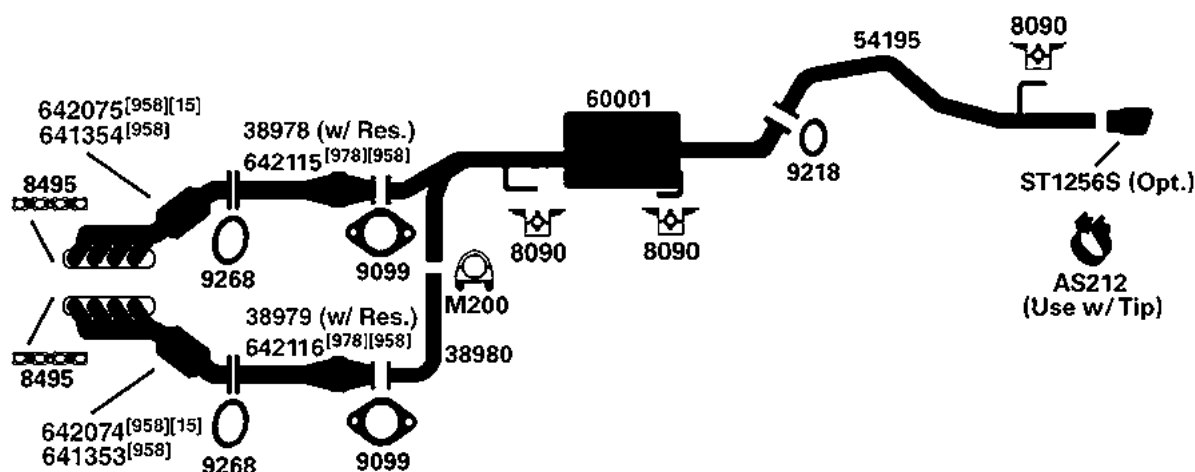
Airtube Kit [4948] may be required to complete installation. EFI-Electronic Fuel Injection.

[1] OE system was a welded assembly. It is recommended that all parts noted [1] should be replaced.

[98] Refer to current Catalytic Converter catalog or Website catalog for availability.

[958] Federal & California Emissions. Not For Sale or Use on vehicles licensed in the state of CA & NY (NY vehicles with CA Emissions). Check with your state authority for details.

[960] California Emissions. Not For Sale or Use on vehicles licensed in the state of CA & NY. Check with your state authority.

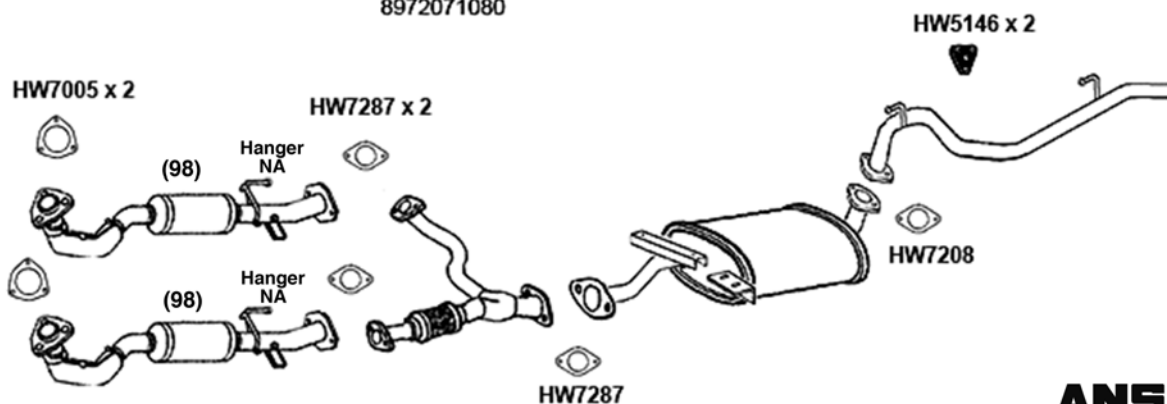
**ISUZU****ISUZU AMIGO****HD18246**

8972079710

8972071080

IS 4115

8972079721

N.A.

NA-Not Available. NR-Not Required. FL-Remove and Re-Use Old Flange. ● Golden Warehouse. O.E.-Original Equipment.

Airtube Kit [4948] may be required to complete installation. EFI-Electronic Fuel Injection.

[15] Discontinued, use until inventory is depleted.

[978] Without Flex, US EPA, BIN 8, SULEV Emissions

[958] Federal & California Emissions. Not For Sale or Use on vehicles licensed in the state of CA & NY (NY vehicles with CA Emissions). Check with your state authority for details.

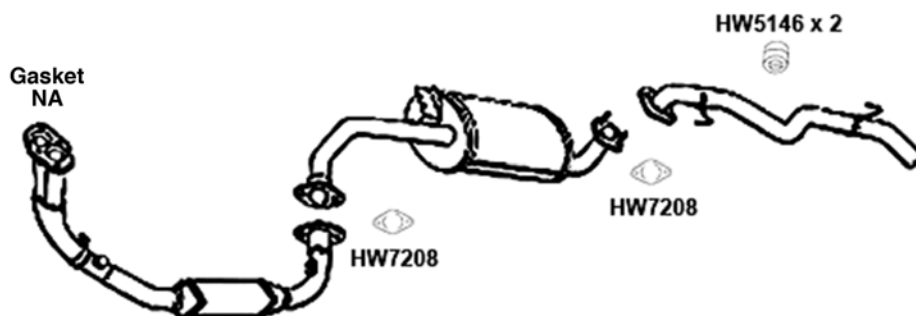
ISUZU AMIGO

(IS151) 98-00 4 Cyl. Amigo, 2.2L Engine

643036
(Fed.)⁽⁹⁵⁹⁾

IS 3407
8-971407003

IS 3408
8-971407050



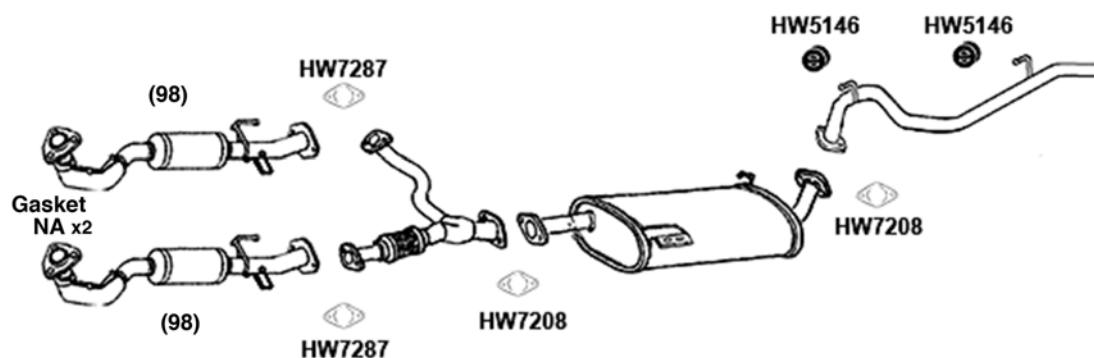
ANSA

(IS752) 98-99 6 Cyl. Amigo, 3.2L Engine

NA

IS 3507
8972071090

IS 3508
8971407040



ANSA

NA-Not Available. NR-Not Required. FL-Remove and Re-Use Old Flange. ● Golden Warehouse. O.E.-Original Equipment.

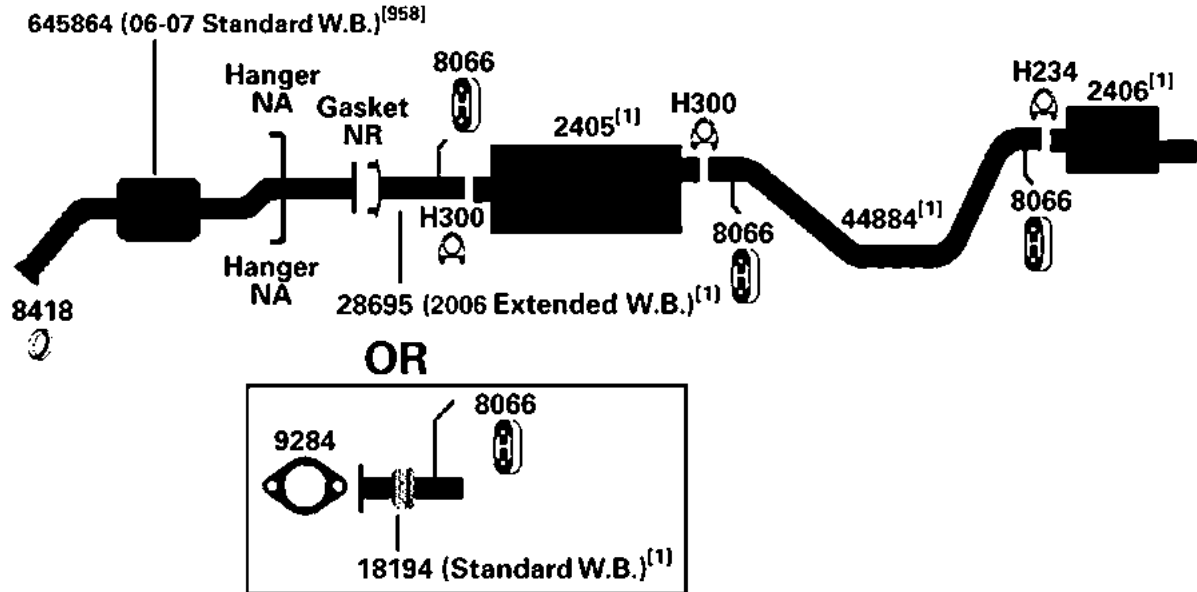
Airtube Kit [4948] may be required to complete installation. EFI-Electronic Fuel Injection.

[98] Refer to current Catalytic Converter catalog or Website catalog for availability.

[959] Federal Emissions. Not For Sale or Use on vehicles licensed in the state of CA. Check with your state authority.

06-08 6 Cyl. Ascender; 256 (4.2L) L6 Engine

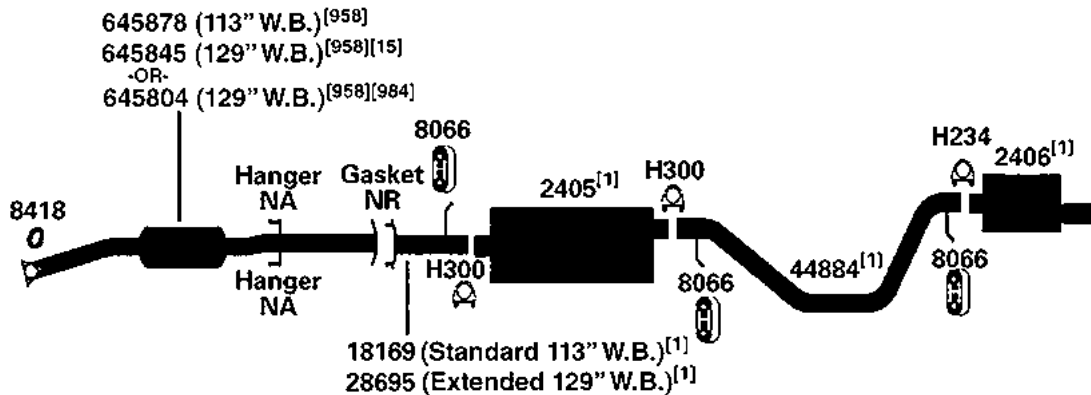
(102612)



DIRECT FIT MSL/MAXIMUM Muffler... Front Muffler- 700429, Rear Muffler- 700345

03-05 6 Cyl. Ascender; 256 (4.2L) L6 Engine

(101815)



DIRECT FIT MSL/MAXIMUM Muffler... Front Muffler- 700429, Rear Muffler- 700345

NA-Not Available. NR-Not Required. FL-Remove and Re-Use Old Flange. ● Golden Warehouse. O.E.-Original Equipment.

Airtube Kit [4948] may be required to complete installation. EFI-Electronic Fuel Injection.

[1] OE system was a welded assembly. It is recommended that all parts noted [1] should be replaced.

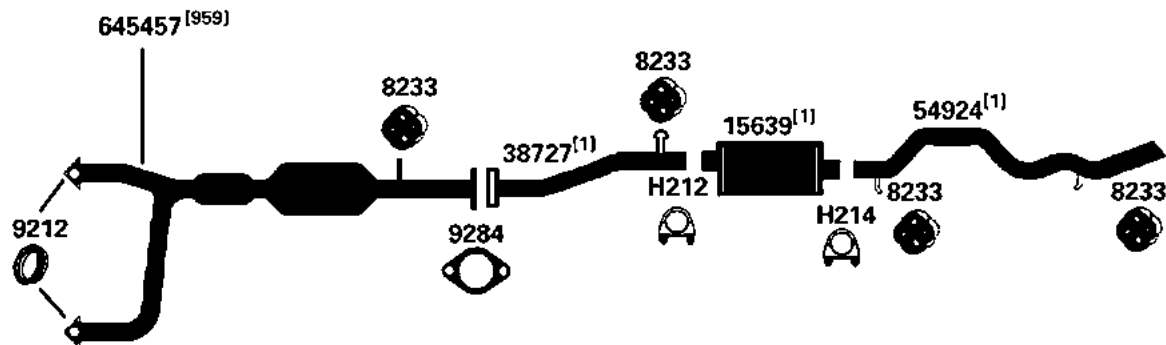
[15] Discontinued, use until inventory is depleted.

[958] Federal & California Emissions. Not For Sale or Use on vehicles licensed in the state of CA & NY (NY vehicles with CA Emissions). Check with your state authority for details.

[984] Aftermarket is a 2 Piece Design.

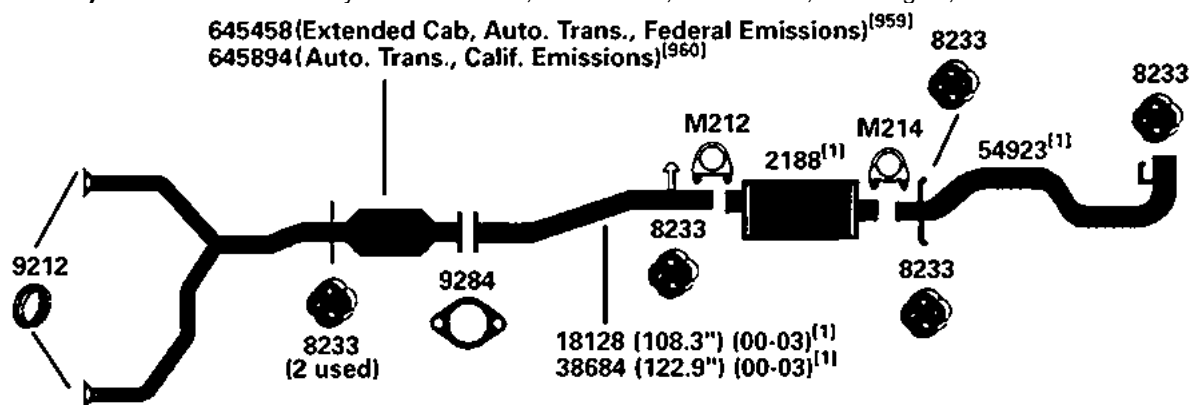
ISUZU HOMBRE

(102675) 2000 6 Cyl. Hombre; 122.9" W.B.; 4.3L Engine; 4 W.D.; w/ Sport Exhaust



DIRECT FIT MSL/MAXIMUM Muffler... 700020, Silentone DIY Muffler... 5561

(102674) 2000 6 Cyl. Hombre; 108.3" W.B., 122.9" W.B.; 4.3L Engine; 2 W.D.



DIRECT FIT MSL/MAXIMUM Muffler... 700376

NA-Not Available. NR-Not Required. FL-Remove and Re-Use Old Flange. ● Golden Warehouse. O.E.-Original Equipment.
Airtube Kit [4948] may be required to complete installation. EFI-Electronic Fuel Injection.

[1] OE system was a welded assembly. It is recommended that all parts noted [1] should be replaced.

[959] Federal Emissions. Not For Sale or Use on vehicles licensed in the state of CA. Check with your state authority.

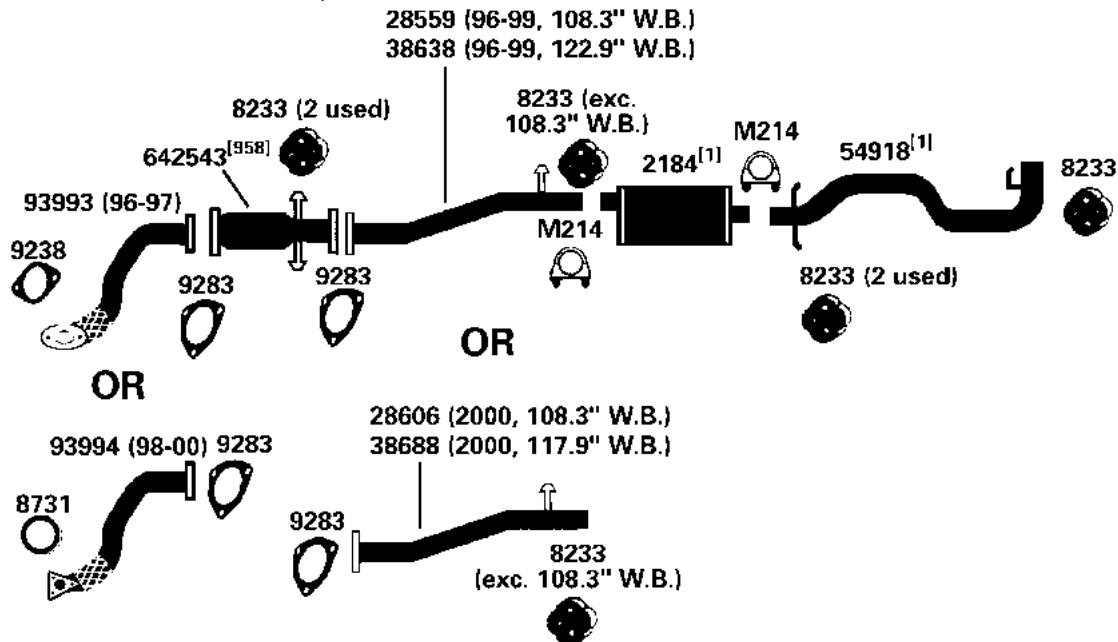
[960] California Emissions. Not For Sale or Use on vehicles licensed in the state of CA & NY. Check with your state authority.

96-00

4 Cyl.

Hombre Pickup, 108.3" W.B., 122.9" W.B., 2.2L Engine, 2 W.D., (8th Digit of V.I.N. is "4")

(100121)



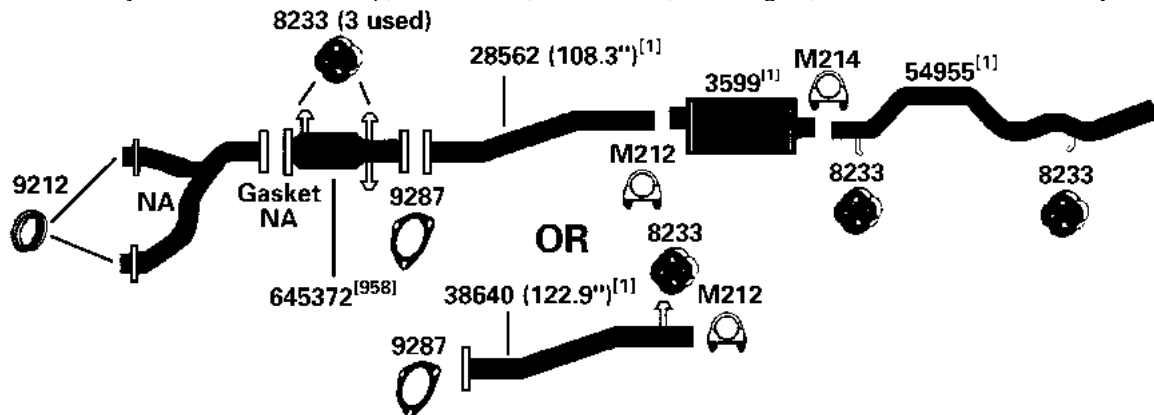
DIRECT FIT MSL/MAXIMUM Muffler... 700182, UNIVERSAL FIT MSL/MAXIMUM Muffler... 709014, 709992

98-99

6 Cyl.

Hombre Pickup, 108.3" W.B., 122.9" W.B., 4.3L Engine; 4 W.D.

(100123)



DIRECT FIT MSL/MAXIMUM Muffler... 700020, Silentone DIY Muffler... 5561

NA-Not Available. NR-Not Required. FL-Remove and Re-Use Old Flange. ● Golden Warehouse. O.E.-Original Equipment.

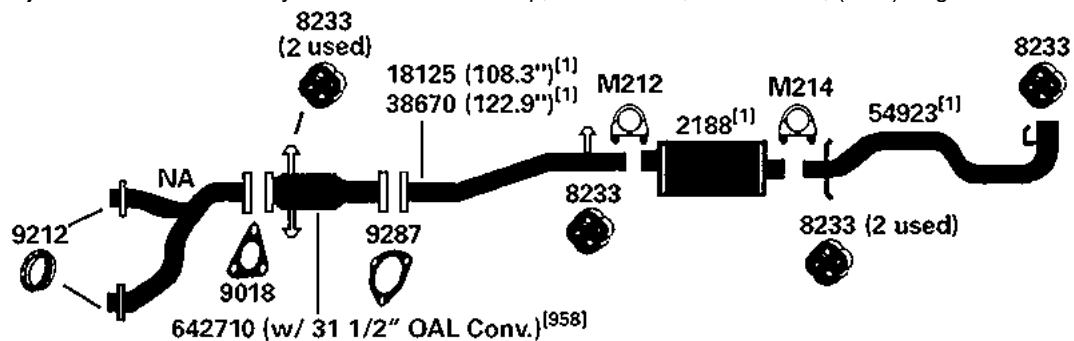
Airtube Kit [4948] may be required to complete installation. EFI-Electronic Fuel Injection.

[1] OE system was a welded assembly. It is recommended that all parts noted [1] should be replaced.

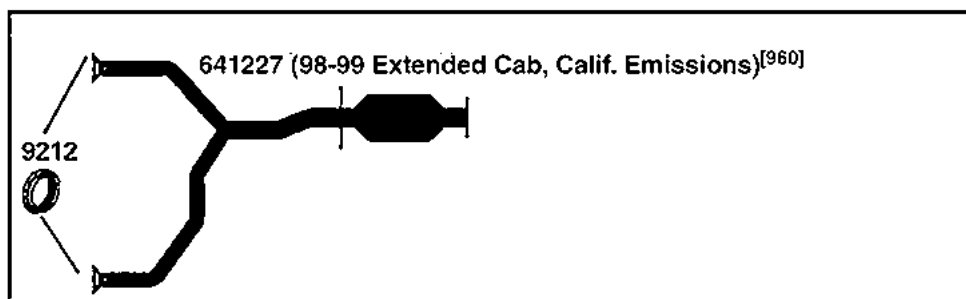
[958] Federal & California Emissions. Not For Sale or Use on vehicles licensed in the state of CA & NY (NY vehicles with CA Emissions). Check with your state authority for details.

ISUZU HOMBRE

(100122) 98-99 6 Cyl. Hombre Pickup, 108.3" W.B., 122.9" W.B., (4.3L) Engine 2. W.D.

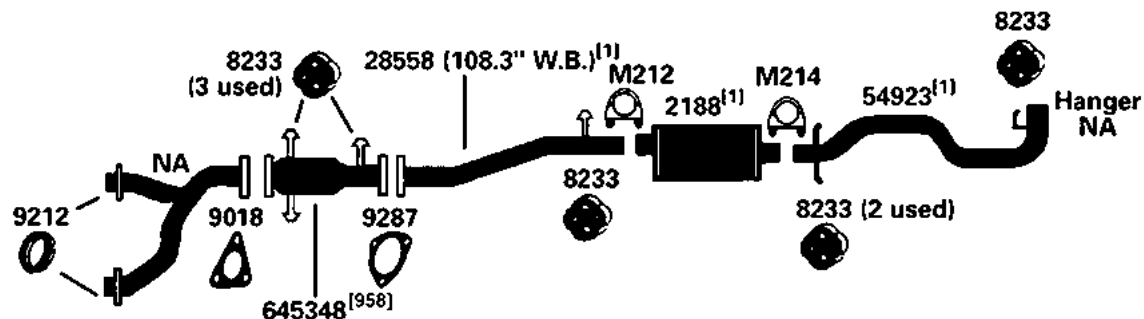


OR



DIRECT FIT MSL/MAXIMUM Muffler... 700376

(102631) 1997 6 Cyl. Hombre, 108.3" W.B., 4.3L Engine; 2 W.D.



DIRECT FIT MSL/MAXIMUM Muffler... 700376

NA-Not Available. NR-Not Required. FL-Remove and Re-Use Old Flange. ● Golden Warehouse. O.E.-Original Equipment.

Airtube Kit [4948] may be required to complete installation. EFI-Electronic Fuel Injection.

[1] OE system was a welded assembly. It is recommended that all parts noted [1] should be replaced.

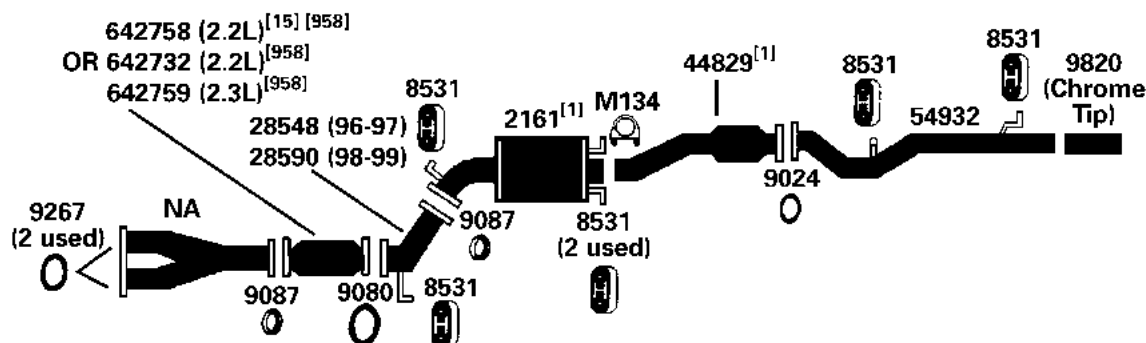
[958] Federal & California Emissions. Not For Sale or Use on vehicles licensed in the state of CA & NY (NY vehicles with CA Emissions). Check with your state authority for details.

[960] California Emissions. Not For Sale or Use on vehicles licensed in the state of CA & NY. Check with your state authority.

ISUZU OASIS

98-99	4 Cyl.	Oasis; 2.3L Engine
96-97	4 Cyl.	Oasis; 2.2L Engine

(35075)

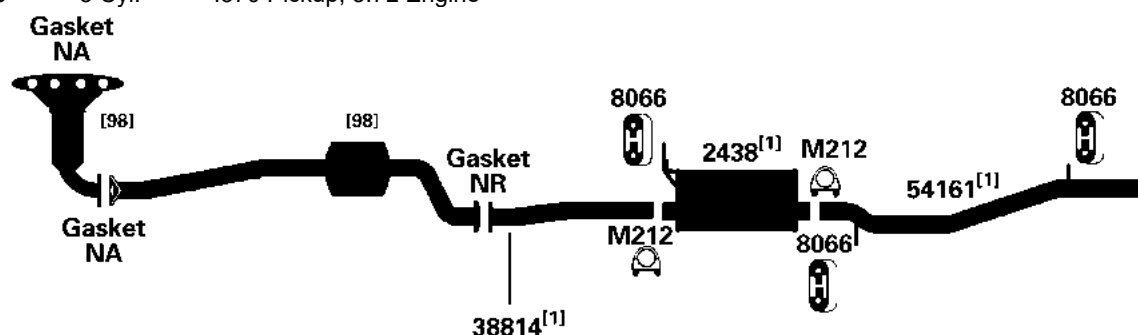


DIRECT FIT MSL/MAXIMUM Muffler... 700340

ISUZU PICKUP

07-08	4 Cyl.	I290 Pickup; 2.9L Engine
07-08	5 Cyl.	I370 Pickup; 3.7L Engine

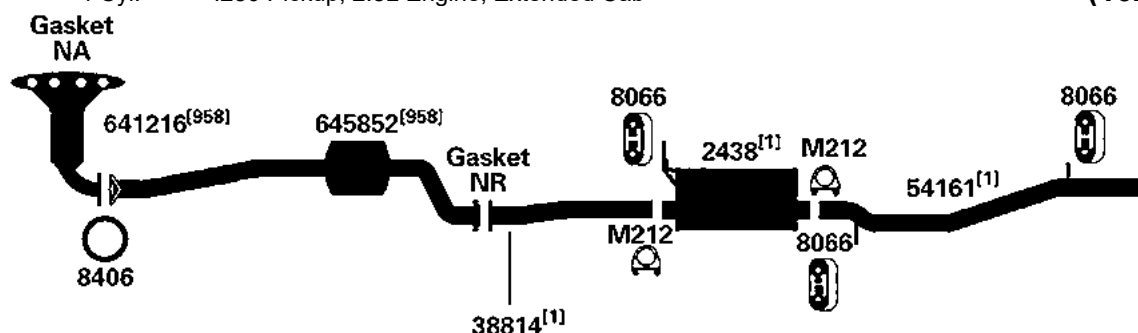
(102048)



DIRECT FIT MSL/MAXIMUM Muffler... 700420

2006	4 Cyl.	I280 Pickup; 2.8L Engine; Extended Cab
------	--------	--

(102687)



DIRECT FIT MSL/MAXIMUM Muffler... 700420

NA-Not Available. NR-Not Required. FL-Remove and Re-Use Old Flange. ● Golden Warehouse. O.E.-Original Equipment.

Airtube Kit [4948] may be required to complete installation. EFI-Electronic Fuel Injection.

[1] OE system was a welded assembly. It is recommended that all parts noted [1] should be replaced.

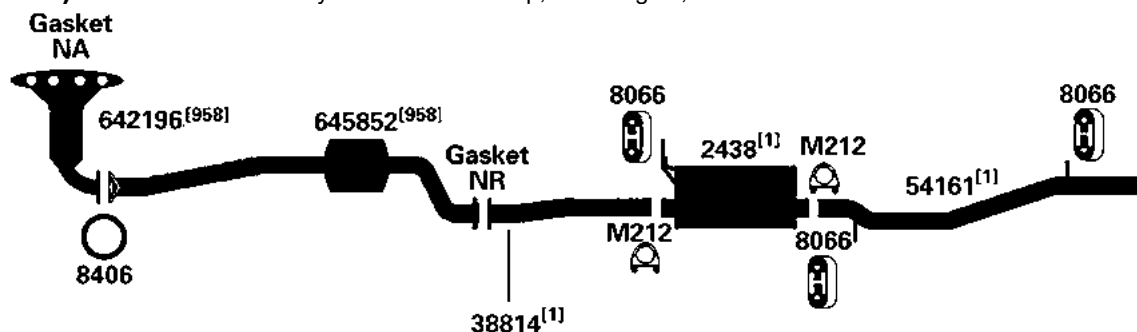
[15] Discontinued, use until inventory is depleted.

[98] Refer to current Catalytic Converter catalog or Website catalog for availability.

[958] Federal & California Emissions. Not For Sale or Use on vehicles licensed in the state of CA & NY (NY vehicles with CA Emissions). Check with your state authority for details.

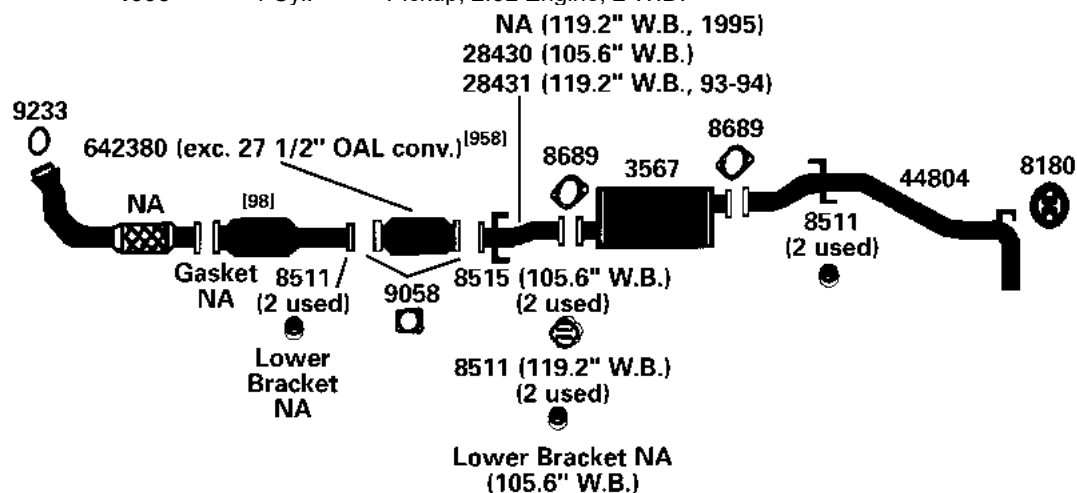
ISUZU PICKUP

(101886) 2006 5 Cyl. I350 Pickup; 3.5L Engine; Crew Cab



DIRECT FIT MSL/MAXIMUM Muffler... 700420

(30028) 1995 4 Cyl. Pickup; 2.3L Engine
1995 4 Cyl. Pickup; 2.6L Engine; 2 W.D.



DIRECT FIT MSL/MAXIMUM Muffler... 700288, UNIVERSAL FIT MSL/MAXIMUM Muffler... 6571, 709993, 709994

NA-Not Available. NR-Not Required. FL-Remove and Re-Use Old Flange. ● Golden Warehouse. O.E.-Original Equipment.

Airtube Kit [4948] may be required to complete installation. EFI-Electronic Fuel Injection.

[1] OE system was a welded assembly. It is recommended that all parts noted [1] should be replaced.

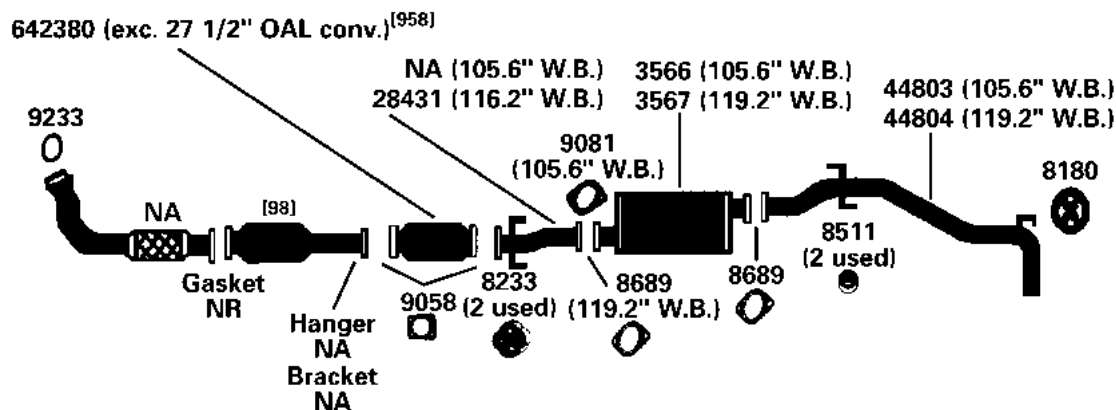
[98] Refer to current Catalytic Converter catalog or Website catalog for availability.

[958] Federal & California Emissions. Not For Sale or Use on vehicles licensed in the state of CA & NY (NY vehicles with CA Emissions). Check with your state authority for details.

ISUZU PICKUP

1995 4 Cyl. Pickup; 2.6L Engine; 4 W.D.

(30026)

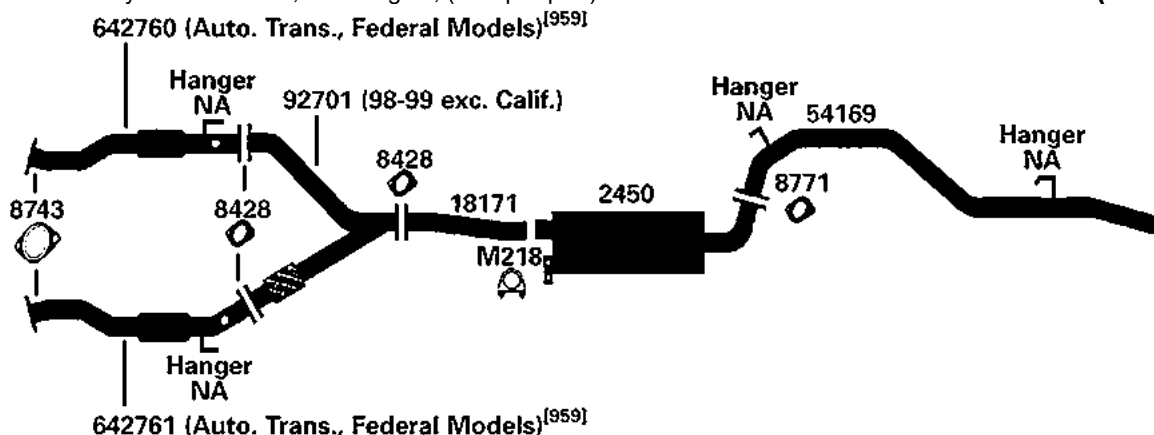


DIRECT FIT MSL/MAXIMUM Muffler... 119.2" W.B.- 700288, UNIVERSAL FIT MSL/MAXIMUM Muffler... 119.2" W.B.- 6571, 709993, 709994

ISUZU RODEO

98-04 6 Cyl. Rodeo; 3.2L Engine; (except Sport)

(100625)



DIRECT FIT MSL/MAXIMUM Muffler... 700426

NA-Not Available. NR-Not Required. FL-Remove and Re-Use Old Flange. ● Golden Warehouse. O.E.-Original Equipment.
Airtube Kit [4948] may be required to complete installation. EFI-Electronic Fuel Injection.

[1] OE system was a welded assembly. It is recommended that all parts noted [1] should be replaced.

[98] Refer to current Catalytic Converter catalog or Website catalog for availability.

[958] Federal & California Emissions. Not For Sale or Use on vehicles licensed in the state of CA & NY (NY vehicles with CA Emissions). Check with your state authority for details.

[959] Federal Emissions. Not For Sale or Use on vehicles licensed in the state of CA. Check with your state authority.

ISUZU RODEO

(HD159) 01-03 6 Cyl. Rodeo Sport, 3.2L Engine

HD18246

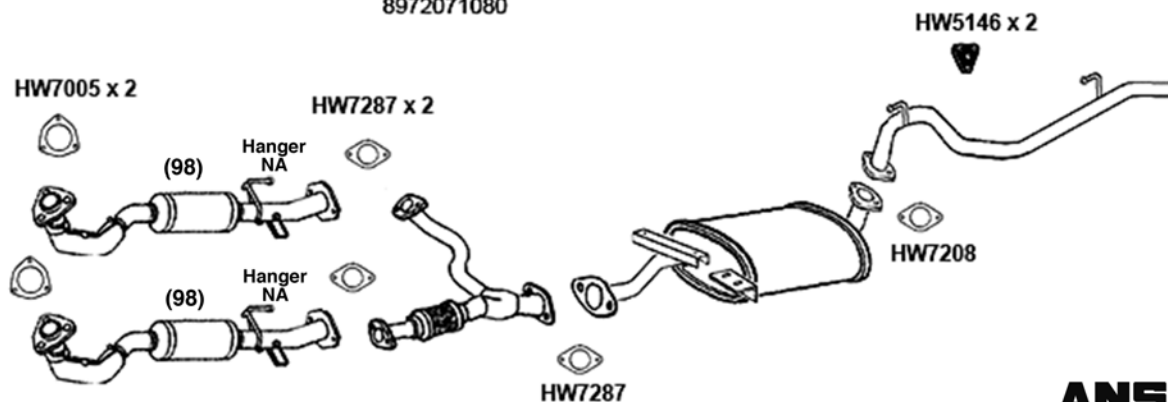
8972079710

8972071080

IS 4115

8972079721

N.A.



(IS155) 98-02 4 Cyl. Rodeo, 2.2L Engine

643036⁽⁹⁵⁹⁾

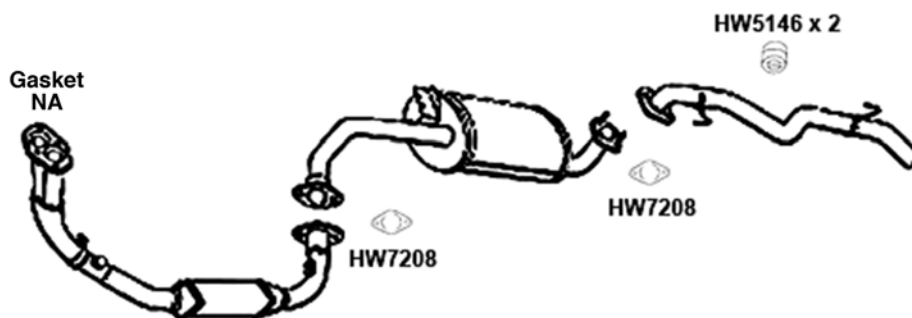
(98-00 Fed.)

IS 3607

8-971407013

IS 3608

8-971407061



ANSA

NA-Not Available. NR-Not Required. FL-Remove and Re-Use Old Flange. ● Golden Warehouse. O.E.-Original Equipment.

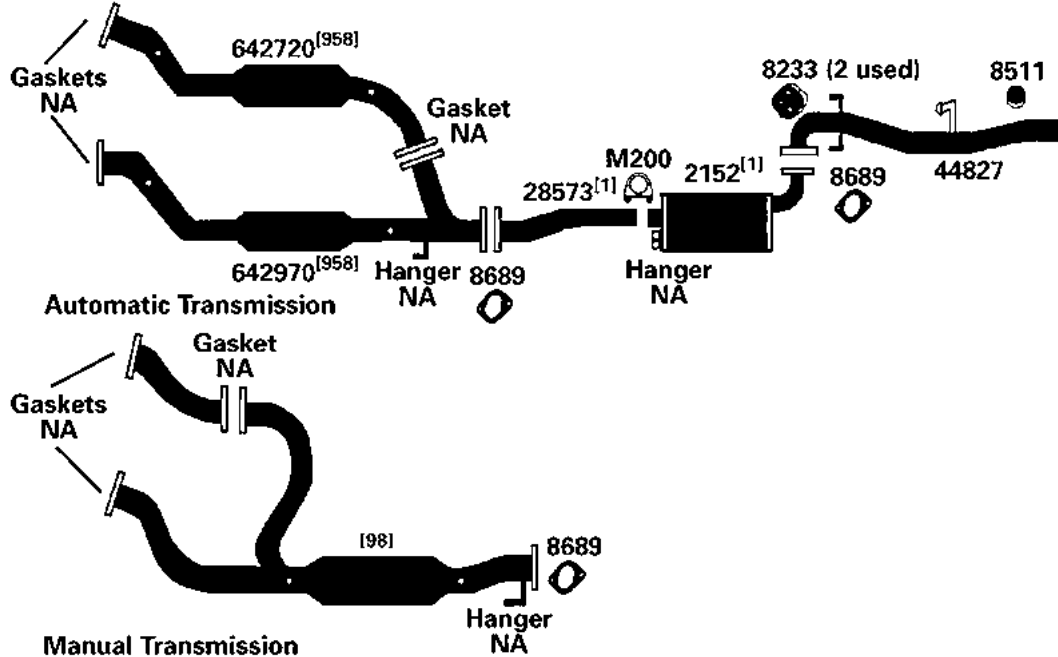
Airtube Kit [4948] may be required to complete installation. EFI-Electronic Fuel Injection.

[98] Refer to current Catalytic Converter catalog or Website catalog for availability.

[959] Federal Emissions. Not For Sale or Use on vehicles licensed in the state of CA. Check with your state authority.

96-97 6 Cyl. Rodeo 3.2L, Manual and Automatic Transmission

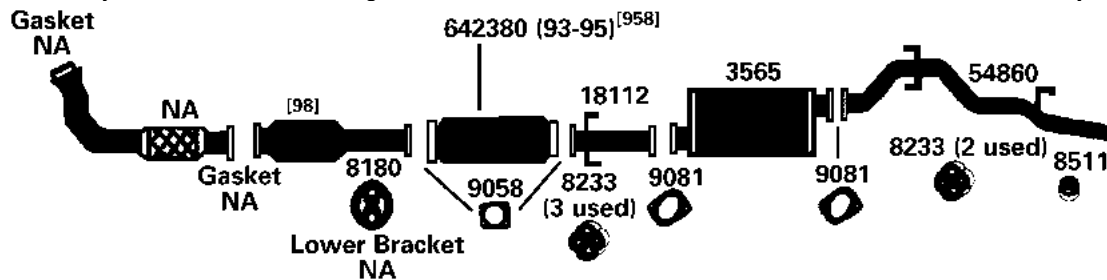
(34805)



DIRECT FIT MSL/MAXIMUM Muffler... 700248

95-97 4 Cyl. Rodeo; 2.6L Engine

(34802)



DIRECT FIT MSL/MAXIMUM Muffler... 700170, UNIVERSAL FIT MSL/MAXIMUM Muffler... 709993

NA-Not Available. NR-Not Required. FL-Remove and Re-Use Old Flange. ● Golden Warehouse. O.E.-Original Equipment.

Airtube Kit [4948] may be required to complete installation. EFI-Electronic Fuel Injection.

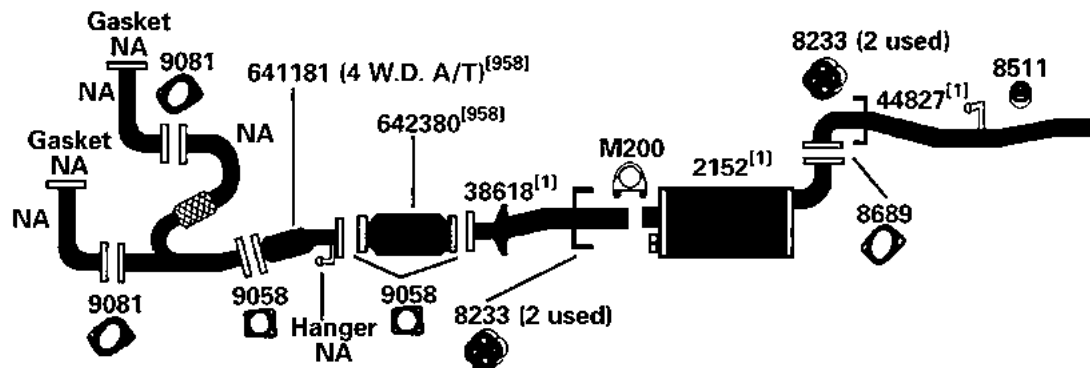
[1] OE system was a welded assembly. It is recommended that all parts noted [1] should be replaced.

[98] Refer to current Catalytic Converter catalog or Website catalog for availability.

[958] Federal & California Emissions. Not For Sale or Use on vehicles licensed in the state of CA & NY (NY vehicles with CA Emissions). Check with your state authority for details.

ISUZU RODEO

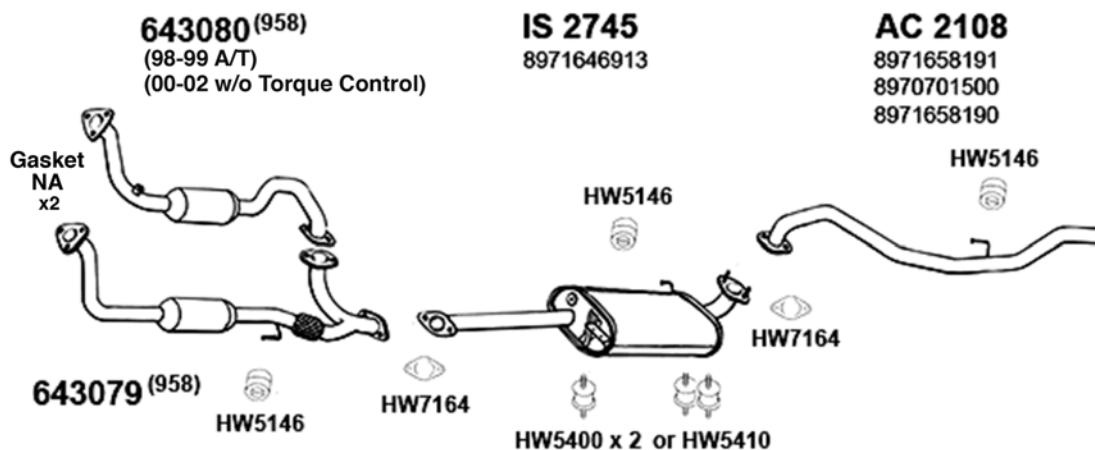
(34804) 1995 6 Cyl. Rodeo, 3.2L



DIRECT FIT MSL/MAXIMUM Muffler... 700248

ISUZU TROOPER, TROOPER II

(IS159) 98-02 6 Cyl. Trooper, 3.5L Engine



ANSA

NA-Not Available. NR-Not Required. FL-Remove and Re-Use Old Flange. ● Golden Warehouse. O.E.-Original Equipment.

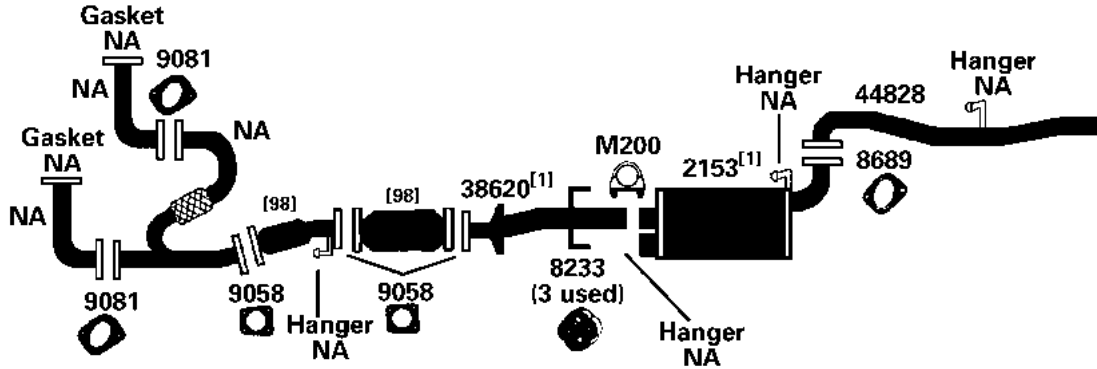
Airtube Kit [4948] may be required to complete installation. EFI-Electronic Fuel Injection.

[1] OE system was a welded assembly. It is recommended that all parts noted [1] should be replaced.

[958] Federal & California Emissions. Not For Sale or Use on vehicles licensed in the state of CA & NY (NY vehicles with CA Emissions). Check with your state authority for details.

1995 6 Cyl. Trooper, 4-Door; 3.2L Engine, All Models (from 11/94)
 1995 6 Cyl. Trooper, 4-Door; 3.2L Engine, Calif. (up to 10/94)

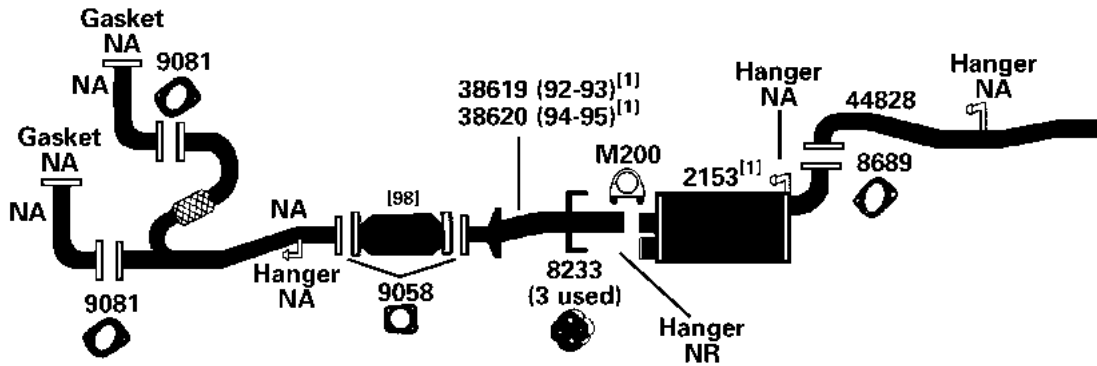
(31207)



DIRECT FIT MSL/MAXIMUM Muffler... 700249

1995 6 Cyl. Trooper, 4-Door; 3.2L Engine, except Calif. (up to 10/94)

(31206)



DIRECT FIT MSL/MAXIMUM Muffler... 700249

NA-Not Available. NR-Not Required. FL-Remove and Re-Use Old Flange. ● Golden Warehouse. O.E.-Original Equipment.
 # Airtube Kit [4948] may be required to complete installation. EFI-Electronic Fuel Injection.

^[1] OE system was a welded assembly. It is recommended that all parts noted ^[1] should be replaced. ^[98] Refer to current Catalytic Converter catalog or Website catalog for availability.

JAGUAR S-TYPE

00-02

6 Cyl.

S-Type, 3.0L Engine

Exploded view diagram of the JR 5517 XR815377 engine assembly, showing the intake manifold, gaskets, and various hardware (HW4259, HW4254, NA) and fasteners (642230, 642230(958)).

ANSA®

642230 (958)

02-08

6 Cyl.

X-Type, 2.5 & 3.0L Engines

JR5305
C2S45119

JR5307
C2S43950

641419⁽⁹⁵⁸⁾
(2002-2003)

641418⁽⁹⁵⁸⁾
(2002-2003)

JR5301
C2S9550

JR5317
C2S43951

Hanger NA

HW4259 x 2

Hanger NA

HW4259

Gasket NA

Gasket NA

HW410415

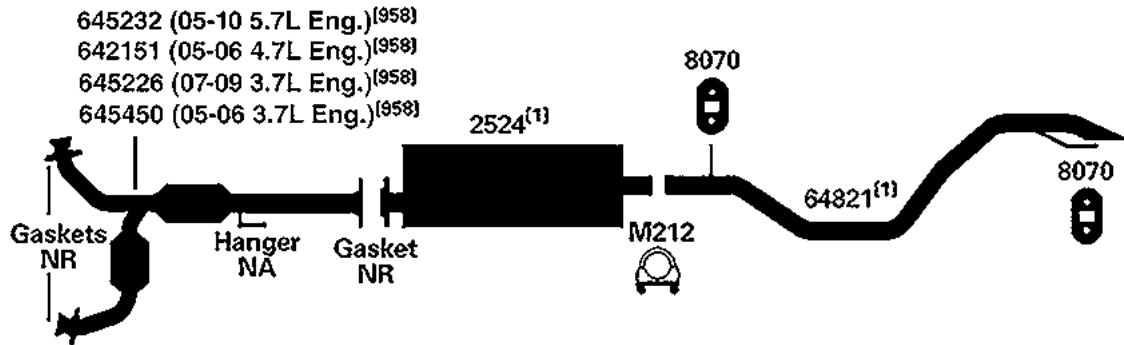
ANE

ANSA®

Airtube Kit [4948] may be required to complete installation. EFI-Electronic Fuel Injection.

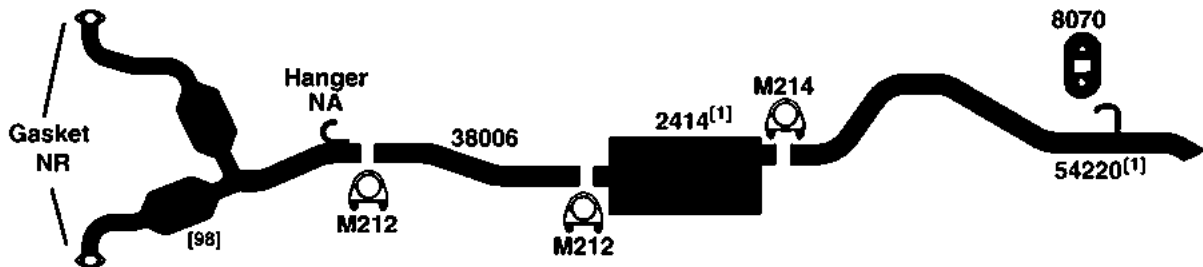
[958] Federal & California Emissions. Not For Sale or Use on vehicles licensed in the state of CA & NY (NY vehicles with CA Emissions). Check with your state authority for details.

- 05-10** 6 Cyl. Grand Cherokee, 3.7L Engine (101958)
05-10 8 Cyl. Grand Cherokee, 5.7L Engine
05-10 8 Cyl. Grand Cherokee, 4.7L Engine

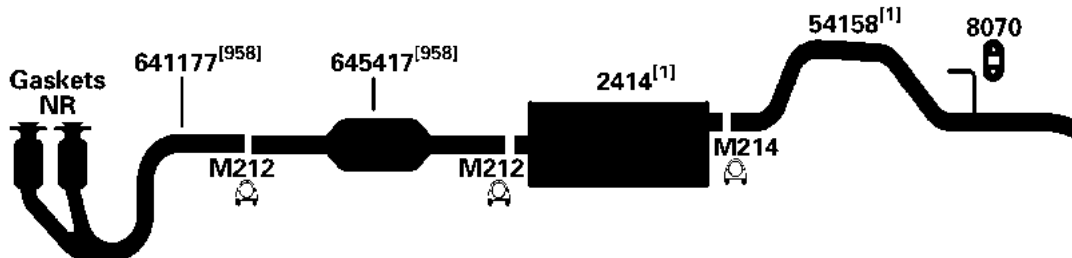


DIRECT FIT MSL/MAXIMUM Muffler... 700466

- 03-04** 8 Cyl. Grand Cherokee, 4.7L (285) Engine; 2 W.D., 4 W.D., (After 5-2-03) (102591)



- 02-04** 6 Cyl. Grand Cherokee, 4.0L (242) Engine; 2 W.D., 4 W.D. (100477)



DIRECT FIT MSL/MAXIMUM Muffler... 700414

NA-Not Available. NR-Not Required. FL-Remove and Re-Use Old Flange. ● Golden Warehouse. O.E.-Original Equipment.

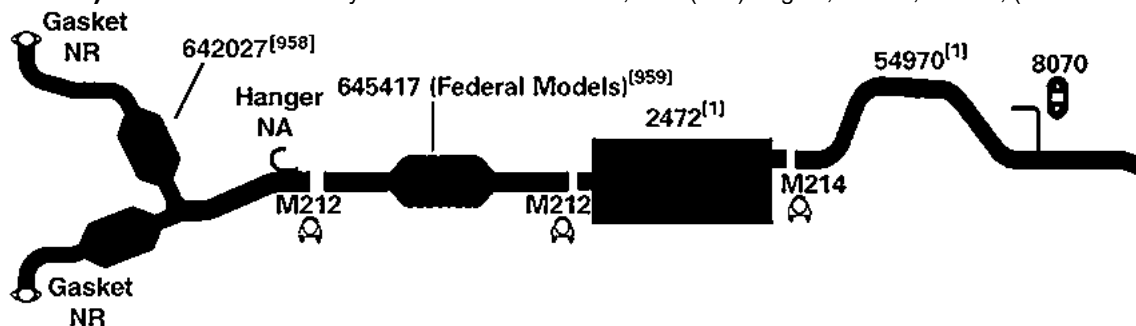
Airtube Kit [4948] may be required to complete installation. EFI-Electronic Fuel Injection.

[1] OE system was a welded assembly. It is recommended that all parts noted [1] should be replaced.

[958] Federal & California Emissions. Not For Sale or Use on vehicles licensed in the state of CA & NY (NY vehicles with CA Emissions). Check with your state authority for details.

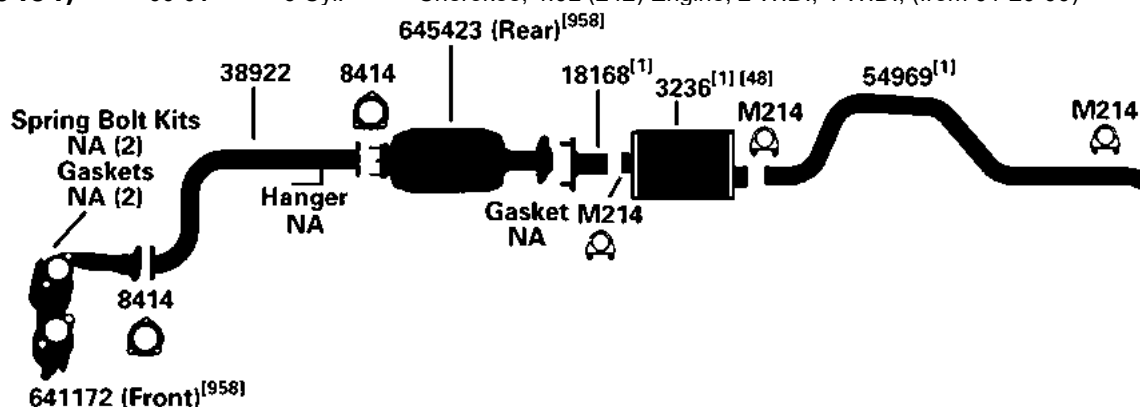
JEEP CHEROKEE, WAGONEER, SERIES 10

(100722) 02-03 8 Cyl. Grand Cherokee, 4.7L (285) Engine; 2 W.D., 4 W.D., (Before 5-2-03)



DIRECT FIT MSL/MAXIMUM Muffler... 700459

(100454) 00-01 6 Cyl. Cherokee, 4.0L (242) Engine; 2 W.D., 4 W.D.; (from 01-20-00)



DIRECT FIT MSL/MAXIMUM Muffler... 700045, UNIVERSAL FIT MSL/MAXIMUM Muffler... 6541, 709992, Silentone DIY Muffler... 5543

NA-Not Available. NR-Not Required. FL-Remove and Re-Use Old Flange. ● Golden Warehouse. O.E.-Original Equipment.

Airtube Kit [4948] may be required to complete installation. EFI-Electronic Fuel Injection.

[1] OE system was a welded assembly. It is recommended that all parts noted [1] should be replaced.

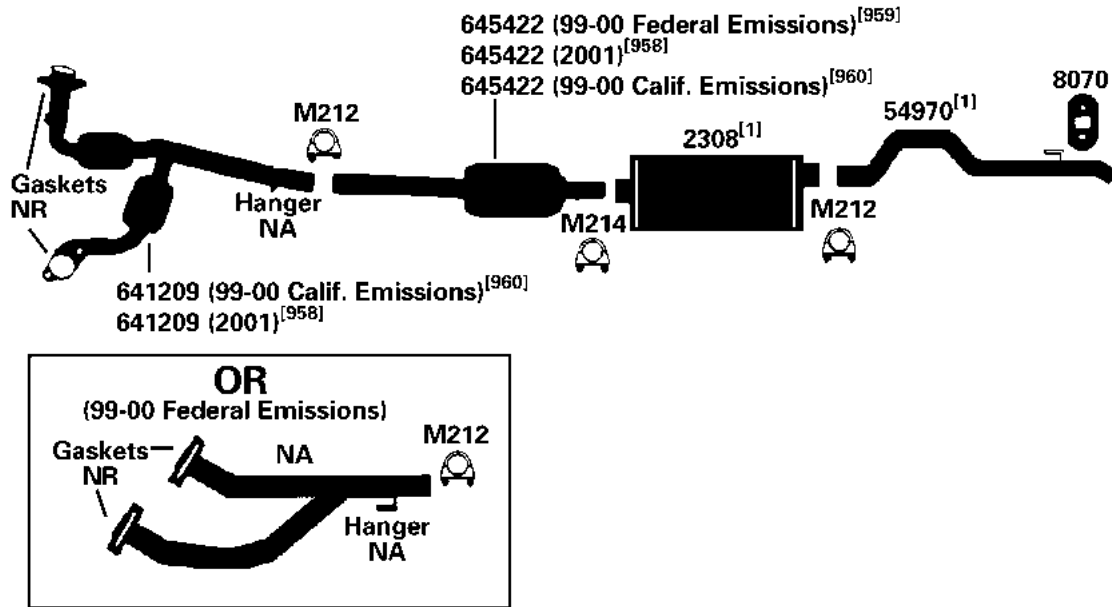
[48] Use end with center nipple as inlet.

[958] Federal & California Emissions. Not For Sale or Use on vehicles licensed in the state of CA & NY (NY vehicles with CA Emissions). Check with your state authority for details.

[959] Federal Emissions. Not For Sale or Use on vehicles licensed in the state of CA. Check with your state authority.

99-01 8 Cyl. Grand Cherokee, 4.7L Engine; 2 W.D., 4 W.D.

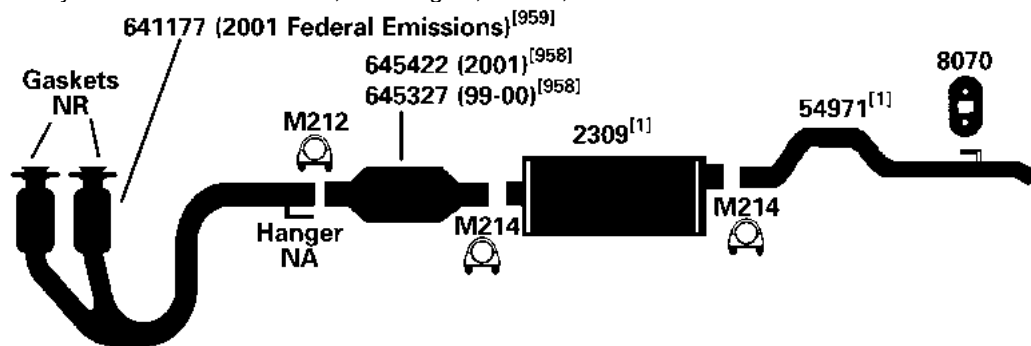
(100378)



DIRECT FIT MSL/MAXIMUM Muffler... 700364

99-01 6 Cyl. Grand Cherokee, 4.0L Engine; 2 W.D., 4 W.D.

(100377)



DIRECT FIT MSL/MAXIMUM Muffler... 700362

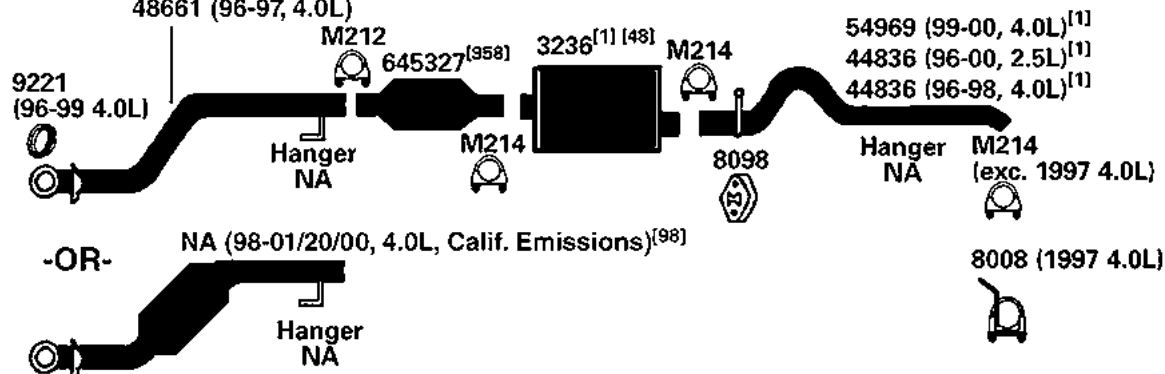
NA-Not Available. NR-Not Required. FL-Remove and Re-Use Old Flange. ● Golden Warehouse. O.E.-Original Equipment.
Airtube Kit [4948] may be required to complete installation. EFI-Electronic Fuel Injection.

[1] OE system was a welded assembly. It is recommended that all parts noted [1] should be replaced.
[958] Federal & California Emissions. Not For Sale or Use on vehicles licensed in the state of CA & NY (NY vehicles with CA Emissions). Check with your state authority for details.

[959] Federal Emissions. Not For Sale or Use on vehicles licensed in the state of CA. Check with your state authority.
[960] California Emissions. Not For Sale or Use on vehicles licensed in the state of CA & NY. Check with your state authority.

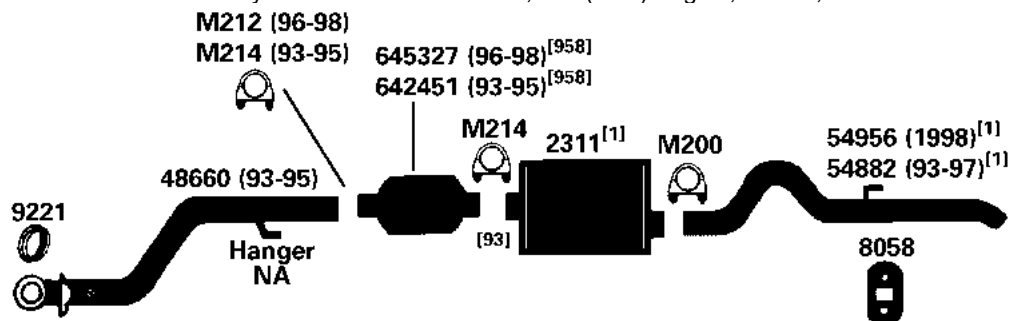
JEEP CHEROKEE, WAGONEER, SERIES 10

- (6129)** 96-00 4 Cyl. Cherokee, 2.5L (150) Engine; 2 W.D., 4 W.D.
 96-00 6 Cyl. Cherokee, 4.0L (242) Engine; 2 W.D., 4 W.D.; (through 01-20-00)
 48661 (98-01/20/00, 4.0L, Fed. Emissions)
 48661 (96-97, 4.0L)



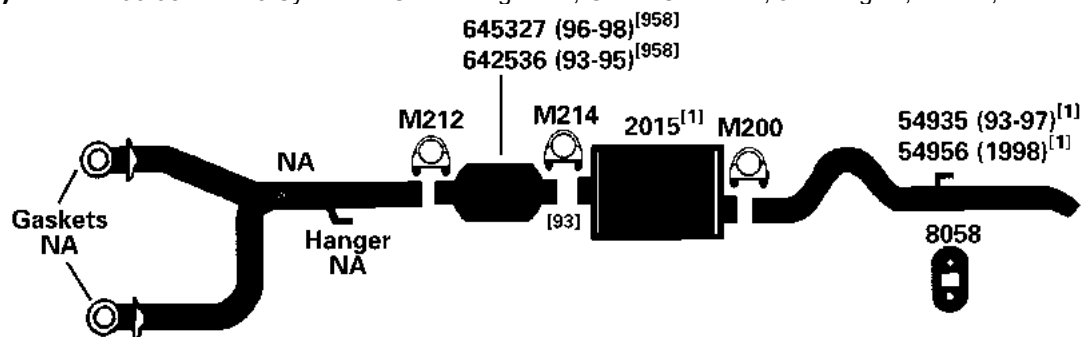
DIRECT FIT MSL/MAXIMUM Muffler... 700045, UNIVERSAL FIT MSL/MAXIMUM Muffler... 6541, 709992, Silentone DIY Muffler... 5543

- (6127)** 95-98 6 Cyl. Grand Cherokee, 242 (4.0L) Engine; 2 W.D., 4 W.D.



DIRECT FIT MSL/MAXIMUM Muffler... 700206

- (6126)** 95-98 8 Cyl. Grand Wagoneer, Grand Cherokee, 5.2L Engine; 2 W.D., 4 W.D.



DIRECT FIT MSL/MAXIMUM Muffler... 700153, UNIVERSAL FIT MSL/MAXIMUM Muffler... 709992

NA-Not Available. NR-Not Required. FL-Remove and Re-Use Old Flange. ● Golden Warehouse. O.E.-Original Equipment.

Airtube Kit [4948] may be required to complete installation. EFI-Electronic Fuel Injection.

[1] OE system was a welded assembly. It is recommended that all parts noted [1] should be replaced.

[48] Use end with center nipple as inlet.

[93] Locating clip must be knocked off OEM converter for proper installation.

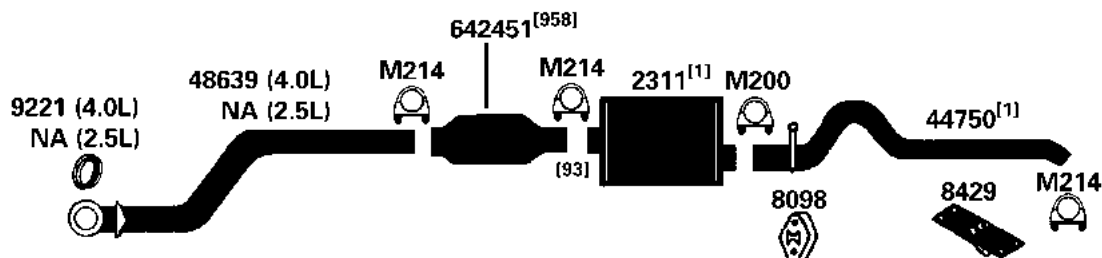
[98] Refer to current Catalytic Converter catalog or Website catalog for availability.

[958] Federal & California Emissions. Not For Sale or Use on vehicles licensed in the state of CA & NY (NY vehicles with CA Emissions). Check with your state authority for details.

JEEP CHEROKEE, WAGONEER, SERIES 10

1995 4 Cyl. Cherokee, 150 (2.5L) Engine; 2 W.D., 4 W.D.
1995 6 Cyl. Cherokee, 242 (4.0L) Engine; 2 W.D., 4 W.D.

(6128)

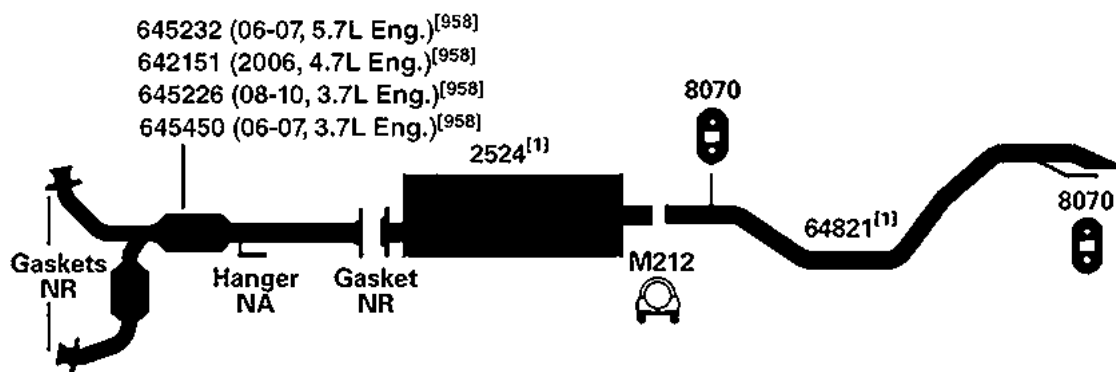


DIRECT FIT MSL/MAXIMUM Muffler... 700206

JEEP COMMANDER

06-10 6 Cyl. Commander, 3.7L Engine
06-07 8 Cyl. Commander, 4.7L and 5.7L Engines

(101957)



DIRECT FIT MSL/MAXIMUM Muffler... 700466

NA-Not Available. NR-Not Required. FL-Remove and Re-Use Old Flange. ● Golden Warehouse. O.E.-Original Equipment.

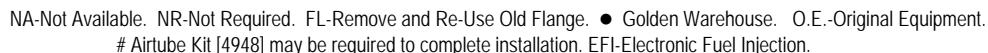
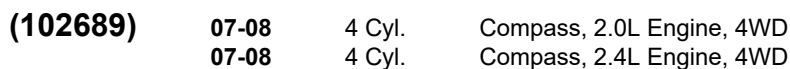
Airtube Kit [4948] may be required to complete installation. EFI-Electronic Fuel Injection.

[1] OE system was a welded assembly. It is recommended that all parts noted [1] should be replaced.

[93] Locating clip must be knocked off OEM converter for proper installation.

[958] Federal & California Emissions. Not For Sale or Use on vehicles licensed in the state of CA & NY (NY vehicles with CA Emissions). Check with your state authority for details.

(102628)	07-11	4 Cyl.	Compass, 2.0L Engine, FWD
	07-11	4 Cyl.	Compass, 2.4L Engine, FWD

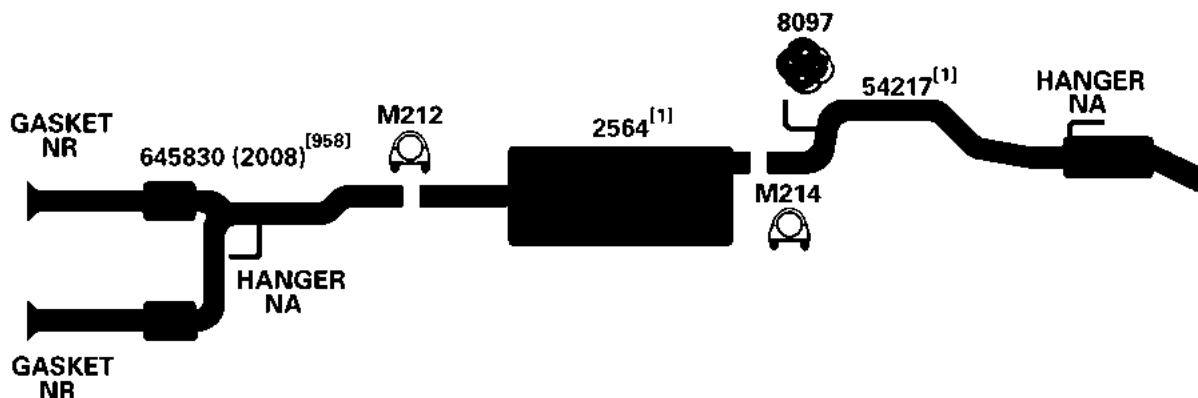


[1] OE system was a welded assembly. It is recommended that all parts noted [1] should be replaced. [979] O.E. Muffler Has Polished Spout. Replacement Muffler Does Not.

[958] Federal & California Emissions. Not For Sale or Use on vehicles licensed in the state of CA & NY (NY vehicles with CA Emissions). Check with your state authority for details.

08-12 6 Cyl. Liberty, 3.7L Engine

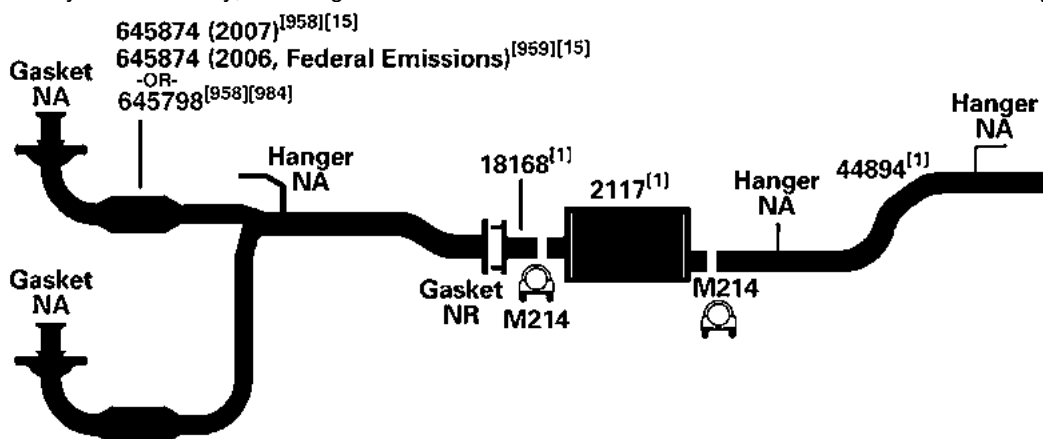
(102069)



DIRECT FIT MSL/MAXIMUM Muffler... 700479

06-07 6 Cyl. Liberty, 3.7L Engine

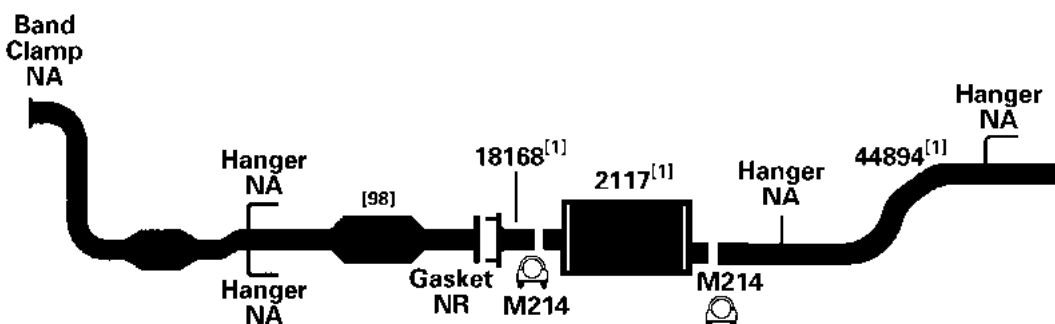
(100695)



DIRECT FIT MSL/MAXIMUM Muffler... 700234

05-06 4 Cyl. Liberty, 2.8L Turbo Diesel Engine

(100696)



DIRECT FIT MSL/MAXIMUM Muffler... 700234

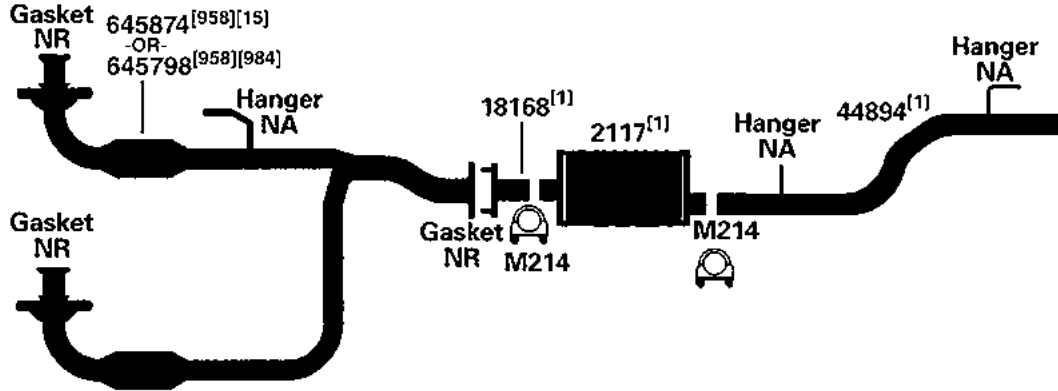
NA-Not Available. NR-Not Required. FL-Remove and Re-Use Old Flange. ● Golden Warehouse. O.E.-Original Equipment.
Airtube Kit [4948] may be required to complete installation. EFI-Electronic Fuel Injection.

- [1] OE system was a welded assembly. It is recommended that all parts noted [1] should be replaced.
- [15] Discontinued, use until inventory is depleted.
- [98] Refer to current Catalytic Converter catalog or Website catalog for availability.

- [958] Federal & California Emissions. Not For Sale or Use on vehicles licensed in the state of CA & NY (NY vehicles with CA Emissions). Check with your state authority for details.
- [959] Federal Emissions. Not For Sale or Use on vehicles licensed in the state of CA. Check with your state authority.
- [984] Aftermarket is a 2 Piece Design.

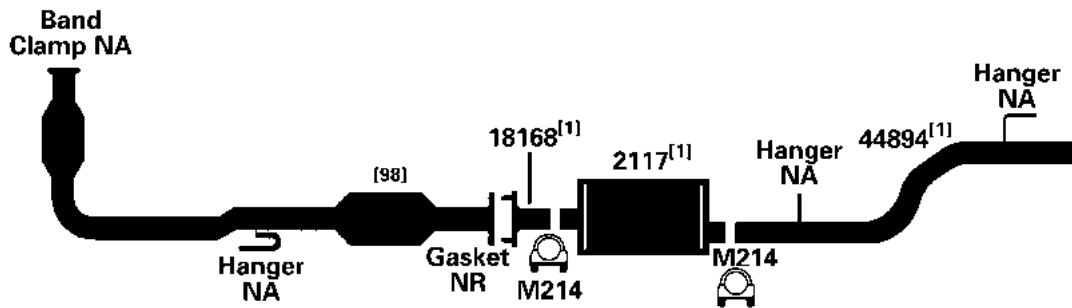
JEEP LIBERTY

(100697) 2005 6 Cyl. Liberty, 3.7L Engine



DIRECT FIT MSL/MAXIMUM Muffler... 700234
DIRECT FIT MSL/MAXIMUM Muffler... 700234

(100698) 02-05 4 Cyl. Liberty, 2.4L Engine



DIRECT FIT MSL/MAXIMUM Muffler... 700234

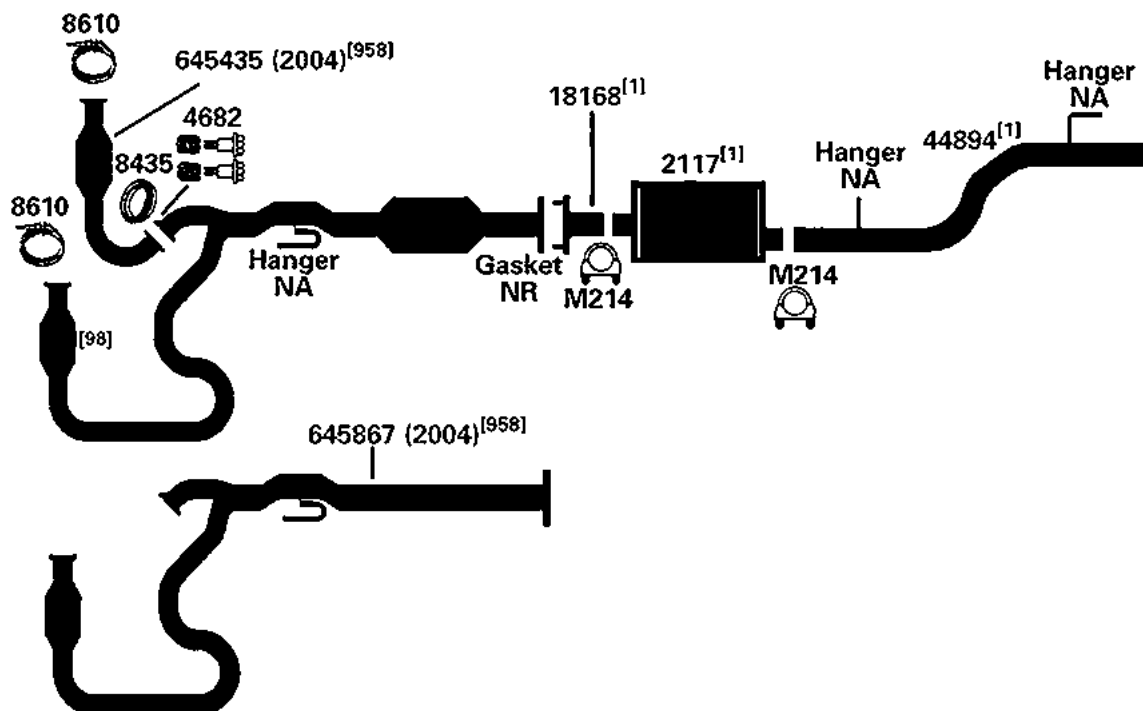
NA-Not Available. NR-Not Required. FL-Remove and Re-Use Old Flange. ● Golden Warehouse. O.E.-Original Equipment.
Airtube Kit [4948] may be required to complete installation. EFI-Electronic Fuel Injection.

- [1] OE system was a welded assembly. It is recommended that all parts noted [1] should be replaced.
[15] Discontinued, use until inventory is depleted.
[98] Refer to current Catalytic Converter catalog or Website catalog for availability.

- [958] Federal & California Emissions. Not For Sale or Use on vehicles licensed in the state of CA & NY (NY vehicles with CA Emissions). Check with your state authority for details.
[984] Aftermarket is a 2 Piece Design.

03-04 6 Cyl. Liberty, 3.7L Engine; (from 02-14-03 production)

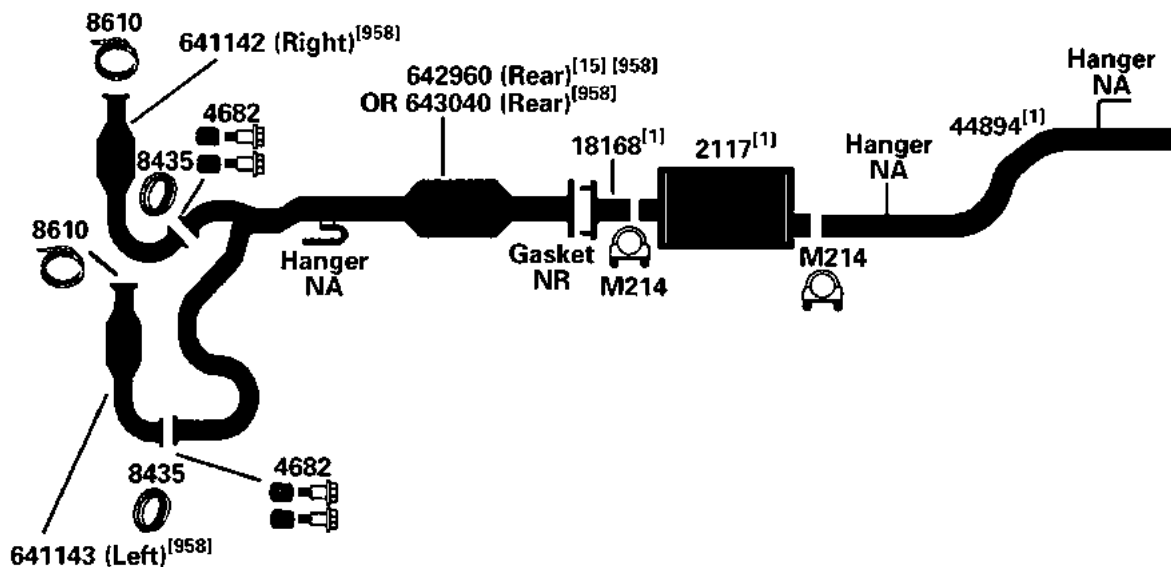
(100699)



DIRECT FIT MSL/MAXIMUM Muffler... 700234
DIRECT FIT MSL/MAXIMUM Muffler... 700234

02-03 6 Cyl. Liberty, 3.7L Engine; (up to 02-14-03 production)

(100700)



DIRECT FIT MSL/MAXIMUM Muffler... 700234

NA-Not Available. NR-Not Required. FL-Remove and Re-Use Old Flange. ● Golden Warehouse. O.E.-Original Equipment.
Airtube Kit [4948] may be required to complete installation. EFI-Electronic Fuel Injection.

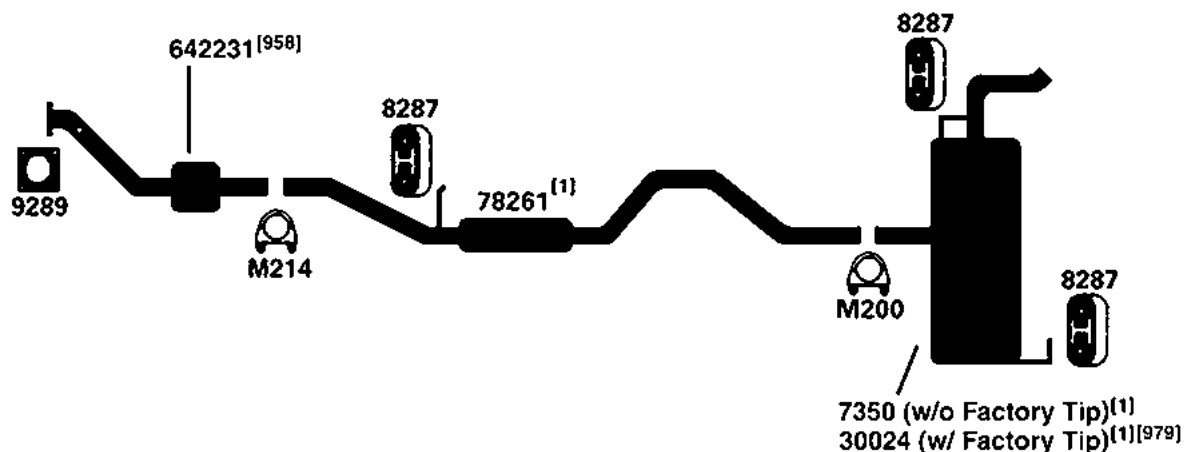
[1] OE system was a welded assembly. It is recommended that all parts noted [1] should be replaced.

[15] Discontinued, use until inventory is depleted.

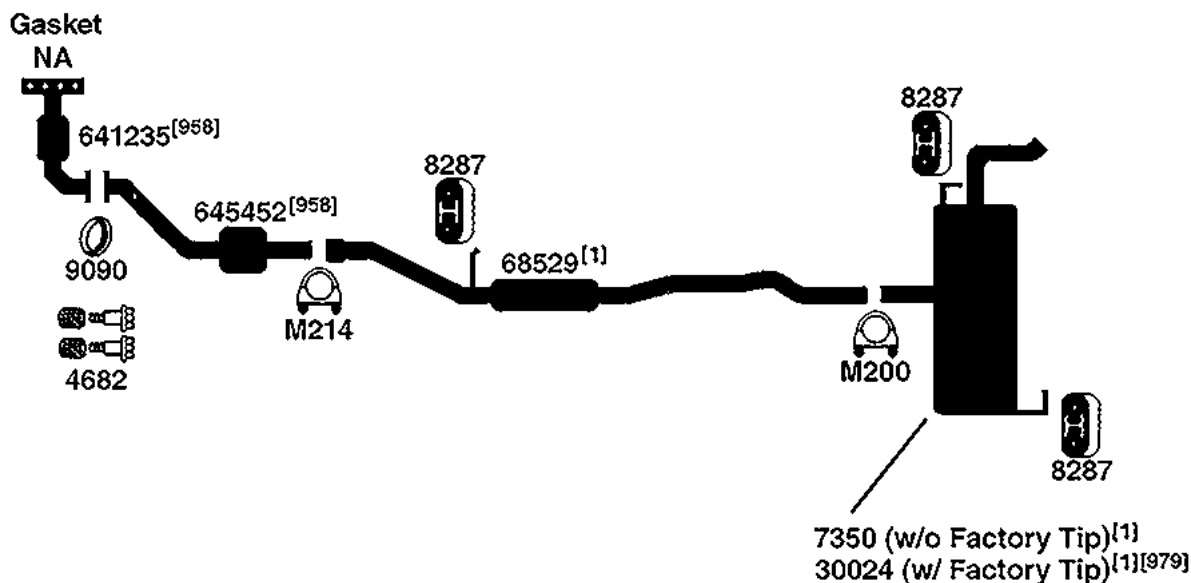
[98] Refer to current Catalytic Converter catalog or Website catalog for availability.
[958] Federal & California Emissions. Not For Sale or Use on vehicles licensed in the state of CA & NY (NY vehicles with CA Emissions). Check with your state authority for details.

JEEP PATRIOT

(102628) 07-11 4 Cyl. Patriot, 2.0L Engine, FWD
07-11 4 Cyl. Patriot, 2.4L Engine, FWD



(102689) 07-08 4 Cyl. Patriot, 2.0L Engine, 4WD
07-08 4 Cyl. Patriot, 2.4L Engine, 4WD



NA-Not Available. NR-Not Required. FL-Remove and Re-Use Old Flange. ● Golden Warehouse. O.E.-Original Equipment.

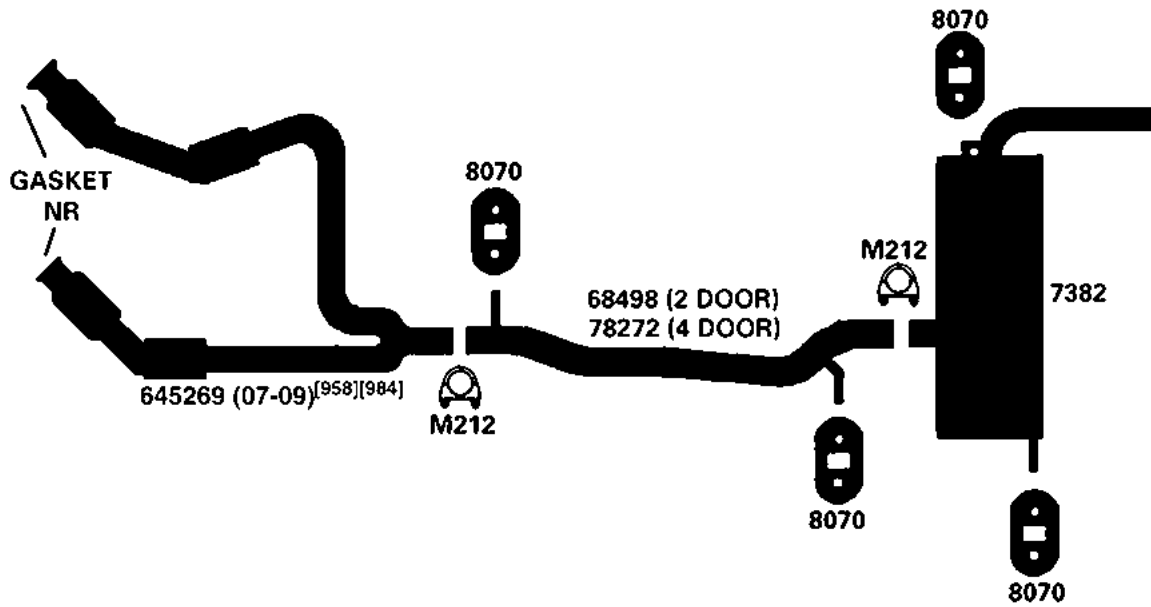
Airtube Kit [4948] may be required to complete installation. EFI-Electronic Fuel Injection.

[1] OE system was a welded assembly. It is recommended that all parts noted [1] should be replaced. [979] O.E. Muffler Has Polished Spout. Replacement Muffler Does Not.

[958] Federal & California Emissions. Not For Sale or Use on vehicles licensed in the state of CA & NY (NY vehicles with CA Emissions). Check with your state authority for details.

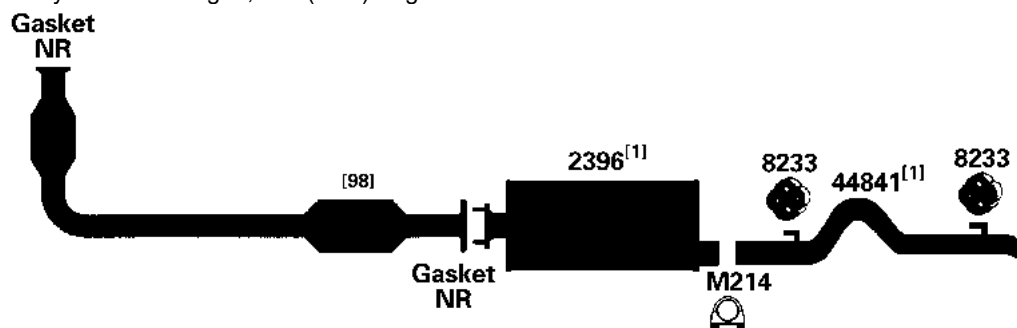
07-11 6 Cyl. Wrangler, 231(3.8L) Engine

(102096)



03-06 4 Cyl. Wrangler; 148 (2.4L) Engine

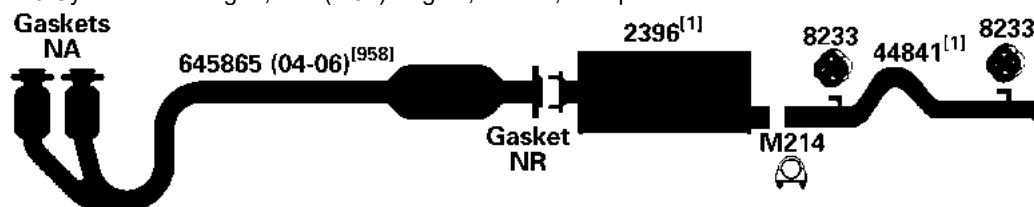
(101764)



DIRECT FIT MSL/MAXIMUM Muffler... 700329

03-06 6 Cyl. Wrangler; 242 (4.0L) Engine, 4 W.D.; except Extended Wheel Base

(100476)



DIRECT FIT MSL/MAXIMUM Muffler... 700329

NA-Not Available. NR-Not Required. FL-Remove and Re-Use Old Flange. ● Golden Warehouse. O.E.-Original Equipment.

Airtube Kit [4948] may be required to complete installation. EFI-Electronic Fuel Injection.

[1] OE system was a welded assembly. It is recommended that all parts noted [1] should be replaced.

[98] Refer to current Catalytic Converter catalog or Website catalog for availability.

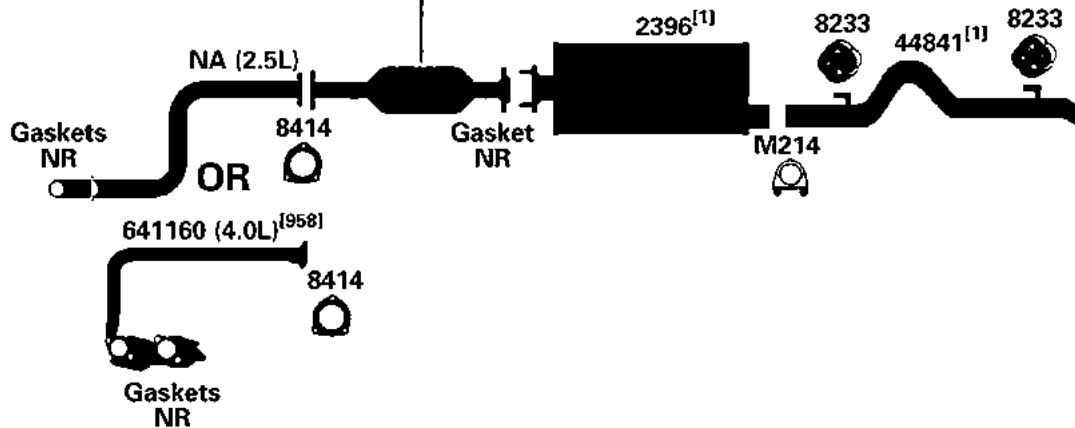
[958] Federal & California Emissions. Not For Sale or Use on vehicles licensed in the state of CA & NY (NY vehicles with CA Emissions). Check with your state authority for details.

[984] Aftermarket is a 2 Piece Design.

JEEP WRANGLER

(100404)	00-02	4 Cyl.	Wrangler; 150 (2.5L) Engine, 4 W.D.; (after 01-24-00 production)
	00-02	6 Cyl.	Wrangler; 242 (4.0L) Engine, 4 W.D.; (after 01-24-00 production)

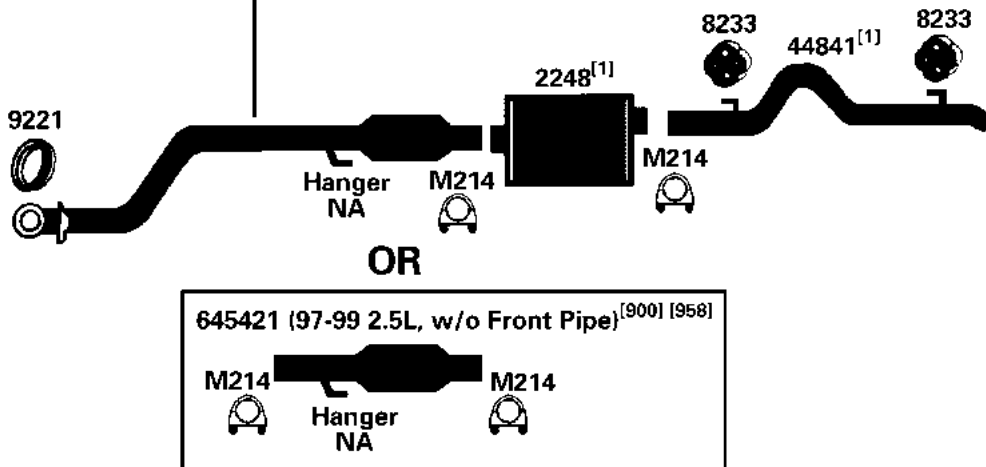
645373 (00-02 2.5L w/O2 sensor in conv.)^[958]
 645358 (4.0L, w/o O2 sensor in conv.)^[958]
 645373 (4.0L, w/ O2 sensor in conv.)^[958]



DIRECT FIT MSL/MAXIMUM Muffler... 700329

(100124)	97-00	4 Cyl.	Wrangler; 150 (2.5L) Engine; (up to 01-24-00 production)
	97-00	6 Cyl.	Wrangler; 242 (4.0L) Engine, (up to 01-24-00 production)

645406 (99-00 2.5L, w/Front Pipe)^[958]
 645892 (99 - 1/24/00 4.0L, w/ Front Pipe)^[958]
 645405 (97-98 2.5L, w/ Front Pipe)^[958]
 645893 (97-98 4.0L, w/ Front Pipe)^[958]



DIRECT FIT MSL/MAXIMUM Muffler... 700263, UNIVERSAL FIT MSL/MAXIMUM Muffler... 709014, 709992

NA-Not Available. NR-Not Required. FL-Remove and Re-Use Old Flange. ● Golden Warehouse. O.E.-Original Equipment.
 # Airtube Kit [4948] may be required to complete installation. EFI-Electronic Fuel Injection.

[1] OE system was a welded assembly. It is recommended that all parts noted [1] should be replaced.

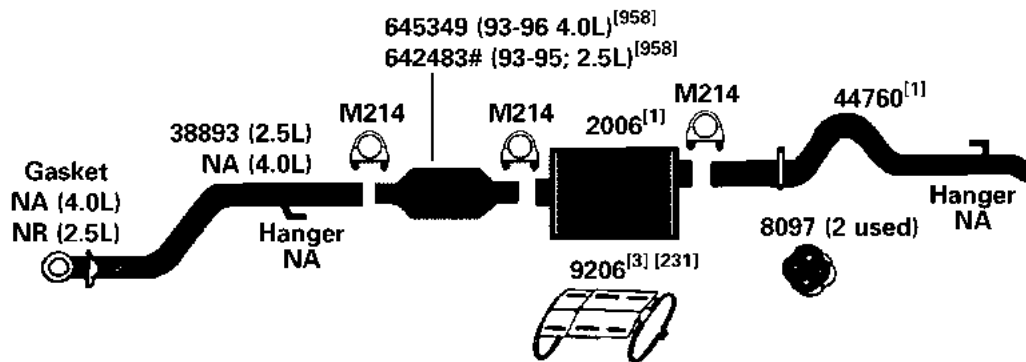
[900] Direct fit converter may require resizing, cutting or bushing.

[958] Federal & California Emissions. Not For Sale or Use on vehicles licensed in the state of CA & NY (NY vehicles with CA Emissions). Check with your state authority for details.

JEEP WRANGLER

1995 4 Cyl. Wrangler; 150 (2.5L) Engine
1995 6 Cyl. Wrangler; 242 (4.0L) Engine

(11902)



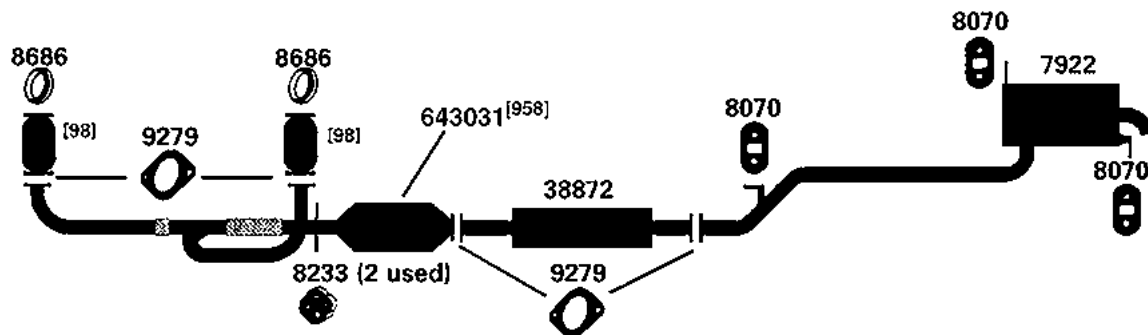
DIRECT FIT MSL/MAXIMUM Muffler... 700190, UNIVERSAL FIT MSL/MAXIMUM Muffler... 6536

KIA

KIA AMANTI

04-06 6 Cyl. Amanti; 3.5L Engine

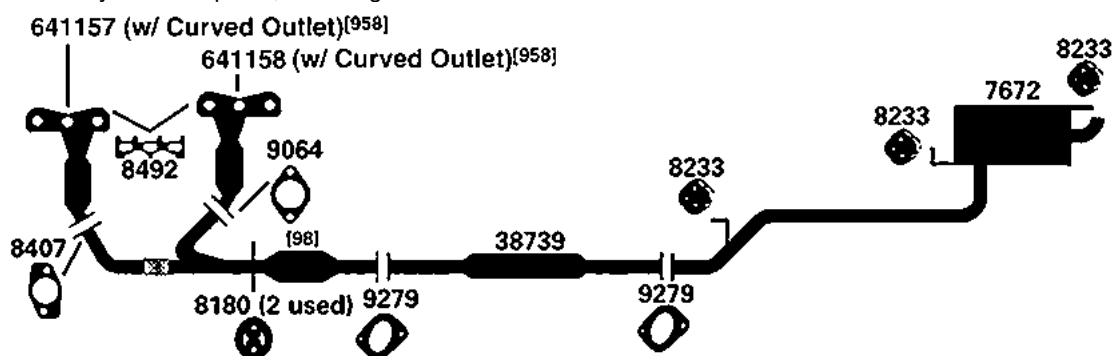
(101804)



KIA OPTIMA

02-06 6 Cyl. Optima; 2.7L Engine - (Single Exhaust Only For 2006)
2001 6 Cyl. Optima; 2.5L Engine

(101750)



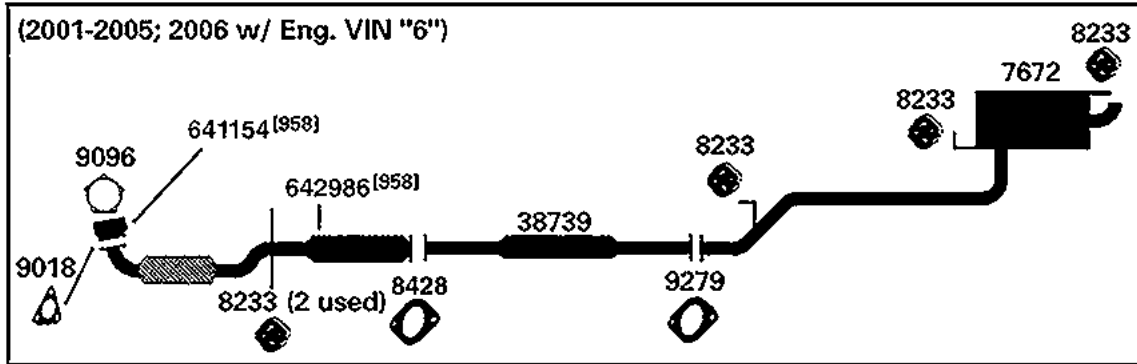
NA-Not Available. NR-Not Required. FL-Remove and Re-Use Old Flange. ● Golden Warehouse. O.E.-Original Equipment.
Airtube Kit [4948] may be required to complete installation. EFI-Electronic Fuel Injection.

- [1] OE system was a welded assembly. It is recommended that all parts noted [1] should be replaced.
- [3] Required for installation.
- [98] Refer to current Catalytic Converter catalog or Website catalog for availability.

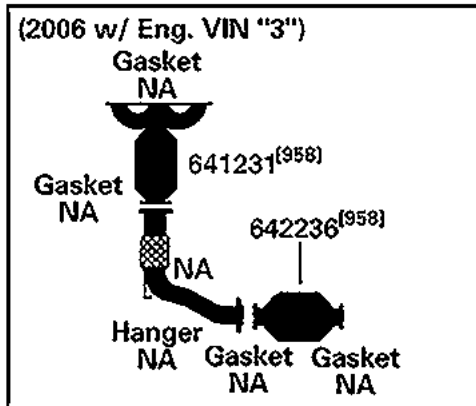
- [231] If muffler is equipped with a heat shield (does not have a black triangle on the carton label), purchase of 9206 is not required.
- [958] Federal & California Emissions. Not For Sale or Use on vehicles licensed in the state of CA & NY (NY vehicles with CA Emissions). Check with your state authority for details.

KIA OPTIMA

(101079) 01-06 4 Cyl. Optima; 2.4L Engine

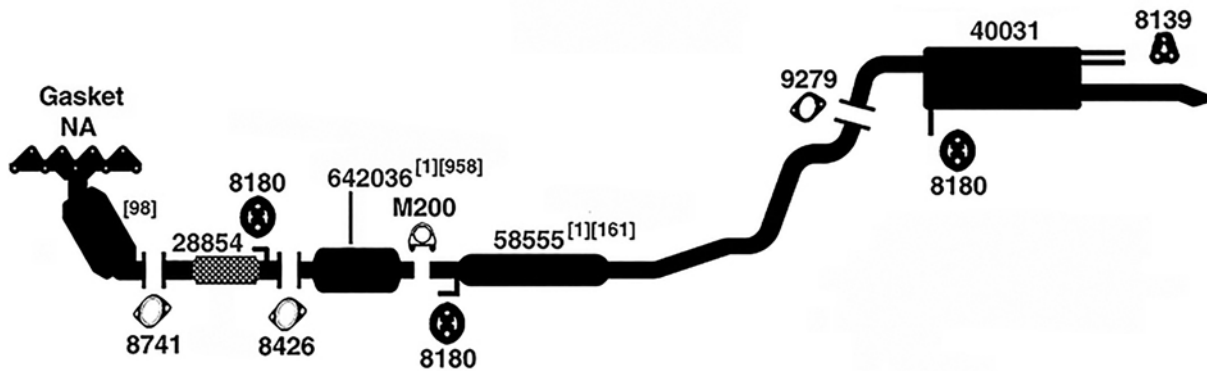


OR



KIA RIO

(102678) 12-14 4 Cyl. Rio; Sedan, 1.6L Engine



NA-Not Available. NR-Not Required. FL-Remove and Re-Use Old Flange. ● Golden Warehouse. O.E.-Original Equipment.

Airtube Kit [4948] may be required to complete installation. EFI-Electronic Fuel Injection.

[1] OE system was a welded assembly. It is recommended that all parts noted [1] should be replaced.

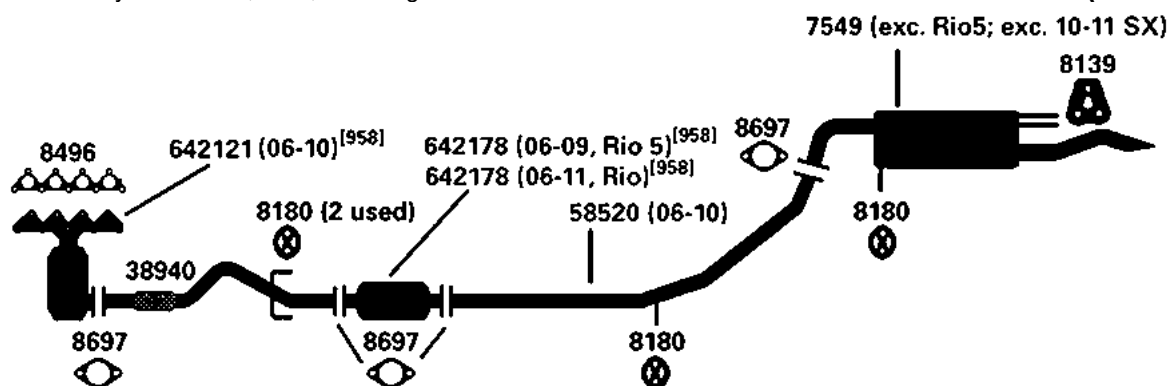
[98] Refer to current Catalytic Converter catalog or Website catalog for availability.

[161] The O.E. system must be cut off 3" behind the rear converter weld.

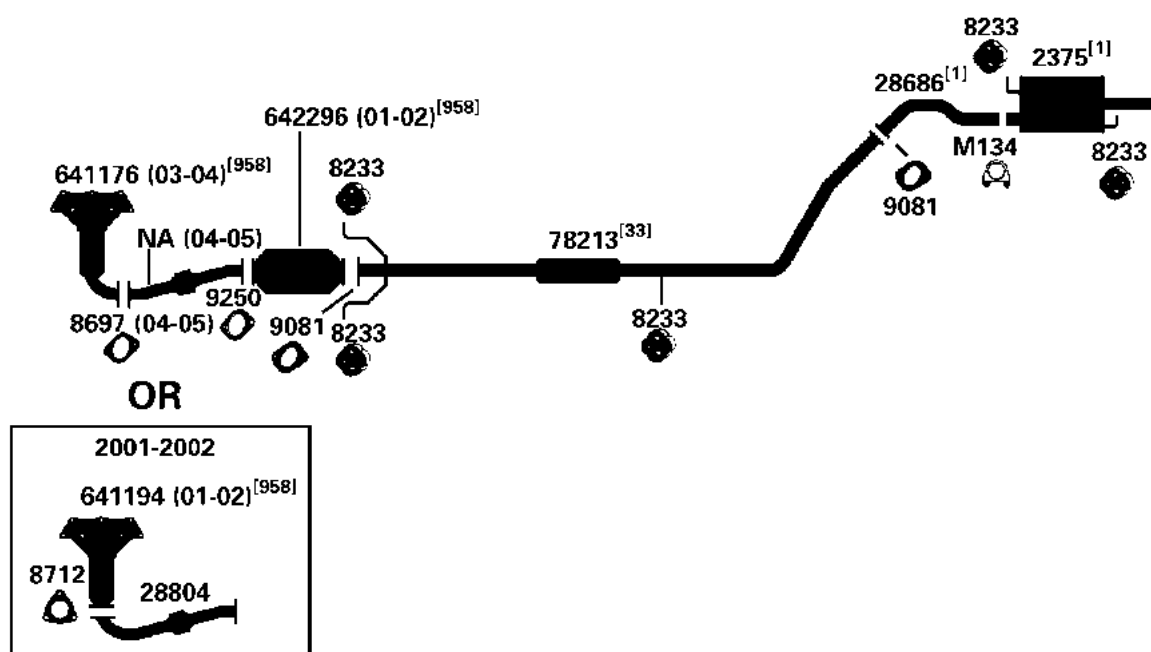
[958] Federal & California Emissions. Not For Sale or Use on vehicles licensed in the state of CA & NY (NY vehicles with CA Emissions). Check with your state authority for details.

06-11 4 Cyl. Rio, Rio5; 1.6L Engine

(102090)

03-05 4 Cyl. Rio, Rio Cinco; 1.6L Engine
01-02 4 Cyl. Rio, Rio Cinco; 1.5L Engine

(100551)



NA-Not Available. NR-Not Required. FL-Remove and Re-Use Old Flange. ● Golden Warehouse. O.E.-Original Equipment.


Airtube Kit [4948] may be required to complete installation. EFI-Electronic Fuel Injection.

[1] OE system was a welded assembly. It is recommended that all parts noted [1] should be replaced.

[33] Remove and re-use O.E. heat shield.

[958] Federal & California Emissions. Not For Sale or Use on vehicles licensed in the state of CA & NY (NY vehicles with CA Emissions). Check with your state authority for details.

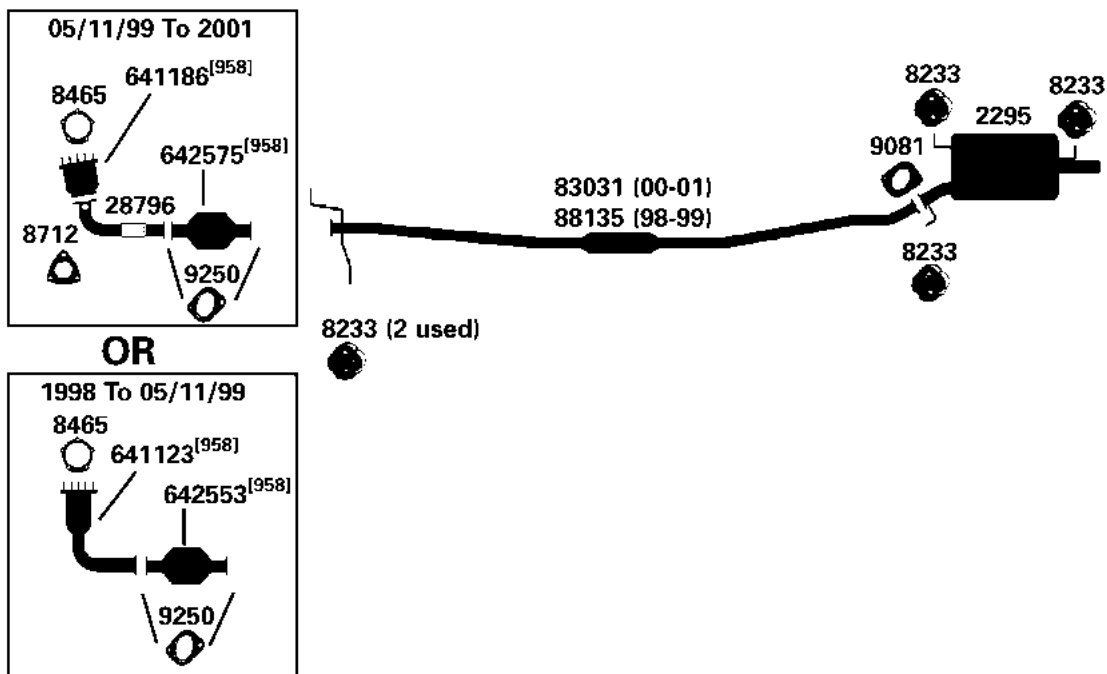
(102668) **06-10** 6 Cyl. Sedona; 3.8L Engine



412

98-01 4 Cyl. Sephia, 1.8L Engine

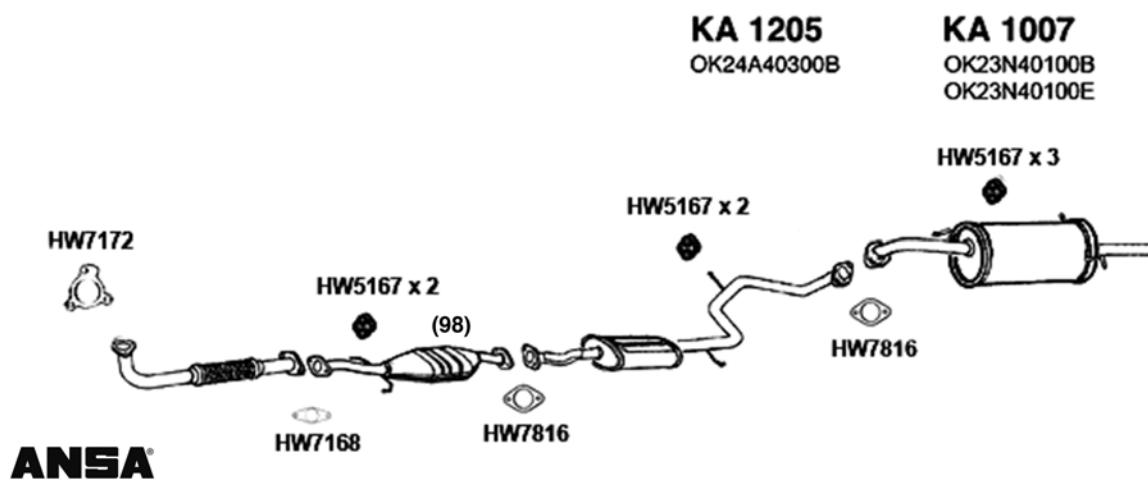
(100326)



DIRECT FIT MSL/MAXIMUM Muffler... 700409

95-97 4 Cyl. Sephia, 1.6L Engine, DOHC

(KA842)



NA-Not Available. NR-Not Required. FL-Remove and Re-Use Old Flange. ● Golden Warehouse. O.E.-Original Equipment.

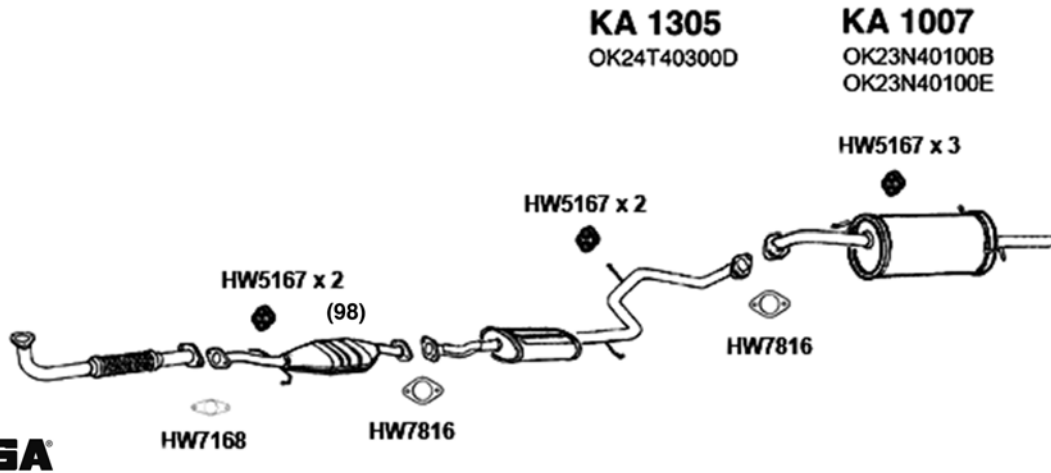
Airtube Kit [4948] may be required to complete installation. EFI-Electronic Fuel Injection.

[98] Refer to current Catalytic Converter catalog or Website catalog for availability.

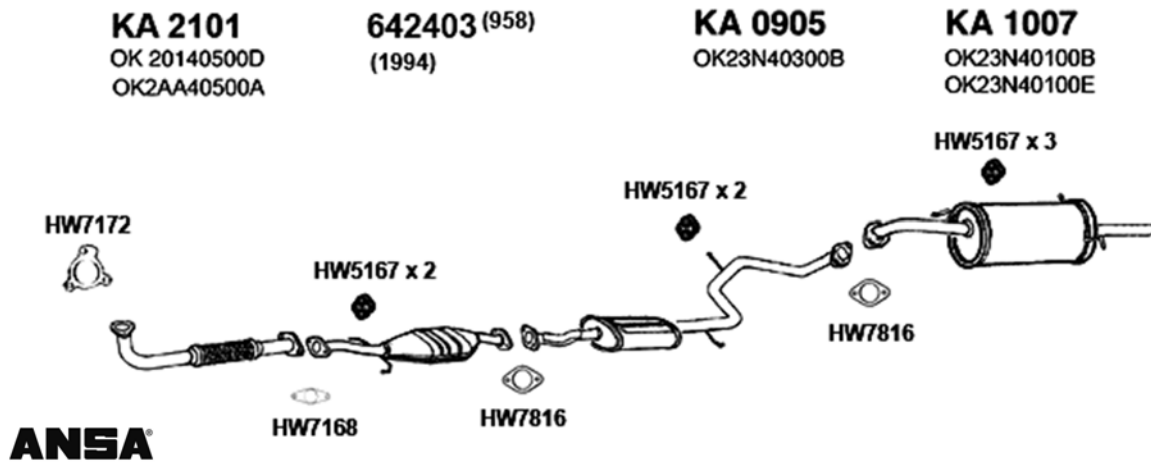
[958] Federal & California Emissions. Not For Sale or Use on vehicles licensed in the state of CA & NY (NY vehicles with CA Emissions). Check with your state authority for details.

KIA SEPHIA

(KA843) 95-97 4 Cyl. Sephia, 1.8L Engine, DOHC



(KA841) 1995 4 Cyl. Sephia, 1.6L Engine, SOHC



NA-Not Available. NR-Not Required. FL-Remove and Re-Use Old Flange. ● Golden Warehouse. O.E.-Original Equipment.

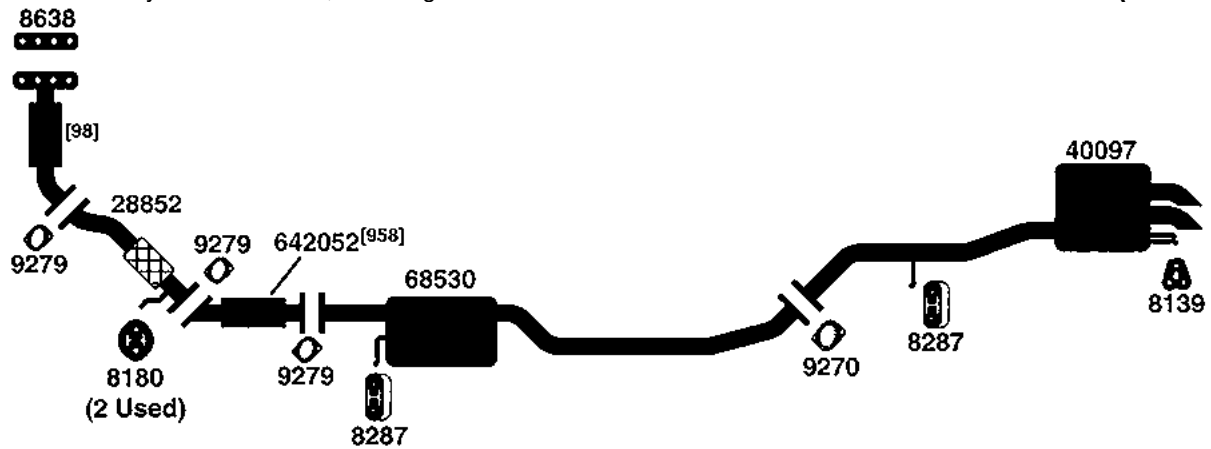
Airtube Kit [4948] may be required to complete installation. EFI-Electronic Fuel Injection.

[98] Refer to current Catalytic Converter catalog or Website catalog for availability.

[958] Federal & California Emissions. Not For Sale or Use on vehicles licensed in the state of CA & NY (NY vehicles with CA Emissions). Check with your state authority for details.

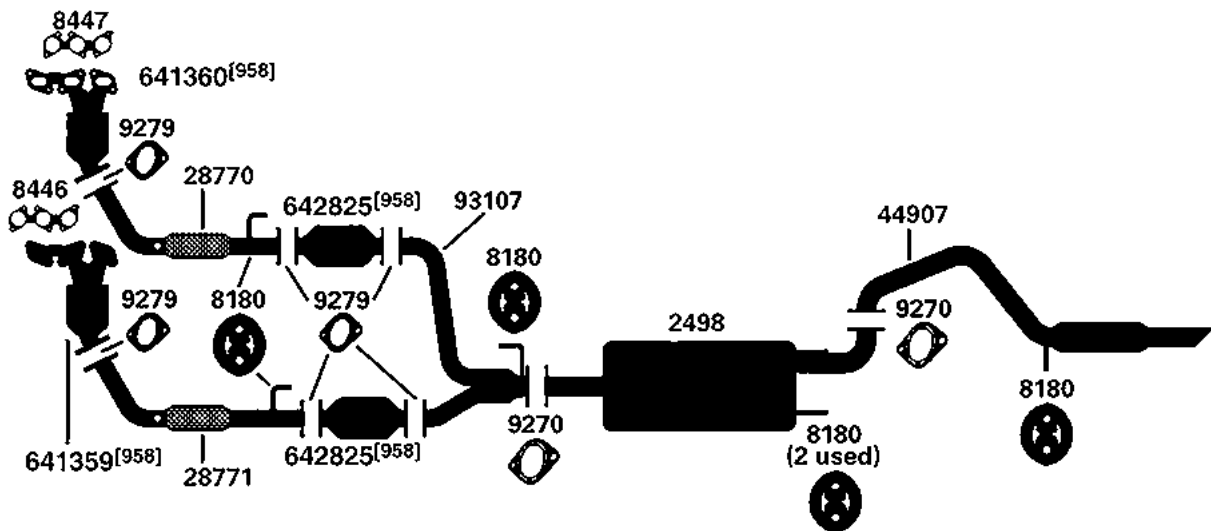
11-13 4 Cyl. Sorento, 2.4L Engine

(102666)



08-09 6 Cyl. Sorento, 3.3L Engine
07-09 6 Cyl. Sorento, 3.8L Engine

(101988)



NA-Not Available. NR-Not Required. FL-Remove and Re-Use Old Flange. ● Golden Warehouse. O.E.-Original Equipment.

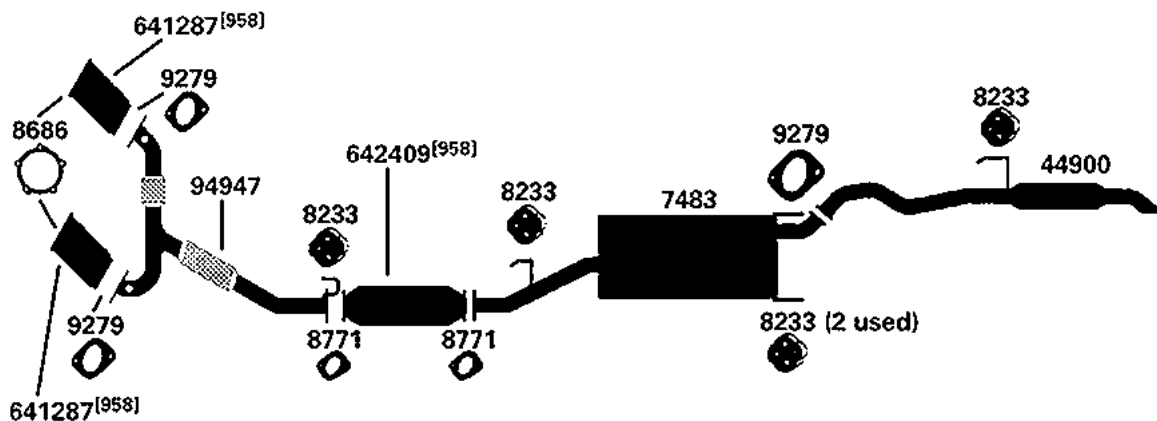
Airtube Kit [4948] may be required to complete installation. EFI-Electronic Fuel Injection.

[98] Refer to current Catalytic Converter catalog or Website catalog for availability.

[958] Federal & California Emissions. Not For Sale or Use on vehicles licensed in the state of CA & NY (NY vehicles with CA Emissions). Check with your state authority for details.

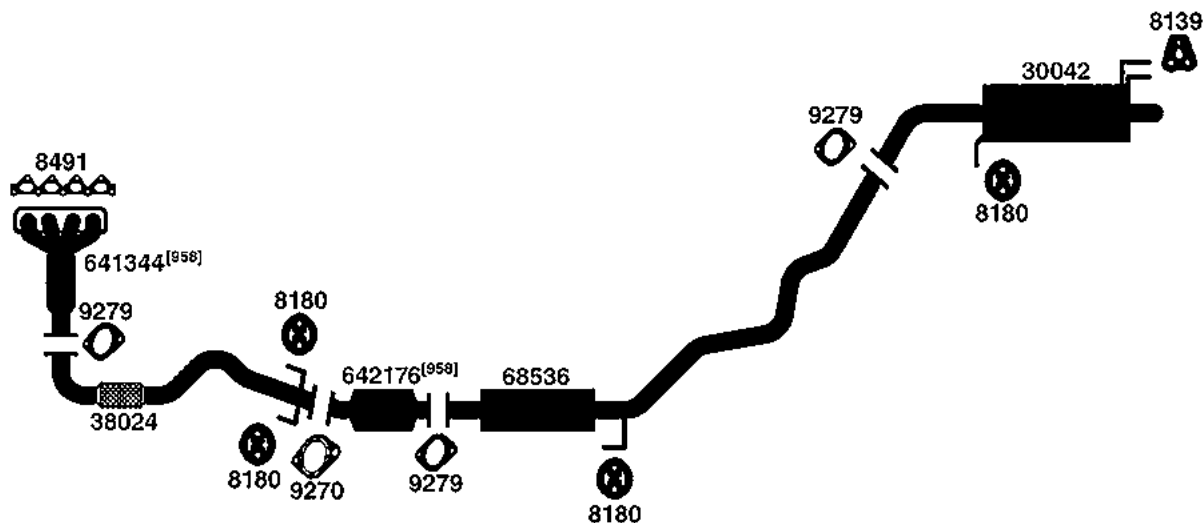
KIA SORENTO

(101758) 03-06 6 Cyl. Sorento, 3.5L Engine



KIA SOUL

(102703) 10-11 4 Cyl. Soul, 2.0L Eng.

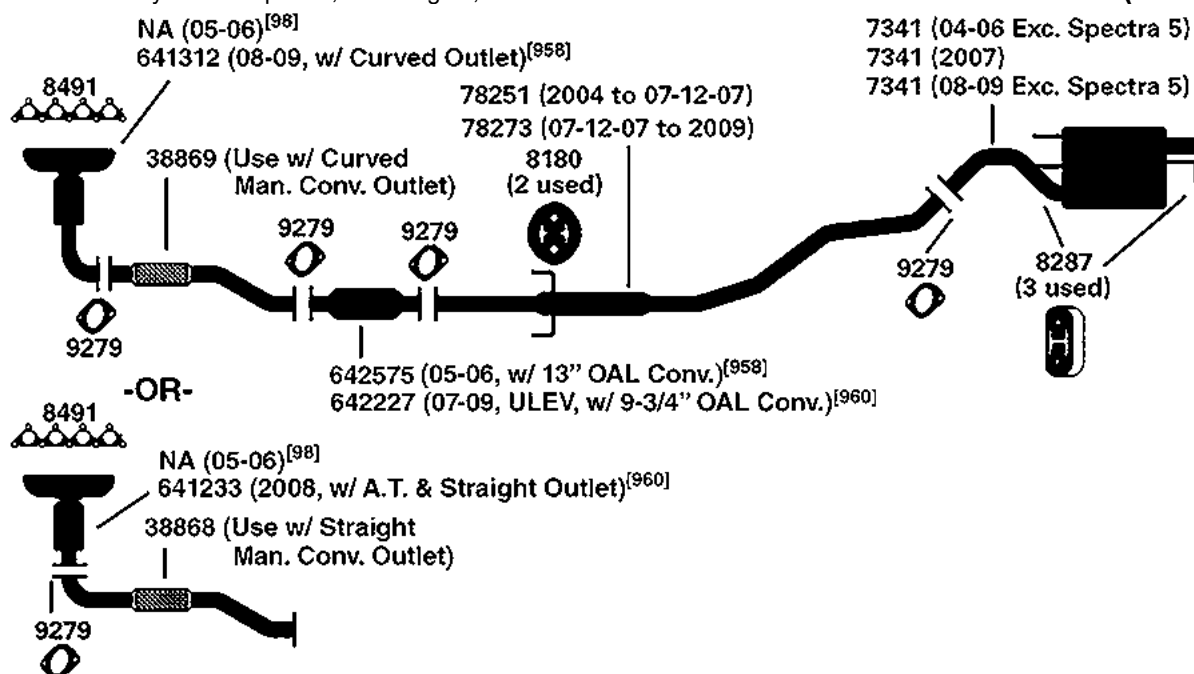


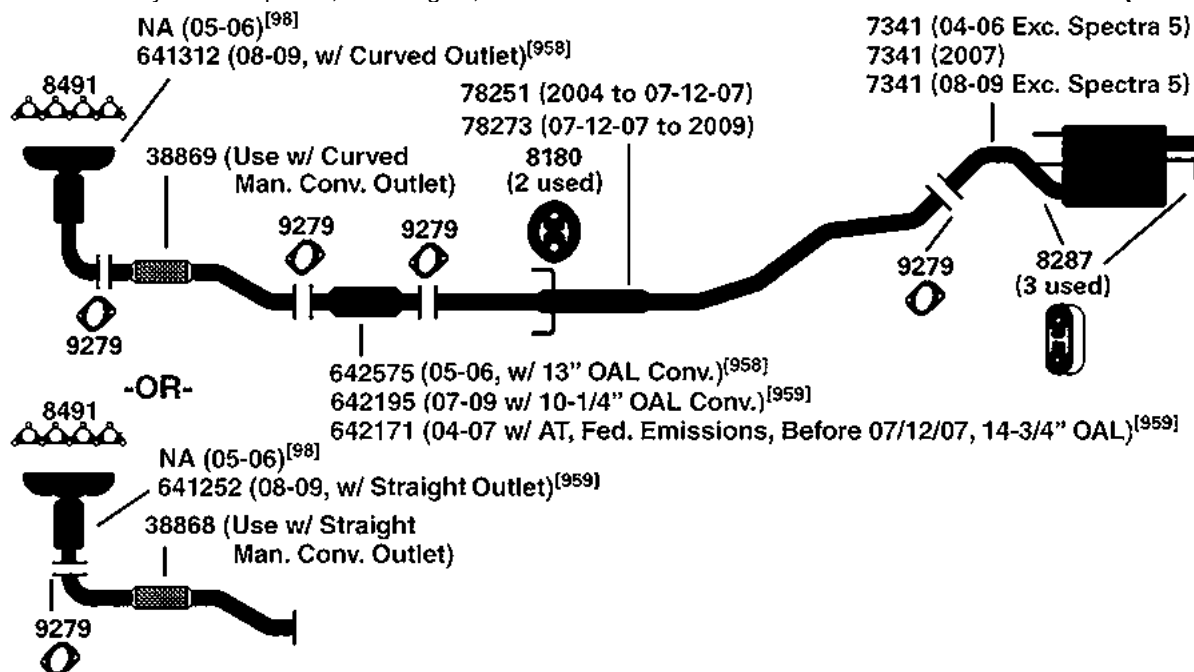
NA-Not Available. NR-Not Required. FL-Remove and Re-Use Old Flange. ● Golden Warehouse. O.E.-Original Equipment.

Airtube Kit [4948] may be required to complete installation. EFI-Electronic Fuel Injection.

[958] Federal & California Emissions. Not For Sale or Use on vehicles licensed in the state of CA & NY (NY vehicles with CA Emissions). Check with your state authority for details.

04-09 4 Cyl. Spectra, 2.0L Engine, Calif. Emissions

(101985)

04-09 4 Cyl. Spectra, 2.0L Engine, Federal Emissions

(101986)


NA-Not Available. NR-Not Required. FL-Remove and Re-Use Old Flange. ● Golden Warehouse. O.E.-Original Equipment.

Airtube Kit [4948] may be required to complete installation. EFI-Electronic Fuel Injection.

^[98] Refer to current Catalytic Converter catalog or Website catalog for availability.

^[958] Federal & California Emissions. Not For Sale or Use on vehicles licensed in the state of CA & NY (NY vehicles with CA Emissions). Check with your state authority for details.

^[959] Federal Emissions. Not For Sale or Use on vehicles licensed in the state of CA. Check with your state authority.

^[960] California Emissions. Not For Sale or Use on vehicles licensed in the state of CA & NY. Check with your state authority.

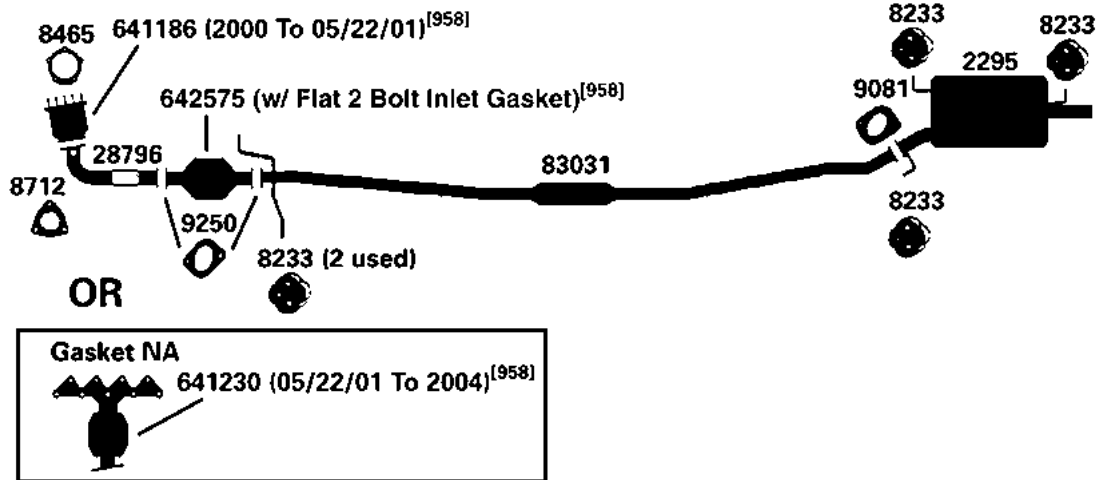
KIA SPECTRA

(100358)

00-04

4 Cyl.

Spectra Hatchback, Sedan; 1.8L Engine



DIRECT FIT MSL/MAXIMUM Muffler... 700409

KIA SPORTAGE

(HY141)

05-07

4 Cyl.

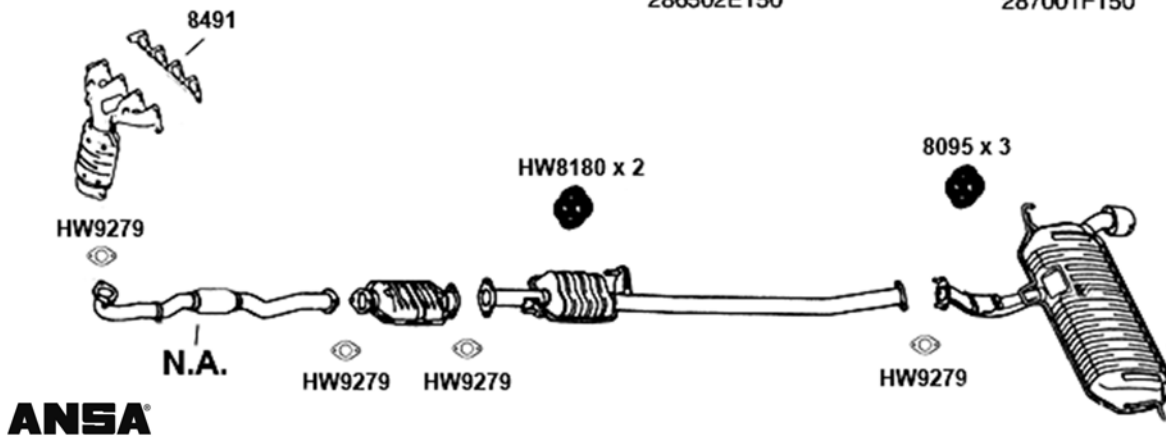
Sportage, 2.0L Engine, AWD

641313 (958)

642064 (958)

KA 3905
286502E150

KA 3917
287001F150

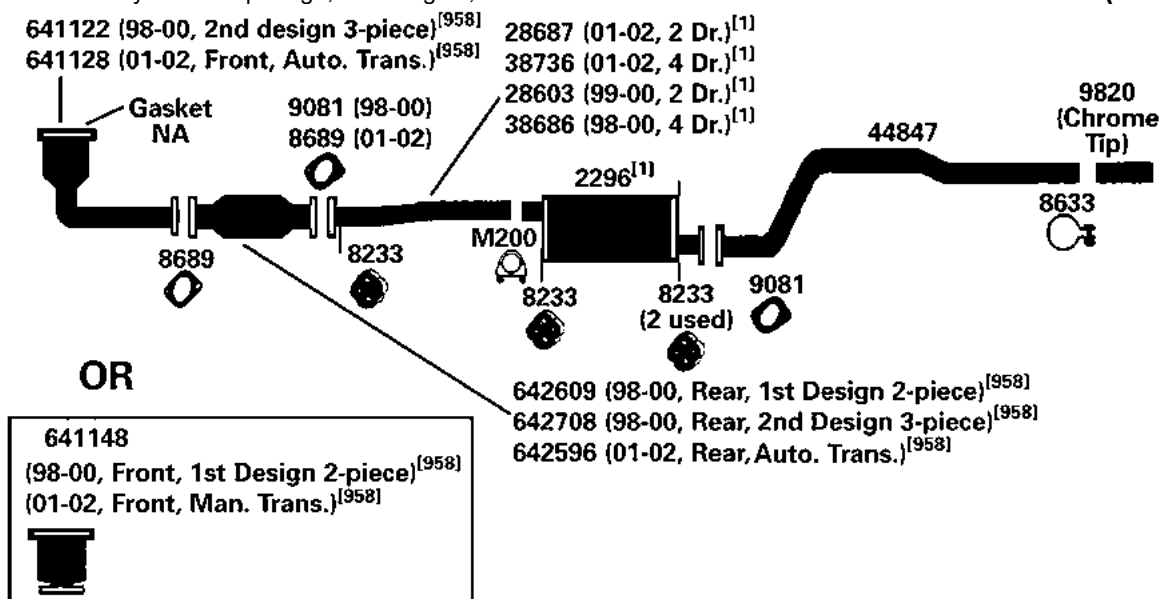


NA-Not Available. NR-Not Required. FL-Remove and Re-Use Old Flange. ● Golden Warehouse. O.E.-Original Equipment.
Airtube Kit [4948] may be required to complete installation. EFI-Electronic Fuel Injection.

[958] Federal & California Emissions. Not For Sale or Use on vehicles licensed in the state of CA & NY (NY vehicles with CA Emissions). Check with your state authority for details.

98-02 4 Cyl. Sportage, 2.0L Engine, 2-Door & 4-Door

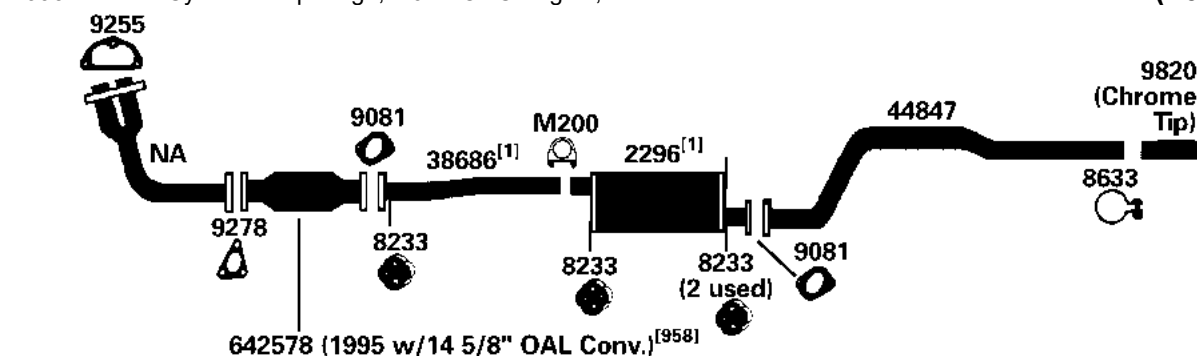
(100327)



DIRECT FIT MSL/MAXIMUM Muffler... 700294
 DIRECT FIT MSL/MAXIMUM Muffler... 700294

1995 4 Cyl. Sportage, 2.0L SOHC Engine, 4-Door

(100495)



DIRECT FIT MSL/MAXIMUM Muffler... 700294

NA-Not Available. NR-Not Required. FL-Remove and Re-Use Old Flange. ● Golden Warehouse. O.E.-Original Equipment.

Airtube Kit [4948] may be required to complete installation. EFI-Electronic Fuel Injection.

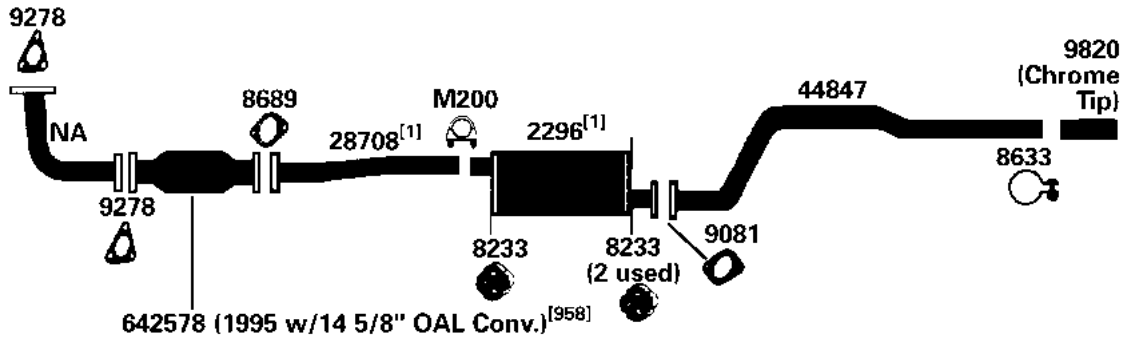
[1] OE system was a welded assembly. It is recommended that all parts noted [1] should be replaced.

[98] Refer to current Catalytic Converter catalog or Website catalog for availability.

[958] Federal & California Emissions. Not For Sale or Use on vehicles licensed in the state of CA & NY (NY vehicles with CA Emissions). Check with your state authority for details.

KIA SPORTAGE

(100494) 95-97 4 Cyl. Sportage, 2.0L DOHC Engine, 4-Door



DIRECT FIT MSL/MAXIMUM Muffler... 700294

LAND ROVER

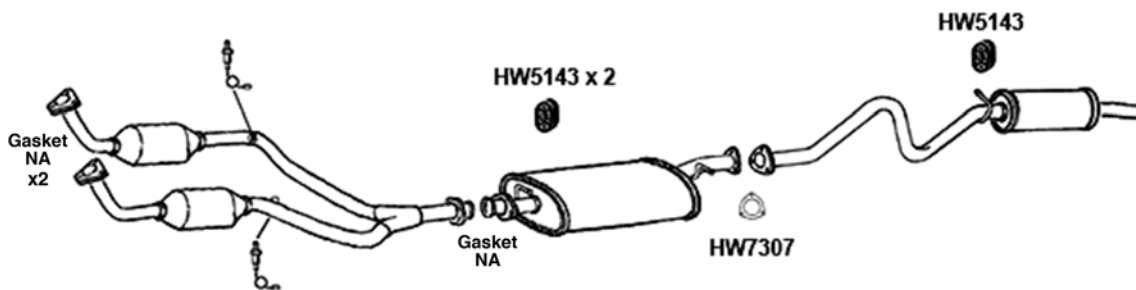
LAND ROVER DISCOVERY

(RV153) 03-04 8 Cyl. Discovery, 4.6L Engine
99-02 8 Cyl. Discovery, 4.0L Engine, Series II

645993⁽⁹⁵⁸⁾

RV 14905
WCE-104640

RV14907
WDE-100650



ANSA

NA-Not Available. NR-Not Required. FL-Remove and Re-Use Old Flange. ● Golden Warehouse. O.E.-Original Equipment.

Airtube Kit [4948] may be required to complete installation. EFI-Electronic Fuel Injection.

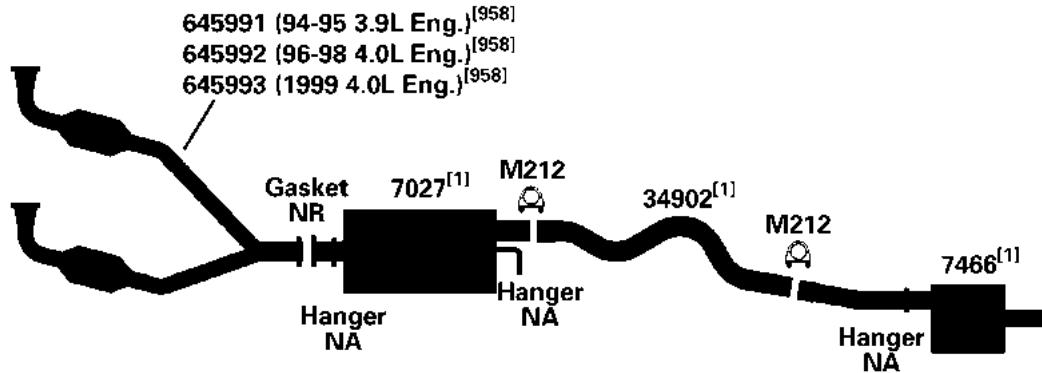
[1] OE system was a welded assembly. It is recommended that all parts noted [1] should be replaced.

[958] Federal & California Emissions. Not For Sale or Use on vehicles licensed in the state of CA & NY (NY vehicles with CA Emissions). Check with your state authority for details.

LAND ROVER DISCOVERY

95-99 8 Cyl. Discovery; 3.9L, 4.0L Engine

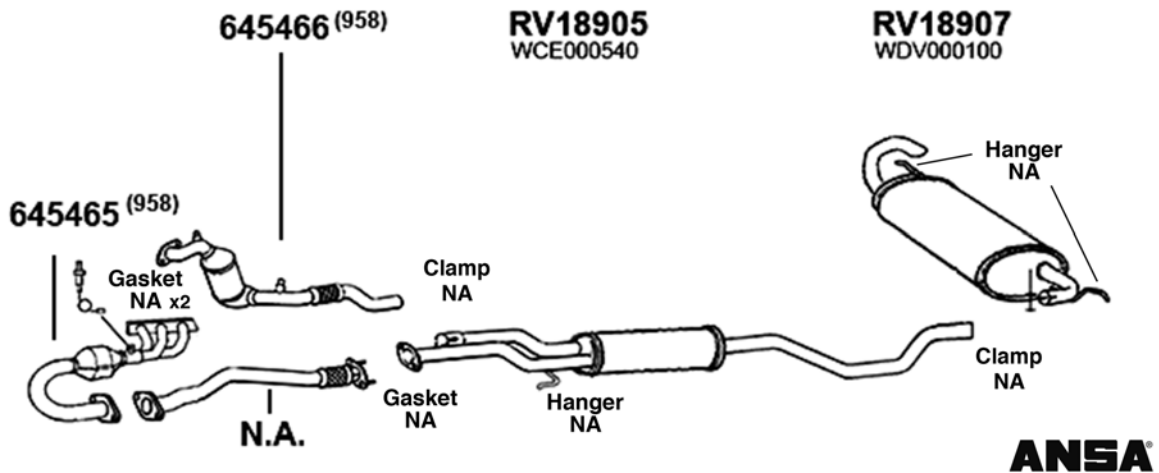
(100604)



LAND ROVER FREELANDER

02-05 6 Cyl. Freelander, 2.5L Engine

(RV112)



NA-Not Available. NR-Not Required. FL-Remove and Re-Use Old Flange. ● Golden Warehouse. O.E.-Original Equipment.

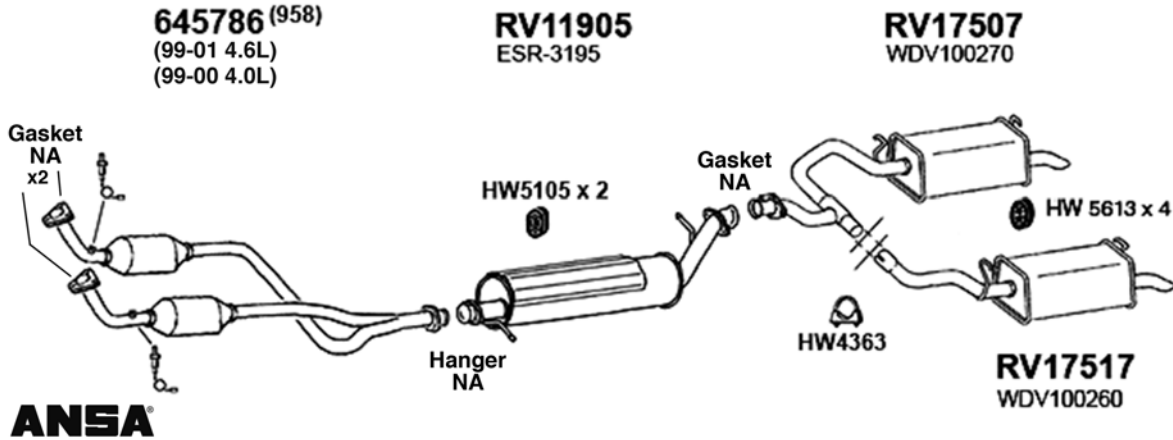
Airtube Kit [4948] may be required to complete installation. EFI-Electronic Fuel Injection.

[1] OE system was a welded assembly. It is recommended that all parts noted [1] should be replaced.

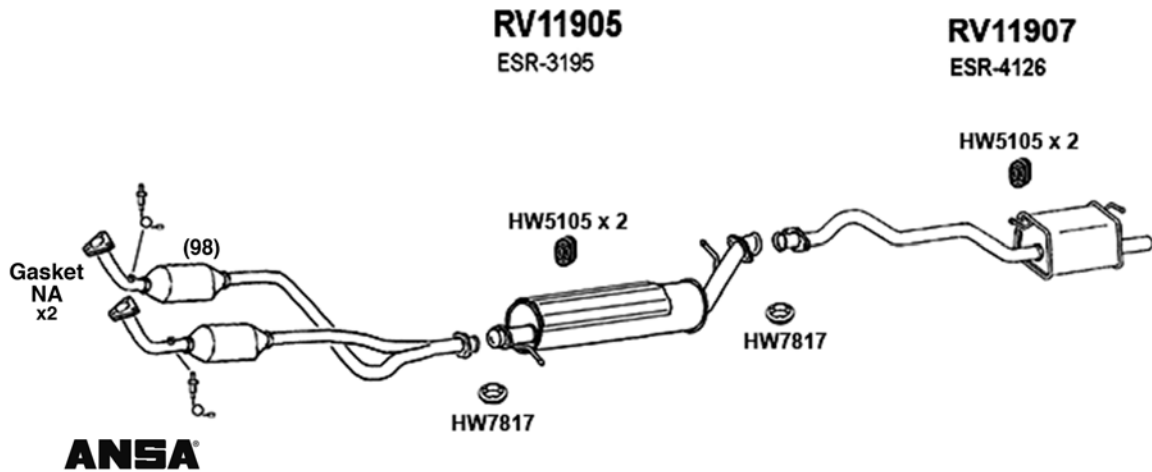
[958] Federal & California Emissions. Not For Sale or Use on vehicles licensed in the state of CA & NY (NY vehicles with CA Emissions). Check with your state authority for details.

LAND ROVER RANGE ROVER

(RV113)	96-02	8 Cyl.	Range Rover, 4.6L Engine
	95-00	8 Cyl.	Range Rover, 4.0L Engine



(RV852)	95-97	8 Cyl.	Range Rover, 4.0L & 4.6L Engines
---------	-------	--------	----------------------------------



NA-Not Available. NR-Not Required. FL-Remove and Re-Use Old Flange. ● Golden Warehouse. O.E.-Original Equipment.

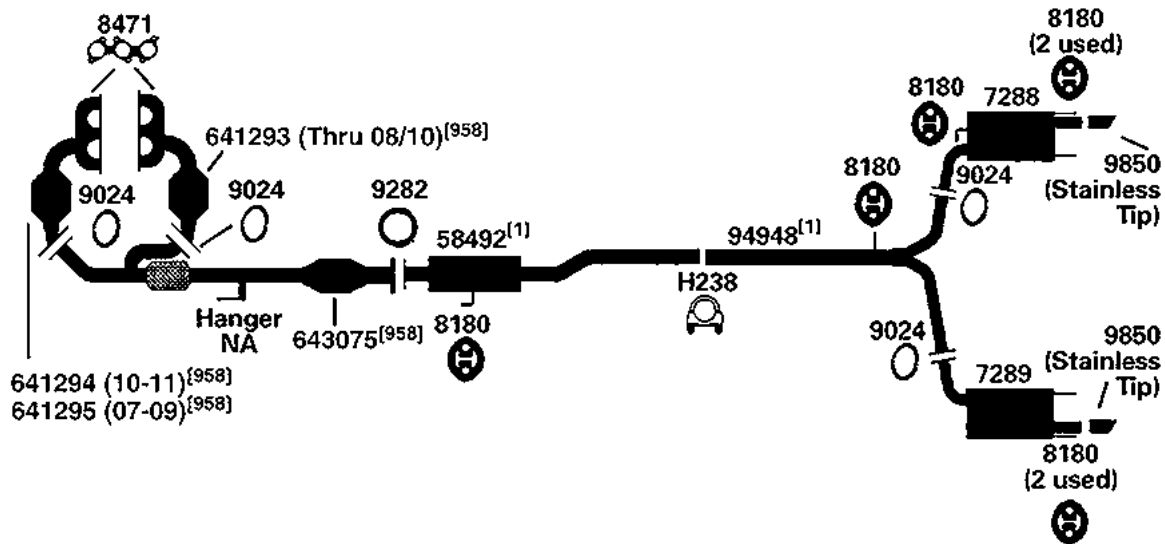
Airtube Kit [4948] may be required to complete installation. EFI-Electronic Fuel Injection.

[98] Refer to current Catalytic Converter catalog or Website catalog for availability.

[958] Federal & California Emissions. Not For Sale or Use on vehicles licensed in the state of CA & NY (NY vehicles with CA Emissions). Check with your state authority for details.

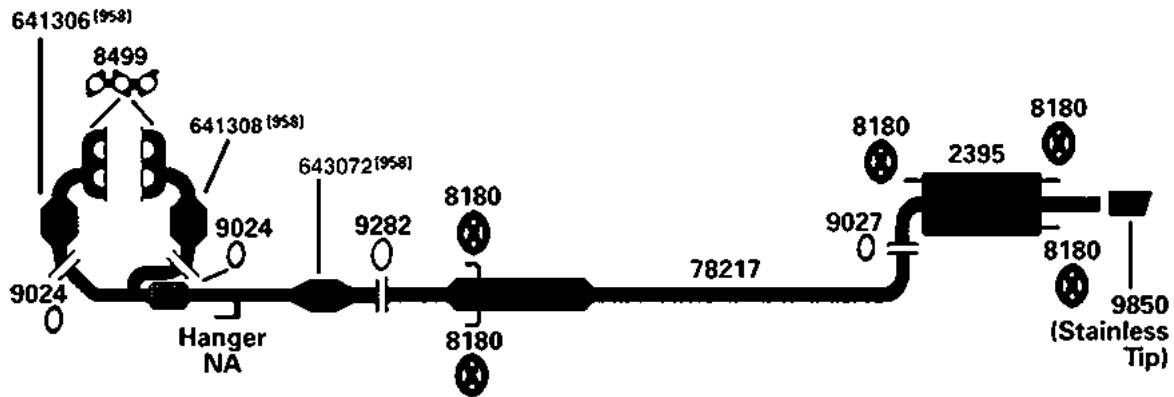
07-12 6 Cyl. ES350, 3.5L Engine

(101929)



04-06 6 Cyl. ES330; 3.3L Engine

(100711)



DIRECT FIT MSL/MAXIMUM Muffler... 700431

NA-Not Available. NR-Not Required. FL-Remove and Re-Use Old Flange. ● Golden Warehouse. O.E.-Original Equipment.

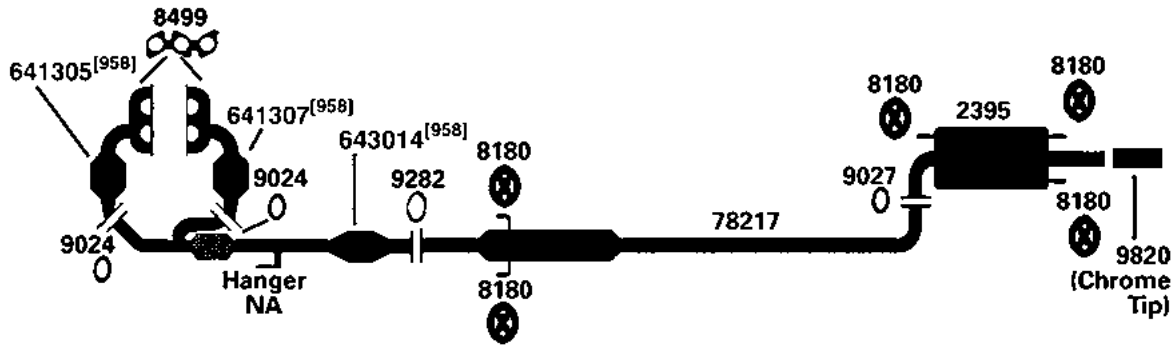
Airtube Kit [4948] may be required to complete installation. EFI-Electronic Fuel Injection.

[1] OE system was a welded assembly. It is recommended that all parts noted [1] should be replaced.

[958] Federal & California Emissions. Not For Sale or Use on vehicles licensed in the state of CA & NY (NY vehicles with CA Emissions). Check with your state authority for details.

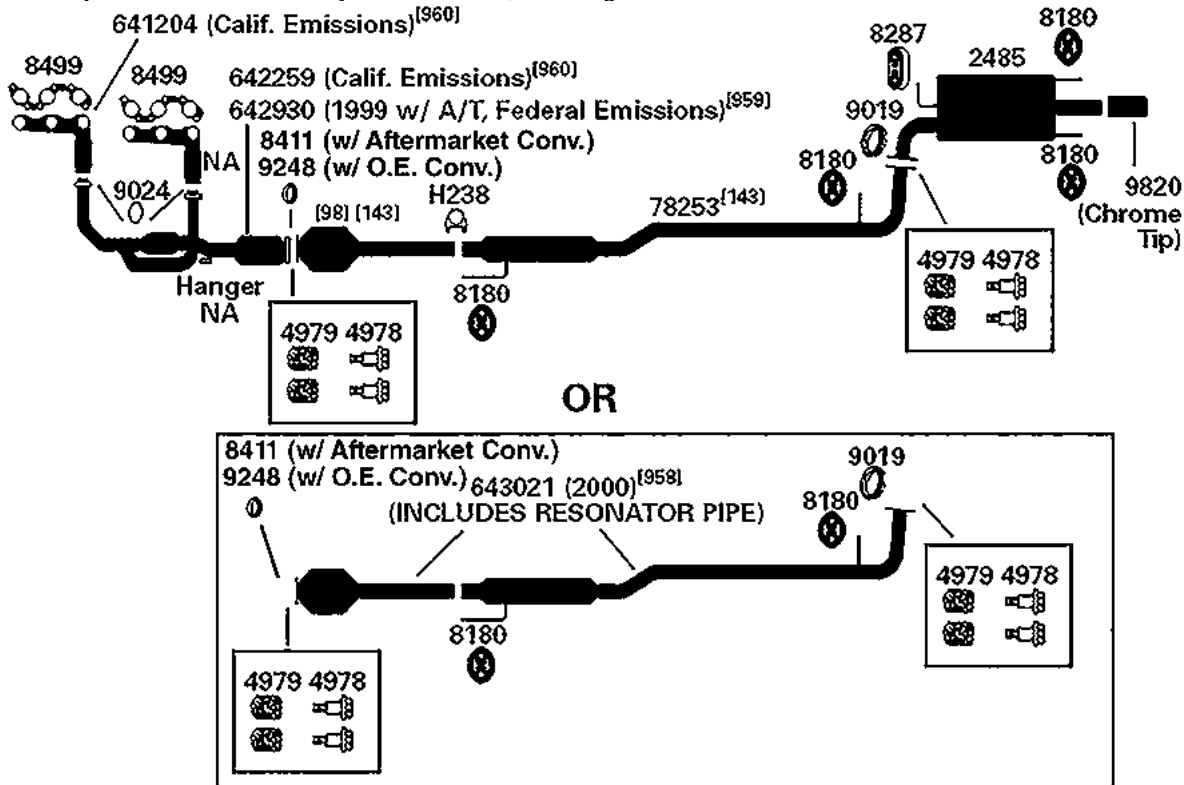
LEXUS ES SERIES

(100647) 02-03 6 Cyl. ES300; 3.0L Engine



DIRECT FIT MSL/MAXIMUM Muffler... 700431

(101801) 99-01 6 Cyl. ES300; 3.0L Engine



NA-Not Available. NR-Not Required. FL-Remove and Re-Use Old Flange. ● Golden Warehouse. O.E.-Original Equipment.

Airtube Kit [4948] may be required to complete installation. EFI-Electronic Fuel Injection.

[98] Refer to current Catalytic Converter catalog or Website catalog for availability.

[143] O.E. assembly must be cut 14 1/4" behind converter weld.

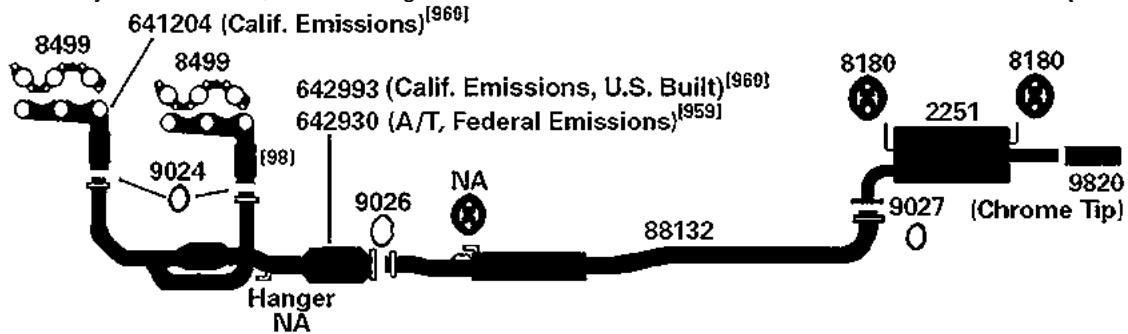
[958] Federal & California Emissions. Not For Sale or Use on vehicles licensed in the state of CA & NY (NY vehicles with CA Emissions). Check with your state authority for details.

[959] Federal Emissions. Not For Sale or Use on vehicles licensed in the state of CA. Check with your state authority.

[960] California Emissions. Not For Sale or Use on vehicles licensed in the state of CA & NY. Check with your state authority.

97-98 6 Cyl. ES300, 3.0L EFI Engine


(100553)



DIRECT FIT MSL/MAXIMUM Muffler... 700393

95-96 6 Cyl. ES300, 3.0L EFI Engine

(100552)



DIRECT FIT MSL/MAXIMUM Muffler... 700432

DIRECT FIT MSL/MAXIMUM Muffler... 700432

NA-Not Available. NR-Not Required. FL-Remove and Re-Use Old Flange. ● Golden Warehouse. O.E.-Original Equipment.

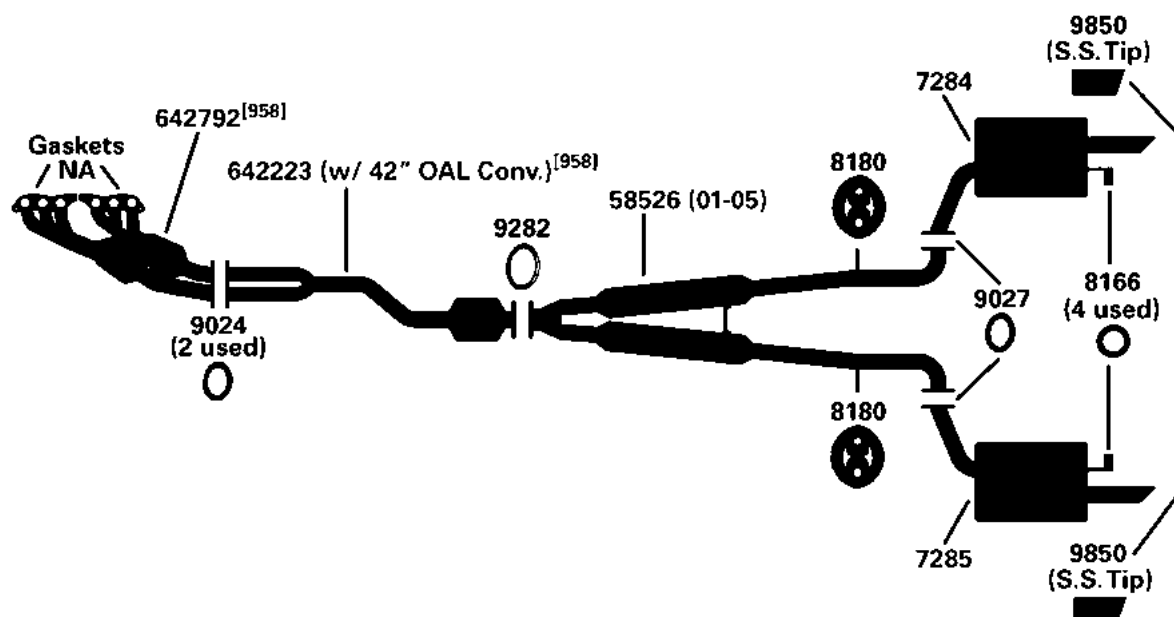
Airtube Kit [4948] may be required to complete installation. EFI-Electronic Fuel Injection.

[98] Refer to current Catalytic Converter catalog or Website catalog for availability.
[959] Federal Emissions. Not For Sale or Use on vehicles licensed in the state of CA.
Check with your state authority.

[960] California Emissions. Not For Sale or Use on vehicles licensed in the state of CA & NY. Check with your state authority.

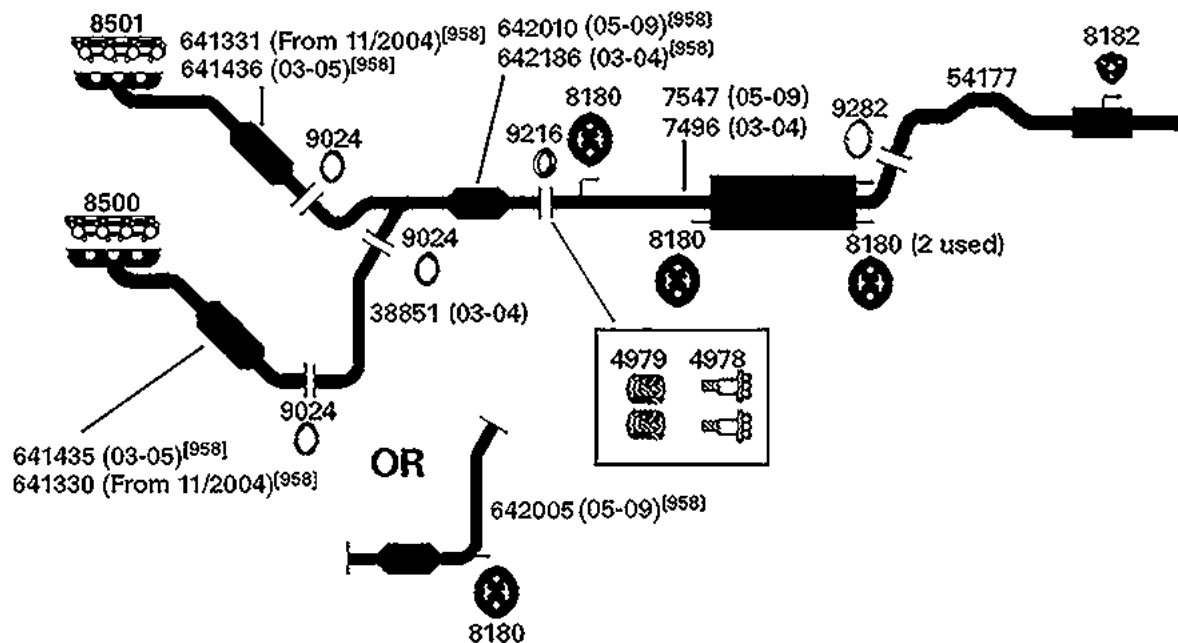
LEXUS GS SERIES

(101989) 00-05 6 Cyl. GS300, 3.0L Engine



LEXUS GX SERIES

(100670) 03-09 8 Cyl. GX470; 4.7L Engine



NA-Not Available. NR-Not Required. FL-Remove and Re-Use Old Flange. ● Golden Warehouse. O.E.-Original Equipment.

Airtube Kit [4948] may be required to complete installation. EFI-Electronic Fuel Injection.

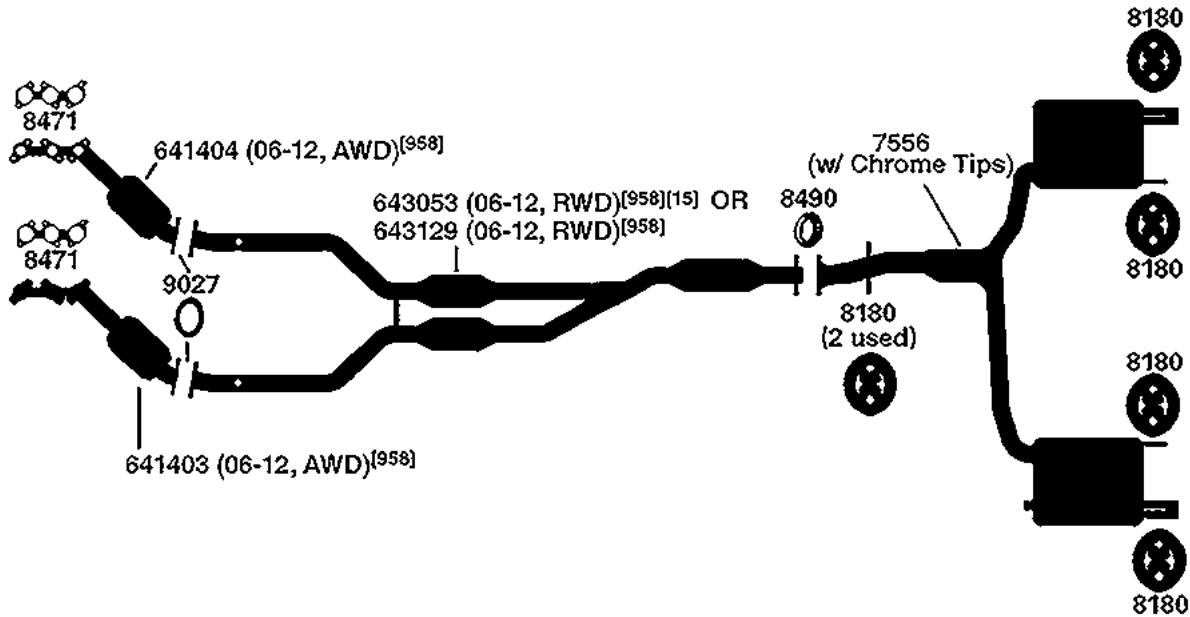
[98] Refer to current Catalytic Converter catalog or Website catalog for availability.

[958] Federal & California Emissions. Not For Sale or Use on vehicles licensed in the state of CA & NY (NY vehicles with CA Emissions). Check with your state authority for details.

LEXUS IS SERIES

06-13 6 Cyl. IS250, 2.5L Engine

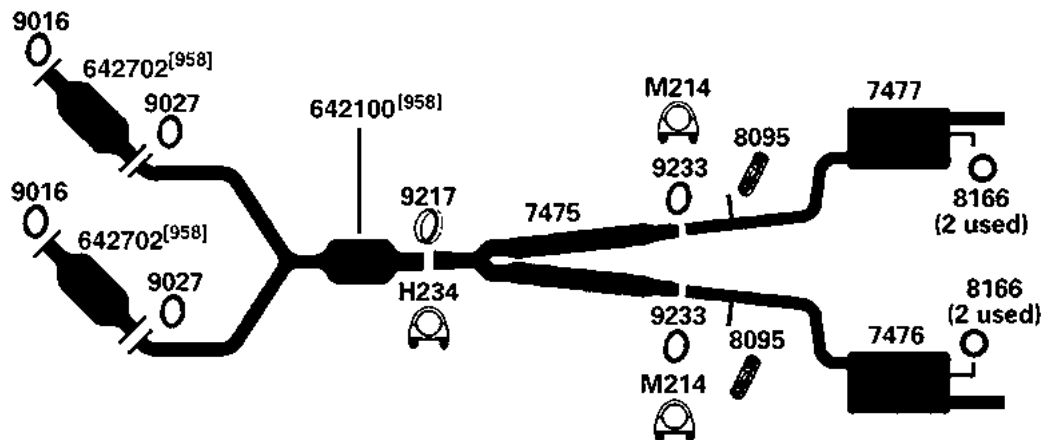
(101990)



LEXUS LS SERIES

01-06 8 Cyl. LS430, 4.3L Engine

(100641)



NA-Not Available. NR-Not Required. FL-Remove and Re-Use Old Flange. ● Golden Warehouse. O.E.-Original Equipment.

Airtube Kit [4948] may be required to complete installation. EFI-Electronic Fuel Injection.

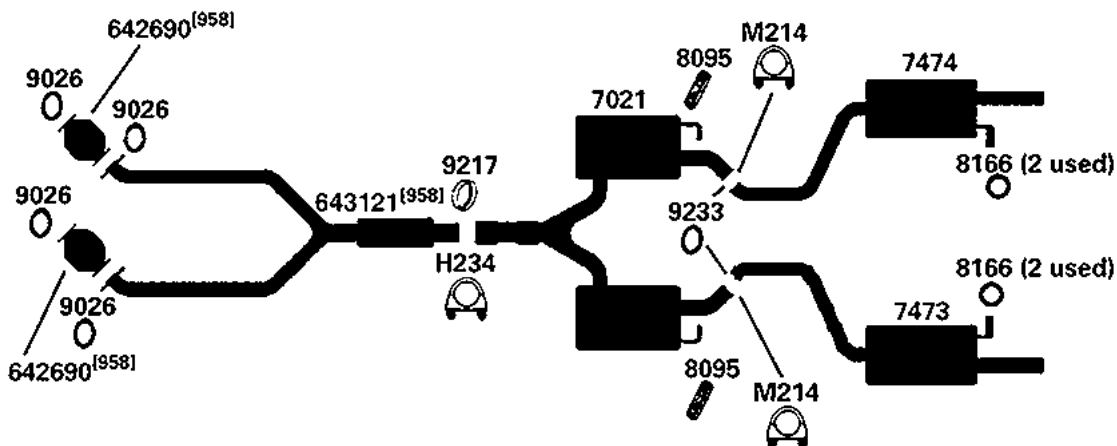
[15] Discontinued, use until inventory is depleted.

[187] Clamps are provided with assembly.

[958] Federal & California Emissions. Not For Sale or Use on vehicles licensed in the state of CA & NY (NY vehicles with CA Emissions). Check with your state authority for details.

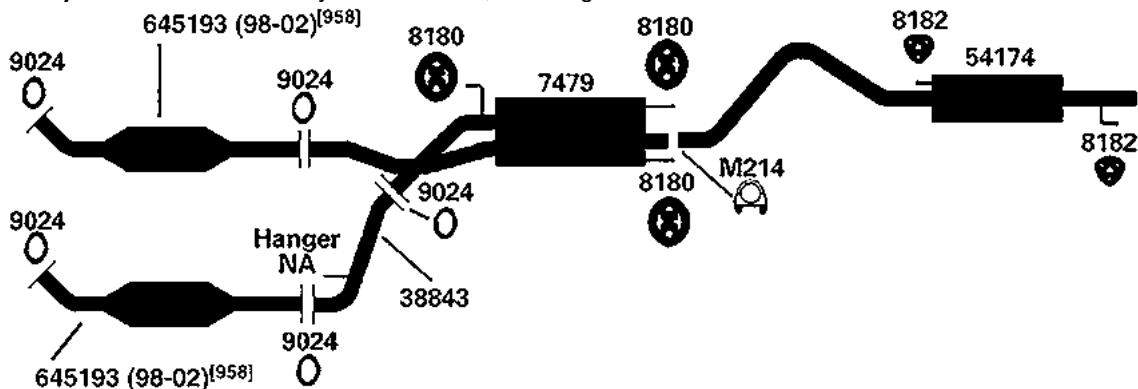
LEXUS LS SERIES

(100640) 95-97 8 Cyl. LS400, 4.0L Engine

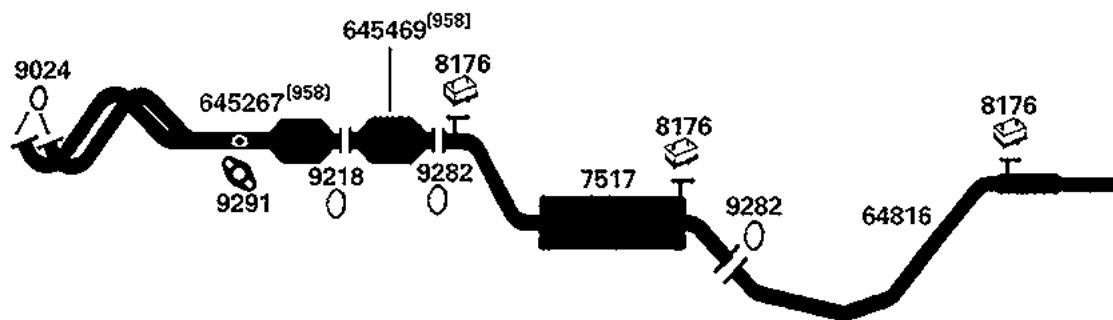


LEXUS LX SERIES

(101781) 98-07 8 Cyl. LX470; 4.7L Engine



(101773) 96-97 6 Cyl. LX450; 4.5L Engine

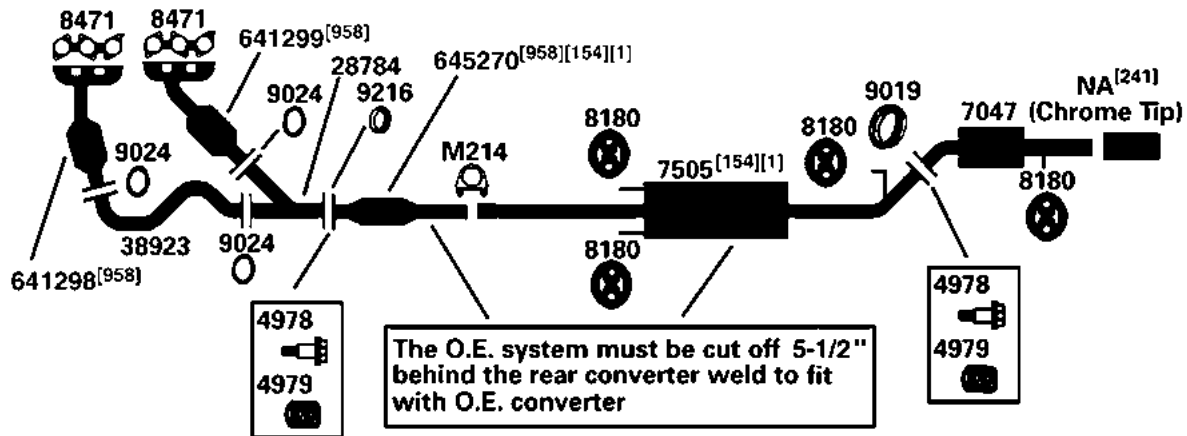


NA-Not Available. NR-Not Required. FL-Remove and Re-Use Old Flange. ● Golden Warehouse. O.E.-Original Equipment.
Airtube Kit [4948] may be required to complete installation. EFI-Electronic Fuel Injection.

[958] Federal & California Emissions. Not For Sale or Use on vehicles licensed in the state of CA & NY (NY vehicles with CA Emissions). Check with your state authority for details.

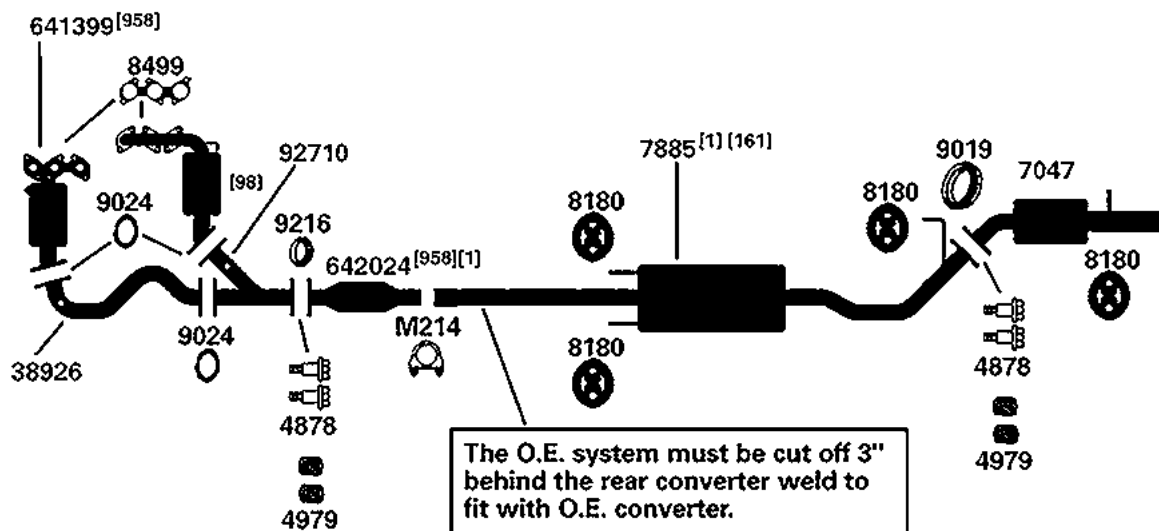
07-09 6 Cyl. RX350; 3.5L Engine

(101934)



06-08 6 Cyl. RX400H, 3.3L Eng., Hybrid

(102014)



NA-Not Available. NR-Not Required. FL-Remove and Re-Use Old Flange. ● Golden Warehouse. O.E.-Original Equipment.

Airtube Kit [4948] may be required to complete installation. EFI-Electronic Fuel Injection.

[1] OE system was a welded assembly. It is recommended that all parts noted [1] should be replaced.

[98] Refer to current Catalytic Converter catalog or Website catalog for availability.

[154] The O.E. system must be cut off 5-1/2" behind the rear converter weld.

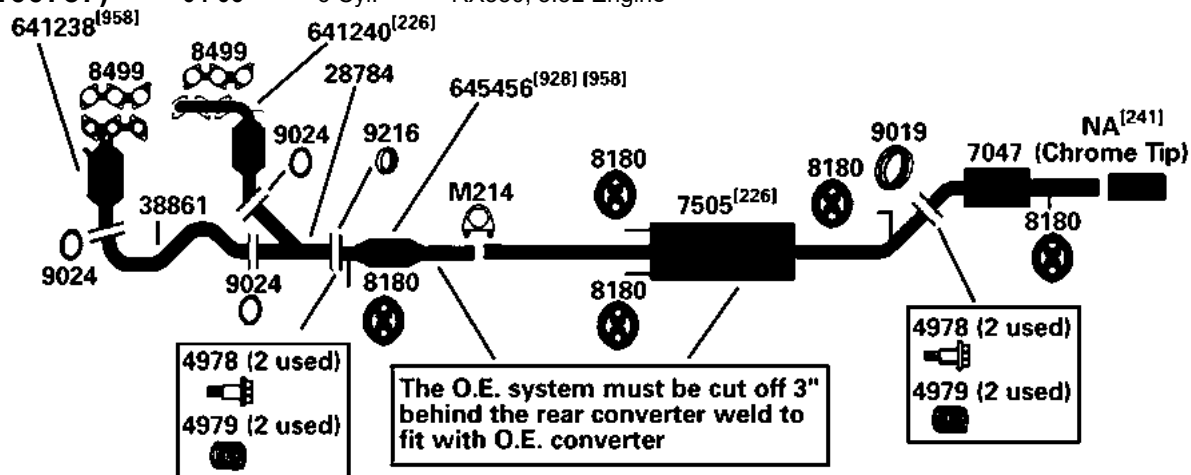
[161] The O.E. system must be cut off 3" behind the rear converter weld.

[241] O.E. chrome tip must be re-used for this application.

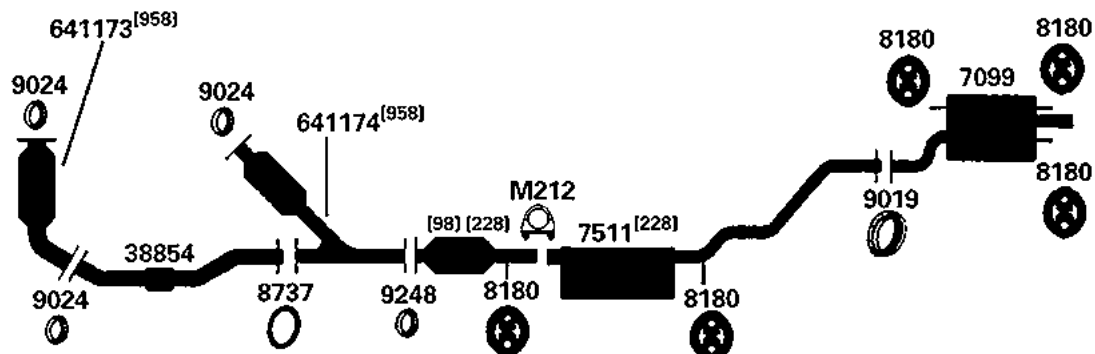
[958] Federal & California Emissions. Not For Sale or Use on vehicles licensed in the state of CA & NY (NY vehicles with CA Emissions). Check with your state authority for details.

LEXUS RX SERIES

(100737) 04-06 6 Cyl. RX330; 3.3L Engine

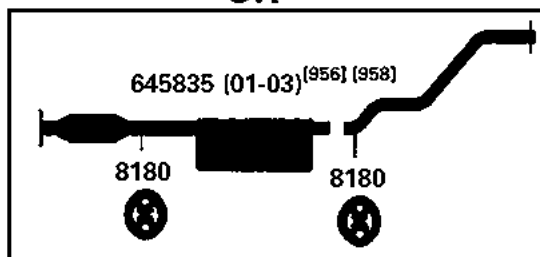


(100708) 99-03 6 Cyl. RX300; 3.0L Engine



NOTE: The O.E. system must be cut off 1-1/4" behind the O2 sensor port.

OR



NA-Not Available. NR-Not Required. FL-Remove and Re-Use Old Flange. ● Golden Warehouse. O.E.-Original Equipment.

Airtube Kit [4948] may be required to complete installation. EFI-Electronic Fuel Injection.

[98] Refer to current Catalytic Converter catalog or Website catalog for availability.

[226] The O.E. system must be cut off 3" behind the rear converter weld to fit with O.E. converter.

[228] The O.E. system must be cut off 1-1/4" behind the O2 sensor port.

[241] O.E. chrome tip must be re-used for this application.

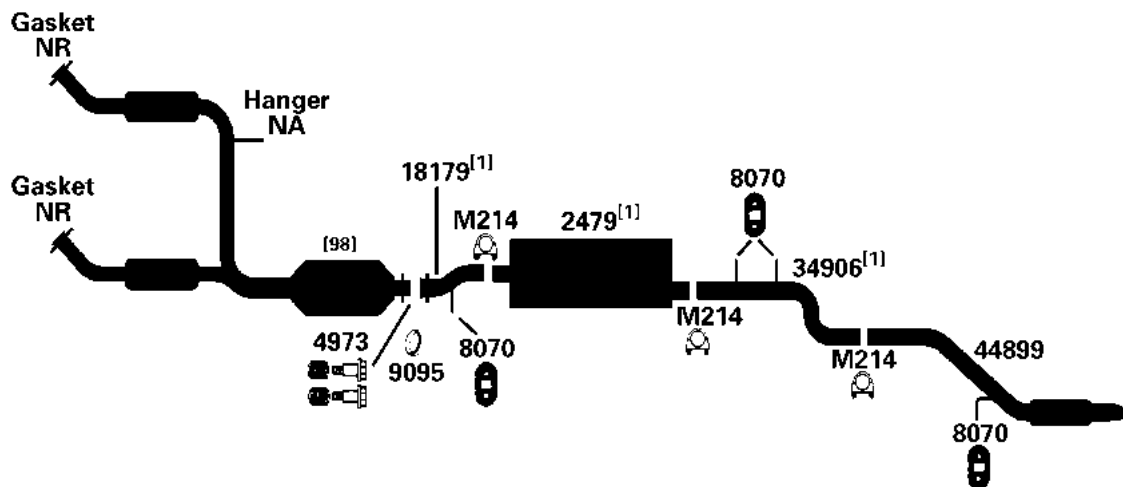
[928] Due to O.E. design, #8 bushing or sizing with aftermarket pipe may be required.

[956] Resonator pipe is not required when ordering converter.

[958] Federal & California Emissions. Not For Sale or Use on vehicles licensed in the state of CA & NY (NY vehicles with CA Emissions). Check with your state authority for details.

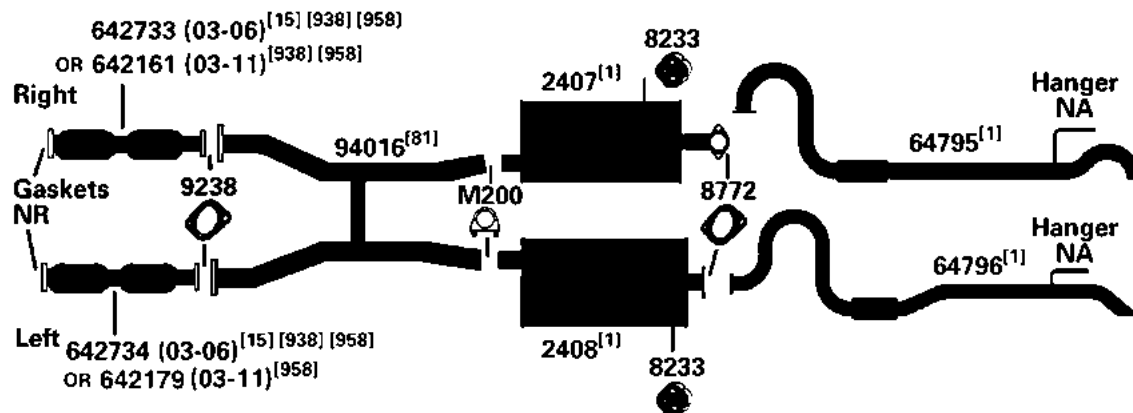
03-05 8 Cyl. Aviator; 4.6L Engine

(100732)


LINCOLN CONTINENTAL, TOWN CAR

03-11 8 Cyl. Town Car Sedan (excluding Long Wheelbase "L" Series), 280 (4.6L) Engine, Dual Exhaust

(100453)



NA-Not Available. NR-Not Required. FL-Remove and Re-Use Old Flange. ● Golden Warehouse. O.E.-Original Equipment.

Airtube Kit [4948] may be required to complete installation. EFI-Electronic Fuel Injection.

[1] OE system was a welded assembly. It is recommended that all parts noted [1] should be replaced.

[15] Discontinued, use until inventory is depleted.

[81] To align inlets of pipes it may be necessary to reposition converters.

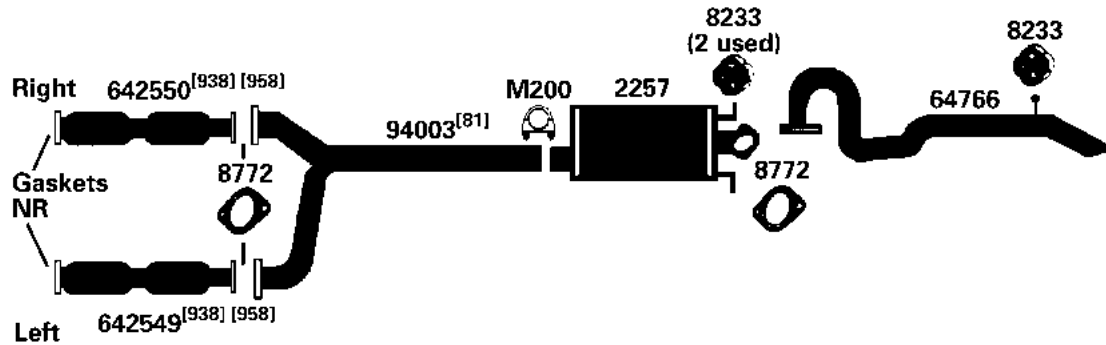
[98] Refer to current Catalytic Converter catalog or Website catalog for availability.

[938] Direct fit unit contains front and rear converter body. Only failed converters may be replaced.

[958] Federal & California Emissions. Not For Sale or Use on vehicles licensed in the state of CA & NY (NY vehicles with CA Emissions). Check with your state authority for details.

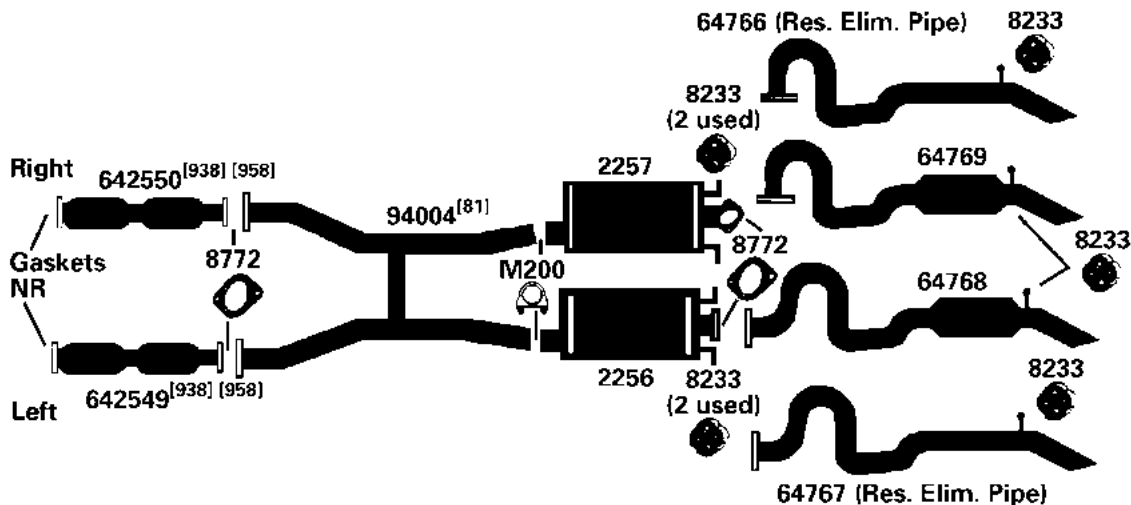
LINCOLN CONTINENTAL, TOWN CAR

(100176) 98-02 8 Cyl. Town Car Sedan (excluding Long Wheelbase "L" Series), 280 (4.6L) Engine; Single Exhaust



DIRECT FIT MSL/MAXIMUM Muffler... 700314, UNIVERSAL FIT MSL/MAXIMUM Muffler... 709013, 709014

(100031) 98-02 8 Cyl. Town Car (excluding Long Wheelbase "L" Series), 280 (4.6L) Engine, Dual Exhaust



DIRECT FIT MSL/MAXIMUM Muffler... Right Muffler- 700314, Left Muffler- 700315, UNIVERSAL FIT MSL/MAXIMUM Muffler... Right Muffler- 709013, Left Muffler- 709013, 709014

NA-Not Available. NR-Not Required. FL-Remove and Re-Use Old Flange. ● Golden Warehouse. O.E.-Original Equipment.

Airtube Kit [4948] may be required to complete installation. EFI-Electronic Fuel Injection.

[1] OE system was a welded assembly. It is recommended that all parts noted [1] should be replaced.

[81] To align inlets of pipes it may be necessary to reposition converters.

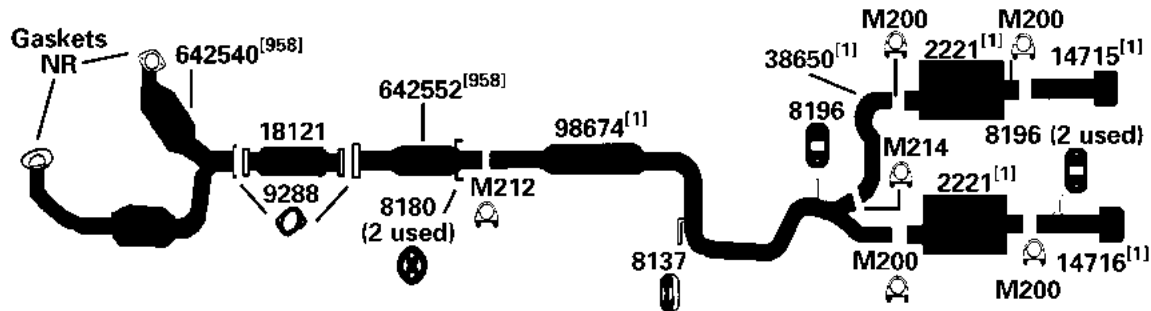
[938] Direct fit unit contains front and rear converter body. Only failed converters may be replaced.

[958] Federal & California Emissions. Not For Sale or Use on vehicles licensed in the state of CA & NY (NY vehicles with CA Emissions). Check with your state authority for details.

LINCOLN CONTINENTAL, TOWN CAR

95-02 8 Cyl. Continental, 280 (4.6L) Engine

(100029)



DIRECT FIT MSL/MAXIMUM Muffler... Left- 700374, Right- 700374, Silentone DIY Muffler... Left- 5555 and 8106 Hanger, Right- 5555 and 8106 Hanger

95-97 8 Cyl. Town Car, 280 (4.6) Engine; Single Exhaust

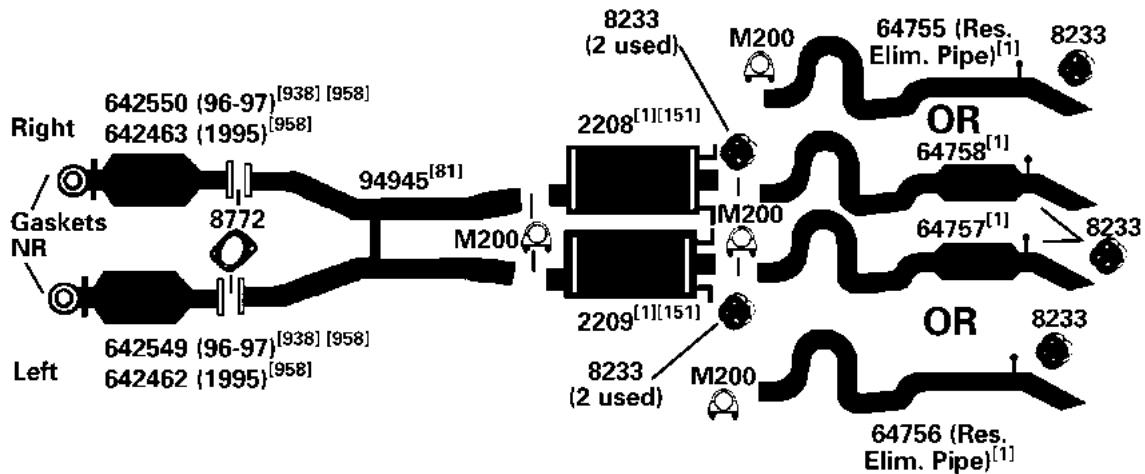
(6221)



DIRECT FIT MSL/MAXIMUM Muffler... 700037, UNIVERSAL FIT MSL/MAXIMUM Muffler... 709013, 709014

95-97 8 Cyl. Town Car, 280 (4.6) Engine; Dual Exhaust

(6222)



DIRECT FIT MSL/MAXIMUM Muffler... Right- 700037, Left- 700038, UNIVERSAL FIT MSL/MAXIMUM Muffler... Right- 709013, 709014, Left- 709013, 709014

NA-Not Available. NR-Not Required. FL-Remove and Re-Use Old Flange. ● Golden Warehouse. O.E.-Original Equipment.

Airtube Kit [4948] may be required to complete installation. EFI-Electronic Fuel Injection.

[1] OE system was a welded assembly. It is recommended that all parts noted [1] should be replaced.

[81] To align inlets of pipes it may be necessary to reposition converters.

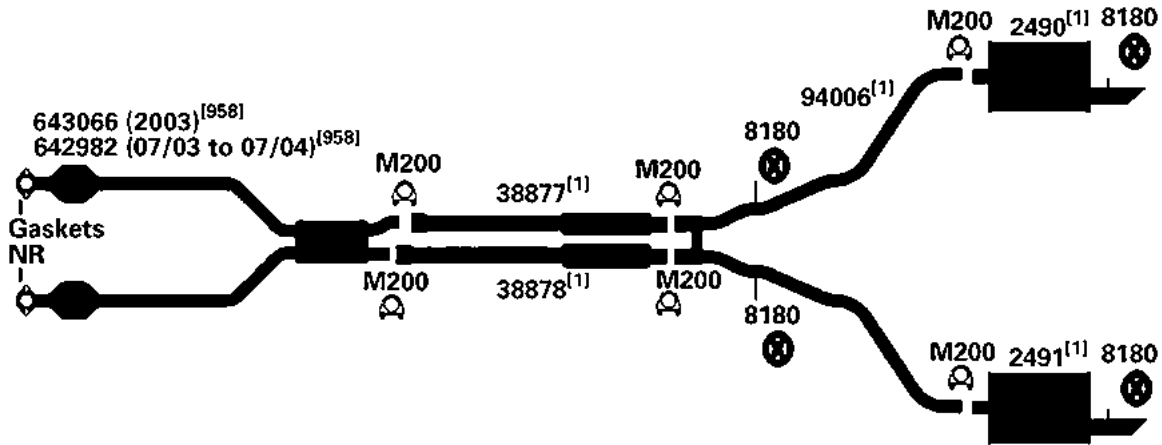
[151] For Proper sound 2208 and 2209 should be replaced as a pair.

[938] Direct fit unit contains front and rear converter body. Only failed converters may be replaced.

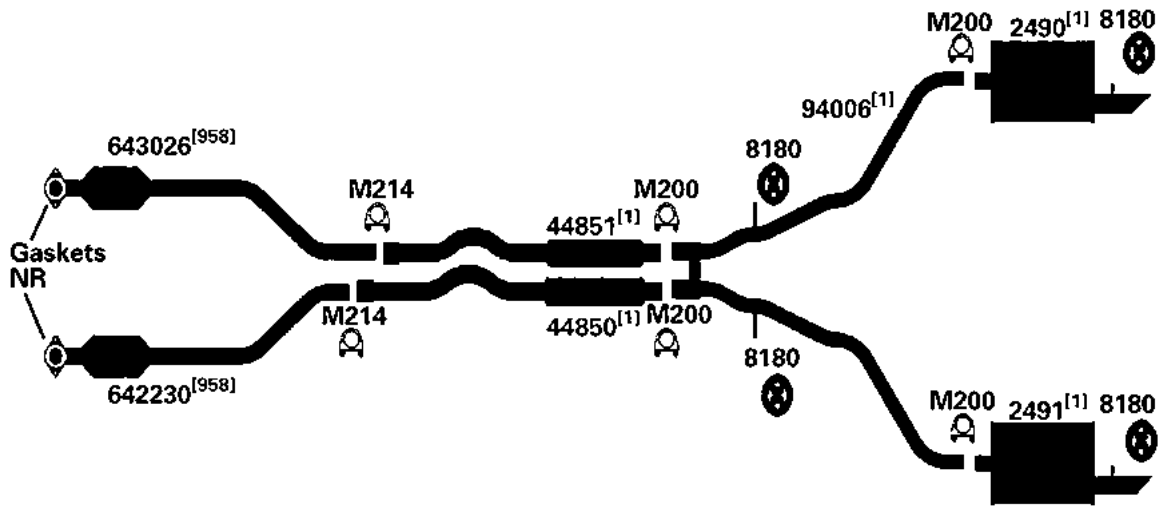
[958] Federal & California Emissions. Not For Sale or Use on vehicles licensed in the state of CA & NY (NY vehicles with CA Emissions). Check with your state authority for details.

LINCOLN LS MODELS

(101950) 03-06 8 Cyl. LS, 3.9L Engine



(101878) 03-05 6 Cyl. LS, 3.0L Engine



NA-Not Available. NR-Not Required. FL-Remove and Re-Use Old Flange. ● Golden Warehouse. O.E.-Original Equipment.

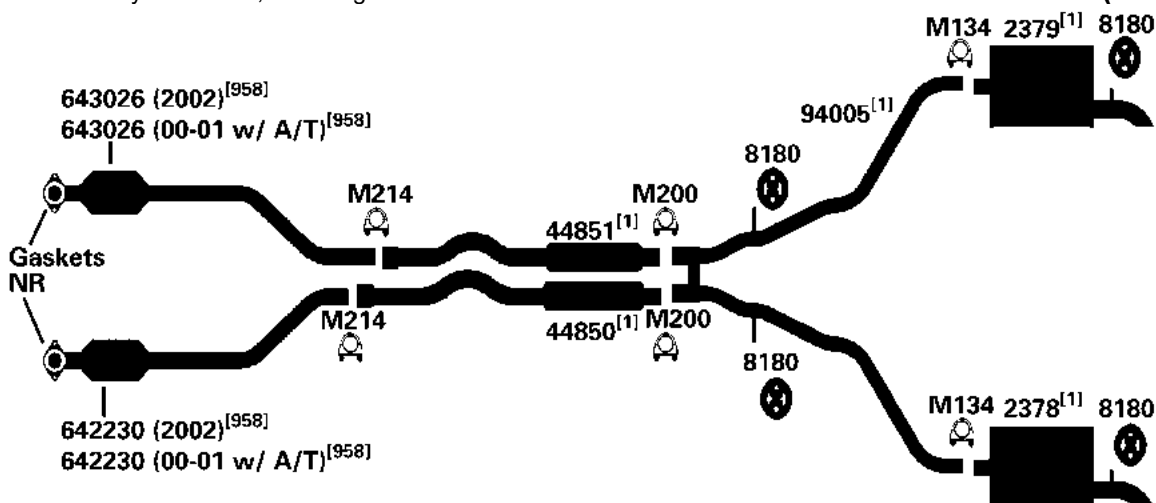
Airtube Kit [4948] may be required to complete installation. EFI-Electronic Fuel Injection.

[1] OE system was a welded assembly. It is recommended that all parts noted [1] should be replaced.

[958] Federal & California Emissions. Not For Sale or Use on vehicles licensed in the state of CA & NY (NY vehicles with CA Emissions). Check with your state authority for details.

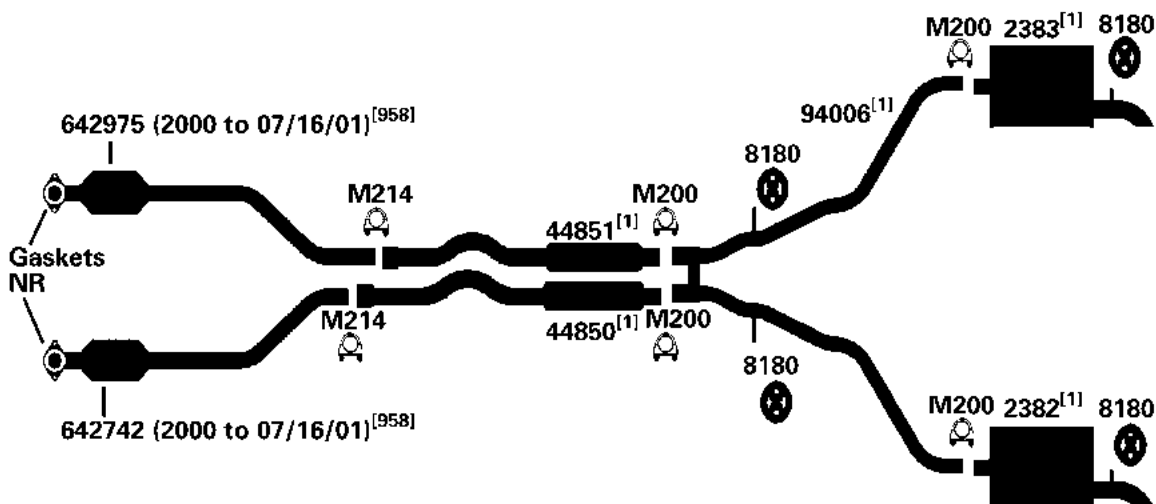
00-02 6 Cyl. LS, 3.0L Engine

(100411)



00-02 8 Cyl. LS, 3.9L Engine

(100412)



NA-Not Available. NR-Not Required. FL-Remove and Re-Use Old Flange. ● Golden Warehouse. O.E.-Original Equipment.

Airtube Kit [4948] may be required to complete installation. EFI-Electronic Fuel Injection.

[1] OE system was a welded assembly. It is recommended that all parts noted [1] should be replaced.

[958] Federal & California Emissions. Not For Sale or Use on vehicles licensed in the state of CA & NY (NY vehicles with CA Emissions). Check with your state authority for details.

LINCOLN MARK LT PICKUP

(101749) 06-08 8 Cyl. Mark LT; 139", 150" W.B.; 5.4L Engine

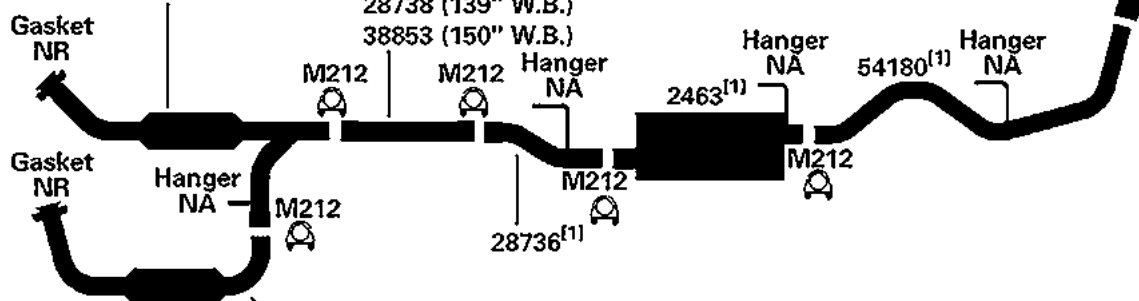
645843 (2WD, Right Conv.)^[958]

645829 (4WD, Right Conv.)^[958]

645218 (4WD, Right w/ 2 Conv., Calif. Emissions, Base Payload, to 08/08/05)^[960]

ST1177S

(Stainless Tip)



645217 (4WD, Left w/ 2 Conv., Calif. Emissions, Base Payload, to 08/08/05)^[960]

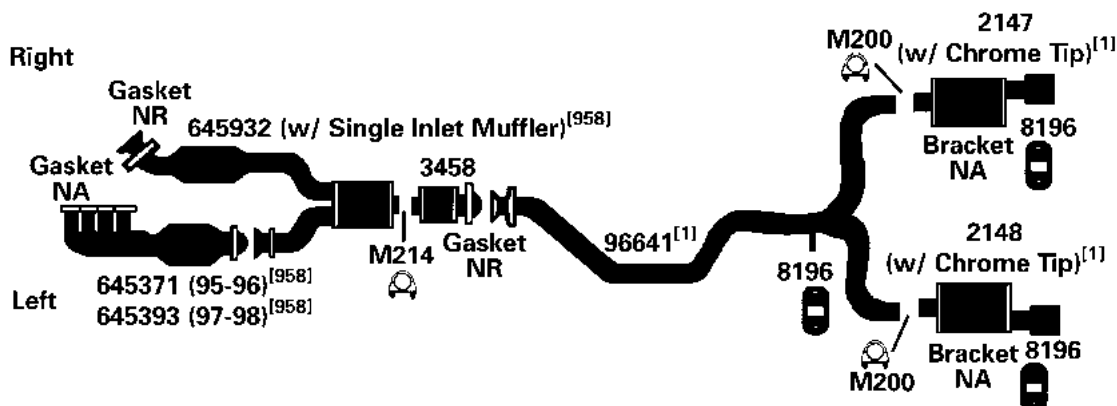
645471 (4WD, Left Conv.)^[958]

645461 (2WD, Left Conv.)^[958]

DIRECT FIT MSL/MAXIMUM Muffler... 700456

LINCOLN MARK VI,VII,VIII

(6278) 95-98 8 Cyl. Mark VIII, 280 (4.6L) Engine, except LSC and 1996 Anniversary Models



NA-Not Available. NR-Not Required. FL-Remove and Re-Use Old Flange. ● Golden Warehouse. O.E.-Original Equipment.

Airtube Kit [4948] may be required to complete installation. EFI-Electronic Fuel Injection.

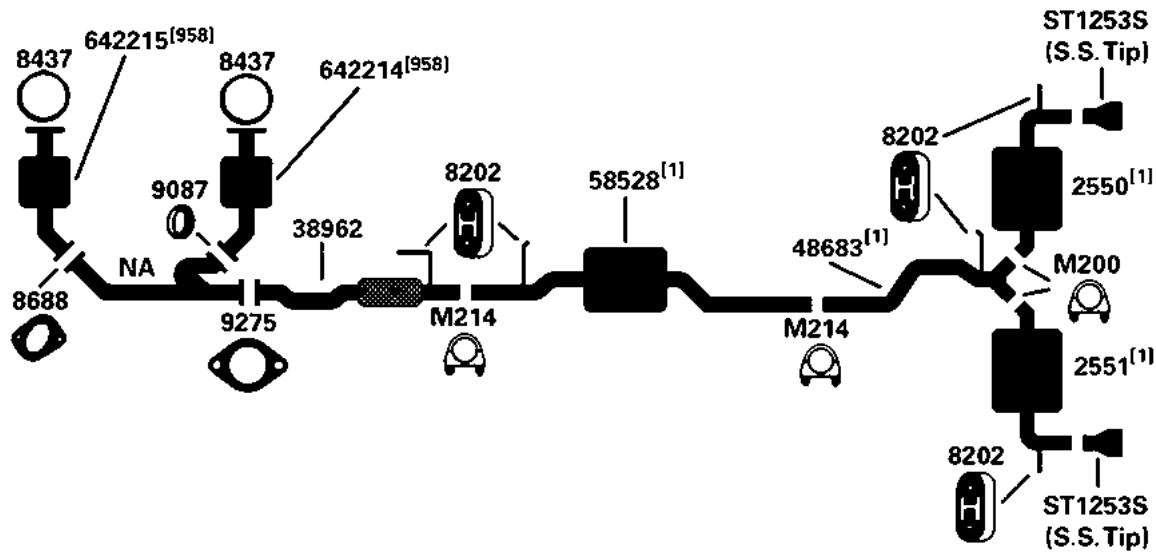
[1] OE system was a welded assembly. It is recommended that all parts noted [1] should be replaced.

[958] Federal & California Emissions. Not For Sale or Use on vehicles licensed in the state of CA & NY (NY vehicles with CA Emissions). Check with your state authority for details.

[960] California Emissions. Not For Sale or Use on vehicles licensed in the state of CA & NY. Check with your state authority.

07-10 6 Cyl. MKX, 3.5L Eng.

(102045)



11-12 4 Cyl. MKZ, 2.5L Engine

(102610)



NA-Not Available. NR-Not Required. FL-Remove and Re-Use Old Flange. ● Golden Warehouse. O.E.-Original Equipment.

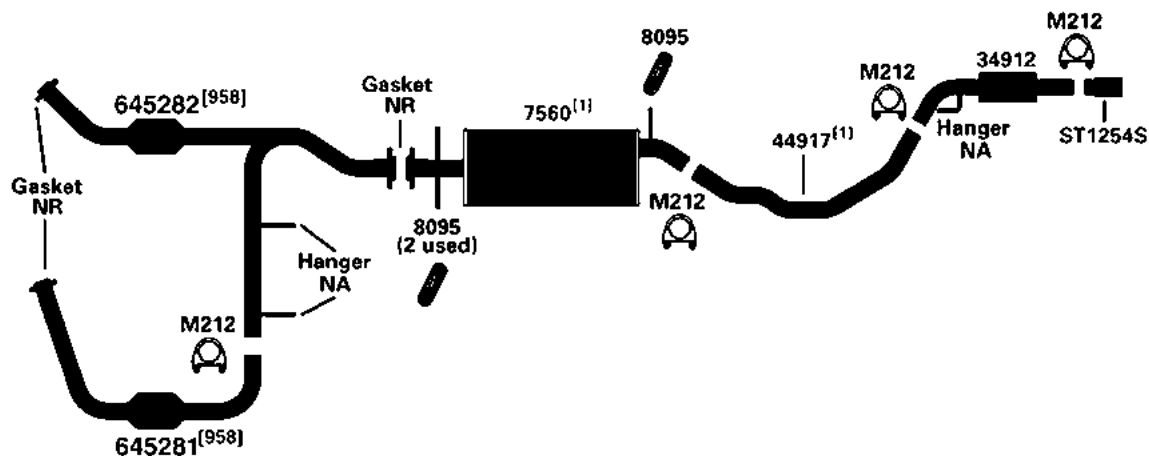
Airtube Kit [4948] may be required to complete installation. EFI-Electronic Fuel Injection.

[1] OE system was a welded assembly. It is recommended that all parts noted [1] should be replaced.

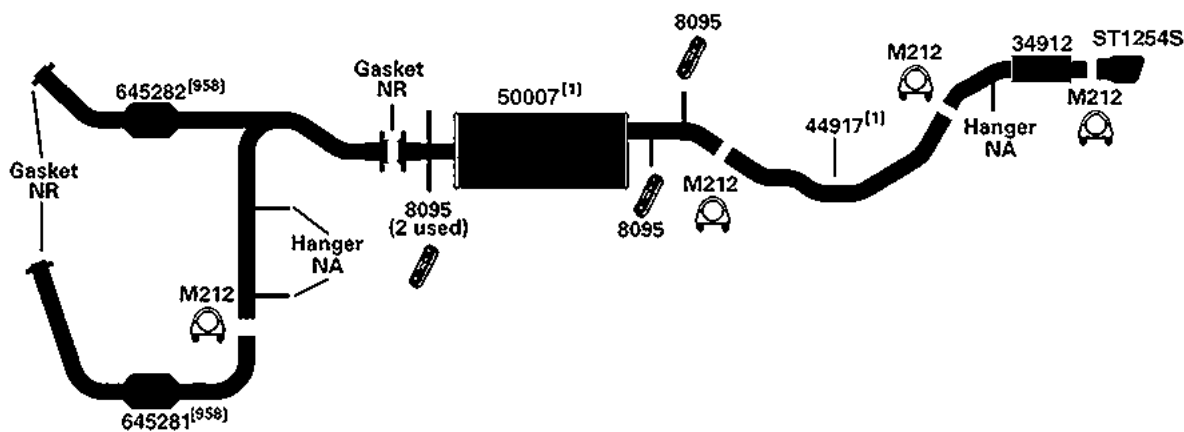
[958] Federal & California Emissions. Not For Sale or Use on vehicles licensed in the state of CA & NY (NY vehicles with CA Emissions). Check with your state authority for details.

LINCOLN NAVIGATOR

(102113) 07-14 8 Cyl. Navigator; 5.4L Engine, 119" W.B., Exc. "L" Submodels



(102639) 07-14 8 Cyl. Navigator; 5.4L Engine, 131" W.B., "L" Submodels



NA-Not Available. NR-Not Required. FL-Remove and Re-Use Old Flange. ● Golden Warehouse. O.E.-Original Equipment.

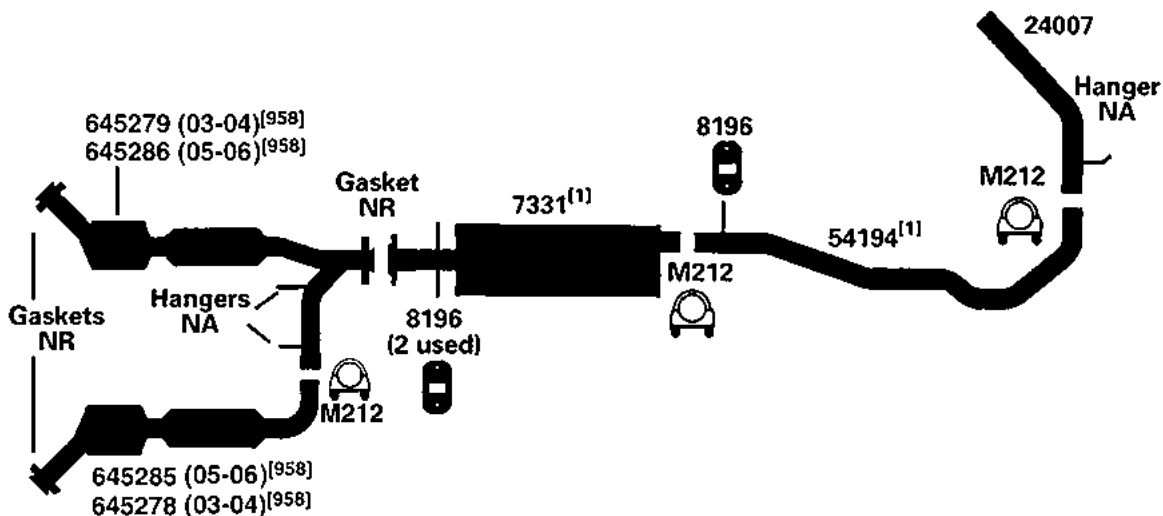
Airtube Kit [4948] may be required to complete installation. EFI-Electronic Fuel Injection.

[1] OE system was a welded assembly. It is recommended that all parts noted [1] should be replaced.

[958] Federal & California Emissions. Not For Sale or Use on vehicles licensed in the state of CA & NY (NY vehicles with CA Emissions). Check with your state authority for details.

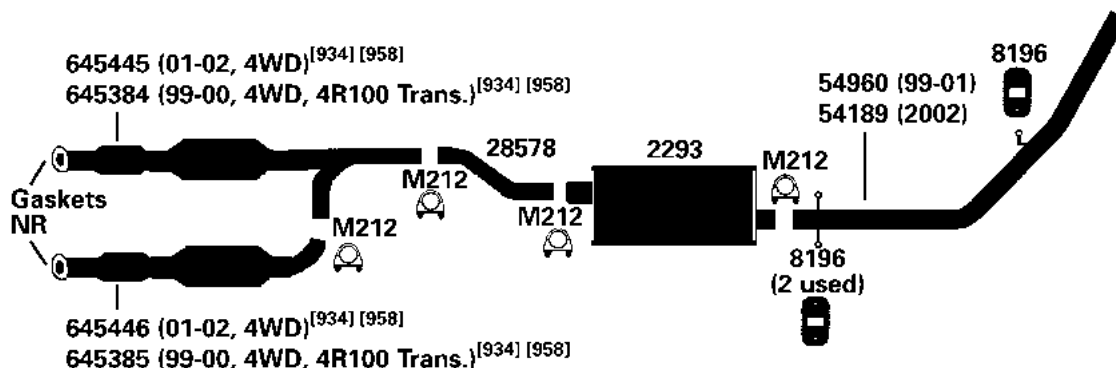
03-06 8 Cyl. Navigator; 5.4L Engine

(101918)



99-02 8 Cyl. Navigator; 5.4L Engine

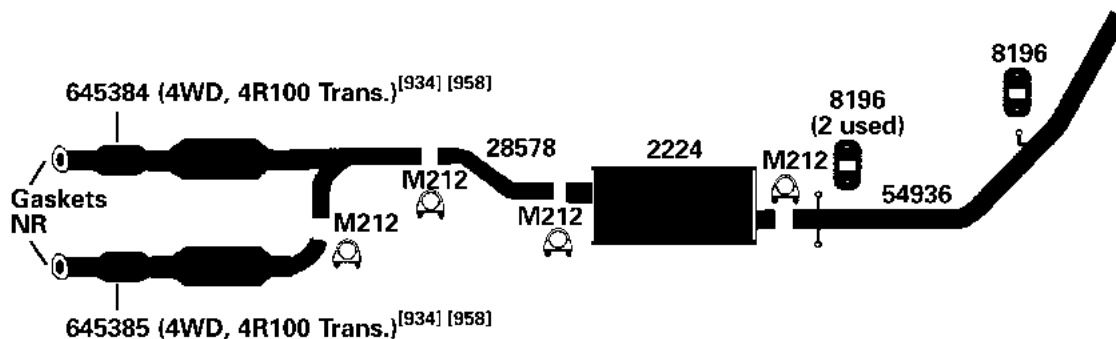
(100375)



DIRECT FIT MSL/MAXIMUM Muffler... 700346

1998 8 Cyl. Navigator; 5.4L Engine

(100126)



DIRECT FIT MSL/MAXIMUM Muffler... 700344

NA-Not Available. NR-Not Required. FL-Remove and Re-Use Old Flange. ● Golden Warehouse. O.E.-Original Equipment.
Airtube Kit [4948] may be required to complete installation. EFI-Electronic Fuel Injection.

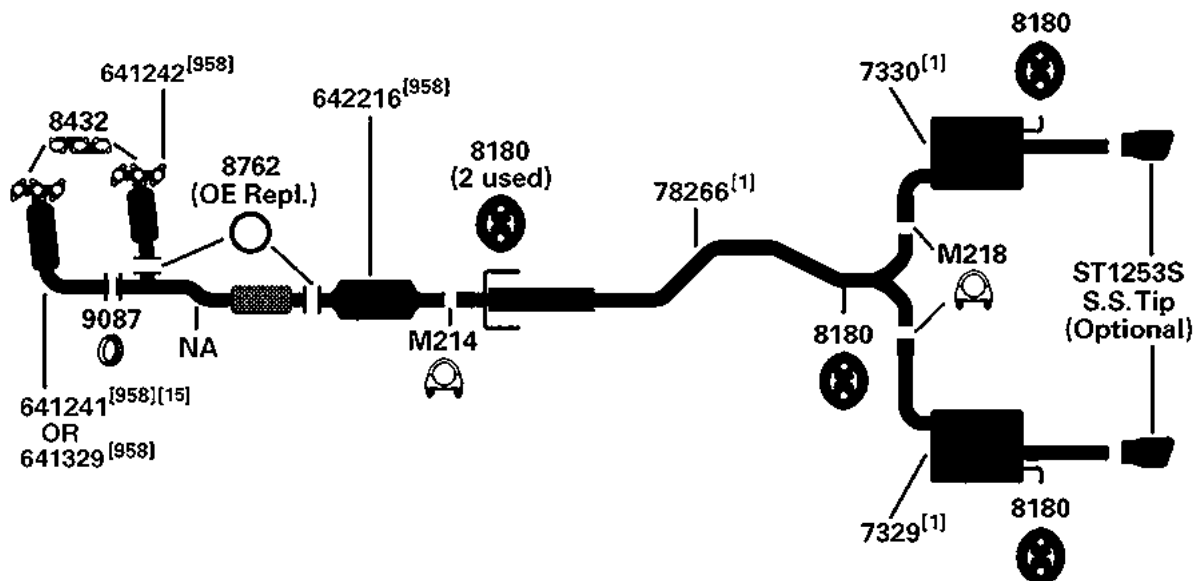
[1] OE system was a welded assembly. It is recommended that all parts noted [1] should be replaced.

[934] Replaces multiple OE Converters. Only failed converters may be replaced.

[958] Federal & California Emissions. Not For Sale or Use on vehicles licensed in the state of CA & NY (NY vehicles with CA Emissions). Check with your state authority for details.

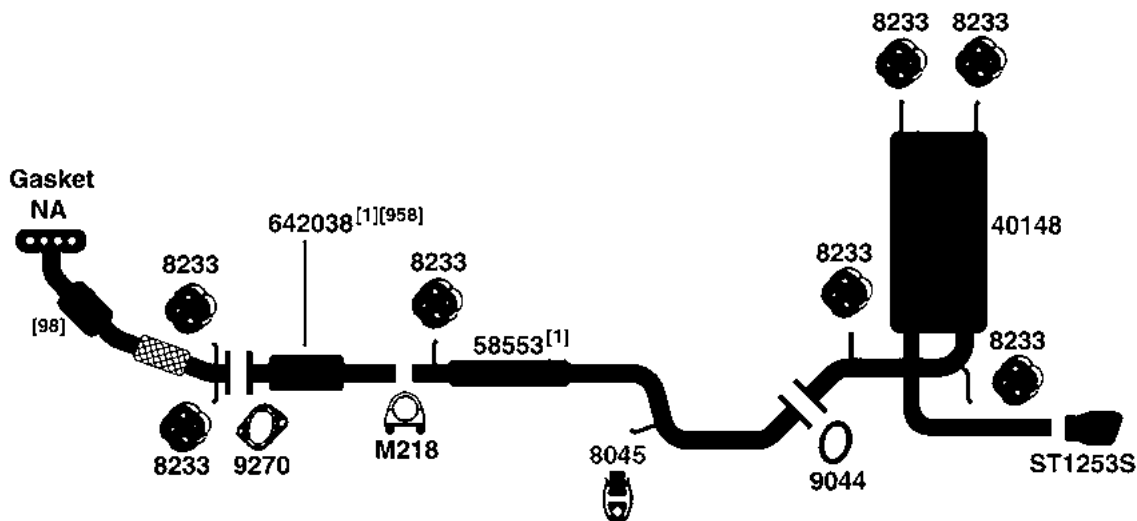
LINCOLN ZEPHYR

(102059) 2006 6 Cyl. Zephyr, 3.0L Engine



MAZDA MAZDA 3

(102676) 10-12 4 Cyl. Mazda 3, 2.0L Engine



NA-Not Available. NR-Not Required. FL-Remove and Re-Use Old Flange. ● Golden Warehouse. O.E.-Original Equipment.

Airtube Kit [4948] may be required to complete installation. EFI-Electronic Fuel Injection.

[1] OE system was a welded assembly. It is recommended that all parts noted [1] should be replaced.

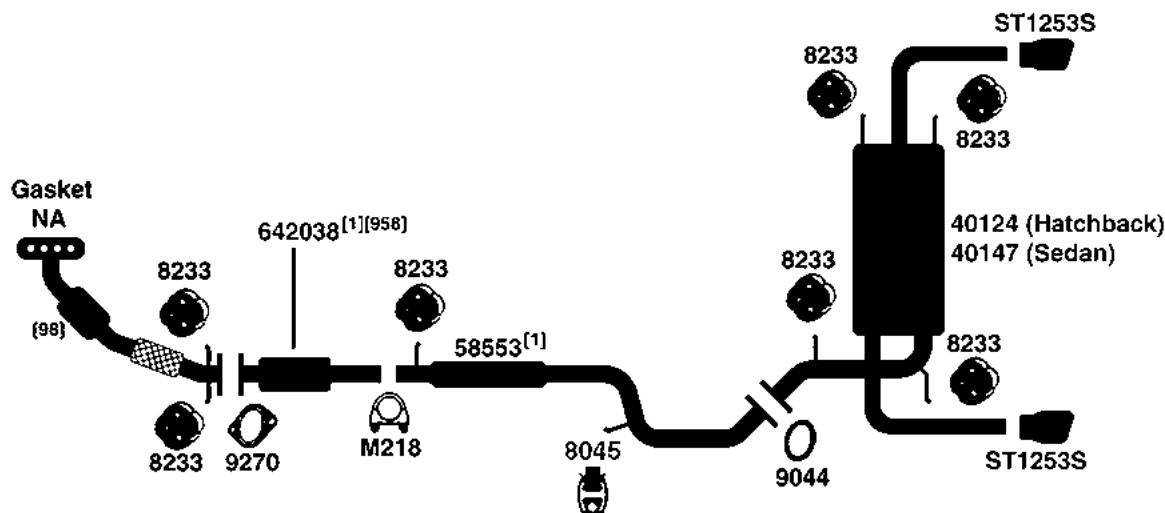
[15] Discontinued, use until inventory is depleted.

[98] Refer to current Catalytic Converter catalog or Website catalog for availability.

[958] Federal & California Emissions. Not For Sale or Use on vehicles licensed in the state of CA & NY (NY vehicles with CA Emissions). Check with your state authority for details.

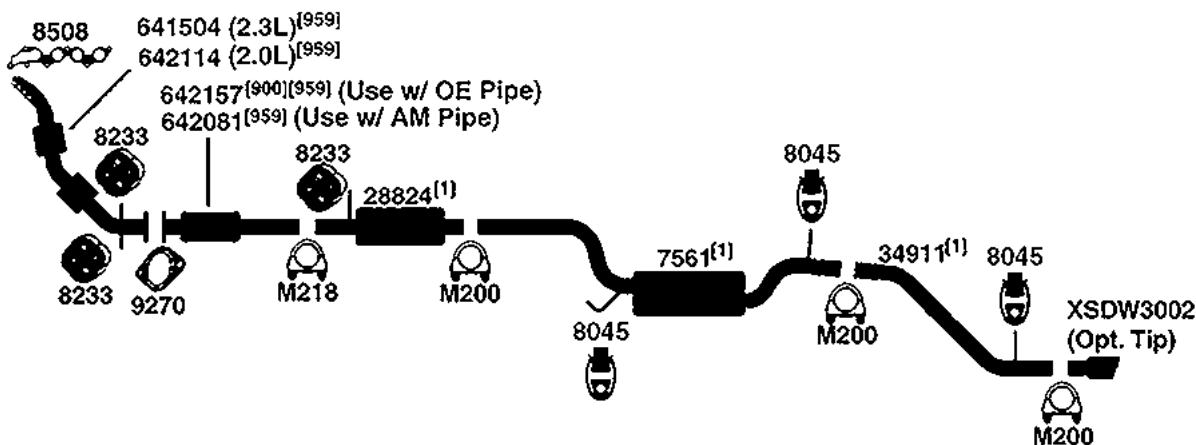
10-12 4 Cyl. Mazda 3, 2.5L Engine

(102677)



2009 4 Cyl. Mazda 3, 2.3L Engine, Exc. Turbo, Federal Emissions
07-09 4 Cyl. Mazda 3, 2.0L Engine, Federal Emissions
07-08 4 Cyl. Mazda 3, 2.3L Engine, Exc. Turbo, Federal Emissions

(102125)



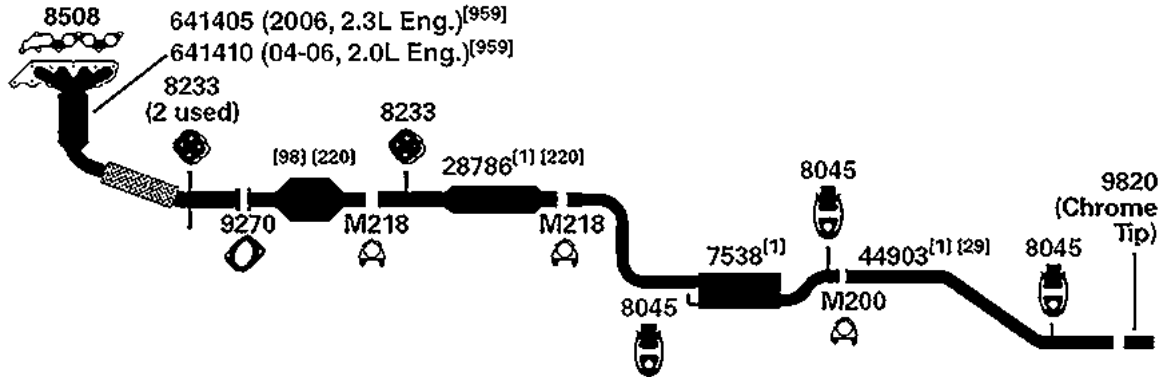
NA-Not Available. NR-Not Required. FL-Remove and Re-Use Old Flange. ● Golden Warehouse. O.E.-Original Equipment.
Airtube Kit [4948] may be required to complete installation. EFI-Electronic Fuel Injection.

- [1] OE system was a welded assembly. It is recommended that all parts noted [1] should be replaced.
[98] Refer to current Catalytic Converter catalog or Website catalog for availability.

- [900] Direct fit converter may require resizing, cutting or bushing.
[958] Federal & California Emissions. Not For Sale or Use on vehicles licensed in the state of CA & NY (NY vehicles with CA Emissions). Check with your state authority for details.
[959] Federal Emissions. Not For Sale or Use on vehicles licensed in the state of CA. Check with your state authority.

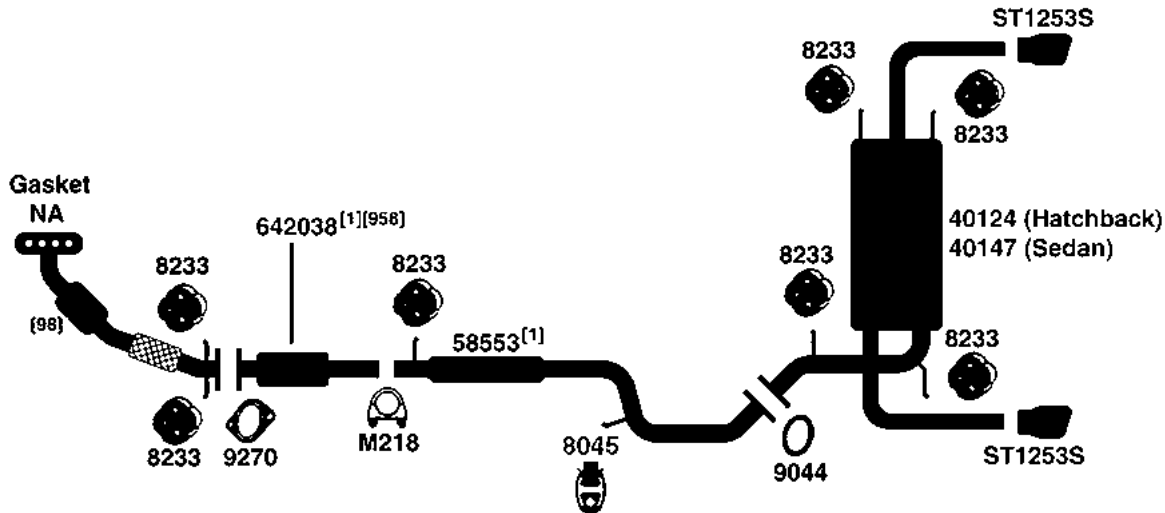
MAZDA 3

(101874) 04-06 4 Cyl. Mazda 3, 2.0L, 2.3L Engine, exc. California Models



MAZDA 3 SPORT

(102677) 2012 4 Cyl. Mazda 3 Sport, 2.5L Engine



NA-Not Available. NR-Not Required. FL-Remove and Re-Use Old Flange. ● Golden Warehouse. O.E.-Original Equipment.

Airtube Kit [4948] may be required to complete installation. EFI-Electronic Fuel Injection.

[1] OE system was a welded assembly. It is recommended that all parts noted [1] should be replaced.

[29] Cut as required.

[98] Refer to current Catalytic Converter catalog or Website catalog for availability.

[220] The O.E. extension pipe must be cut off 4" behind the pipe to converter weld.

[958] Federal & California Emissions. Not For Sale or Use on vehicles licensed in the state of CA & NY (NY vehicles with CA Emissions). Check with your state authority for details.

[959] Federal Emissions. Not For Sale or Use on vehicles licensed in the state of CA. Check with your state authority.

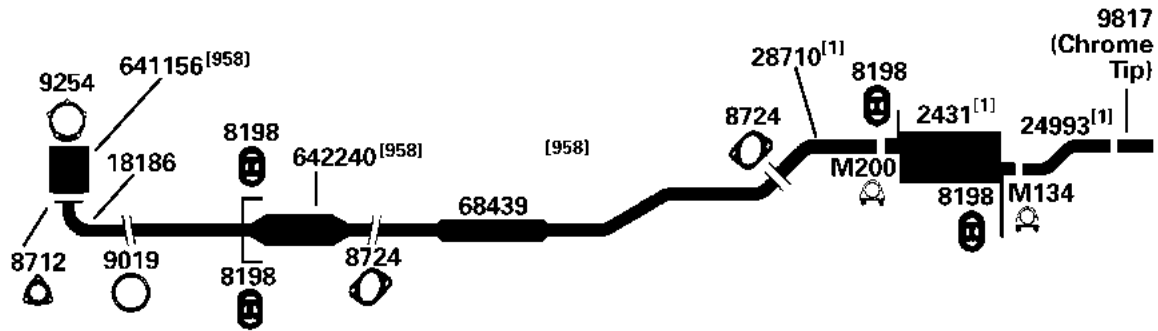
01-03 4 Cyl. Protege, 2.0L Engine; except Mazdaspeed Models

(100488)

01-03

4 Cyl.


Protege, 2.0L Engine; except Mazdaspeed Models



DIRECT FIT MSL/MAXIMUM Muffler... 700415

99-01 4 Cyl. Protege, 1.6L, 1.8L Engine

(100487)



DIRECT FIT MSL/MAXIMUM Muffler... 700415

NA-Not Available. NR-Not Required. FL-Remove and Re-Use Old Flange. ● Golden Warehouse. O.E.-Original Equipment.

Airtube Kit [4948] may be required to complete installation. EFI-Electronic Fuel Injection.

[1] OE system was a welded assembly. It is recommended that all parts noted [1] should be replaced.

[958] Federal & California Emissions. Not For Sale or Use on vehicles licensed in the state of CA & NY (NY vehicles with CA Emissions). Check with your state authority for details.

(11404) **95-98** 4 Cyl. Protege, DX, LX Models, 1.5L Engine

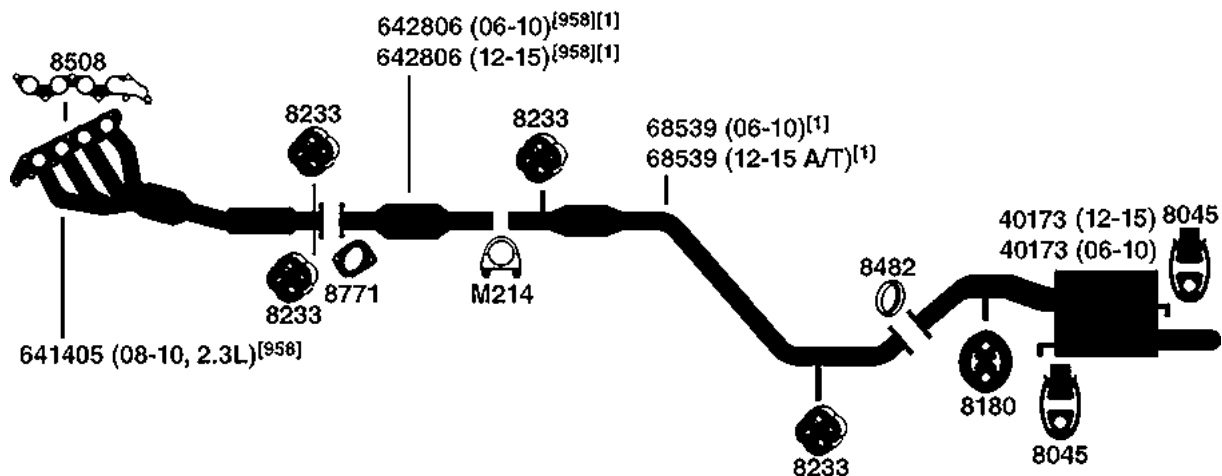


Airtube Kit [4948] may be required to complete installation. EFI-Electronic Fuel Injection.

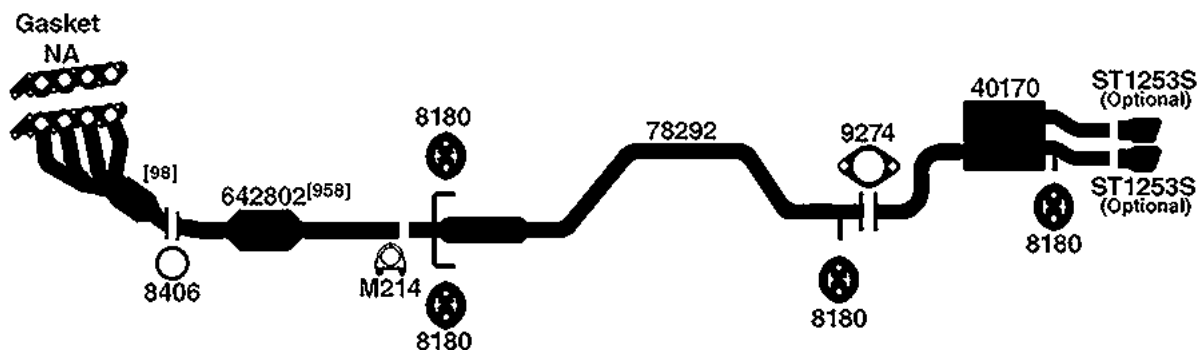
[958] Federal & California Emissions. Not For Sale or Use on vehicles licensed in the state of CA & NY (NY vehicles with CA Emissions). Check with your state authority for details.

MAZDA 5

12-15 4 Cyl. Mazda 5, 2.5L Engine
 06-10 4 Cyl. Mazda 5, 2.3L Engine

(102699)**MAZDA 6**

09-13 4 Cyl. Mazda 6, 2.5L Eng.

(102709)

NA-Not Available. NR-Not Required. FL-Remove and Re-Use Old Flange. ● Golden Warehouse. O.E.-Original Equipment.

Airtube Kit [4948] may be required to complete installation. EFI-Electronic Fuel Injection.

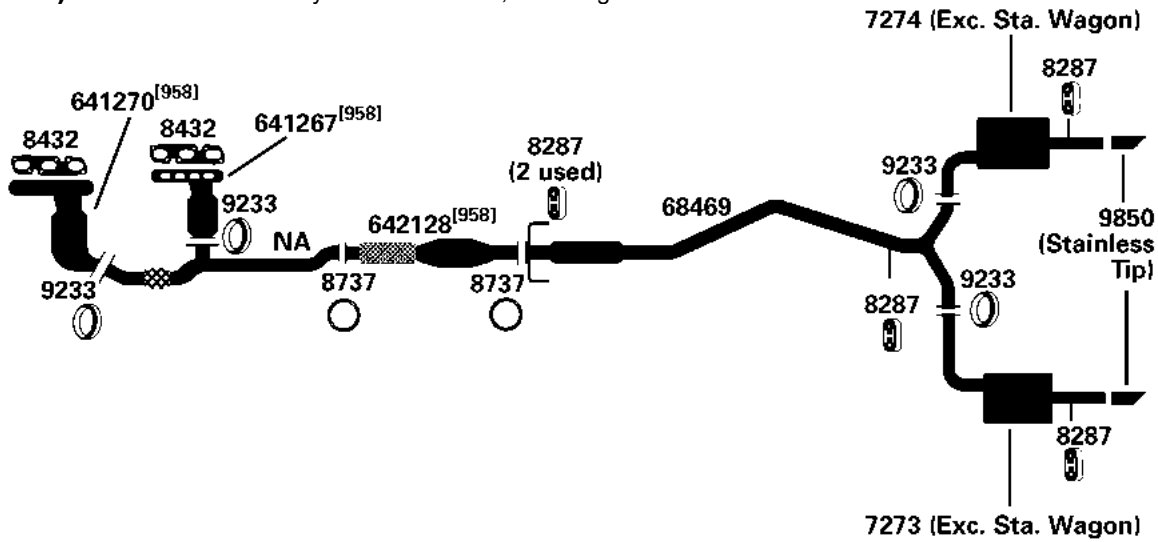
[1] OE system was a welded assembly. It is recommended that all parts noted [1] should be replaced.

[98] Refer to current Catalytic Converter catalog or Website catalog for availability.

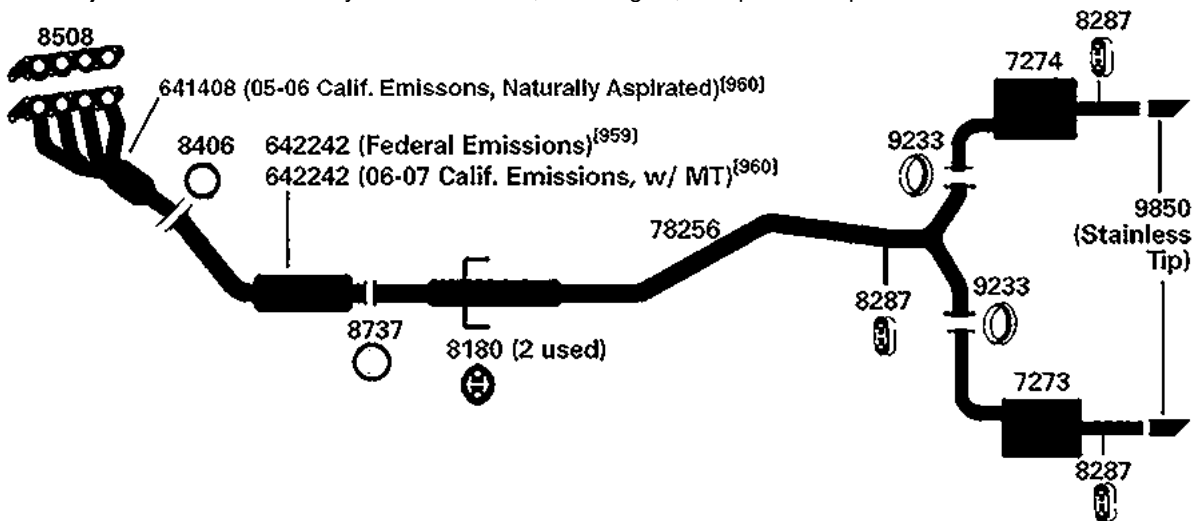
[958] Federal & California Emissions. Not For Sale or Use on vehicles licensed in the state of CA & NY (NY vehicles with CA Emissions). Check with your state authority for details.

MAZDA 6

(101941) 06-08 6 Cyl. Mazda 6, 3.0L Engine



(101943) 03-08 4 Cyl. Mazda 6, 2.3L Engine; except Mazdaspeed Models



NA-Not Available. NR-Not Required. FL-Remove and Re-Use Old Flange. ● Golden Warehouse. O.E.-Original Equipment.

Airtube Kit [4948] may be required to complete installation. EFI-Electronic Fuel Injection.

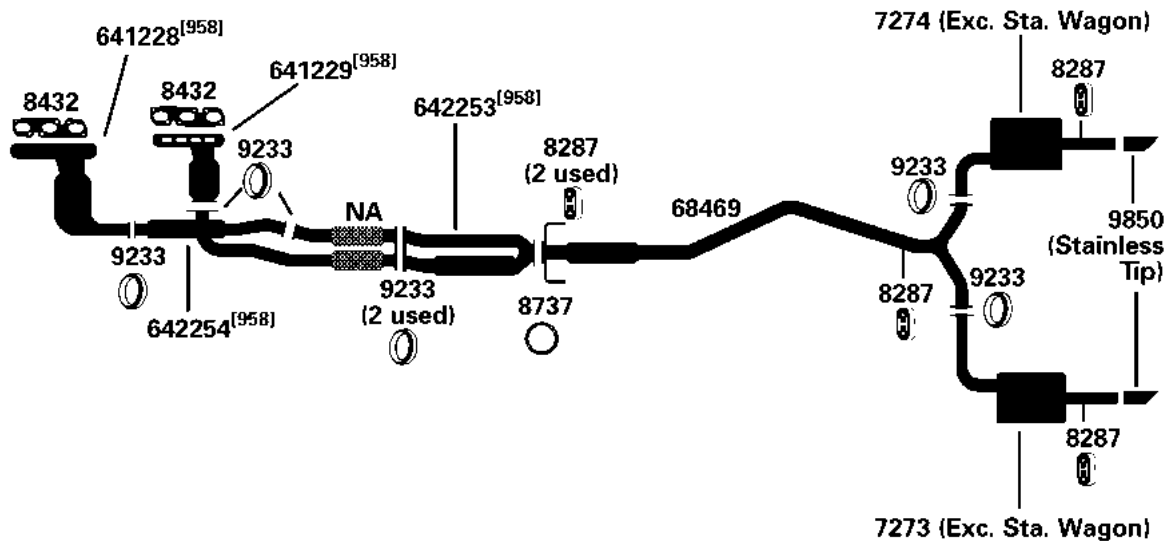
[958] Federal & California Emissions. Not For Sale or Use on vehicles licensed in the state of CA & NY (NY vehicles with CA Emissions). Check with your state authority for details.

[959] Federal Emissions. Not For Sale or Use on vehicles licensed in the state of CA. Check with your state authority.

[960] California Emissions. Not For Sale or Use on vehicles licensed in the state of CA & NY. Check with your state authority.

03-05 6 Cyl. Mazda 6, 3.0L Engine

(101942)



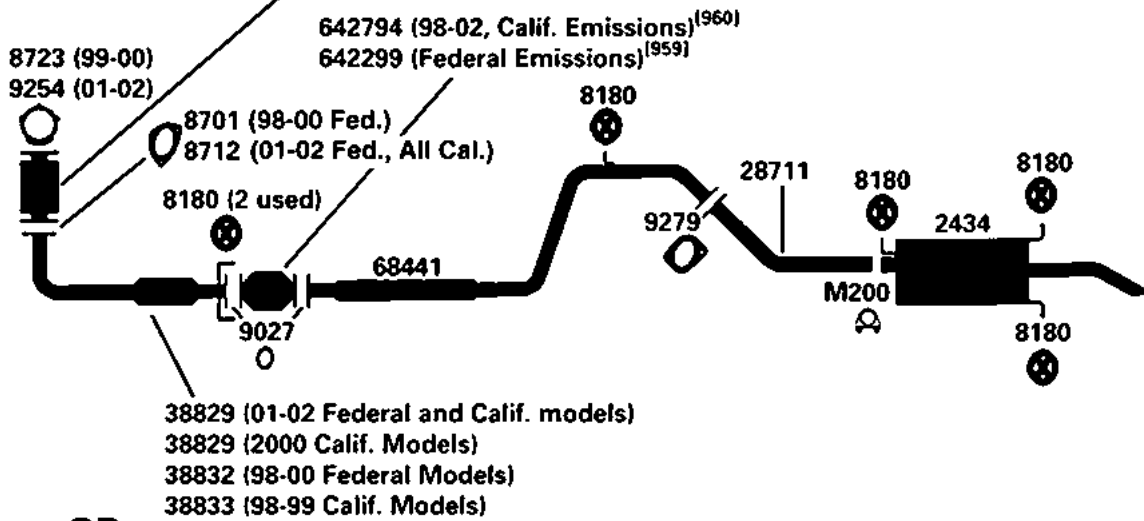
NA-Not Available. NR-Not Required. FL-Remove and Re-Use Old Flange. ● Golden Warehouse. O.E.-Original Equipment.
 # Airtube Kit [4948] may be required to complete installation. EFI-Electronic Fuel Injection.

^[958] Federal & California Emissions. Not For Sale or Use on vehicles licensed in the state of CA & NY (NY vehicles with CA Emissions). Check with your state authority for details.

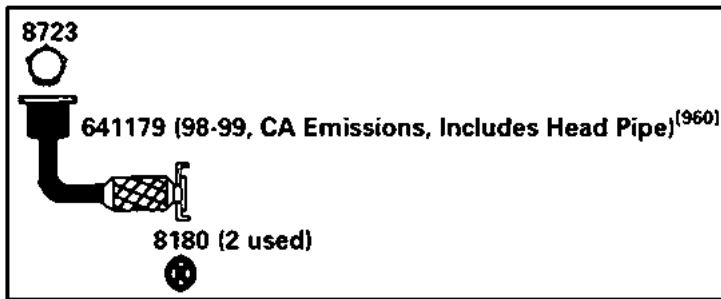
MAZDA 626

(100491) 98-02 4 Cyl. 626, 2.0L Engine

641175 (00-02, Calif. Emissions)^[960]



OR



DIRECT FIT MSL/MAXIMUM Muffler... 700418

NA-Not Available. NR-Not Required. FL-Remove and Re-Use Old Flange. ● Golden Warehouse. O.E.-Original Equipment.

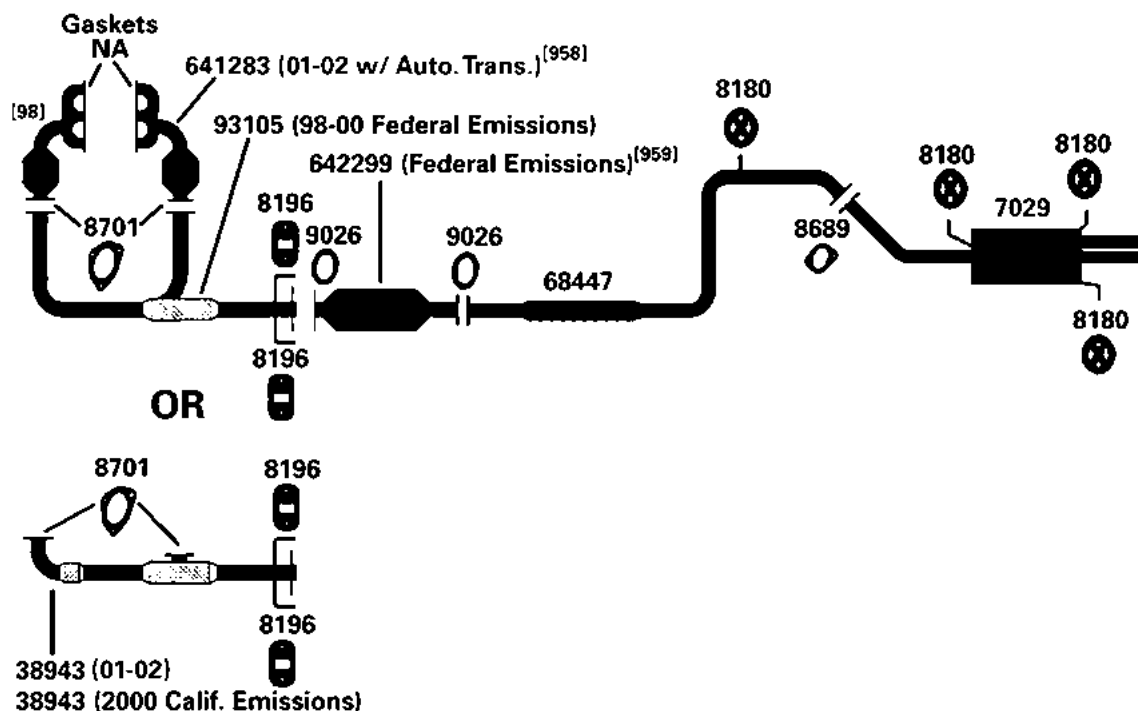
Airtube Kit [4948] may be required to complete installation. EFI-Electronic Fuel Injection.

^[959] Federal Emissions. Not For Sale or Use on vehicles licensed in the state of CA. Check with your state authority.

^[960] California Emissions. Not For Sale or Use on vehicles licensed in the state of CA & NY. Check with your state authority.

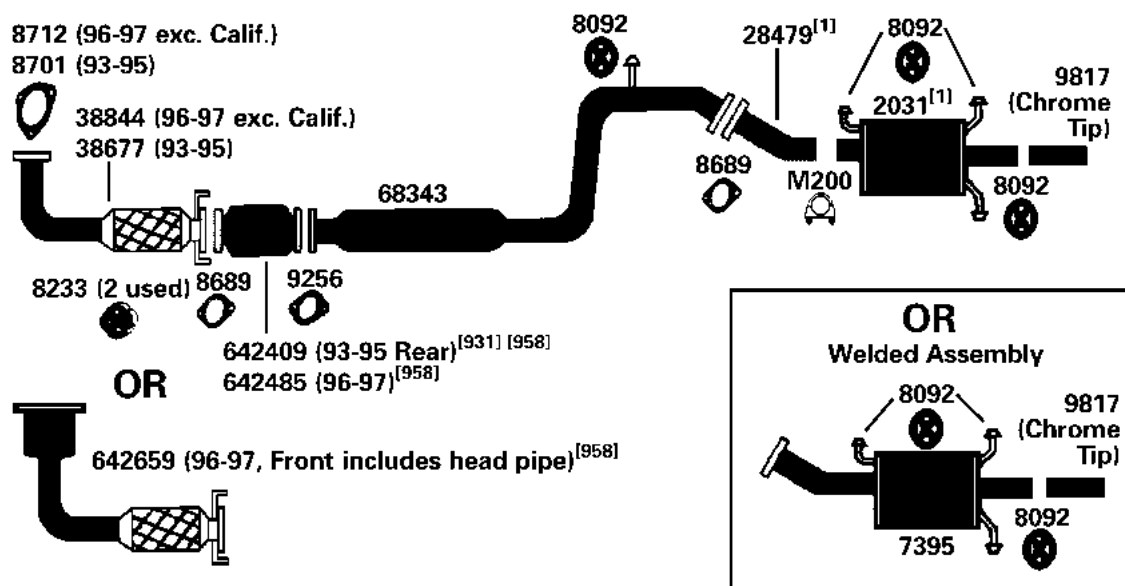
98-02 6 Cyl. 626, 2.5L Engine

(100627)



95-97 4 Cyl. 626, 2.0L Engine

(6515)



DIRECT FIT MSL/MAXIMUM Muffler... Split System- 700155

NA-Not Available. NR-Not Required. FL-Remove and Re-Use Old Flange. ● Golden Warehouse. O.E.-Original Equipment.

Airtube Kit [4948] may be required to complete installation. EFI-Electronic Fuel Injection.

[1] OE system was a welded assembly. It is recommended that all parts noted [1] should be replaced.

[98] Refer to current Catalytic Converter catalog or Website catalog for availability.

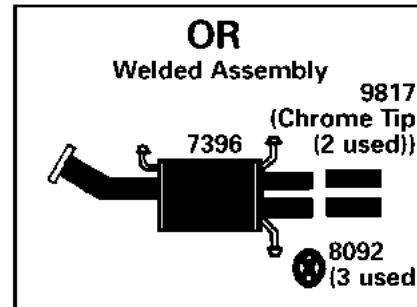
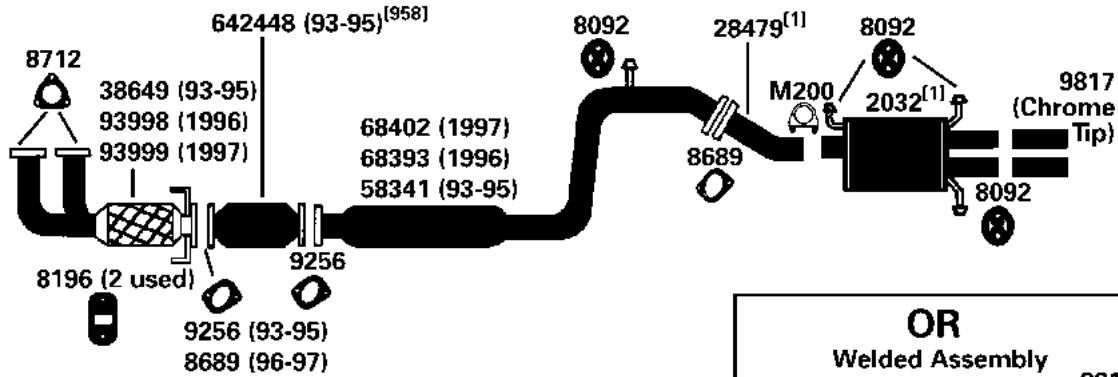
[931] This unit was designed to fit many applications. Measurement of the old unit and cutting of new unit is required.

[958] Federal & California Emissions. Not For Sale or Use on vehicles licensed in the state of CA & NY (NY vehicles with CA Emissions). Check with your state authority for details.

[959] Federal Emissions. Not For Sale or Use on vehicles licensed in the state of CA. Check with your state authority.

MAZDA 626

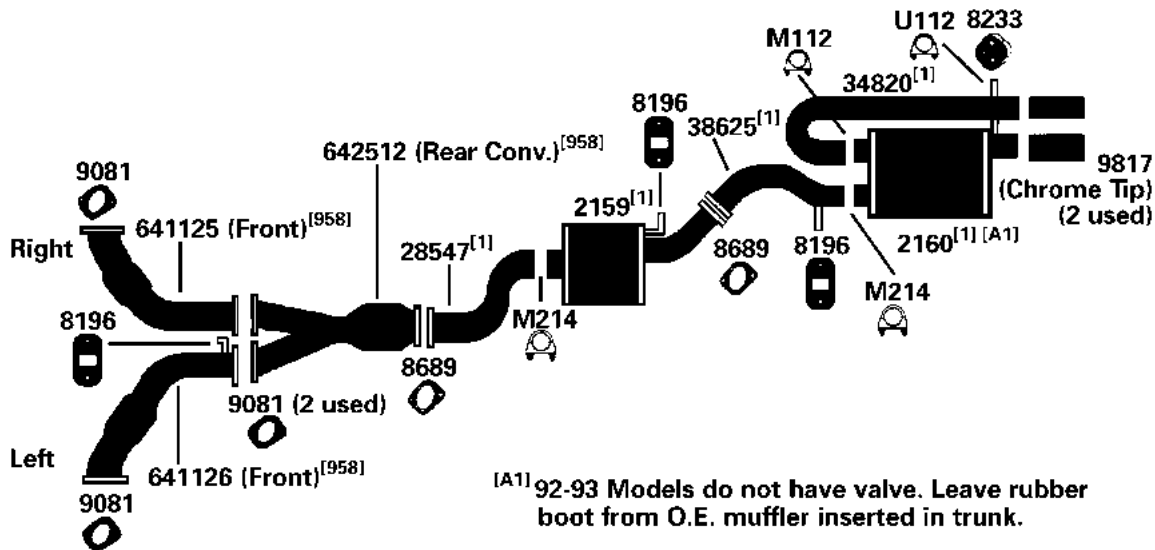
(6514) 95-97 6 Cyl. 626, 2.5L Engine



DIRECT FIT MSL/MAXIMUM Muffler... Split System- 700212

MAZDA 929

(12301) 1995 6 Cyl. 929, 3.0L Engine, DOHC



DIRECT FIT MSL/MAXIMUM Muffler... Front Muffler- 700251, Rear Muffler- 700412 [A1]

NA-Not Available. NR-Not Required. FL-Remove and Re-Use Old Flange. ● Golden Warehouse. O.E.-Original Equipment.

Airtube Kit [4948] may be required to complete installation. EFI-Electronic Fuel Injection.

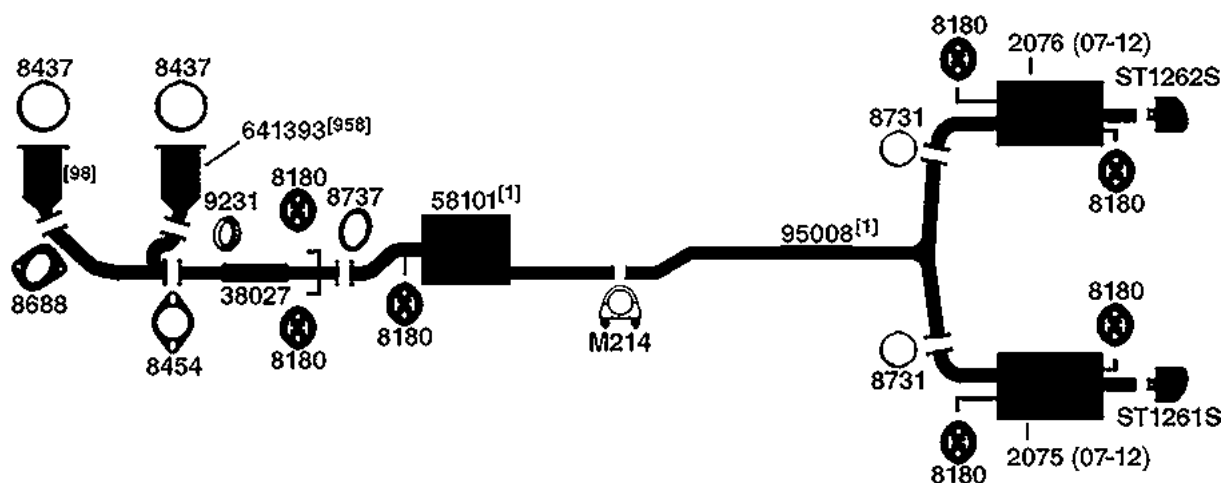
[1] OE system was a welded assembly. It is recommended that all parts noted [1] should be replaced.

[958] Federal & California Emissions. Not For Sale or Use on vehicles licensed in the state of CA & NY (NY vehicles with CA Emissions). Check with your state authority for details.

MAZDA CX-9

08-15 6 Cyl. CX9, 3.7L Engine
2007 6 Cyl. CX9, 3.5L Engine

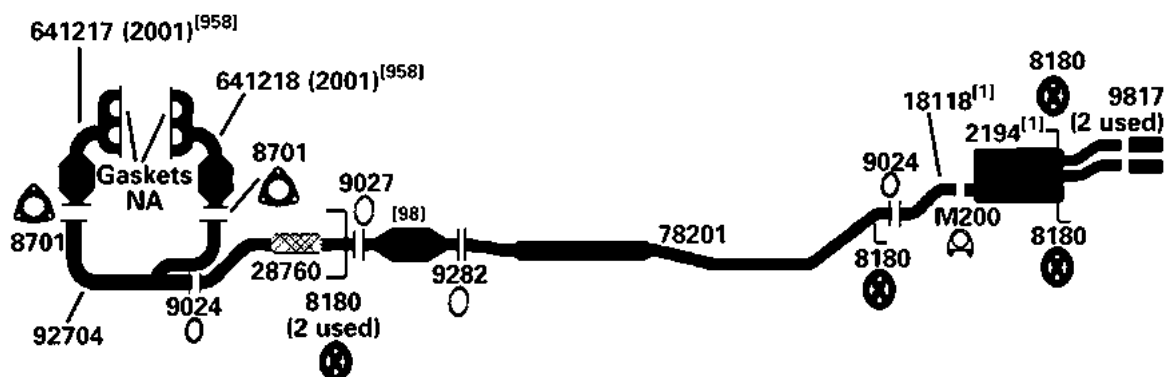
(102700)



MAZDA MILLENIA

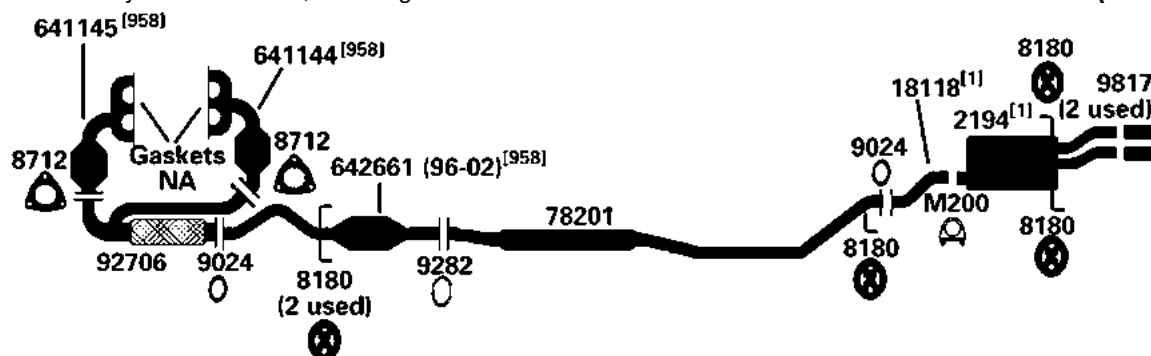
01-02 6 Cyl. Millenia, 2.5L Engine

(101933)



95-02 6 Cyl. Millenia, 2.3L Engine

(6400)



NA-Not Available. NR-Not Required. FL-Remove and Re-Use Old Flange. ● Golden Warehouse. O.E.-Original Equipment.

Airtube Kit [4948] may be required to complete installation. EFI-Electronic Fuel Injection.

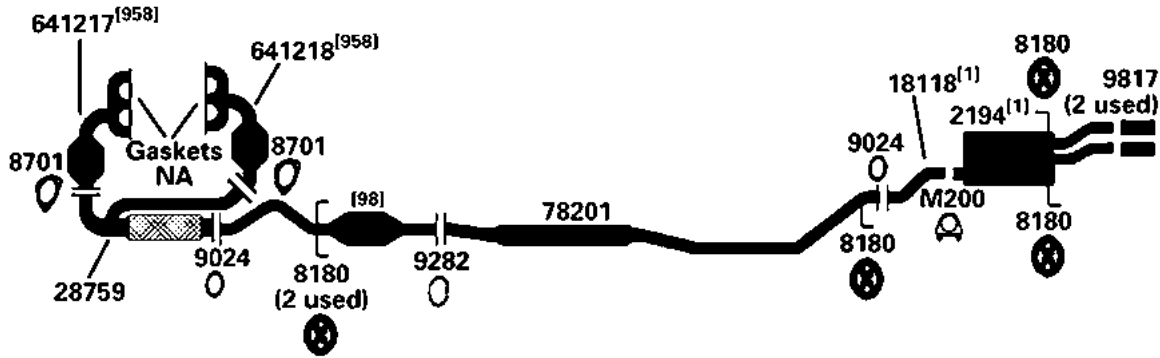
[1] OE system was a welded assembly. It is recommended that all parts noted [1] should be replaced.

[98] Refer to current Catalytic Converter catalog or Website catalog for availability.

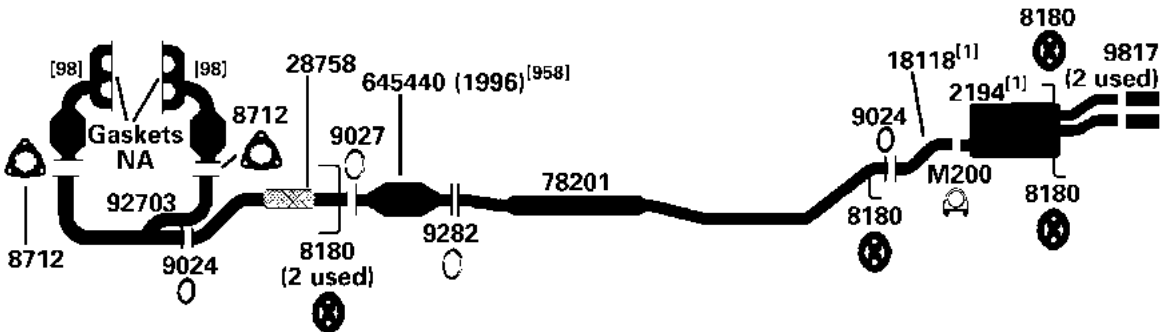
[958] Federal & California Emissions. Not For Sale or Use on vehicles licensed in the state of CA & NY (NY vehicles with CA Emissions). Check with your state authority for details.

MAZDA MILLENIA

(101932) 97-00 6 Cyl. Millenia, 2.5L Engine

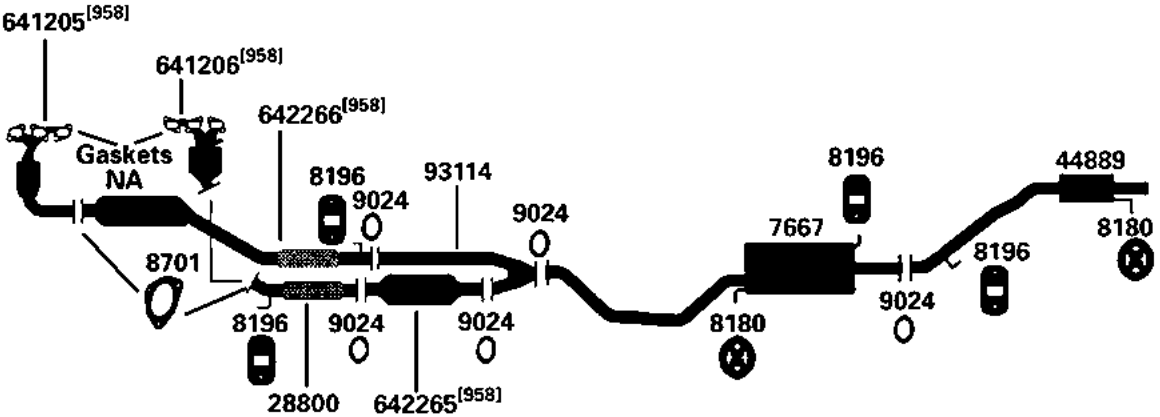


(101931) 95-96 6 Cyl. Millenia, 2.5L Engine



MAZDA MPV

(100617) 02-06 6 Cyl. MPV; 3.0L Engine



NA-Not Available. NR-Not Required. FL-Remove and Re-Use Old Flange. ● Golden Warehouse. O.E.-Original Equipment.

Airtube Kit [4948] may be required to complete installation. EFI-Electronic Fuel Injection.

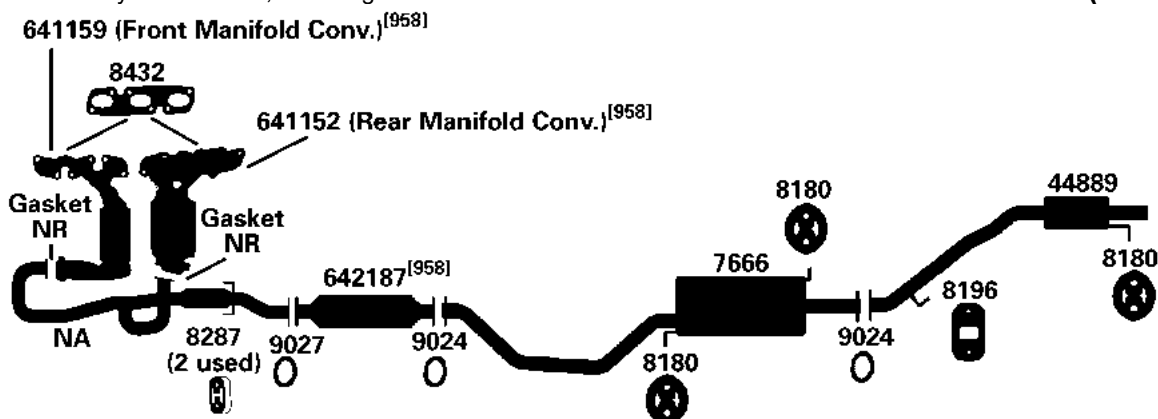
[1] OE system was a welded assembly. It is recommended that all parts noted [1] should be replaced.

[98] Refer to current Catalytic Converter catalog or Website catalog for availability.

[958] Federal & California Emissions. Not For Sale or Use on vehicles licensed in the state of CA & NY (NY vehicles with CA Emissions). Check with your state authority for details.

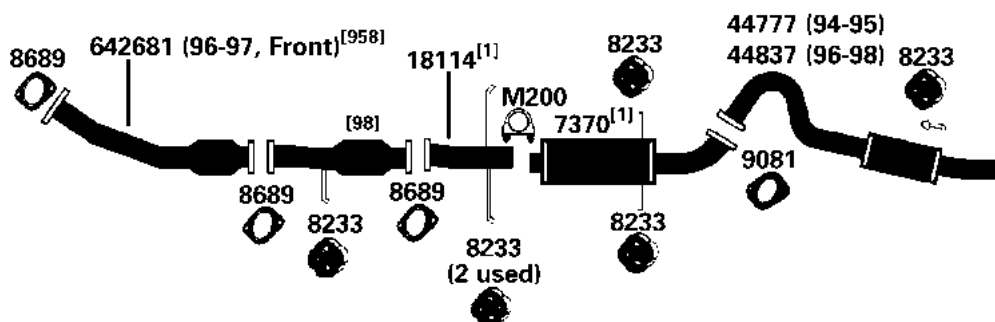
00-01 6 Cyl. MPV; 2.5L Engine

(100605)



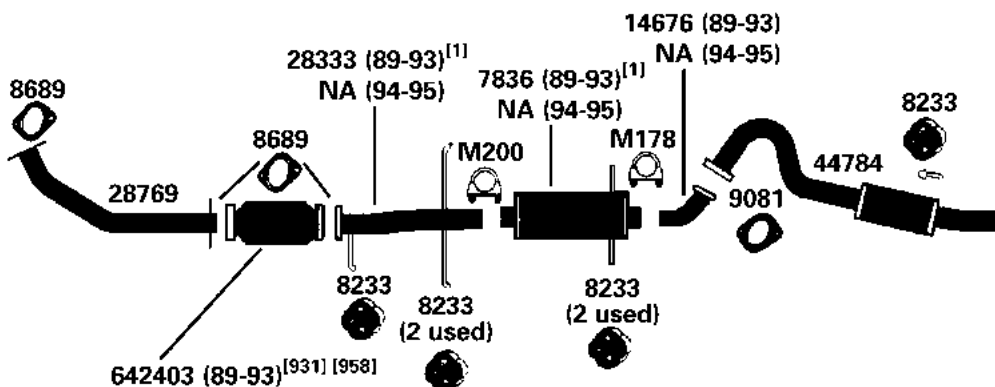
95-98 6 Cyl. MPV; 3.0L Engine, 2 W.D. (From 8-1-94)

(30413)



1995 6 Cyl. MPV; 3.0L Engine, 4 W.D.

(30411)



UNIVERSAL FIT MSL/MAXIMUM Muffler... Front Muffler- 6512, 709994

NA-Not Available. NR-Not Required. FL-Remove and Re-Use Old Flange. ● Golden Warehouse. O.E.-Original Equipment.

Airtube Kit [4948] may be required to complete installation. EFI-Electronic Fuel Injection.

[1] OE system was a welded assembly. It is recommended that all parts noted [1] should be replaced.

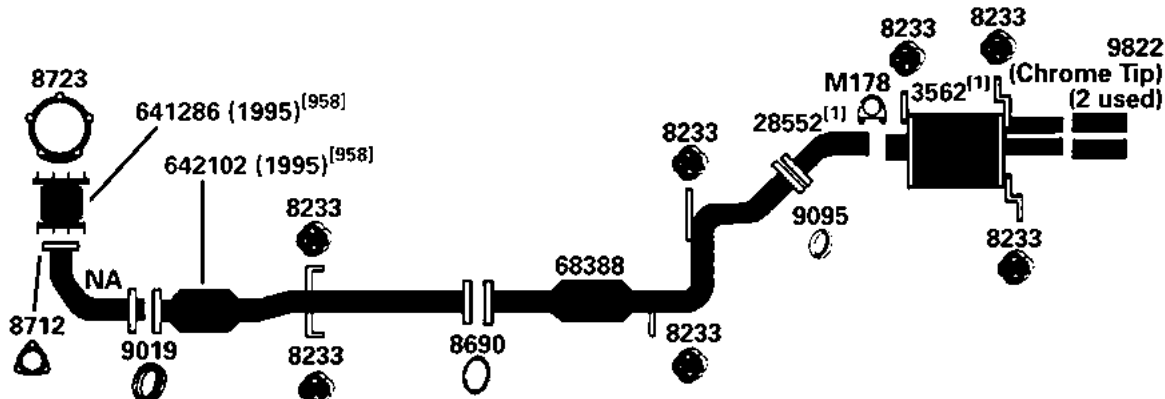
[98] Refer to current Catalytic Converter catalog or Website catalog for availability.

[931] This unit was designed to fit many applications. Measurement of the old unit and cutting of new unit is required.

[958] Federal & California Emissions. Not For Sale or Use on vehicles licensed in the state of CA & NY (NY vehicles with CA Emissions). Check with your state authority for details.

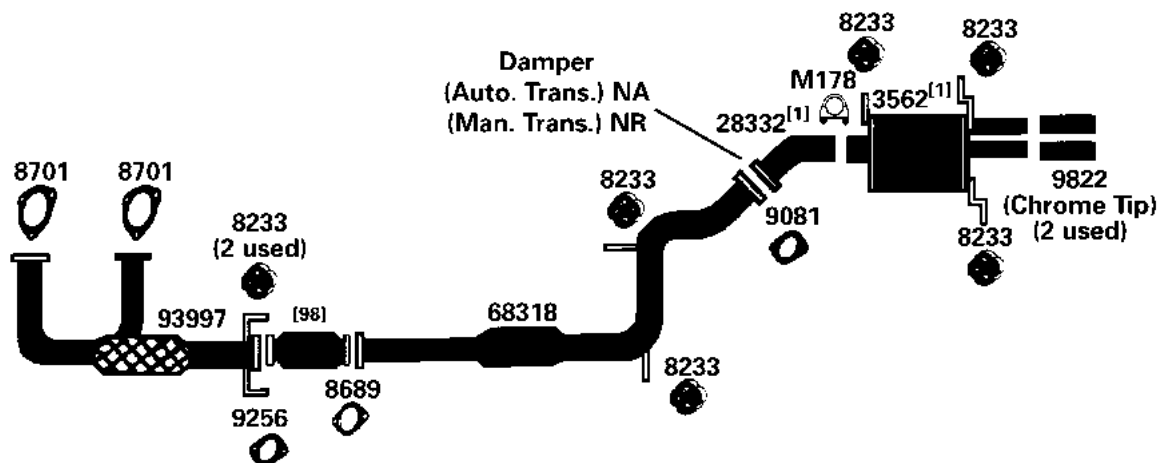
MAZDA MX-3

(13777) 1995 4 Cyl. MX-3, 1.6L Engine



DIRECT FIT MSL/MAXIMUM Muffler... 700287

(13775) 1995 6 Cyl. MX-3, 1.8L Engine



DIRECT FIT MSL/MAXIMUM Muffler... 700287

NA-Not Available. NR-Not Required. FL-Remove and Re-Use Old Flange. ● Golden Warehouse. O.E.-Original Equipment.

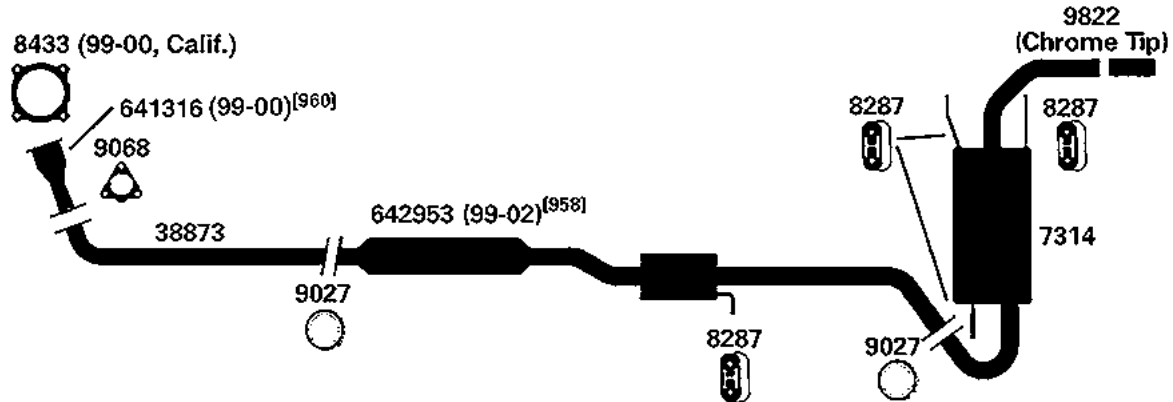
Airtube Kit [4948] may be required to complete installation. EFI-Electronic Fuel Injection.

[1] OE system was a welded assembly. It is recommended that all parts noted [1] should be replaced.

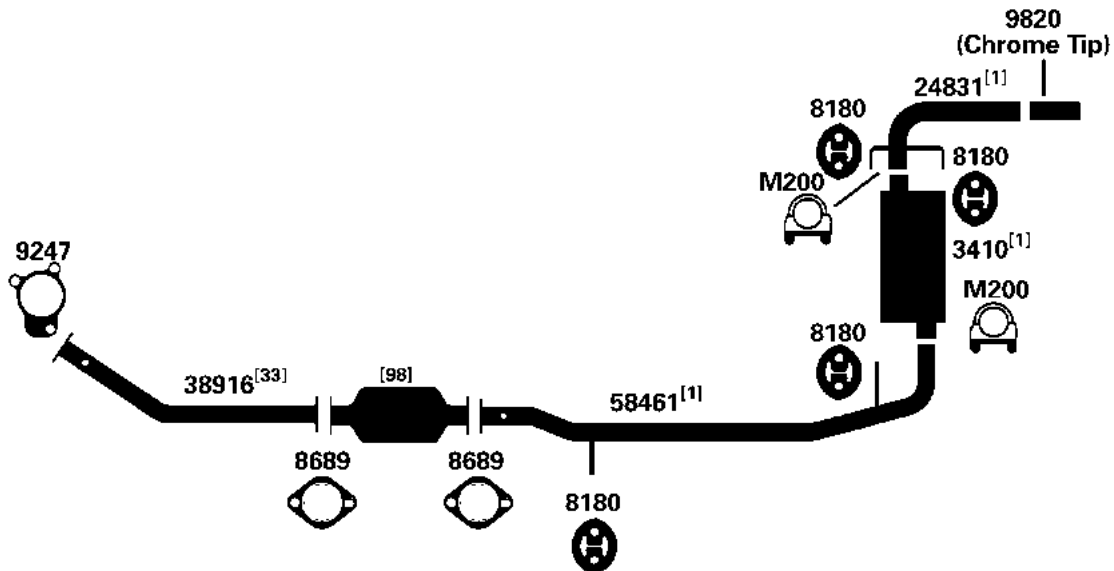
[98] Refer to current Catalytic Converter catalog or Website catalog for availability.

[958] Federal & California Emissions. Not For Sale or Use on vehicles licensed in the state of CA & NY (NY vehicles with CA Emissions). Check with your state authority for details.

01-05	4 Cyl.	MX-5 Miata, 1.8L Engine, Federal and Calif. w/ Automatic Trans., exc. Mazdaspeed Models	(100824)
99-05	4 Cyl.	MX-5 Miata, 1.8L Engine, Federal and Calif. w/ Manual Trans., exc. Mazdaspeed Models	



96-97	4 Cyl.	MX-5 Miata, 1.8L Engine	(100606)
-------	--------	-------------------------	----------



DIRECT FIT MSL/MAXIMUM Muffler... 700320, UNIVERSAL FIT MSL/MAXIMUM Muffler... 709017

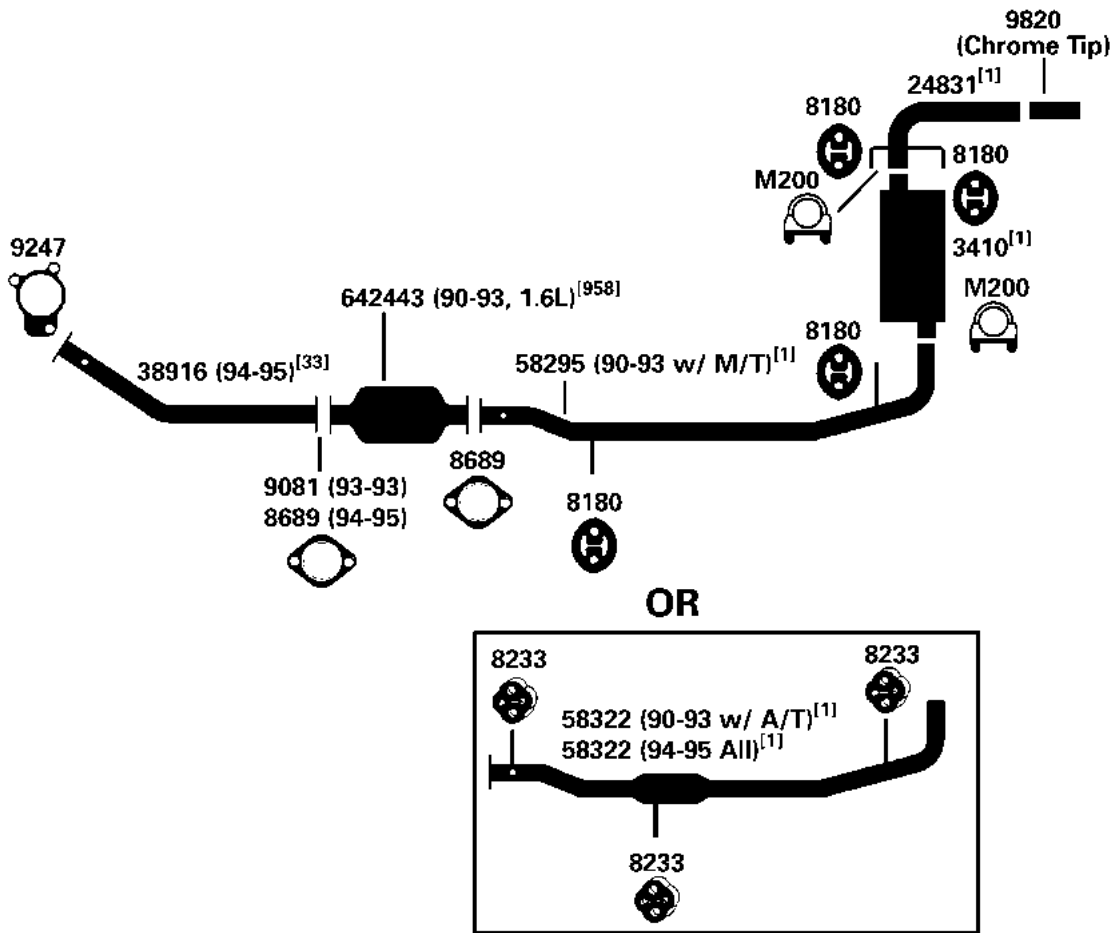
NA-Not Available. NR-Not Required. FL-Remove and Re-Use Old Flange. ● Golden Warehouse. O.E.-Original Equipment.
Airtube Kit [4948] may be required to complete installation. EFI-Electronic Fuel Injection.

- [1] OE system was a welded assembly. It is recommended that all parts noted [1] should be replaced.
[33] Remove and re-use O.E. heat shield.
[98] Refer to current Catalytic Converter catalog or Website catalog for availability.

- [958] Federal & California Emissions. Not For Sale or Use on vehicles licensed in the state of CA & NY (NY vehicles with CA Emissions). Check with your state authority for details.
[960] California Emissions. Not For Sale or Use on vehicles licensed in the state of CA & NY. Check with your state authority.

MAZDA MX-5 MIATA

(12750) 1995 4 Cyl. MX-5 Miata, 1.6L and 1.8L Engine



DIRECT FIT MSL/MAXIMUM Muffler... 700320, UNIVERSAL FIT MSL/MAXIMUM Muffler... 709017

NA-Not Available. NR-Not Required. FL-Remove and Re-Use Old Flange. ● Golden Warehouse. O.E.-Original Equipment.

Airtube Kit [4948] may be required to complete installation. EFI-Electronic Fuel Injection.

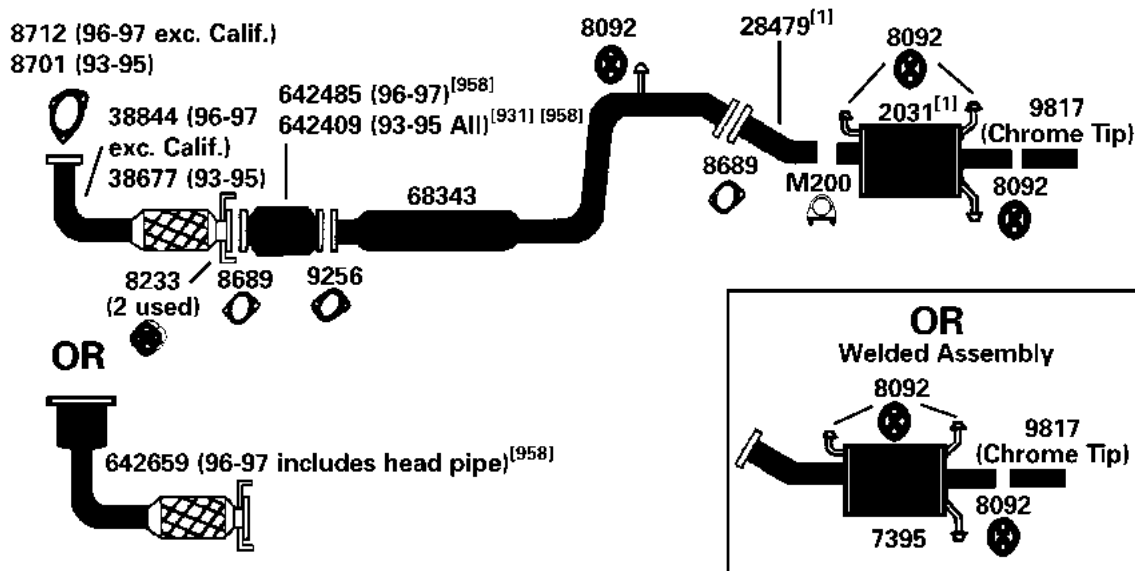
[1] OE system was a welded assembly. It is recommended that all parts noted [1] should be replaced.

[33] Remove and re-use O.E. heat shield.

[98] Refer to current Catalytic Converter catalog or Website catalog for availability.
[958] Federal & California Emissions. Not For Sale or Use on vehicles licensed in the state of CA & NY (NY vehicles with CA Emissions). Check with your state authority for details.

95-97 4 Cyl. MX-6, 2.0L Engine

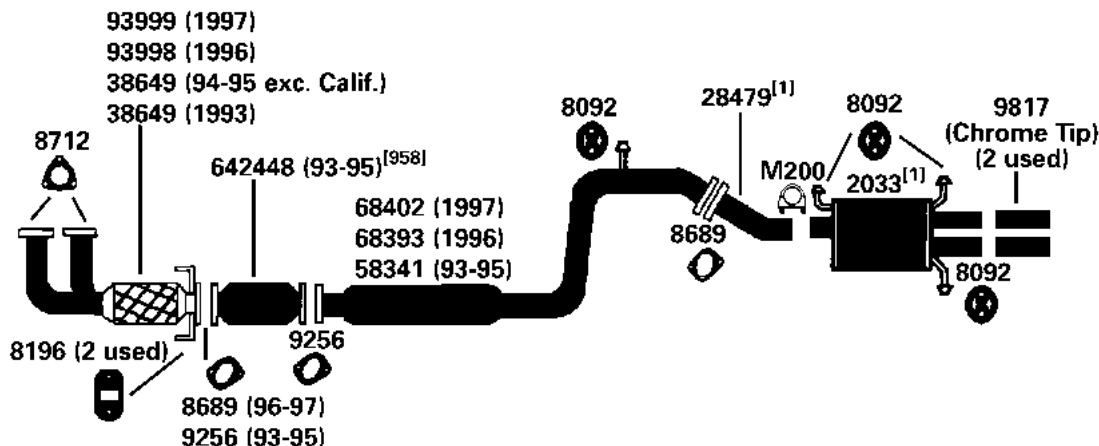
(12353)



DIRECT FIT MSL/MAXIMUM Muffler... Split System- 700155

95-97 6 Cyl. MX-6, 2.5L Engine

(12352)



DIRECT FIT MSL/MAXIMUM Muffler... 700213

NA-Not Available. NR-Not Required. FL-Remove and Re-Use Old Flange. ● Golden Warehouse. O.E.-Original Equipment.

Airtube Kit [4948] may be required to complete installation. EFI-Electronic Fuel Injection.

[1] OE system was a welded assembly. It is recommended that all parts noted [1] should be replaced.

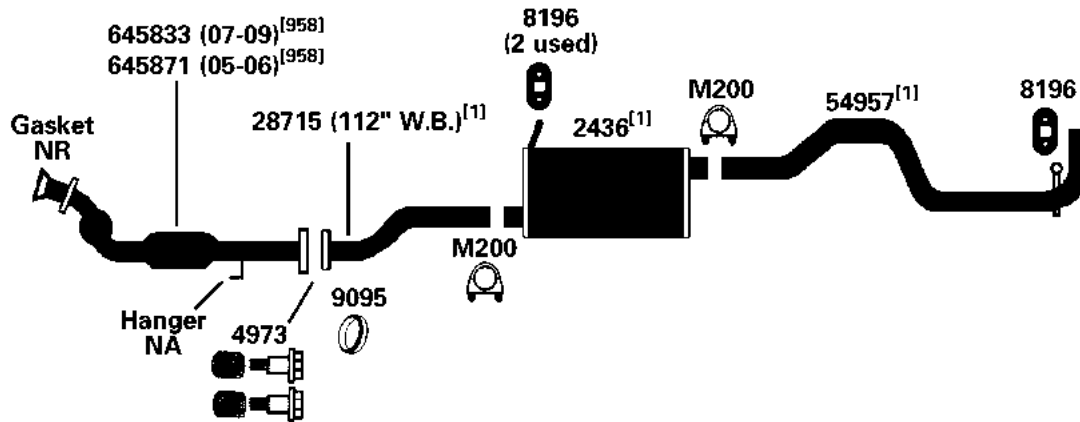
[98] Refer to current Catalytic Converter catalog or Website catalog for availability.

[931] This unit was designed to fit many applications. Measurement of the old unit and cutting of new unit is required.

[958] Federal & California Emissions. Not For Sale or Use on vehicles licensed in the state of CA & NY (NY vehicles with CA Emissions). Check with your state authority for details.

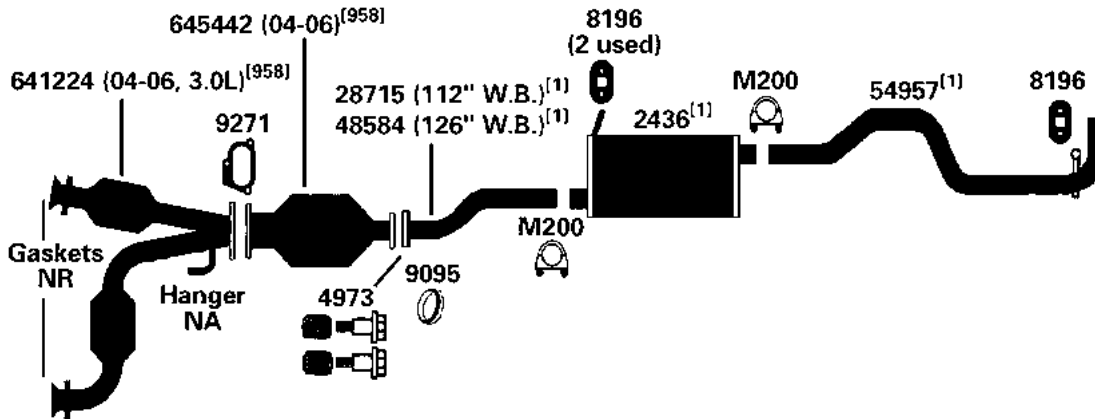
MAZDA PICKUP

(102615) 05-09 4 Cyl. B2300, 2.3L Engine, 112" W.B.



DIRECT FIT MSL/MAXIMUM Muffler... 700422

(102616) 04-07 6 Cyl. B3000; 3.0L Engines; 112", 126" W.B.
04-09 6 Cyl. B4000; 4.0L Engine; 112", 126" W.B.



UNIVERSAL FIT MSL/MAXIMUM Muffler... 700422

NA-Not Available. NR-Not Required. FL-Remove and Re-Use Old Flange. ● Golden Warehouse. O.E.-Original Equipment.

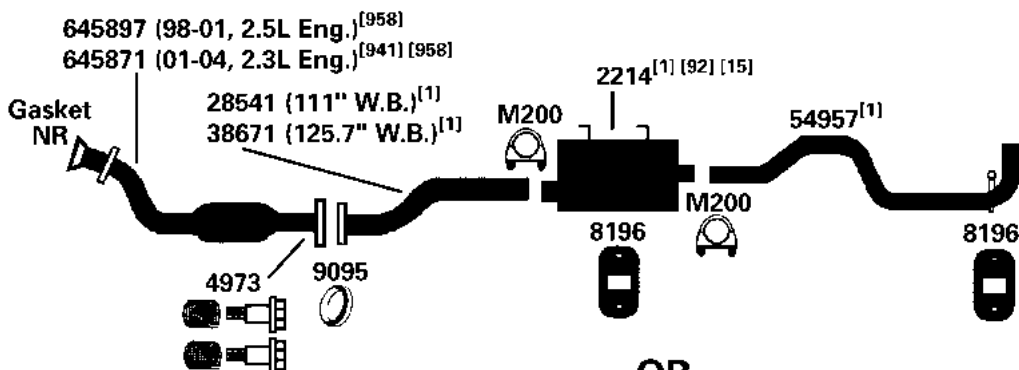
Airtube Kit [4948] may be required to complete installation. EFI-Electronic Fuel Injection.

[1] OE system was a welded assembly. It is recommended that all parts noted [1] should be replaced.

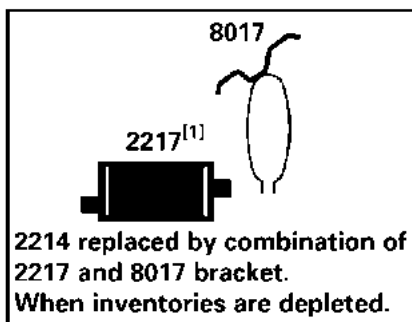
[98] Refer to current Catalytic Converter catalog or Website catalog for availability.

[958] Federal & California Emissions. Not For Sale or Use on vehicles licensed in the state of CA & NY (NY vehicles with CA Emissions). Check with your state authority for details.

98-04 4 Cyl. B2300, B2500, 2.3L, 2.5L Engine, (Reg. Cab 111.6" W.B.), (Cab Plus/Cab Plus-4 100127) 125.7" W.B.)



OR



DIRECT FIT MSL/MAXIMUM Muffler... 700039 (Old Design), 700034 (Revised Design), UNIVERSAL FIT MSL/MAXIMUM Muffler... 709013 (Old Design), 709014 (Old Design), 709013 (Revised Design), Silentone DIY Muffler... 5555 (Old Design), 5555 (Revised Design)

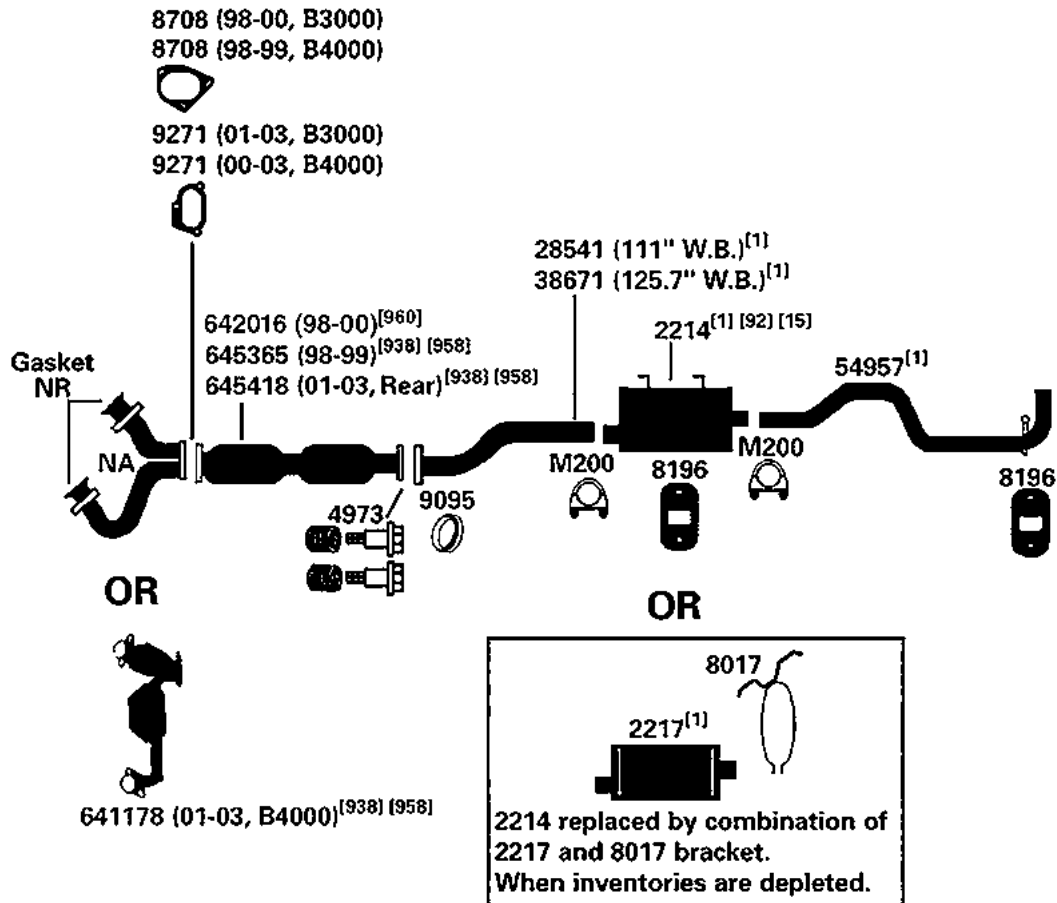
NA-Not Available. NR-Not Required. FL-Remove and Re-Use Old Flange. ● Golden Warehouse. O.E.-Original Equipment.
Airtube Kit [4948] may be required to complete installation. EFI-Electronic Fuel Injection.

- [1] OE system was a welded assembly. It is recommended that all parts noted [1] should be replaced.
[15] Discontinued, use until inventory is depleted.
[92] Use bracket near inlet end. Single bracket design replaces dual O.E. bracket design.

- [941] Replaces both front and rear converters, Only failed converters may be replaced.
[958] Federal & California Emissions. Not For Sale or Use on vehicles licensed in the state of CA & NY (NY vehicles with CA Emissions). Check with your state authority for details.

MAZDA PICKUP

(100128) 98-03 6 Cyl. B3000 & B4000, (3.0L & 4.0L Eng.), (Reg. Cab 111.6" W.B.), (Cab Plus/Cab Plus-4 125.7" W.B.)



DIRECT FIT MSL/MAXIMUM Muffler... 700039 (Old Design), 700034 (Revised Design)

DIRECT FIT MSL/MAXIMUM Muffler... 700039 (Old Design), 700034 (Revised Design), UNIVERSAL FIT MSL/MAXIMUM Muffler... 709013 (Old Design), 709014 (Old Design), 709013 (Revised Design), Silentone DIY Muffler... 5555 (Old Design), 5555 (Revised Design)

NA-Not Available. NR-Not Required. FL-Remove and Re-Use Old Flange. ● Golden Warehouse. O.E.-Original Equipment.

Airtube Kit [4948] may be required to complete installation. EFI-Electronic Fuel Injection.

[1] OE system was a welded assembly. It is recommended that all parts noted [1] should be replaced.

[15] Discontinued, use until inventory is depleted.

[92] Use bracket near inlet end. Single bracket design replaces dual O.E. bracket design.

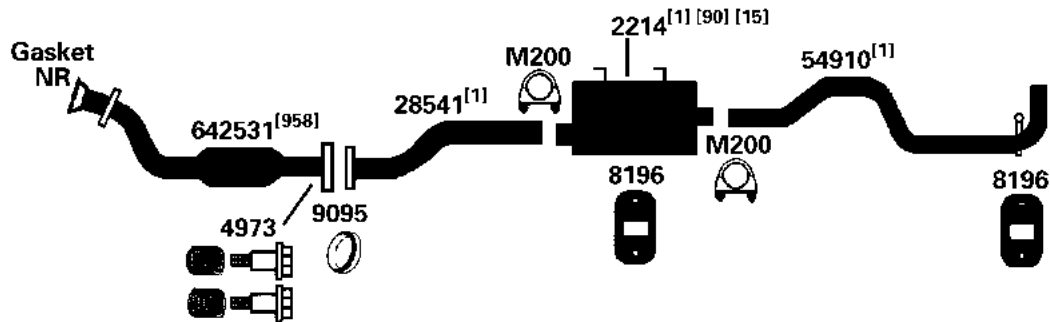
[938] Direct fit unit contains front and rear converter body. Only failed converters may be replaced.

[958] Federal & California Emissions. Not For Sale or Use on vehicles licensed in the state of CA & NY (NY vehicles with CA Emissions). Check with your state authority for details.

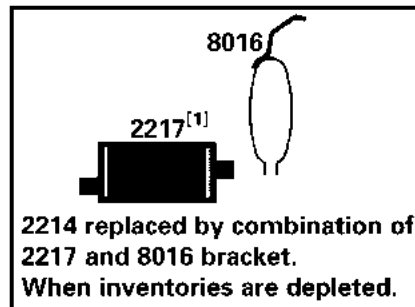
[960] California Emissions. Not For Sale or Use on vehicles licensed in the state of CA & NY. Check with your state authority.

95-97 4 Cyl. B2300; 2.3L Engine; 108" W.B. Short Bed; 114" W.B. Long Bed

(30431)



OR



DIRECT FIT MSL/MAXIMUM Muffler... 700039 (Old Design), 700034 (Revised Design), UNIVERSAL FIT MSL/MAXIMUM Muffler... 709013 (Old Design), 709014 (Old Design), 709013 (Revised Design), Silentone DIY Muffler... 5555 (Old Design), 5555 (Revised Design)

NA-Not Available. NR-Not Required. FL-Remove and Re-Use Old Flange. ● Golden Warehouse. O.E.-Original Equipment.
Airtube Kit [4948] may be required to complete installation. EFI-Electronic Fuel Injection.

[1] OE system was a welded assembly. It is recommended that all parts noted [1] should be replaced.

[15] Discontinued, use until inventory is depleted.

[90] Use bracket near outlet end.

[958] Federal & California Emissions. Not For Sale or Use on vehicles licensed in the state of CA & NY (NY vehicles with CA Emissions). Check with your state authority for details.

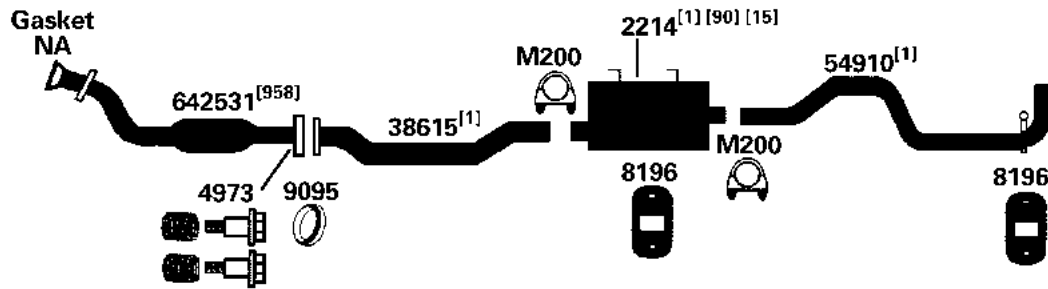
MAZDA PICKUP

(30430)

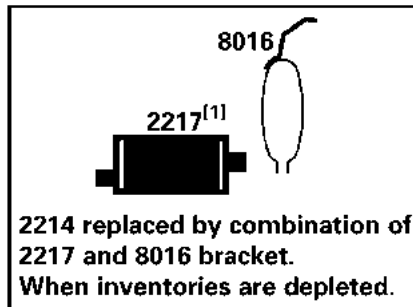
95-97

4 Cyl.

B2300; 2.3L Engine; 125" W.B. Cab Plus



OR



DIRECT FIT MSL/MAXIMUM Muffler... 700039 (Old Design), 700034 (Revised Design), UNIVERSAL FIT MSL/MAXIMUM Muffler... 709013 (Old Design), 709014 (Old Design), 709013 (Revised Design), Silentone DIY Muffler... 5555 (Old Design), 5555 (Revised Design)

NA-Not Available. NR-Not Required. FL-Remove and Re-Use Old Flange. ● Golden Warehouse. O.E.-Original Equipment.

Airtube Kit [4948] may be required to complete installation. EFI-Electronic Fuel Injection.

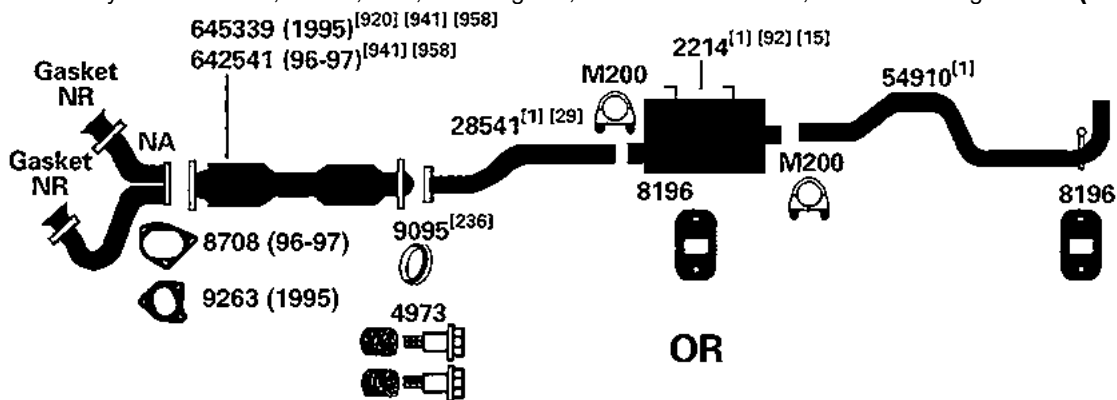
[1] OE system was a welded assembly. It is recommended that all parts noted [1] should be replaced.

[15] Discontinued, use until inventory is depleted.

[90] Use bracket near outlet end.

[958] Federal & California Emissions. Not For Sale or Use on vehicles licensed in the state of CA & NY (NY vehicles with CA Emissions). Check with your state authority for details.

95-97 6 Cyl. B3000, B4000; 3.0L, 4.0L Engines; 108" W.B. Short Bed; 114" W.B. Long Bed (30429)



DIRECT FIT MSL/MAXIMUM Muffler... 700039 (Old Design), 700034 (Revised Design), UNIVERSAL FIT MSL/MAXIMUM Muffler... 709013 (Old Design), 709014 (Old Design), 709013 (Revised Design), Silentone DIY Muffler... 5555 (Old Design), 5555 (Revised Design)

NA-Not Available. NR-Not Required. FL-Remove and Re-Use Old Flange. ● Golden Warehouse. O.E.-Original Equipment.
Airtube Kit [4948] may be required to complete installation. EFI-Electronic Fuel Injection.

- [1] OE system was a welded assembly. It is recommended that all parts noted [1] should be replaced.
[15] Discontinued, use until inventory is depleted.
[90] Use bracket near outlet end.

- [920] Y-Pipe must be cut 1/2" from face of flange
[938] Direct fit unit contains front and rear converter body. Only failed converters may be replaced.
[958] Federal & California Emissions. Not For Sale or Use on vehicles licensed in the state of CA & NY (NY vehicles with CA Emissions). Check with your state authority for details.

(30428)

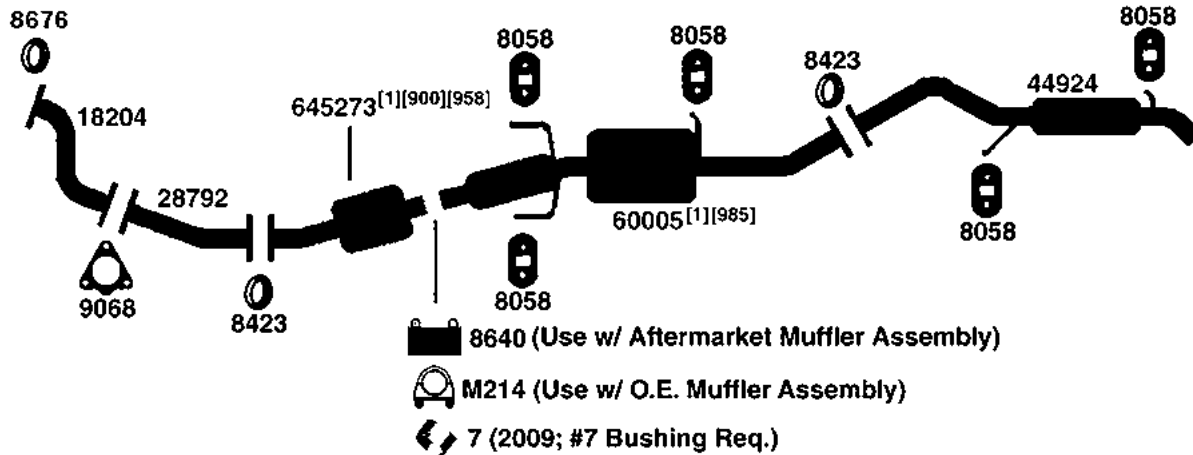
6 Cvl.

(101873)

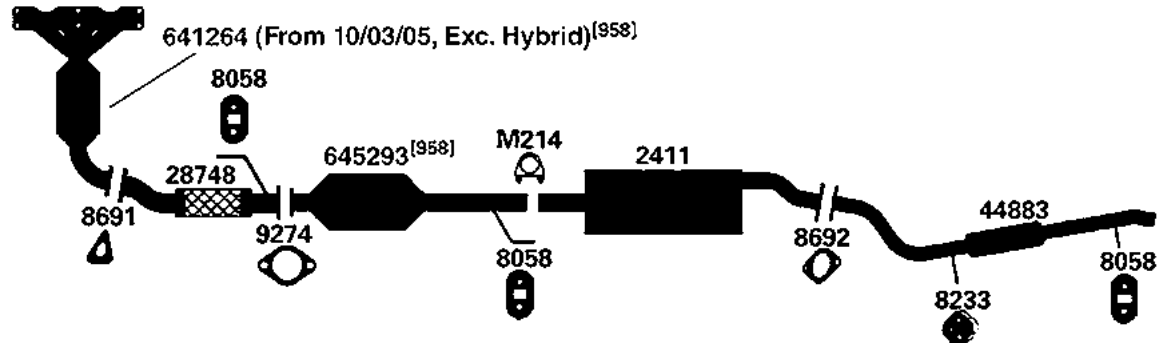
Rotary

09-11 4 Cyl. Tribute; i,GX; 2.5L Engine; (Exc. Hybrid)

(102672)


2008 4 Cyl. Tribute; 2.3L Engine (Including Hybrid)
05-06 4 Cyl. Tribute; 2.3L Engine (Including Hybrid)

(100462)



DIRECT FIT MSL/MAXIMUM Muffler... 700458

NA-Not Available. NR-Not Required. FL-Remove and Re-Use Old Flange. ● Golden Warehouse. O.E.-Original Equipment.

Airtube Kit [4948] may be required to complete installation. EFI-Electronic Fuel Injection.

^[1] OE system was a welded assembly. It is recommended that all parts noted ^[1] should be replaced.

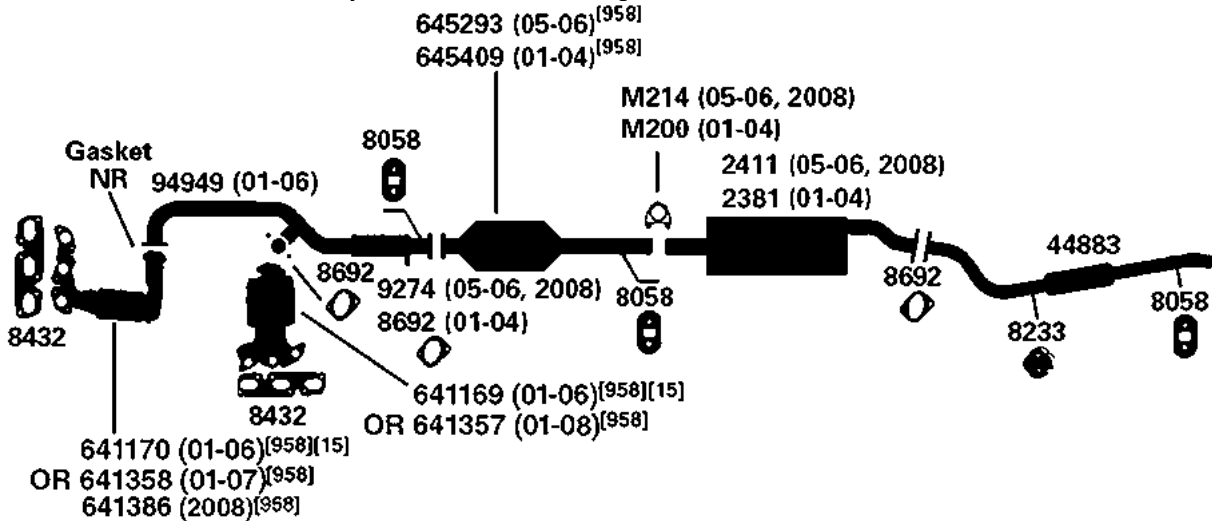
^[900] Direct fit converter may require resizing, cutting or bushing.

^[958] Federal & California Emissions. Not For Sale or Use on vehicles licensed in the state of CA & NY (NY vehicles with CA Emissions). Check with your state authority for details.

^[985] The O.E. system must be cut off 2" behind the rear converter weld.

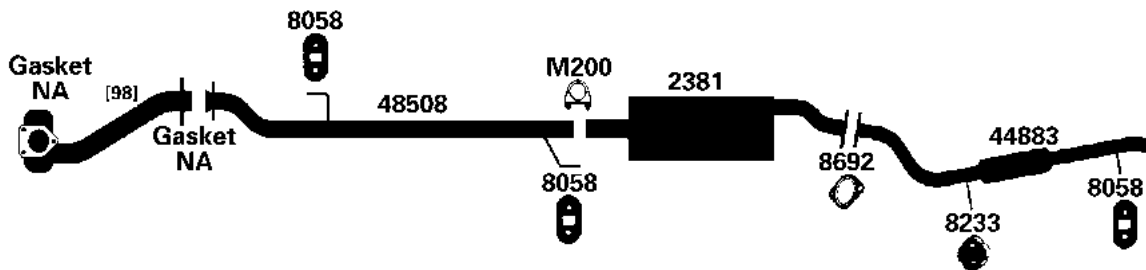
MAZDA TRIBUTE

(100401) 2008 6 Cyl. Tribute; 3.0L Engine
01-06 6 Cyl. Tribute; 3.0L Engine



DIRECT FIT MSL/MAXIMUM Muffler... 700428 (01-04), 700458 (05-06), 700458

(100403) 01-04 4 Cyl. Tribute; 2.0L Engine



DIRECT FIT MSL/MAXIMUM Muffler... 700428

NA-Not Available. NR-Not Required. FL-Remove and Re-Use Old Flange. ● Golden Warehouse. O.E.-Original Equipment.

Airtube Kit [4948] may be required to complete installation. EFI-Electronic Fuel Injection.

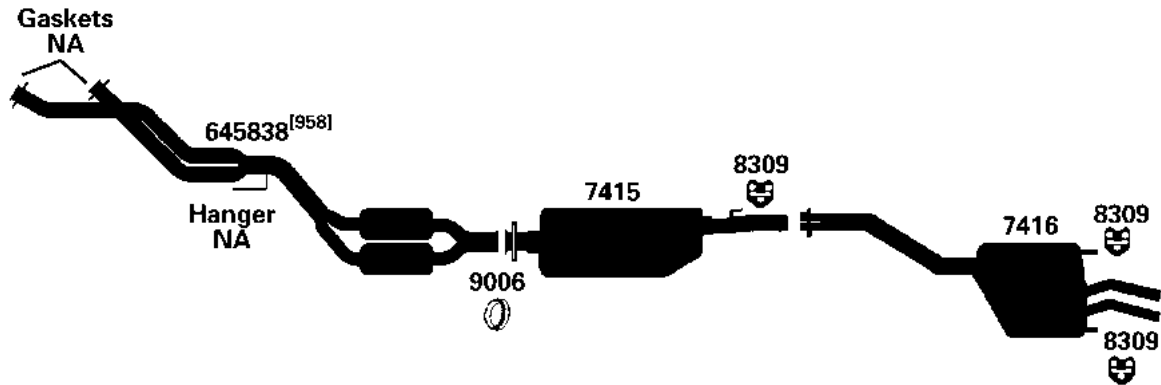
[15] Discontinued, use until inventory is depleted.

[98] Refer to current Catalytic Converter catalog or Website catalog for availability.

[958] Federal & California Emissions. Not For Sale or Use on vehicles licensed in the state of CA & NY (NY vehicles with CA Emissions). Check with your state authority for details.

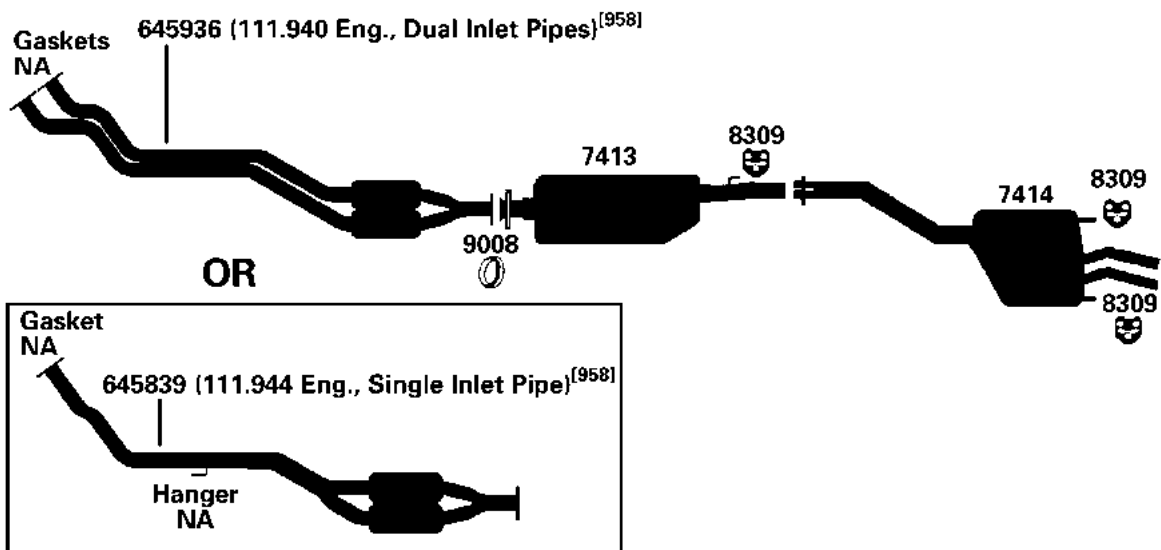
95-97 6 Cyl. C280, 2.8L Engine (To Vin: HA28)

(100248)



95-96 4 Cyl. C220 Sedan, 2.2L Engine (To Vin: HA22)

(100249)



NA-Not Available. NR-Not Required. FL-Remove and Re-Use Old Flange. ● Golden Warehouse. O.E.-Original Equipment.
Airtube Kit [4948] may be required to complete installation. EFI-Electronic Fuel Injection.

[958] Federal & California Emissions. Not For Sale or Use on vehicles licensed in the state of CA & NY (NY vehicles with CA Emissions). Check with your state authority for details.

MERCEDES-BENZ 300, 320, 380 SERIES

(ME113) 98-03 6 Cyl. E320 Wagon, 3.2L Engine

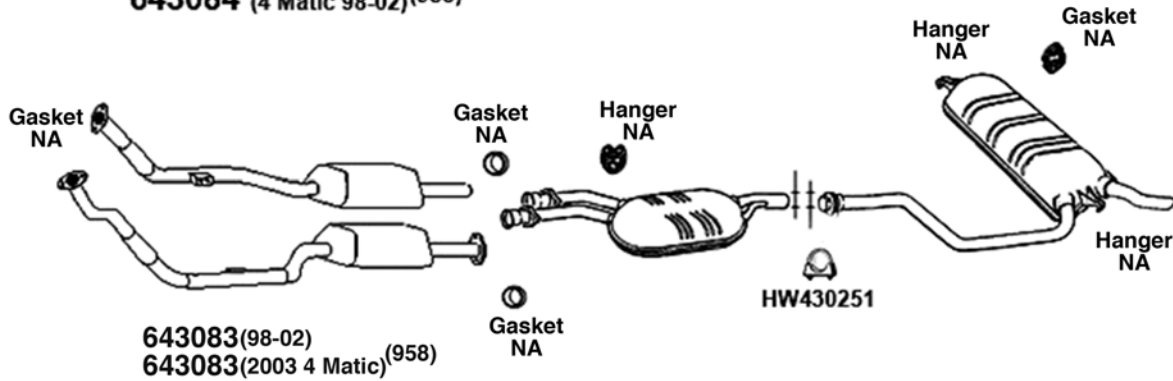
642998 (Base 98-02) (958)

643084 (4 Matic 98-02) (958)

ME23405

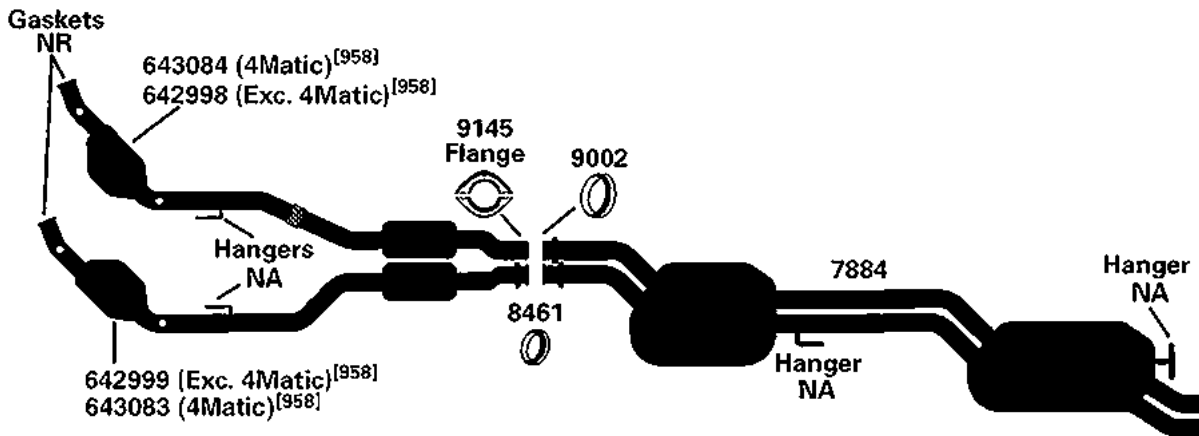
(Replaces 1 pieces system 210.490.3421)

ME23407

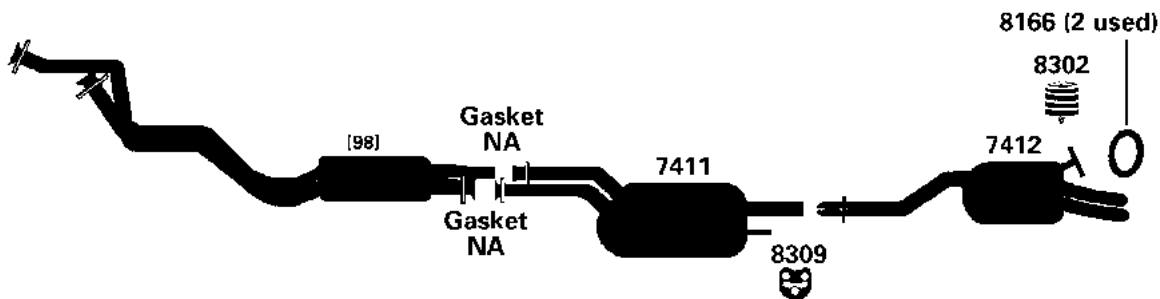


ANSA

(101976) 98-02 6 Cyl. E320 Sedan, 3.2L Engine (Inc. 4Matic)



(100251) 95-97 6 Cyl. E320 Sedan, 3.2L Engine (To Vin: EA32, JF55)



NA-Not Available. NR-Not Required. FL-Remove and Re-Use Old Flange. ● Golden Warehouse. O.E.-Original Equipment.

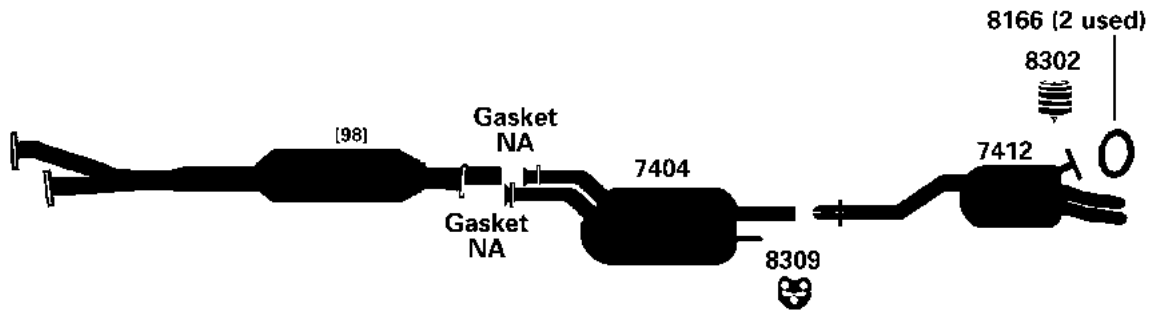
Airtube Kit [4948] may be required to complete installation. EFI-Electronic Fuel Injection.

[22] O.E. exhaust pipe was one piece. Replacement is two pieces.

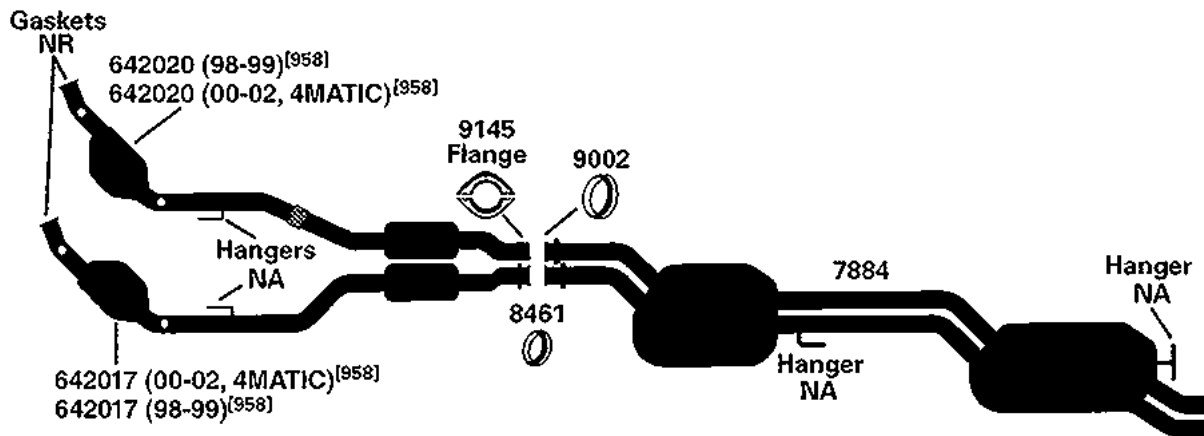
[98] Refer to current Catalytic Converter catalog or Website catalog for availability.

[958] Federal & California Emissions. Not For Sale or Use on vehicles licensed in the state of CA & NY (NY vehicles with CA Emissions). Check with your state authority for details.

MERCEDES-BENZ 300, 320, 380 SERIES

1995 6 Cyl. E320 Coupe, 3.2L Engine (To Vin: EA52)**(100252)**

MERCEDES-BENZ E430

98-02 8 Cyl. E430, 4.3L Engine**(102681)**

NA-Not Available. NR-Not Required. FL-Remove and Re-Use Old Flange. ● Golden Warehouse. O.E.-Original Equipment.

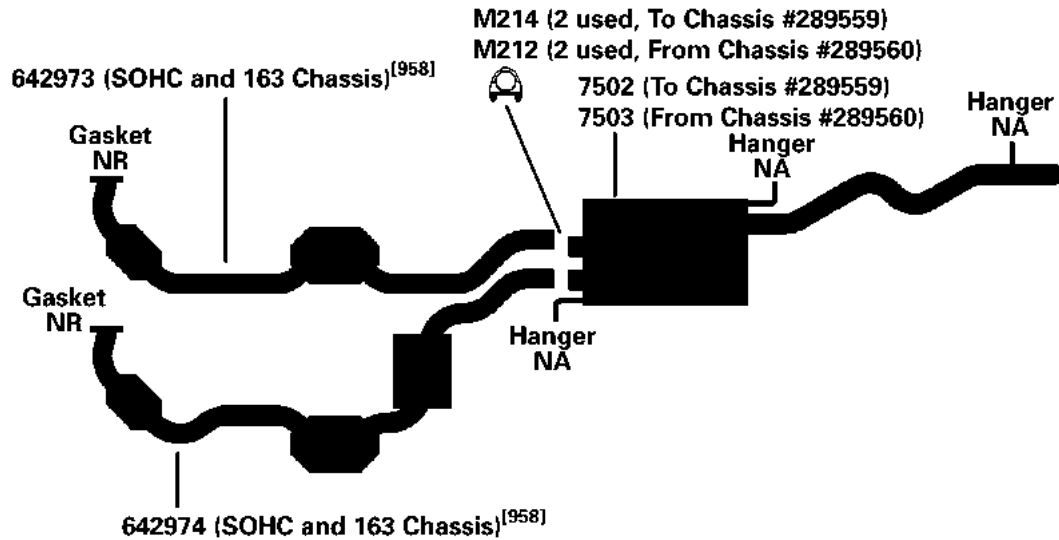
Airtube Kit [4948] may be required to complete installation. EFI-Electronic Fuel Injection.

[98] Refer to current Catalytic Converter catalog or Website catalog for availability.

[958] Federal & California Emissions. Not For Sale or Use on vehicles licensed in the state of CA & NY (NY vehicles with CA Emissions). Check with your state authority for details.

MERCEDES-BENZ ML320

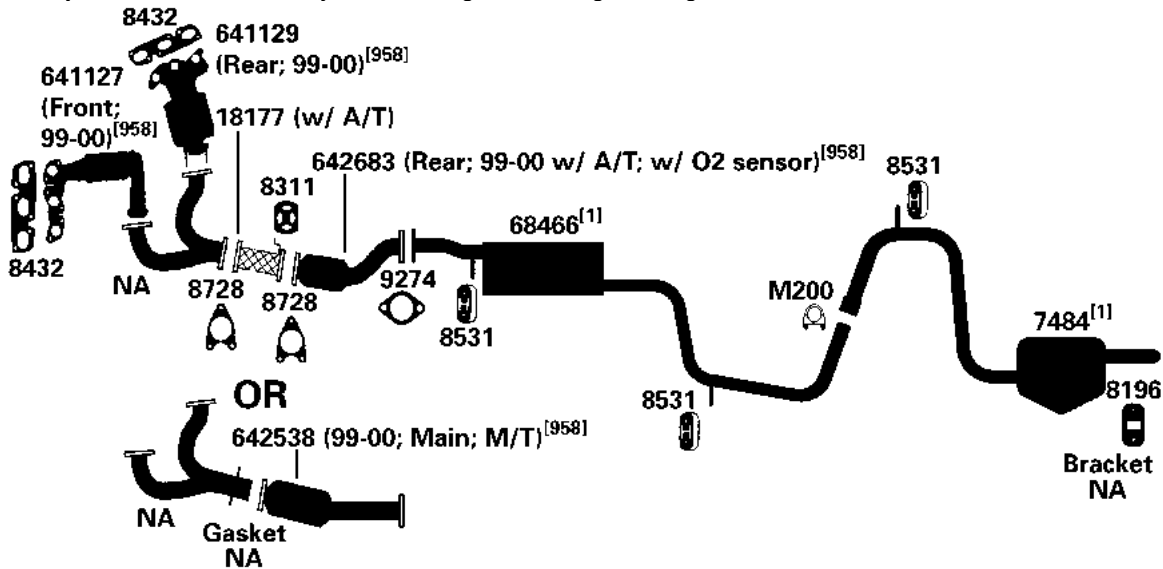
(100607) 98-01 6 Cyl. ML320, 3.2L Engine



MERCURY

MERCURY COUGAR

(101765) 99-02 6 Cyl. Cougar, 2.5L Engine, Single Exhaust



NA-Not Available. NR-Not Required. FL-Remove and Re-Use Old Flange. ● Golden Warehouse. O.E.-Original Equipment.

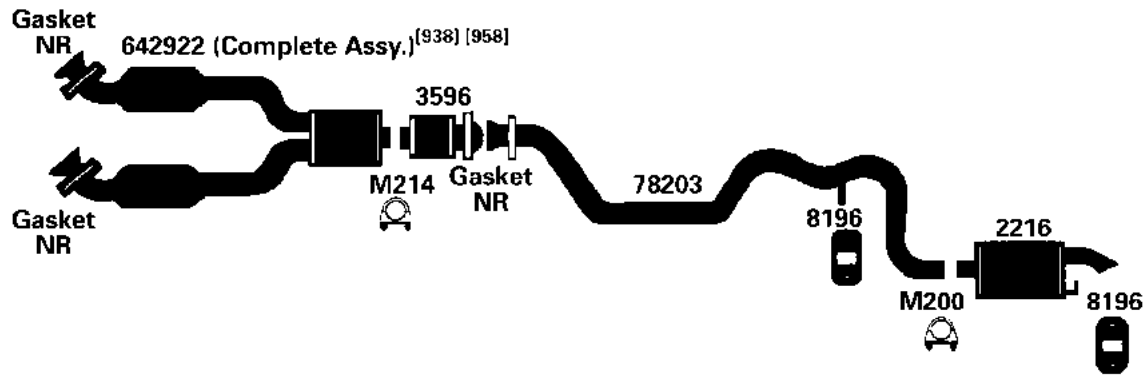
Airtube Kit [4948] may be required to complete installation. EFI-Electronic Fuel Injection.

[1] OE system was a welded assembly. It is recommended that all parts noted [1] should be replaced.

[958] Federal & California Emissions. Not For Sale or Use on vehicles licensed in the state of CA & NY (NY vehicles with CA Emissions). Check with your state authority for details.

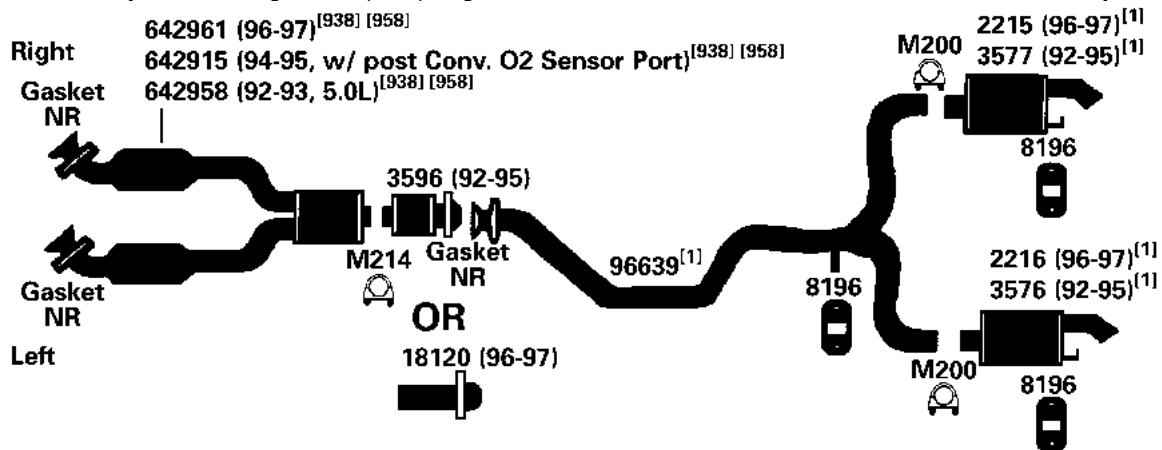
96-97 6 Cyl. Cougar, 232 (3.8L) Engine, Single Exhaust

(100054)



95-97 8 Cyl. Cougar, 280 (4.6L) Engine, Dual Exhaust

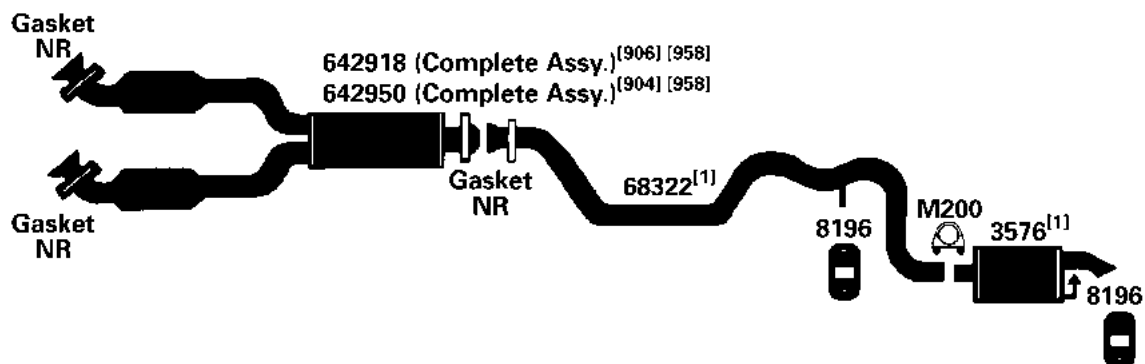
(7142)



DIRECT FIT MSL/MAXIMUM Muffler... Left Muffler (3576) (92-95)- 700200

1995 6 Cyl. Cougar, 232 (3.8L) Engine, Single Exhaust

(7143)



DIRECT FIT MSL/MAXIMUM Muffler... 700200

NA-Not Available. NR-Not Required. FL-Remove and Re-Use Old Flange. ● Golden Warehouse. O.E.-Original Equipment.

Airtube Kit [4948] may be required to complete installation. EFI-Electronic Fuel Injection.

[1] OE system was a welded assembly. It is recommended that all parts noted [1] should be replaced.

[98] Refer to current Catalytic Converter catalog or Website catalog for availability.

[904] w/O2 Sensor ports in Converter.

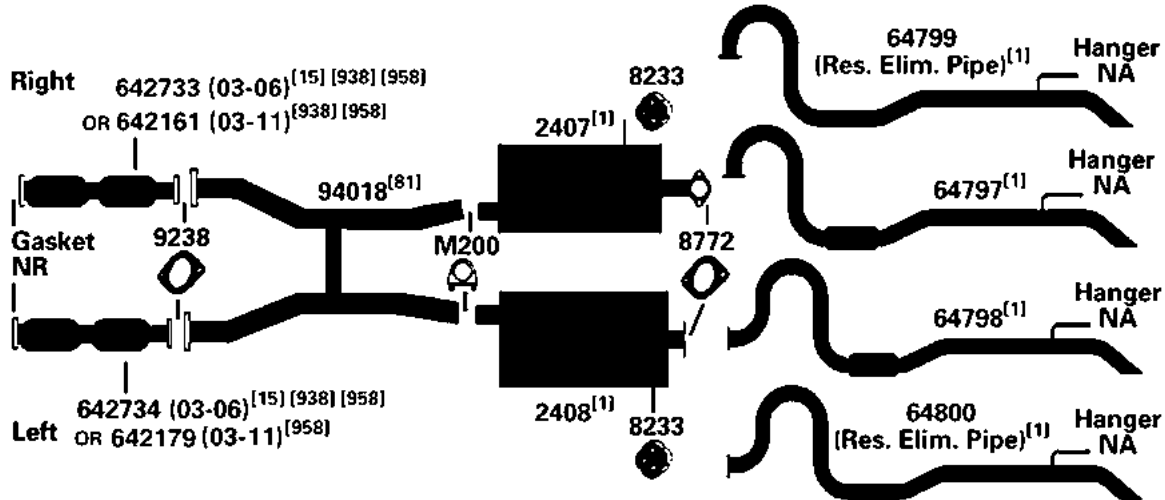
[906] w/o O2 Sensor ports in Converter.

[938] Direct fit unit contains front and rear converter body. Only failed converters may be replaced.

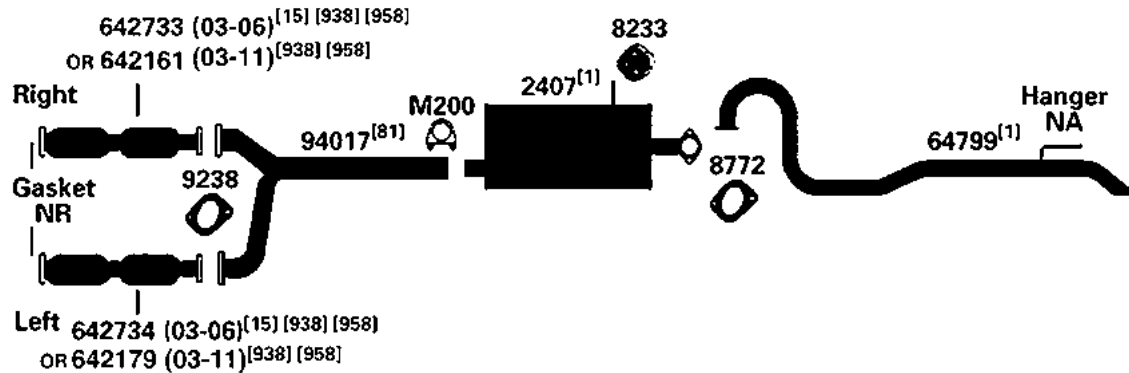
[958] Federal & California Emissions. Not For Sale or Use on vehicles licensed in the state of CA & NY (NY vehicles with CA Emissions). Check with your state authority for details.

MERCURY GRAND MARQUIS, MARQUIS

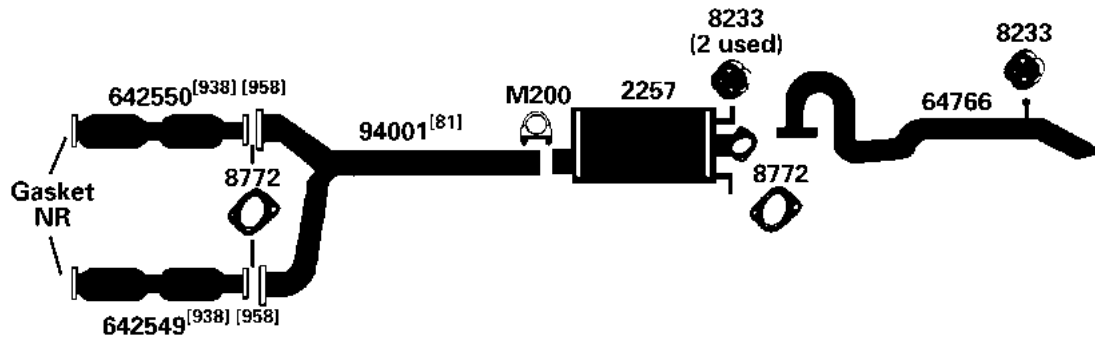
(100450) 03-11 8 Cyl. Grand Marquis Sedan (excluding Marauder), 280 (4.6L) Engine, Dual Exhaust



(100452) 03-11 8 Cyl. Grand Marquis Sedan, 280 (4.6L) Engine; Single Exhaust



(100172) 98-02 8 Cyl. Grand Marquis Sedan, 280 (4.6L) Engine; Single Exhaust



DIRECT FIT MSL/MAXIMUM Muffler... 700314, UNIVERSAL FIT MSL/MAXIMUM Muffler... 709013, 709014

NA-Not Available. NR-Not Required. FL-Remove and Re-Use Old Flange. ● Golden Warehouse. O.E.-Original Equipment.

Airtube Kit [4948] may be required to complete installation. EFI-Electronic Fuel Injection.

[1] OE system was a welded assembly. It is recommended that all parts noted [1] should be replaced.

[15] Discontinued, use until inventory is depleted.

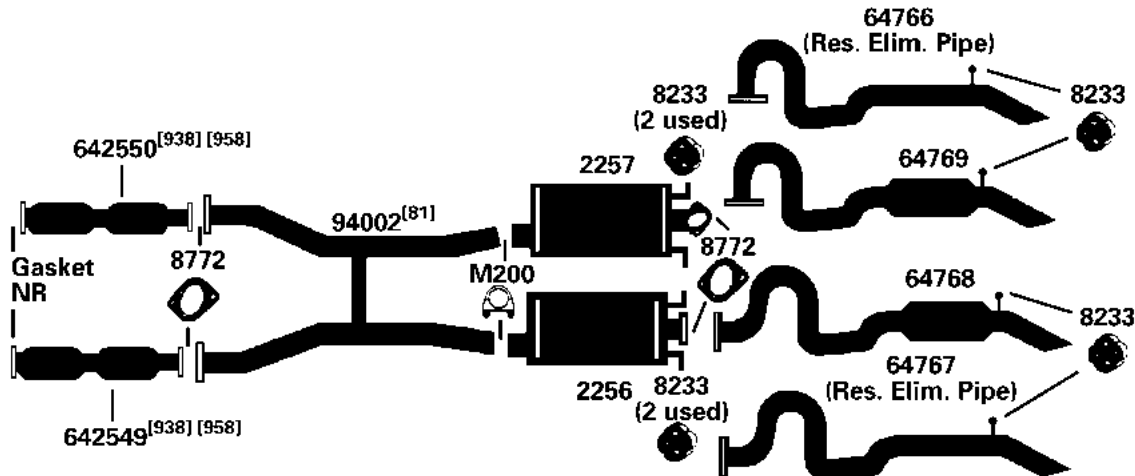
[81] To align inlets of pipes it may be necessary to reposition converters.

[938] Direct fit unit contains front and rear converter body. Only failed converters may be replaced.

[958] Federal & California Emissions. Not For Sale or Use on vehicles licensed in the state of CA & NY (NY vehicles with CA Emissions). Check with your state authority for details.

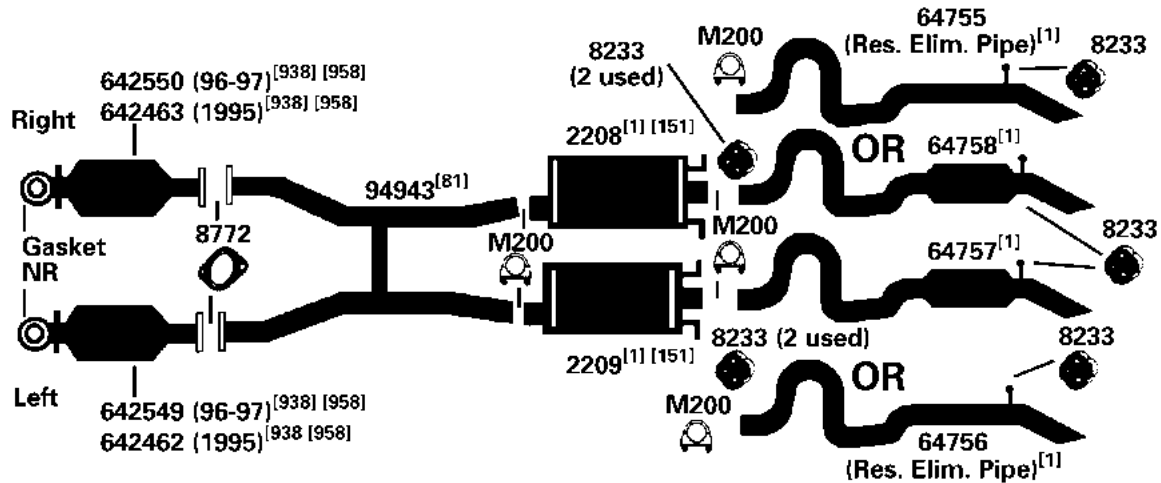
MERCURY GRAND MARQUIS, MARQUIS

98-02 8 Cyl. Grand Marquis Sedan (including Police), 280 (4.6L) Engine, Dual Exhaust (100035)



DIRECT FIT MSL/MAXIMUM Muffler... Right Muffler- 700314, Left Muffler- 700315, UNIVERSAL FIT MSL/MAXIMUM Muffler... Right Muffler- 709013, 709014, Left Muffler- 709013, 709014

95-97 8 Cyl. Grand Marquis Sedan (including Police), 280 (4.6L) Engine; Dual Exhaust (6886)



DIRECT FIT MSL/MAXIMUM Muffler... Left- 700038, Right- 700037, UNIVERSAL FIT MSL/MAXIMUM Muffler... Left- 709013, 709014, Right- 709013, 709014

NA-Not Available. NR-Not Required. FL-Remove and Re-Use Old Flange. ● Golden Warehouse. O.E.-Original Equipment.

Airtube Kit [4948] may be required to complete installation. EFI-Electronic Fuel Injection.

[1] OE system was a welded assembly. It is recommended that all parts noted [1] should be replaced.

[81] To align inlets of pipes it may be necessary to reposition converters.

[151] For Proper sound 2208 and 2209 should be replaced as a pair.

[938] Direct fit unit contains front and rear converter body. Only failed converters may be replaced.

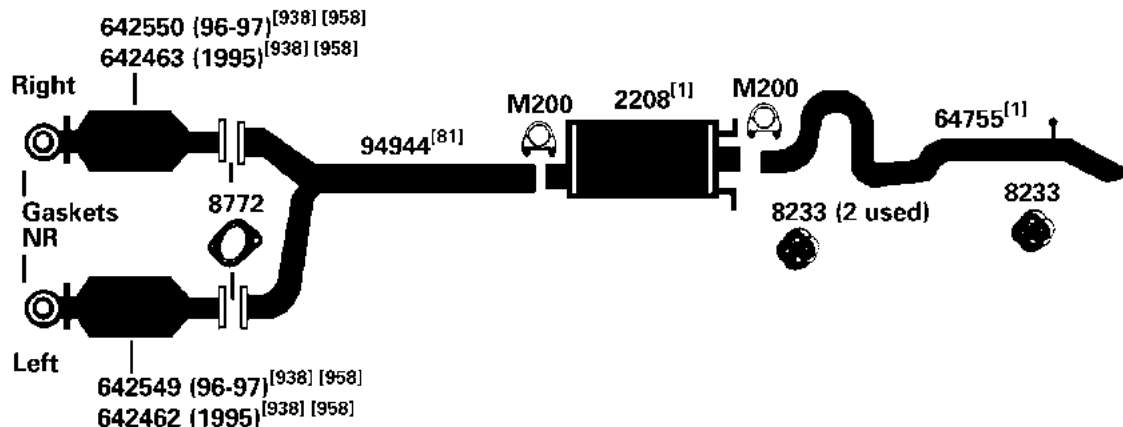
[958] Federal & California Emissions. Not For Sale or Use on vehicles licensed in the state of CA & NY (NY vehicles with CA Emissions). Check with your state authority for details.

(6885)

95-97

8 Cvl.

Grand Marquis Sedan, 280 (4.6L) Engine; Single Exhaust



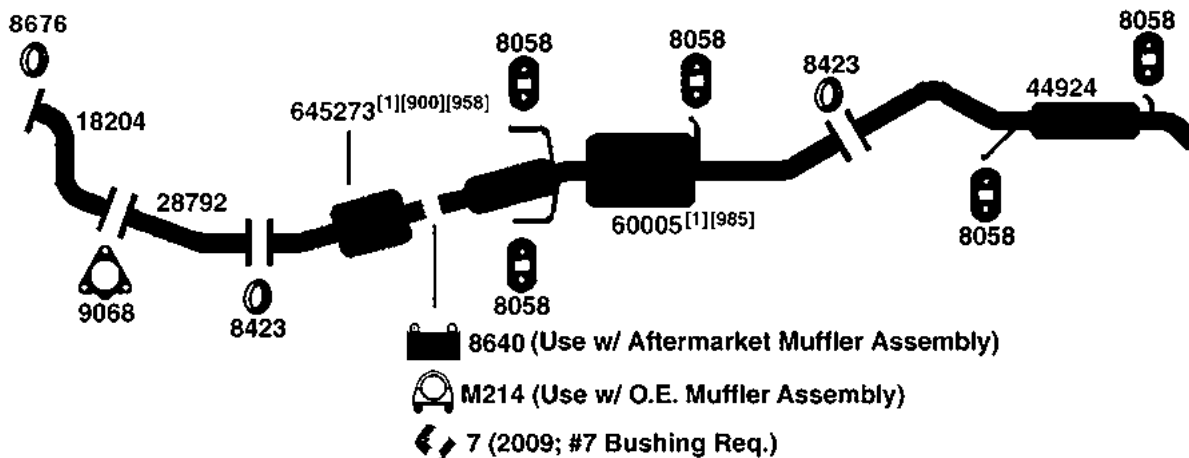
DIRECT FIT MSL/MAXIMUM Muffler... 700037. UNIVERSAL FIT MSL/MAXIMUM Muffler... 709013. 709014

(102672)

09-11

4 Cvl.

Mariner: Base, Premier; 2.5L Engine (Exc. Hybrid)



Airtube Kit [4948] may be required to complete installation. EFI-Electronic Fuel Injection.

[1] OE system was a welded assembly. It is recommended that all parts noted [1] should be replaced.

[81] To align inlets of pipes it may be necessary to reposition converters.

[900] Direct fit converter may require resizing, cutting or bushing.

[938] Direct fit unit contains front and rear converter body. Only failed converters may be replaced.

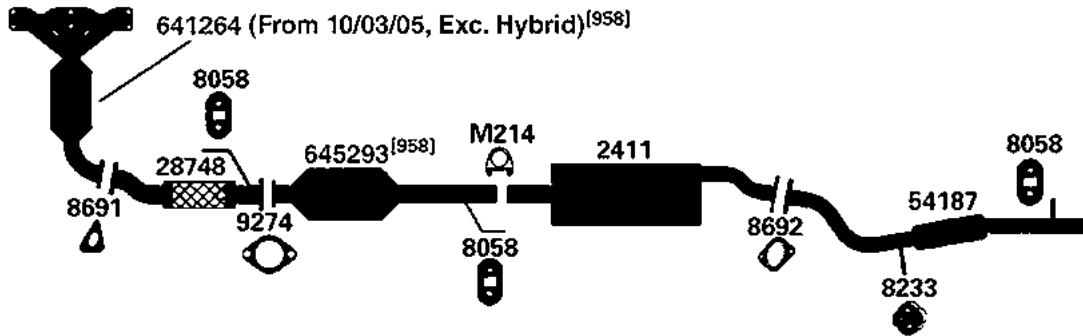
[958] Federal & California Emissions. Not For Sale or Use on vehicles licensed in the state of CA & NY (NY vehicles with CA Emissions). Check with your state authority for details.

[985] The O.E. system must be cut off 2" behind the rear converter weld.

MERCURY MARINER

05-08 4 Cyl. Mariner; 2.3L Engine (Including Hybrid)

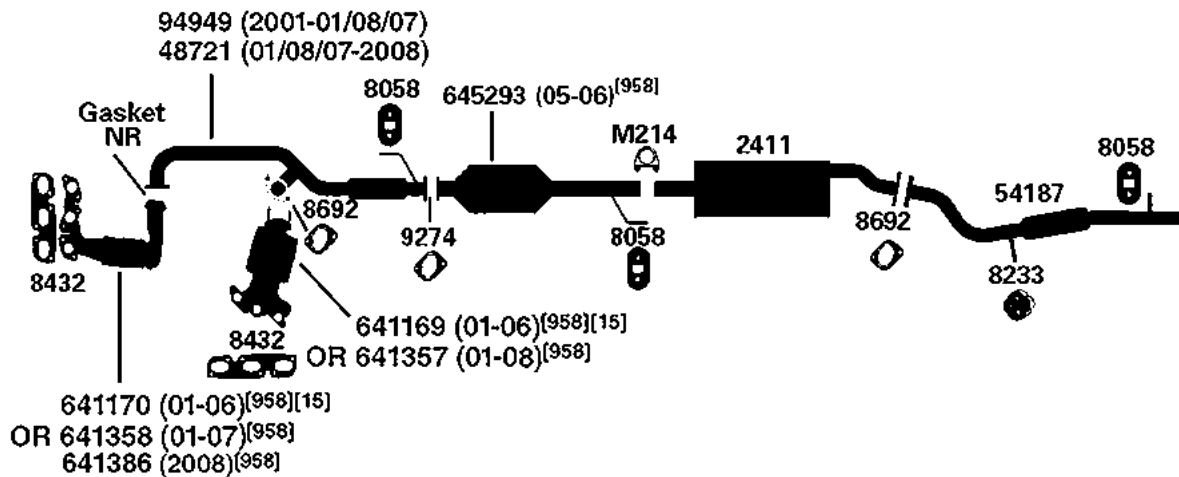
(100740)



DIRECT FIT MSL/MAXIMUM Muffler... 700458

05-08 6 Cyl. Mariner; 3.0L Engine

(100739)

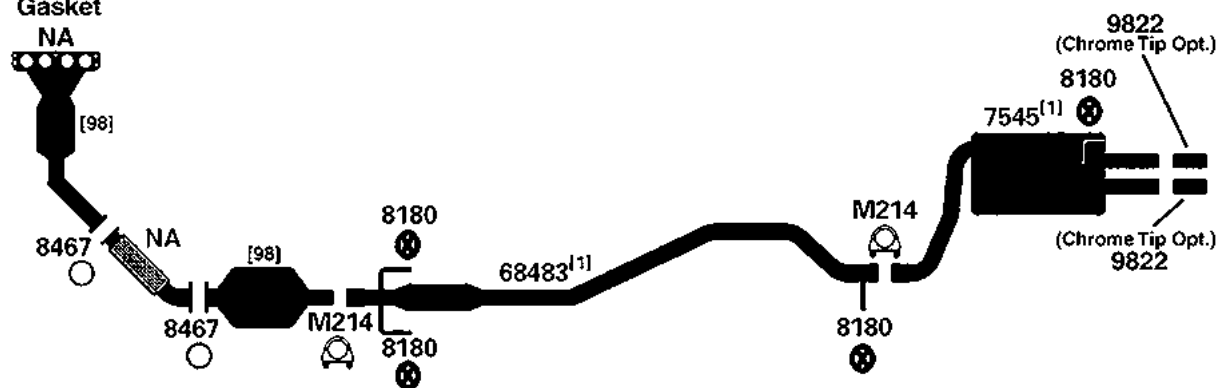


DIRECT FIT MSL/MAXIMUM Muffler... 700458

MERCURY MILAN

10-11 4 Cyl. Milan, 2.5L Engine

(102610)



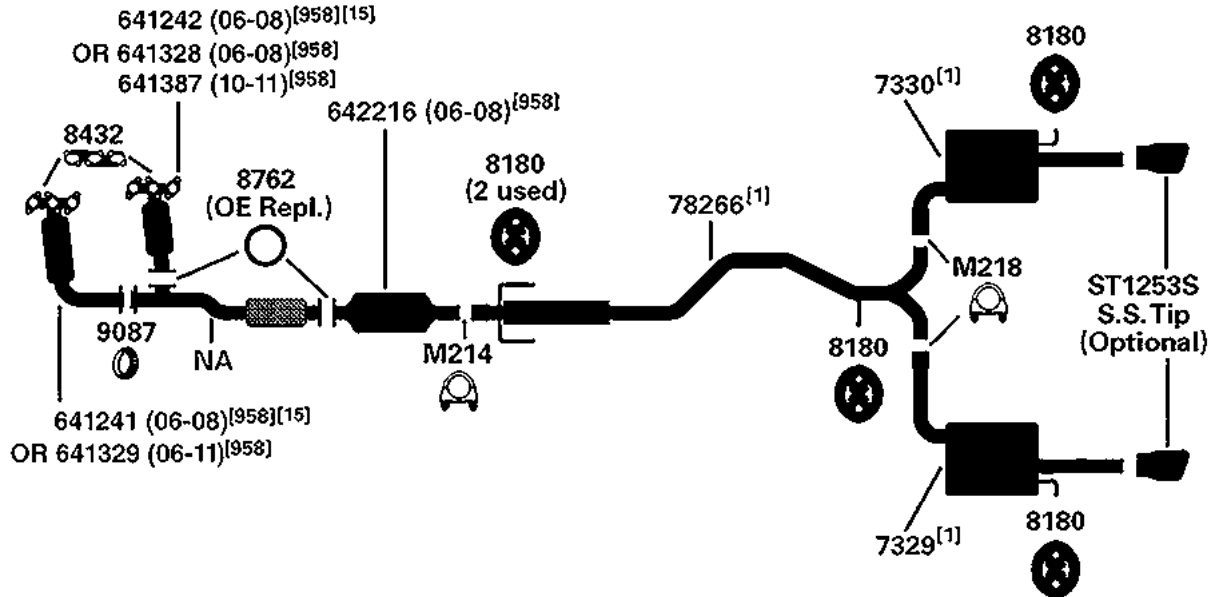
NA-Not Available. NR-Not Required. FL-Remove and Re-Use Old Flange. ● Golden Warehouse. O.E.-Original Equipment.
Airtube Kit [4948] may be required to complete installation. EFI-Electronic Fuel Injection.

- [1] OE system was a welded assembly. It is recommended that all parts noted [1] should be replaced.
[15] Discontinued, use until inventory is depleted.

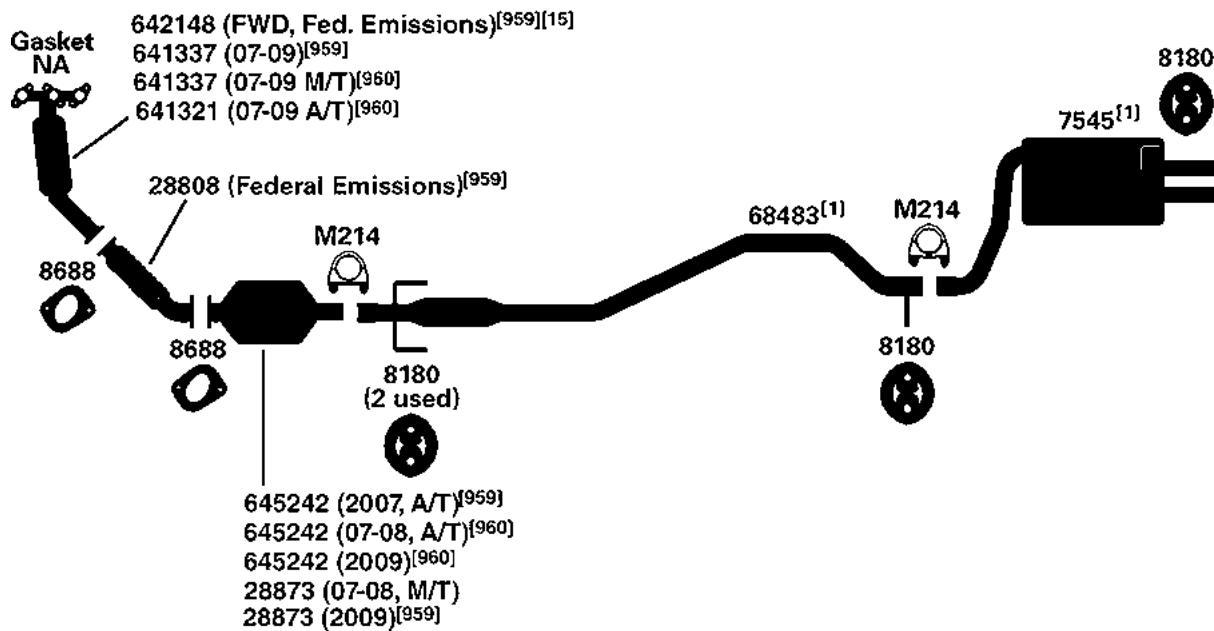
- [958] Federal & California Emissions. Not For Sale or Use on vehicles licensed in the state of CA & NY (NY vehicles with CA Emissions). Check with your state authority for details.

MERCURY MILAN

(101992) 06-11 6 Cyl. Milan, 3.0L Engine, FWD



(101973) 06-09 4 Cyl. Milan, 2.3L Engine



NA-Not Available. NR-Not Required. FL-Remove and Re-Use Old Flange. ● Golden Warehouse. O.E.-Original Equipment.

Airtube Kit [4948] may be required to complete installation. EFI-Electronic Fuel Injection.

[1] OE system was a welded assembly. It is recommended that all parts noted [1] should be replaced.

[15] Discontinued, use until inventory is depleted.

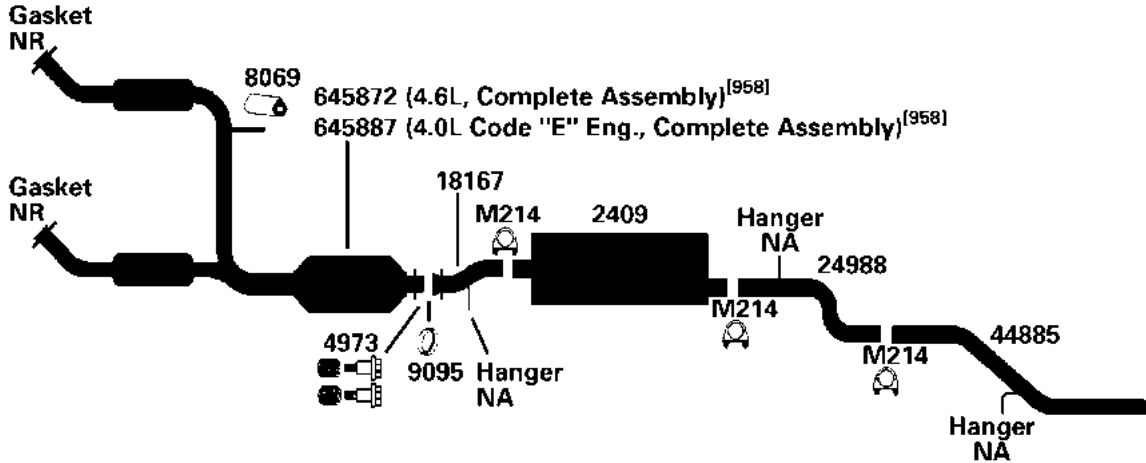
[958] Federal & California Emissions. Not For Sale or Use on vehicles licensed in the state of CA & NY (NY vehicles with CA Emissions). Check with your state authority for details.

[959] Federal Emissions. Not For Sale or Use on vehicles licensed in the state of CA. Check with your state authority.

[960] California Emissions. Not For Sale or Use on vehicles licensed in the state of CA & NY. Check with your state authority.

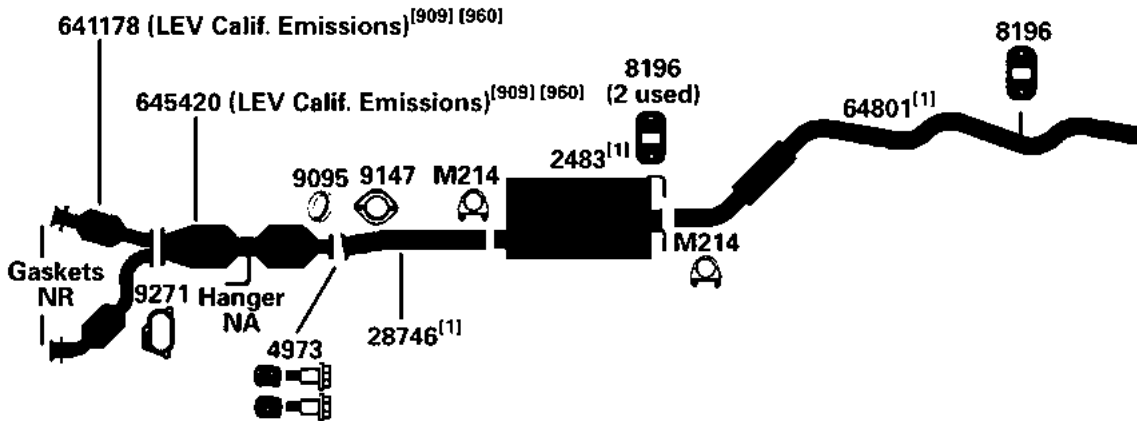
MERCURY MOUNTAINEER

(100399) 02-05 6 Cyl. Mountaineer; 4.0L Engine
02-05 8 Cyl. Mountaineer; 4.6L Engine



DIRECT FIT MSL/MAXIMUM Muffler... 700335

(102050) 00-01 6 Cyl. Mountaineer; 4.0L SOHC Engine, From 12/99



DIRECT FIT MSL/MAXIMUM Muffler... 700453

NA-Not Available. NR-Not Required. FL-Remove and Re-Use Old Flange. ● Golden Warehouse. O.E.-Original Equipment.
Airtube Kit [4948] may be required to complete installation. EFI-Electronic Fuel Injection.

[1] OE system was a welded assembly. It is recommended that all parts noted [1] should be replaced.

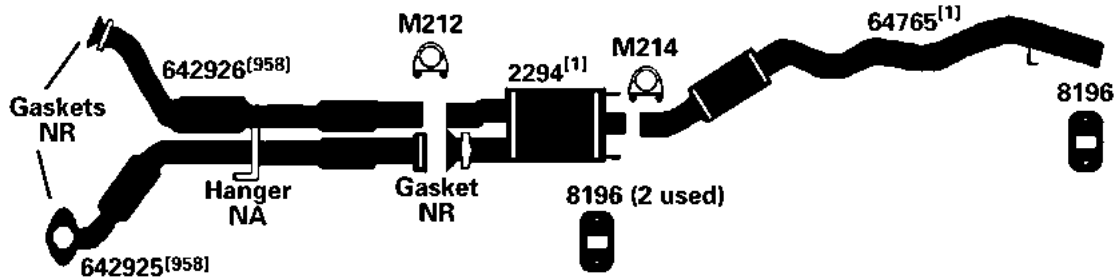
[909] Due to converter design complexity, other alternatives may exist. Check Converter Catalog for other options.

[958] Federal & California Emissions. Not For Sale or Use on vehicles licensed in the state of CA & NY (NY vehicles with CA Emissions). Check with your state authority for details.

[960] California Emissions. Not For Sale or Use on vehicles licensed in the state of CA & NY. Check with your state authority.

98-01 8 Cyl. Mountaineer; 5.0L Engine, 4-Door, From 01/28/98

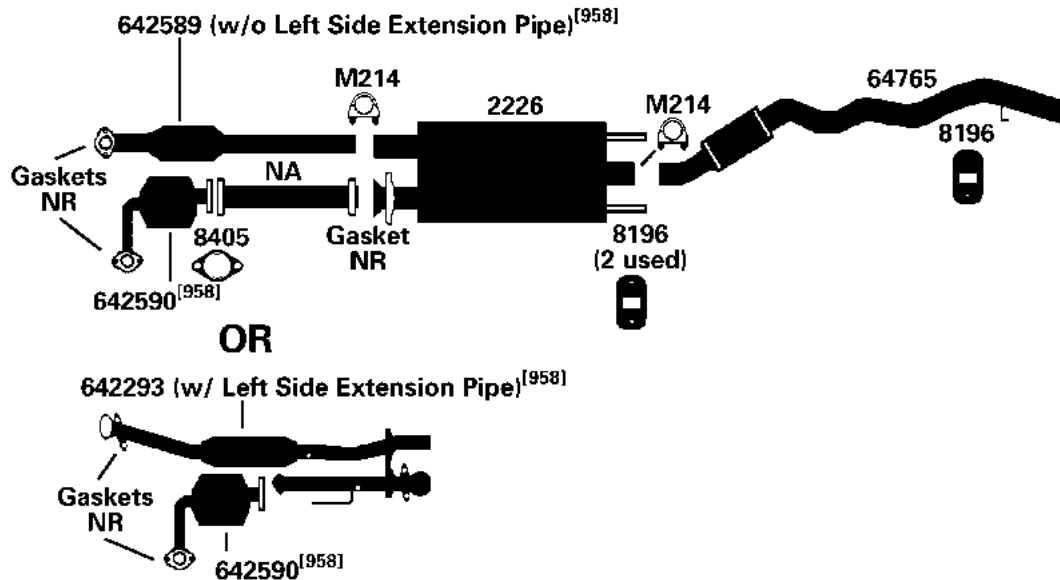
(100337)



DIRECT FIT MSL/MAXIMUM Muffler... 700430

98-00 6 Cyl. Mountaineer; 4.0L SOHC Engine, Through 11/99

(100129)



DIRECT FIT MSL/MAXIMUM Muffler... 700291

NA-Not Available. NR-Not Required. FL-Remove and Re-Use Old Flange. ● Golden Warehouse. O.E.-Original Equipment.

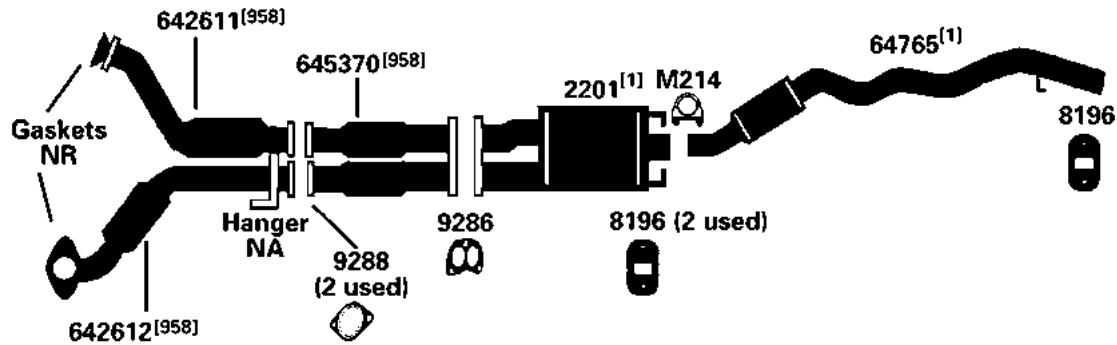
Airtube Kit [4948] may be required to complete installation. EFI-Electronic Fuel Injection.

[1] OE system was a welded assembly. It is recommended that all parts noted [1] should be replaced.

[958] Federal & California Emissions. Not For Sale or Use on vehicles licensed in the state of CA & NY (NY vehicles with CA Emissions). Check with your state authority for details.

MERCURY MOUNTAINEER

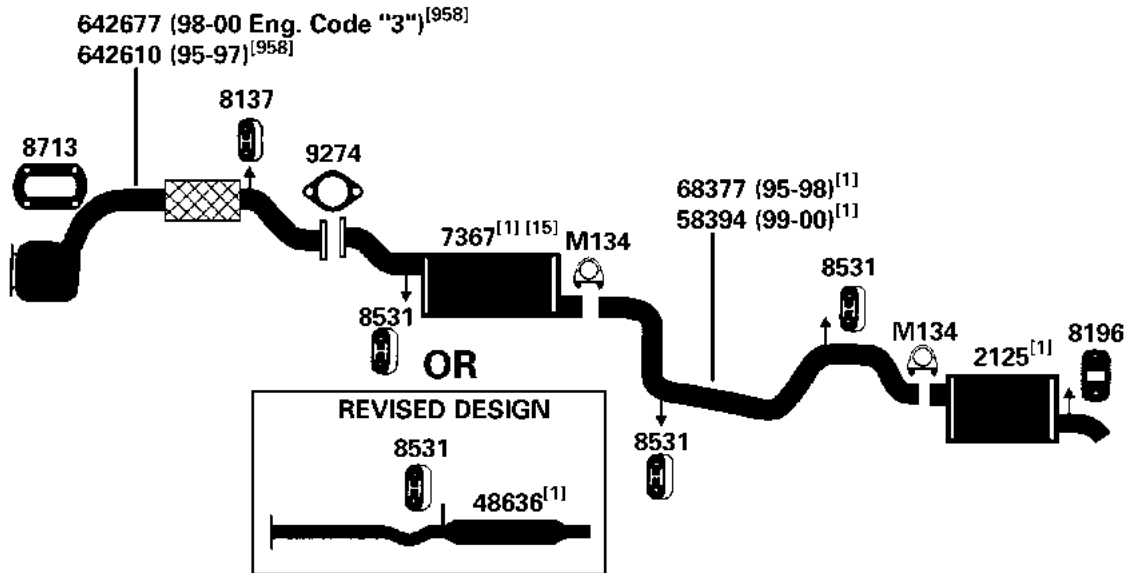
(34925) 97-98 8 Cyl. Mountaineer; 5.0L Engine, 4-Door, To 01/28/98



DIRECT FIT MSL/MAXIMUM Muffler... 700307

MERCURY MYSTIQUE

(14926) 95-00 4 Cyl. Mystique, 2.0L Engine



DIRECT FIT MSL/MAXIMUM Muffler... Muffler (2125)- 700238, UNIVERSAL FIT MSL/MAXIMUM Muffler... Welded Assembly (7367)- 709009, Muffler (2125)- 709010

NA-Not Available. NR-Not Required. FL-Remove and Re-Use Old Flange. ● Golden Warehouse. O.E.-Original Equipment.

Airtube Kit [4948] may be required to complete installation. EFI-Electronic Fuel Injection.

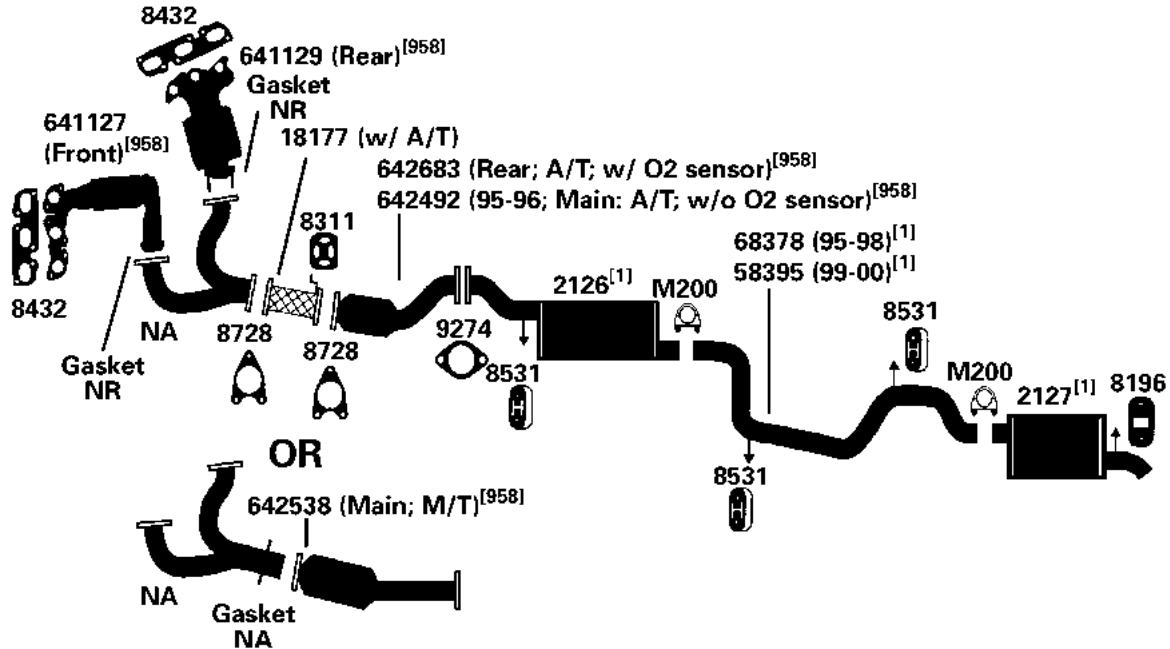
[1] OE system was a welded assembly. It is recommended that all parts noted [1] should be replaced.

[15] Discontinued, use until inventory is depleted.

[958] Federal & California Emissions. Not For Sale or Use on vehicles licensed in the state of CA & NY (NY vehicles with CA Emissions). Check with your state authority for details.

95-00 6 Cyl. Mystique, 2.5L Engine

(14925)

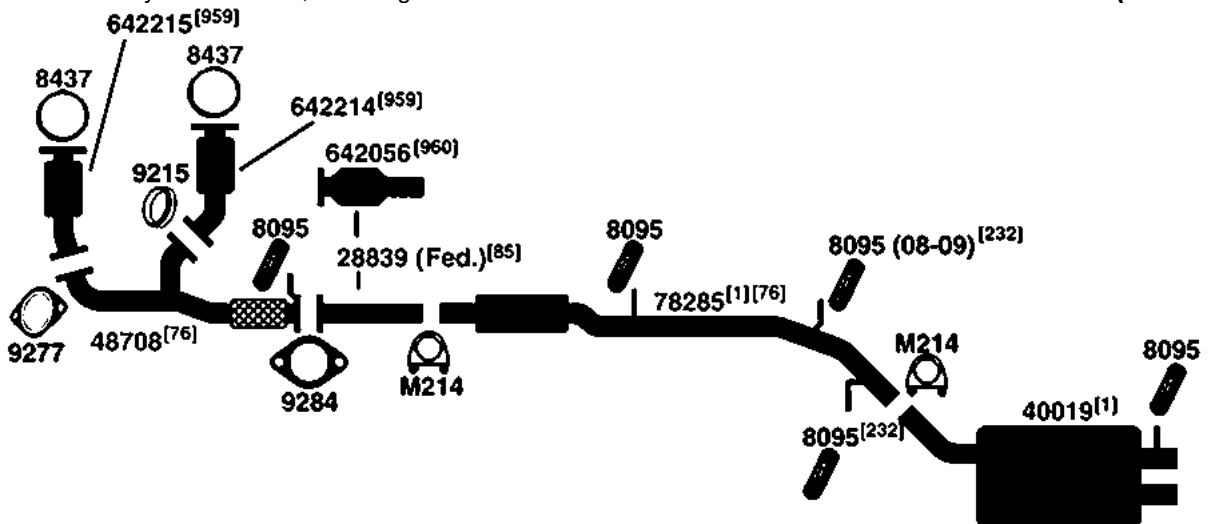


DIRECT FIT MSL/MAXIMUM Muffler... Front Muffler- 700302, Rear Muffler- 700239, UNIVERSAL FIT MSL/MAXIMUM Muffler... Front Muffler- 709009, Rear Muffler- 709010

MERCURY SABLE

08-09 6 Cyl. Sable, 3.5L Engine

(102582)



NA-Not Available. NR-Not Required. FL-Remove and Re-Use Old Flange. ● Golden Warehouse. O.E.-Original Equipment.

Airtube Kit [4948] may be required to complete installation. EFI-Electronic Fuel Injection.

[1] OE system was a welded assembly. It is recommended that all parts noted [1] should be replaced.

[76] Bracket on pipe is not required on all applications.

[85] Can be used as a resonator eliminator pipe.

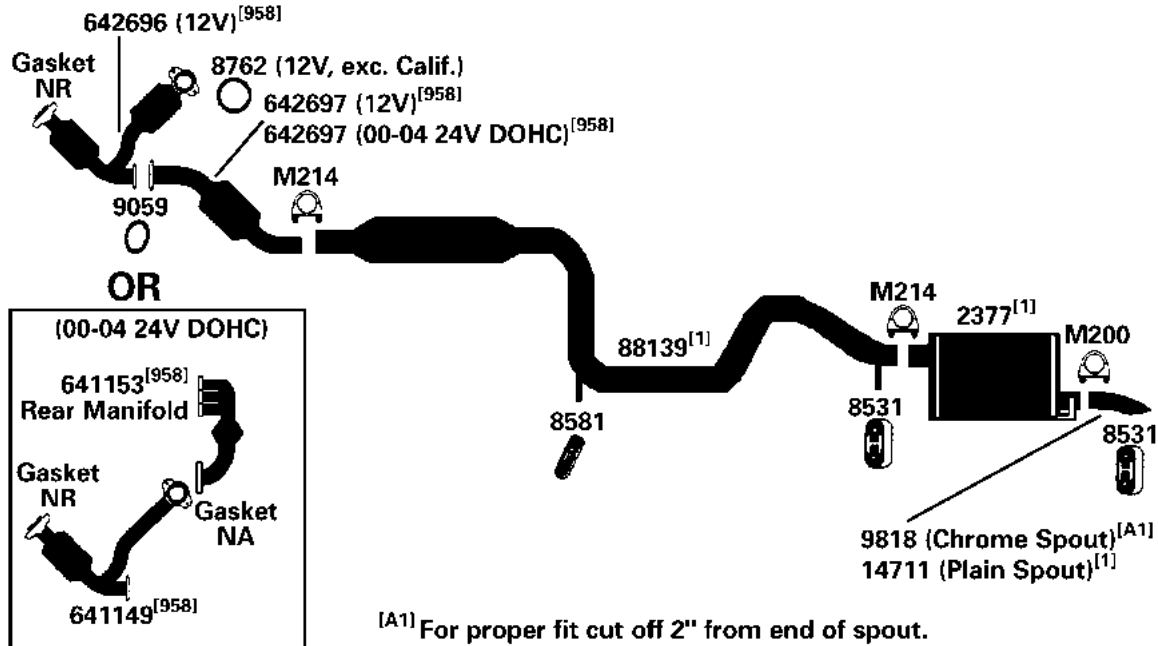
[958] Federal & California Emissions. Not For Sale or Use on vehicles licensed in the state of CA & NY (NY vehicles with CA Emissions). Check with your state authority for details.

[959] Federal Emissions. Not For Sale or Use on vehicles licensed in the state of CA. Check with your state authority.

[960] California Emissions. Not For Sale or Use on vehicles licensed in the state of CA & NY. Check with your state authority.

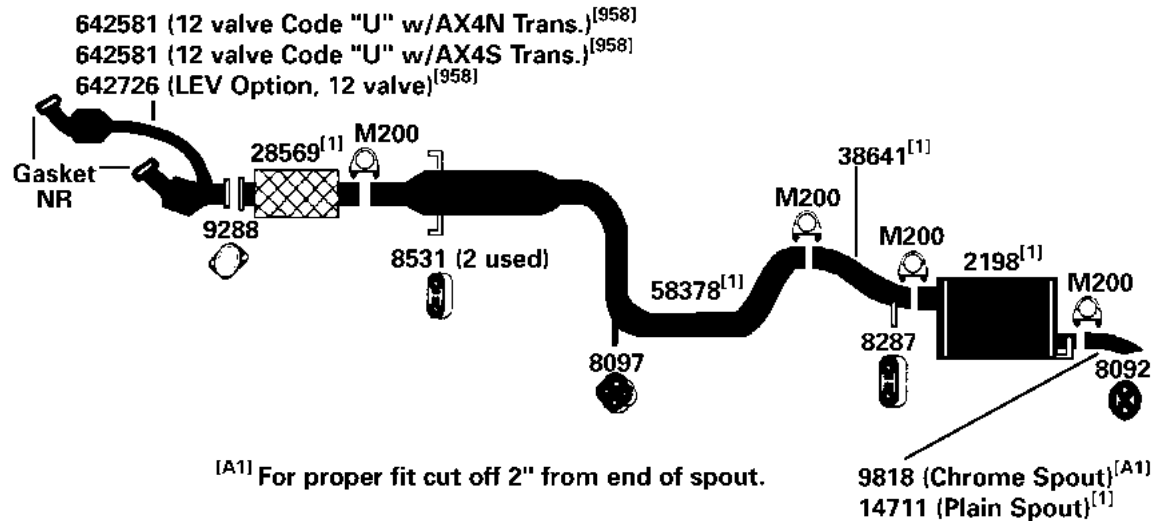
MERCURY SABLE

(100376) 00-05 6 Cyl. Sable Sedan and Station Wagon, 3.0L Engine, Single Exhaust



DIRECT FIT MSL/MAXIMUM Muffler... 700388

(11455) 96-99 6 Cyl. Sable Sedan and Station Wagon, 3.0L Engine, Single Exhaust



DIRECT FIT MSL/MAXIMUM Muffler... 700256, UNIVERSAL FIT MSL/MAXIMUM Muffler... 6516, 6538, 6553, 6556, 709011, 709012

NA-Not Available. NR-Not Required. FL-Remove and Re-Use Old Flange. ● Golden Warehouse. O.E.-Original Equipment.

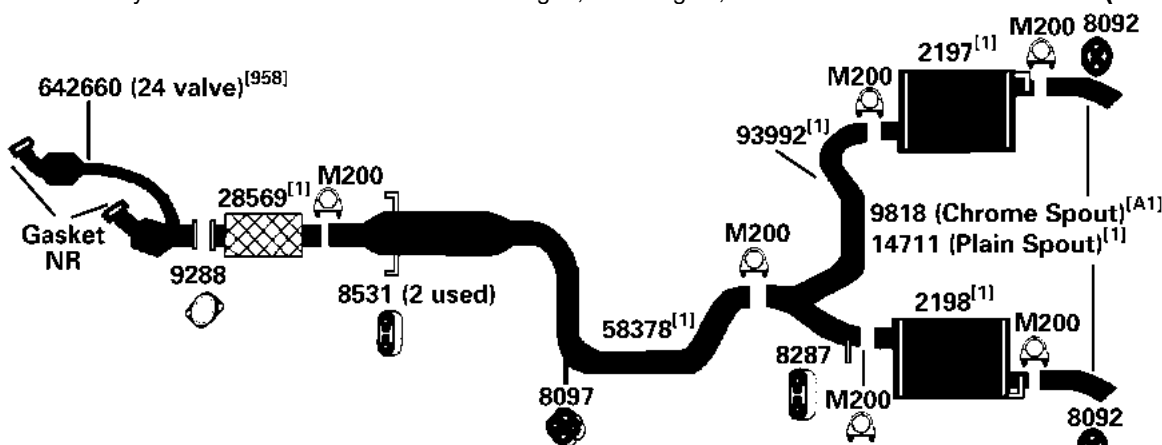
Airtube Kit [4948] may be required to complete installation. EFI-Electronic Fuel Injection.

[1] OE system was a welded assembly. It is recommended that all parts noted [1] should be replaced.

[958] Federal & California Emissions. Not For Sale or Use on vehicles licensed in the state of CA & NY (NY vehicles with CA Emissions). Check with your state authority for details.

96-99 6 Cyl. Sable Sedan and Station Wagon, 3.0L Engine, Dual Exhaust

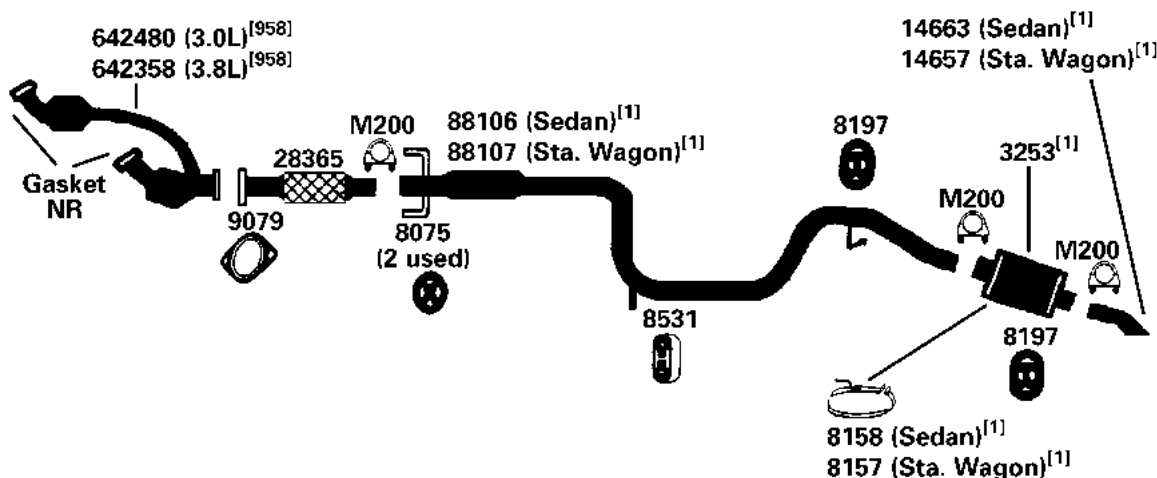
(11456)



DIRECT FIT MSL/MAXIMUM Muffler... Left 700256, Right 700255, UNIVERSAL FIT MSL/MAXIMUM Muffler... Left 6516, 6538, 6553, 6556, 709011, 709012, Right 6516, 6538, 6553, 6556, 709011, 709012

1995 6 Cyl. Sable, 3.0L (182) Engine
1995 6 Cyl. Sable, 3.8L (232) Engine

(11454)



DIRECT FIT MSL/MAXIMUM Muffler... 700098, UNIVERSAL FIT MSL/MAXIMUM Muffler... 6516, 6538, 709011, 709012, Silentone DIY Muffler... 5533

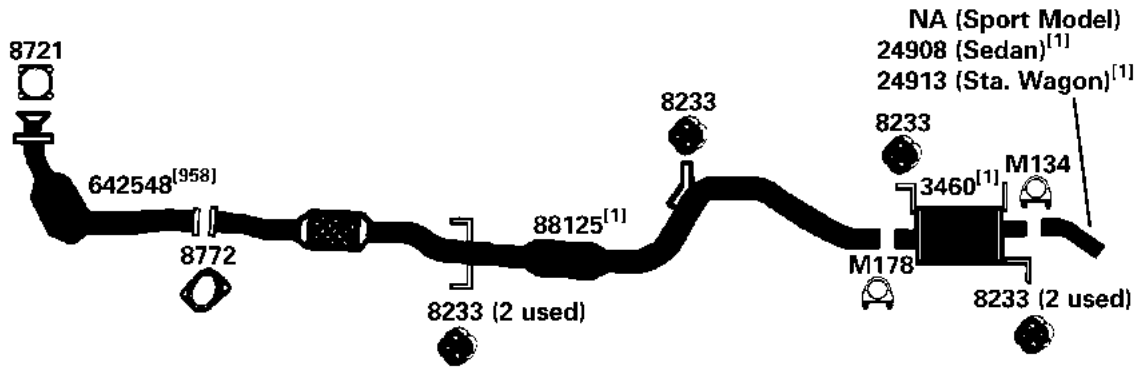
NA-Not Available. NR-Not Required. FL-Remove and Re-Use Old Flange. ● Golden Warehouse. O.E.-Original Equipment.
Airtube Kit [4948] may be required to complete installation. EFI-Electronic Fuel Injection.

[1] OE system was a welded assembly. It is recommended that all parts noted [1] should be replaced.

[958] Federal & California Emissions. Not For Sale or Use on vehicles licensed in the state of CA & NY (NY vehicles with CA Emissions). Check with your state authority for details.

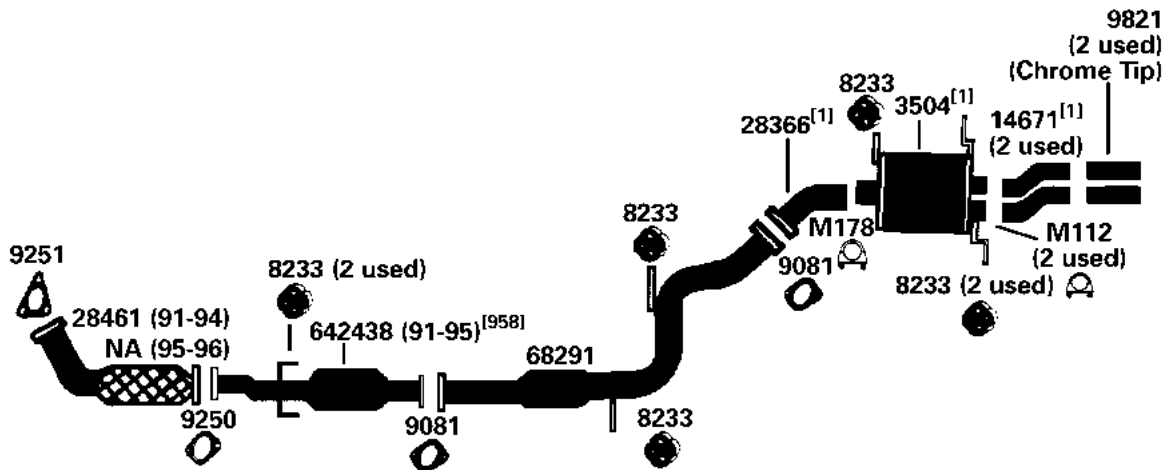
MERCURY TRACER

(11503) 97-99 4 Cyl. Tracer, 2.0L Engine



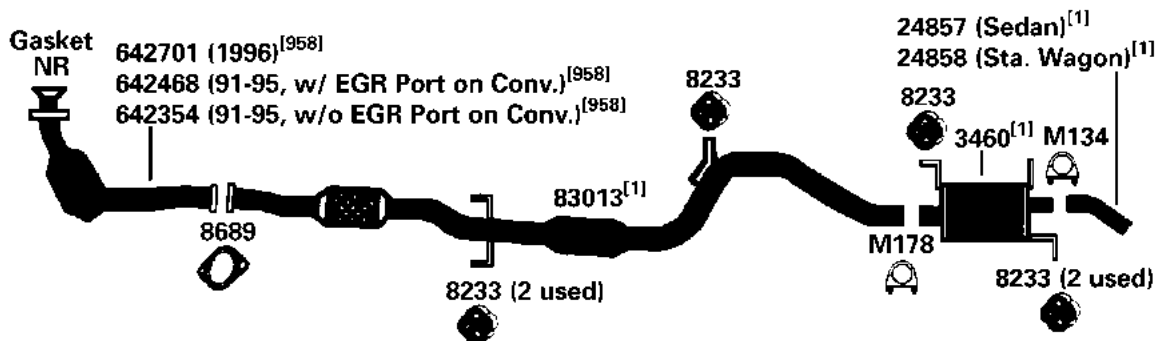
DIRECT FIT MSL/MAXIMUM Muffler... 700159

(11502) 95-96 4 Cyl. Tracer, 1.8L Engine



DIRECT FIT MSL/MAXIMUM Muffler... 700165

(11501) 95-96 4 Cyl. Tracer, 1.9L (116) Engine



DIRECT FIT MSL/MAXIMUM Muffler... 700159

NA-Not Available. NR-Not Required. FL-Remove and Re-Use Old Flange. ● Golden Warehouse. O.E.-Original Equipment.

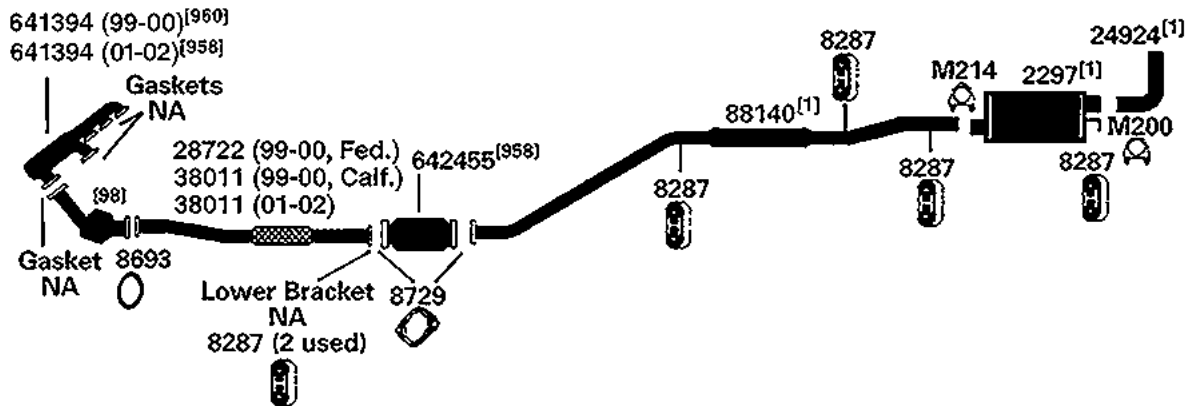
Airtube Kit [4948] may be required to complete installation. EFI-Electronic Fuel Injection.

[1] OE system was a welded assembly. It is recommended that all parts noted [1] should be replaced.

[958] Federal & California Emissions. Not For Sale or Use on vehicles licensed in the state of CA & NY (NY vehicles with CA Emissions). Check with your state authority for details.

99-02 6 Cyl. Villager; 3.3L Engine

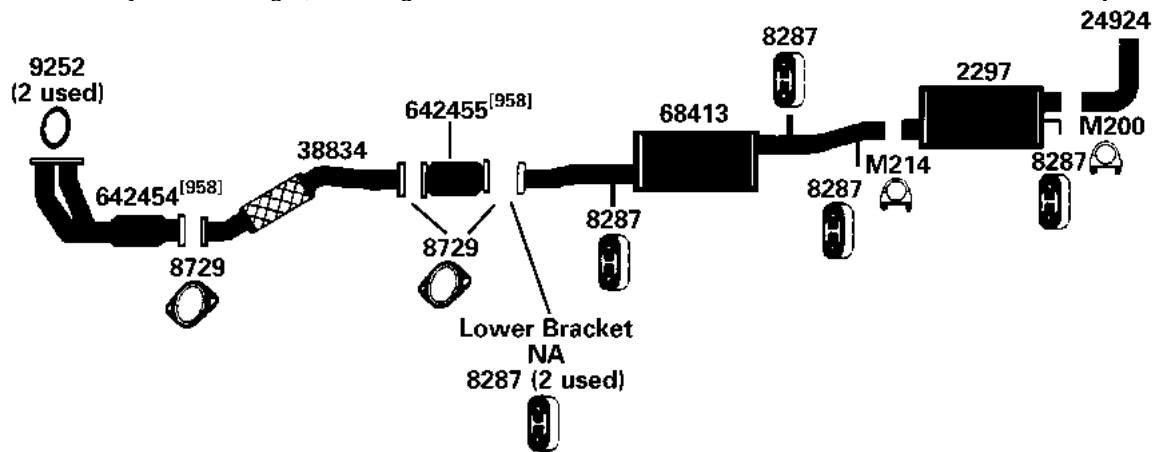
(100349)



DIRECT FIT MSL/MAXIMUM Muffler... 700348

1998 6 Cyl. Villager; 3.0L Engine

(100135)



DIRECT FIT MSL/MAXIMUM Muffler... 700348

NA-Not Available. NR-Not Required. FL-Remove and Re-Use Old Flange. ● Golden Warehouse. O.E.-Original Equipment.

Airtube Kit [4948] may be required to complete installation. EFI-Electronic Fuel Injection.

- [1] OE system was a welded assembly. It is recommended that all parts noted [1] should be replaced.

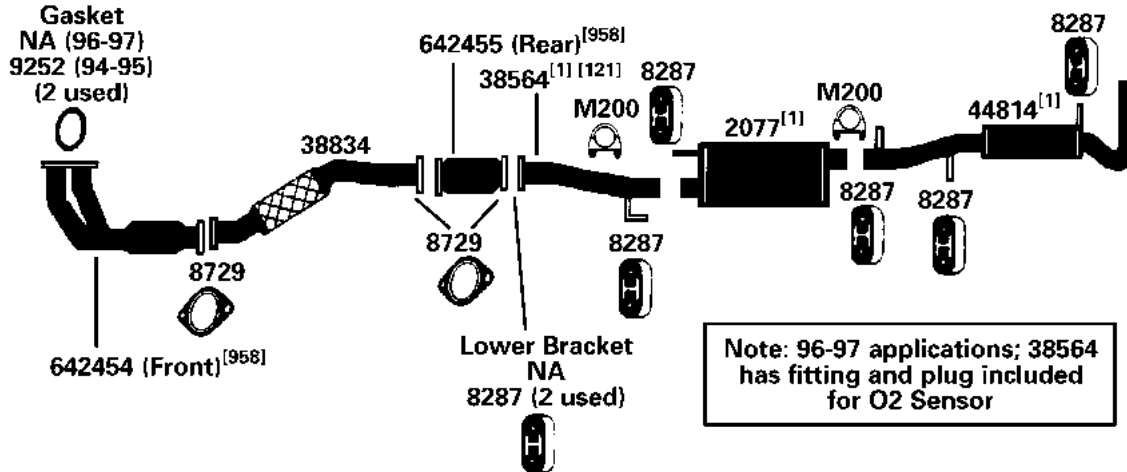
- [98] Refer to current Catalytic Converter catalog or Website catalog for availability.

- [958] Federal & California Emissions. Not For Sale or Use on vehicles licensed in the state of CA & NY (NY vehicles with CA Emissions). Check with your state authority for details.

- [960] California Emissions. Not For Sale or Use on vehicles licensed in the state of CA & NY. Check with your state authority.

MERCURY VILLAGER

(34901) 95-97 6 Cyl. Villager; 3.0L Engine

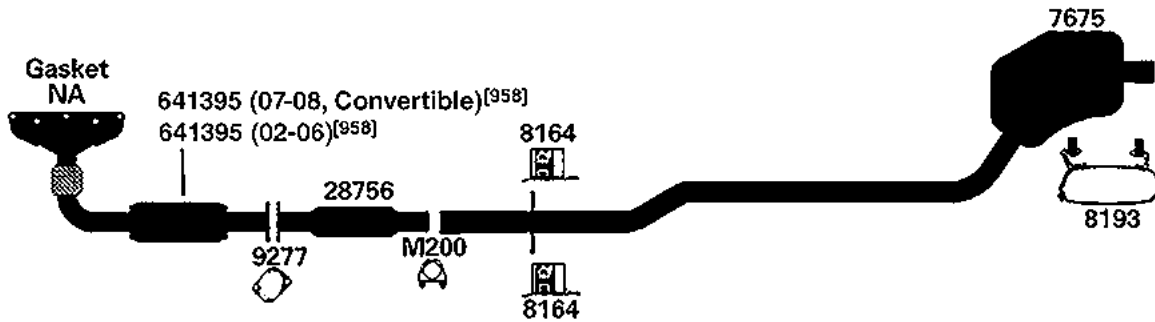


DIRECT FIT MSL/MAXIMUM Muffler... 700225

MINI

MINI COOPER

(101777) 02-08 4 Cyl. Cooper; 1.6L Engine; (Exc. Cooper S & Clubman Models)



NA-Not Available. NR-Not Required. FL-Remove and Re-Use Old Flange. ● Golden Warehouse. O.E.-Original Equipment.

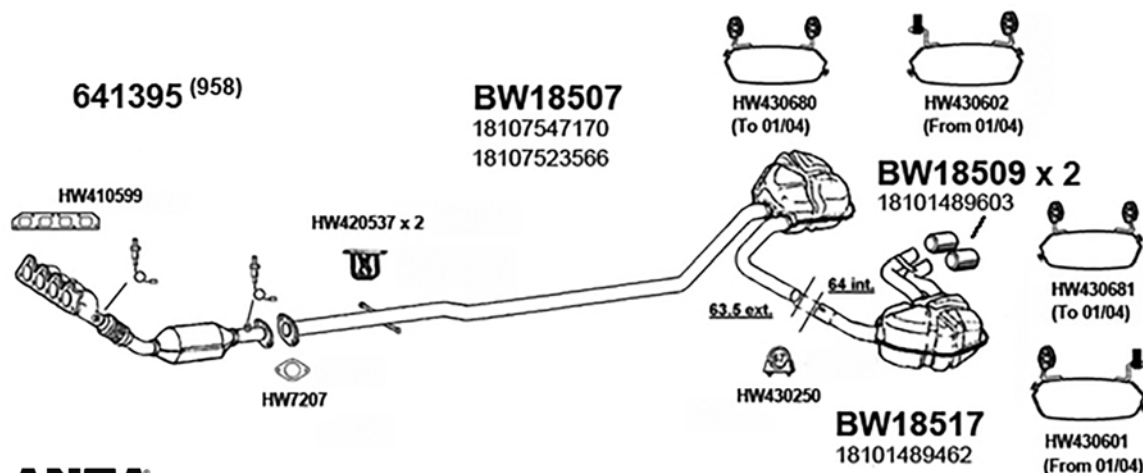
Airtube Kit [4948] may be required to complete installation. EFI-Electronic Fuel Injection.

[1] OE system was a welded assembly. It is recommended that all parts noted [1] should be replaced.

[110] Remove and re-use original muffler strap and hangers.

[121] Sensor plug supplied, should be used on 94-95 models.

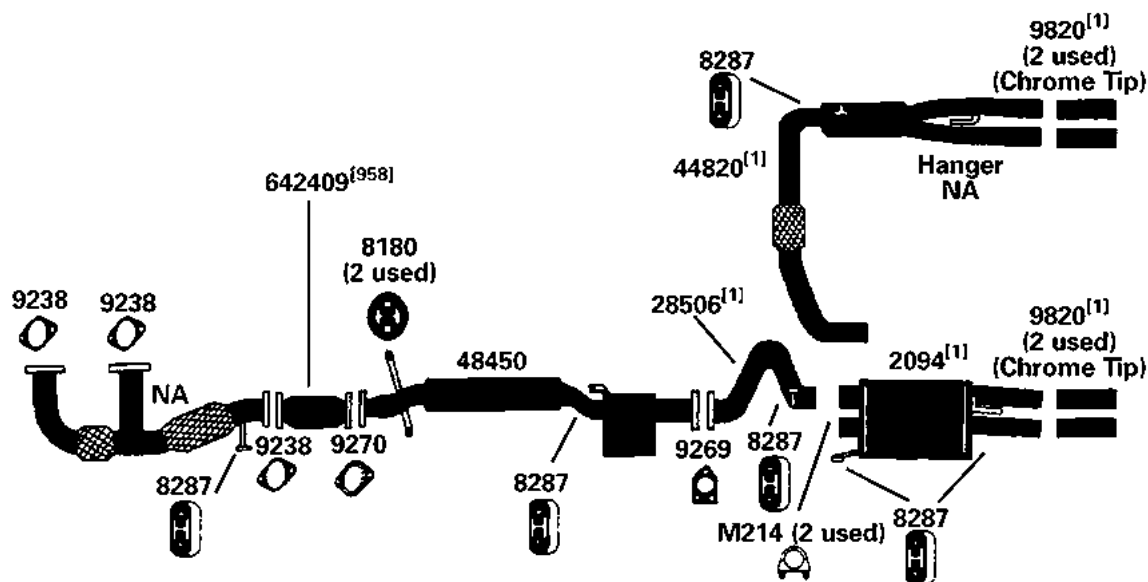
[958] Federal & California Emissions. Not For Sale or Use on vehicles licensed in the state of CA & NY (NY vehicles with CA Emissions). Check with your state authority for details.



ANSA

MITSUBISHI

MITSUBISHI 3000GT



NA-Not Available. NR-Not Required. FL-Remove and Re-Use Old Flange. ● Golden Warehouse. O.E.-Original Equipment.

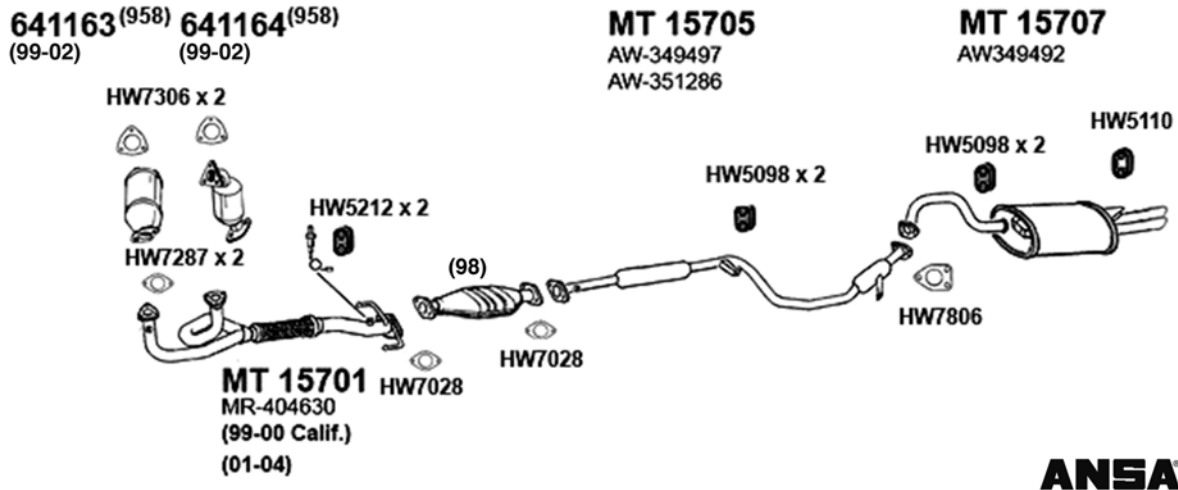
Airtube Kit [4948] may be required to complete installation. EFI-Electronic Fuel Injection.

[1] OE system was a welded assembly. It is recommended that all parts noted [1] should be replaced.

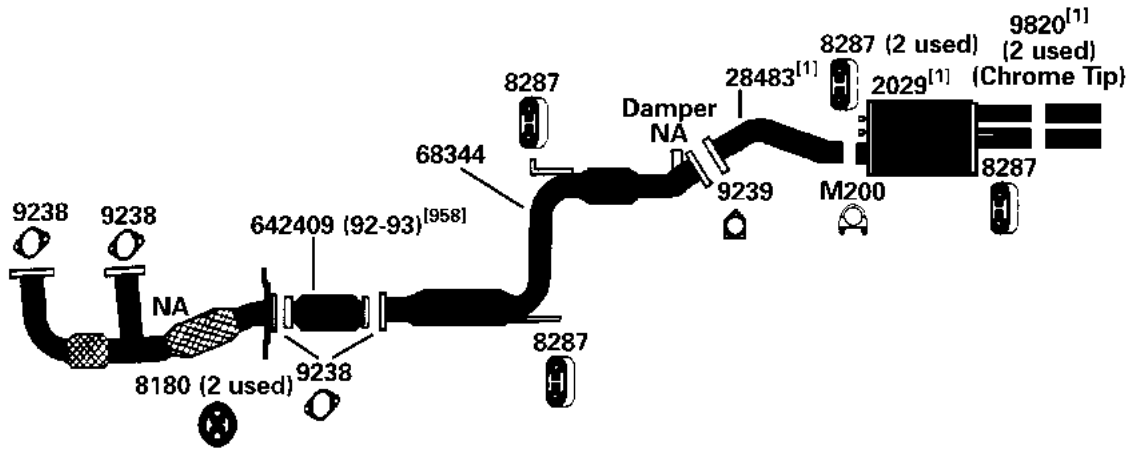
[958] Federal & California Emissions. Not For Sale or Use on vehicles licensed in the state of CA & NY (NY vehicles with CA Emissions). Check with your state authority for details.

MITSUBISHI DIAMANTE

(MT152) 97-04 6 Cyl. Diamante, 3.5L Engine



(13875) 95-96 6 Cyl. Diamante Sedan, 3.0L Engine



DIRECT FIT MSL/MAXIMUM Muffler... 700383

NA-Not Available. NR-Not Required. FL-Remove and Re-Use Old Flange. ● Golden Warehouse. O.E.-Original Equipment.

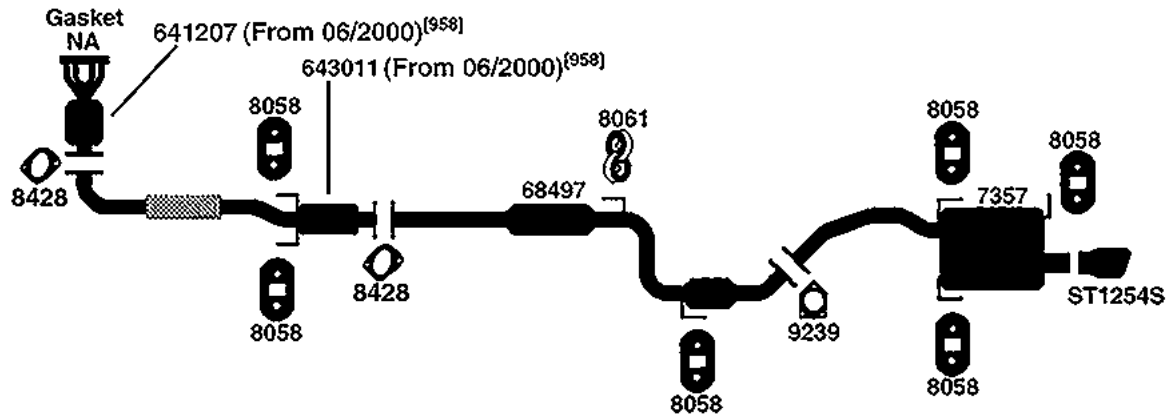
Airtube Kit [4948] may be required to complete installation. EFI-Electronic Fuel Injection.

^[1] OE system was a welded assembly. It is recommended that all parts noted [1] should be replaced.

^[958] Federal & California Emissions. Not For Sale or Use on vehicles licensed in the state of CA & NY (NY vehicles with CA Emissions). Check with your state authority for details.

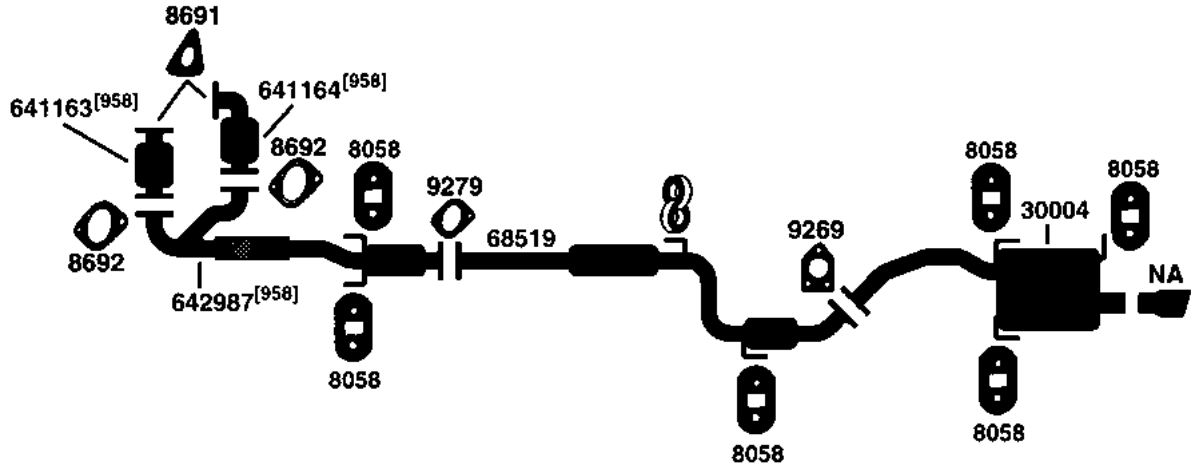
00-05 4 Cyl. Eclipse, 2.4L Engine

(102629)



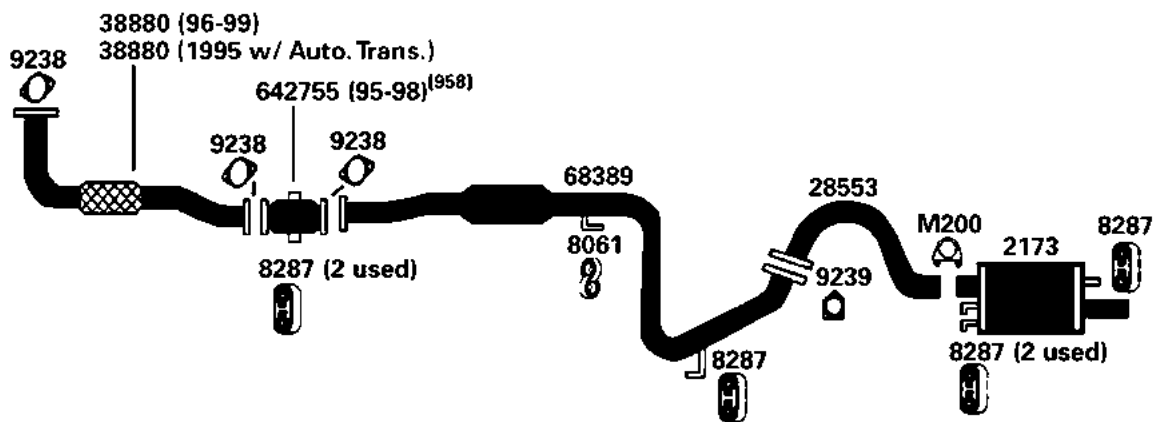
00-05 6 Cyl. Eclipse, 3.0L Engine, (From 06/2000)

(102127)



95-99 4 Cyl. Eclipse, 2.0L DOHC Engine; except Turbo and All Wheel Drive

(13207)

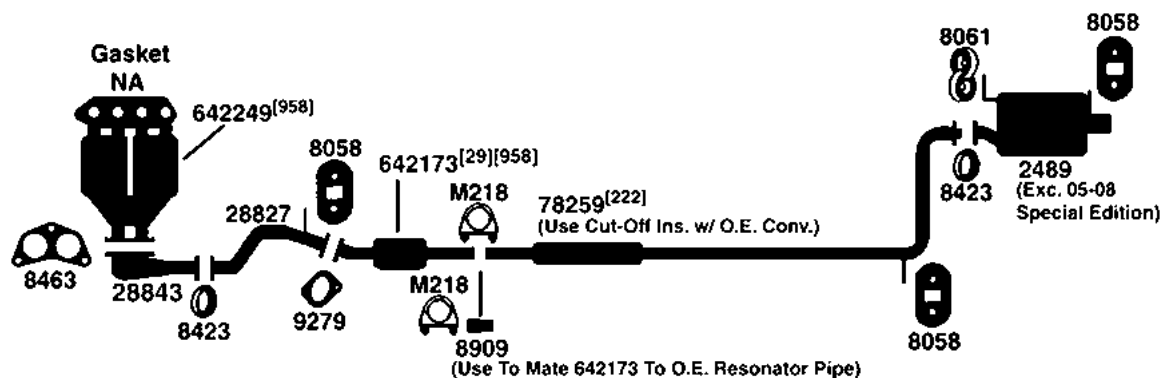


NA-Not Available. NR-Not Required. FL-Remove and Re-Use Old Flange. ● Golden Warehouse. O.E.-Original Equipment.
Airtube Kit [4948] may be required to complete installation. EFI-Electronic Fuel Injection.

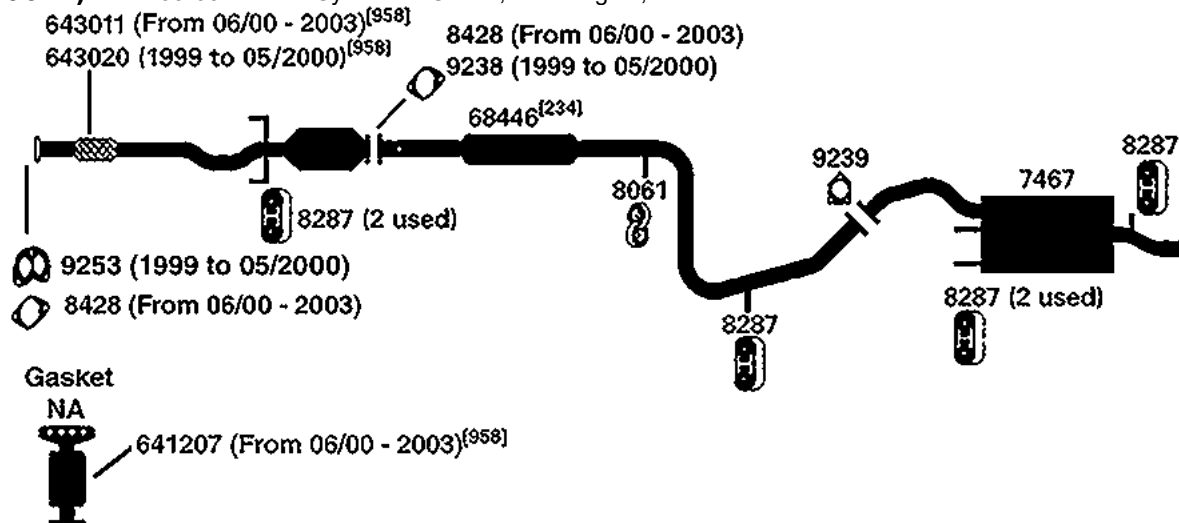
[958] Federal & California Emissions. Not For Sale or Use on vehicles licensed in the state of CA & NY (NY vehicles with CA Emissions). Check with your state authority for details.

MITSUBISHI GALANT

(102124) 04-12 4 Cyl. Galant, 2.4L Engine



(100614) 99-03 4 Cyl. Galant, 2.4L Engine; Federal Emissions



NA-Not Available. NR-Not Required. FL-Remove and Re-Use Old Flange. ● Golden Warehouse. O.E.-Original Equipment.

Airtube Kit [4948] may be required to complete installation. EFI-Electronic Fuel Injection.

[29] Cut as required.

[222] The O.E. extension pipe must be cut off 9" behind the pipe to converter weld.

[234] For models equipped with O2 sensor, plug must be removed from adapter.

[958] Federal & California Emissions. Not For Sale or Use on vehicles licensed in the state of CA & NY (NY vehicles with CA Emissions). Check with your state authority for details.

99-03 6 Cyl. Galant, 3.0L Engine

(MT116)

641163⁽⁹⁵⁸⁾ 641164⁽⁹⁵⁸⁾

MT 14143

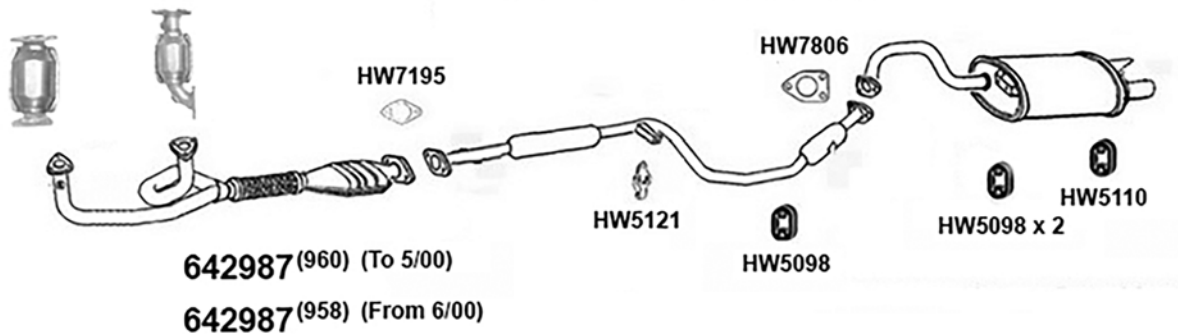
MR281022
(99-00 Fed)

MT 14153

MR281021
(99-00 Calif. 01-03 All)

MT 14147

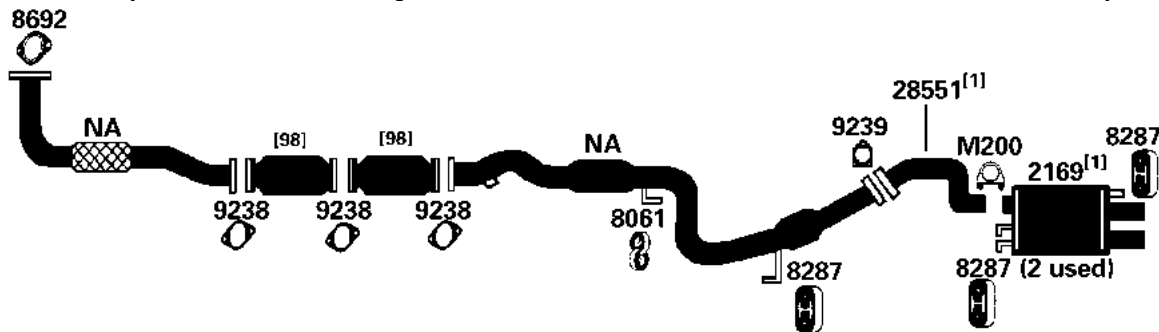
MR281017



ANSA

95-98 4 Cyl. Galant, 2.4L Engine; Calif. Models

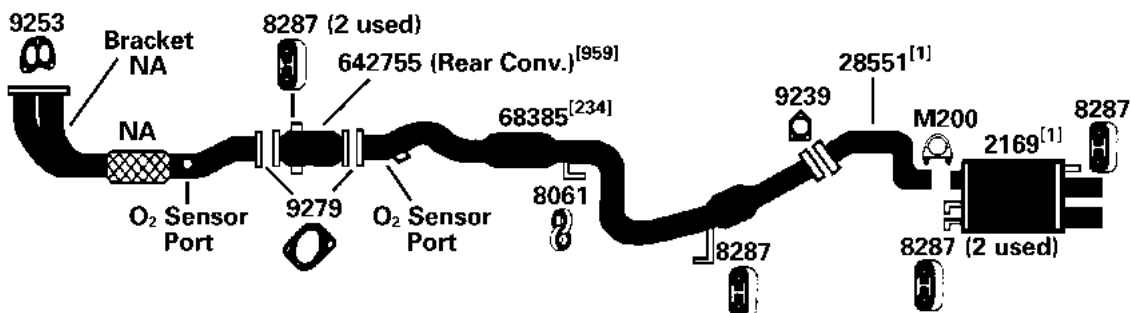
(100562)



DIRECT FIT MSL/MAXIMUM Muffler... 700390, UNIVERSAL FIT MSL/MAXIMUM Muffler... 709015

95-98 4 Cyl. Galant, 2.4L SOHC Engine; except 6/94-98 Calif. Models

(12204)



DIRECT FIT MSL/MAXIMUM Muffler... 700390, UNIVERSAL FIT MSL/MAXIMUM Muffler... 709015

NA-Not Available. NR-Not Required. FL-Remove and Re-Use Old Flange. ● Golden Warehouse. O.E.-Original Equipment.
Airtube Kit [4948] may be required to complete installation. EFI-Electronic Fuel Injection.

[1] OE system was a welded assembly. It is recommended that all parts noted [1] should be replaced.

[98] Refer to current Catalytic Converter catalog or Website catalog for availability.

[234] For models equipped with O2 sensor, plug must be removed from adapter.

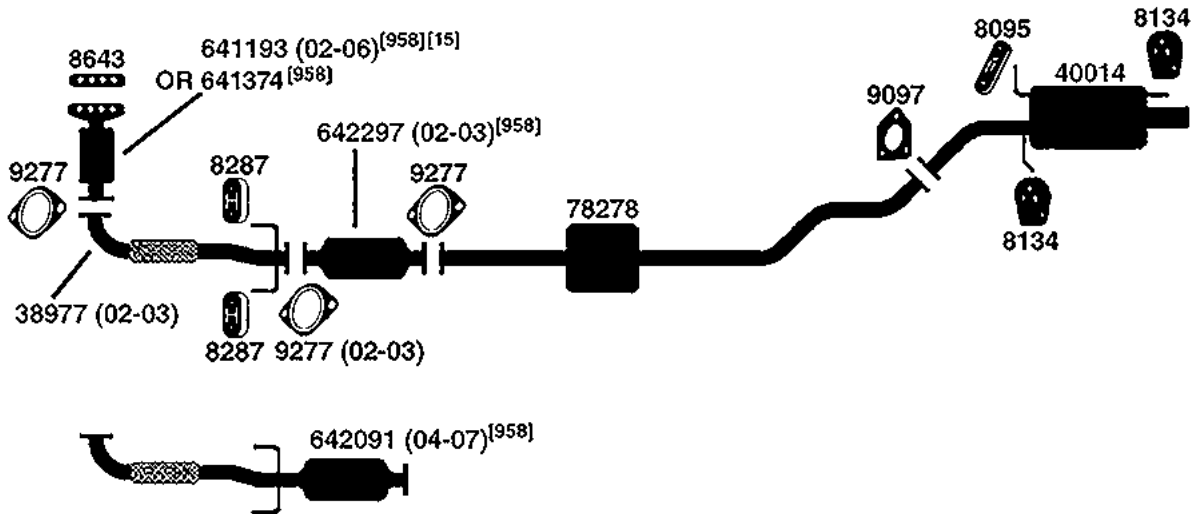
[958] Federal & California Emissions. Not For Sale or Use on vehicles licensed in the state of CA & NY (NY vehicles with CA Emissions). Check with your state authority for details.

[959] Federal Emissions. Not For Sale or Use on vehicles licensed in the state of CA. Check with your state authority.

[960] California Emissions. Not For Sale or Use on vehicles licensed in the state of CA & NY. Check with your state authority.

MITSUBISHI LANCER

(102120) 02-07 4 Cyl. Lancer; 2.0L Engine; Exc. Evolution Submodels



MITSUBISHI MIRAGE

(MT157) 97-02 4 Cyl. Mirage, 1.5L Engine

MT 16401

MB-810553
 MB-924741
 (Federal)

641239 [958]

(Calif. to 5/00)
 (All from 06/00)

642212 [958]

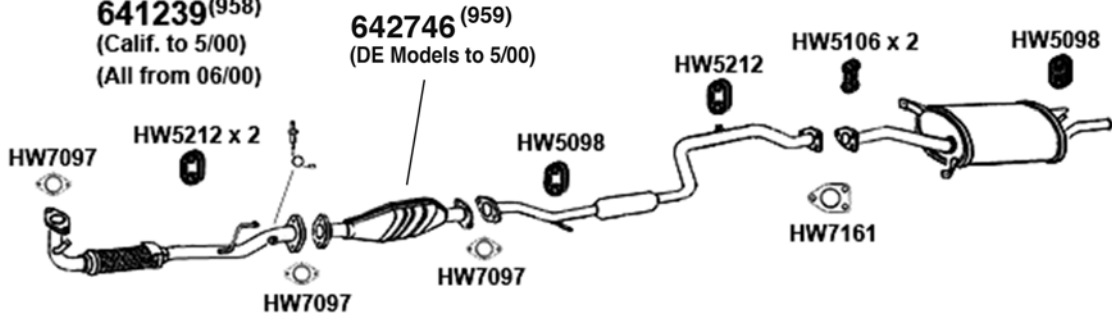
(Calif. to 5/00)
 (All from 06/00)

MT 12205

MR323638
 (Calif 98-02 4 dr)

MT 12247

MB925950
 MR188883



ANSA

NA-Not Available. NR-Not Required. FL-Remove and Re-Use Old Flange. ● Golden Warehouse. O.E.-Original Equipment.

Airtube Kit [4948] may be required to complete installation. EFI-Electronic Fuel Injection.

[15] Discontinued, use until inventory is depleted.

[98] Refer to current Catalytic Converter catalog or Website catalog for availability.

[958] Federal & California Emissions. Not For Sale or Use on vehicles licensed in the state of CA & NY (NY vehicles with CA Emissions). Check with your state authority for details.

[959] Federal Emissions. Not For Sale or Use on vehicles licensed in the state of CA. Check with your state authority.

[960] California Emissions. Not For Sale or Use on vehicles licensed in the state of CA & NY. Check with your state authority.

97-02 4 Cyl. Mirage, 1.8L Engine

(MT158)

MT 12201

MR188808

(Federal)

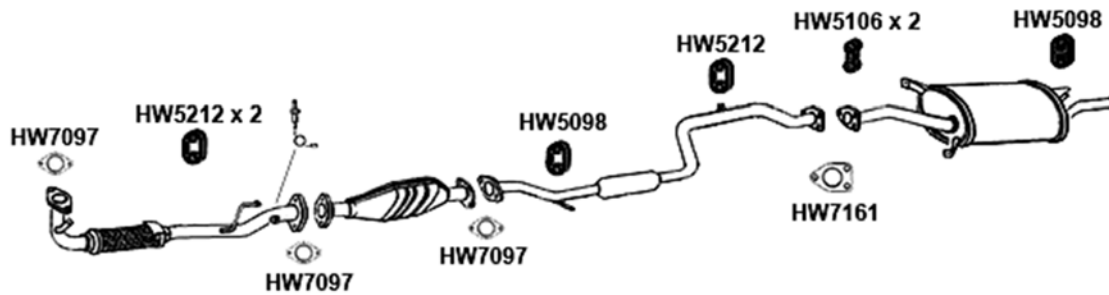
642059⁽⁹⁵⁸⁾

N.A.

MT 12247

MB925950

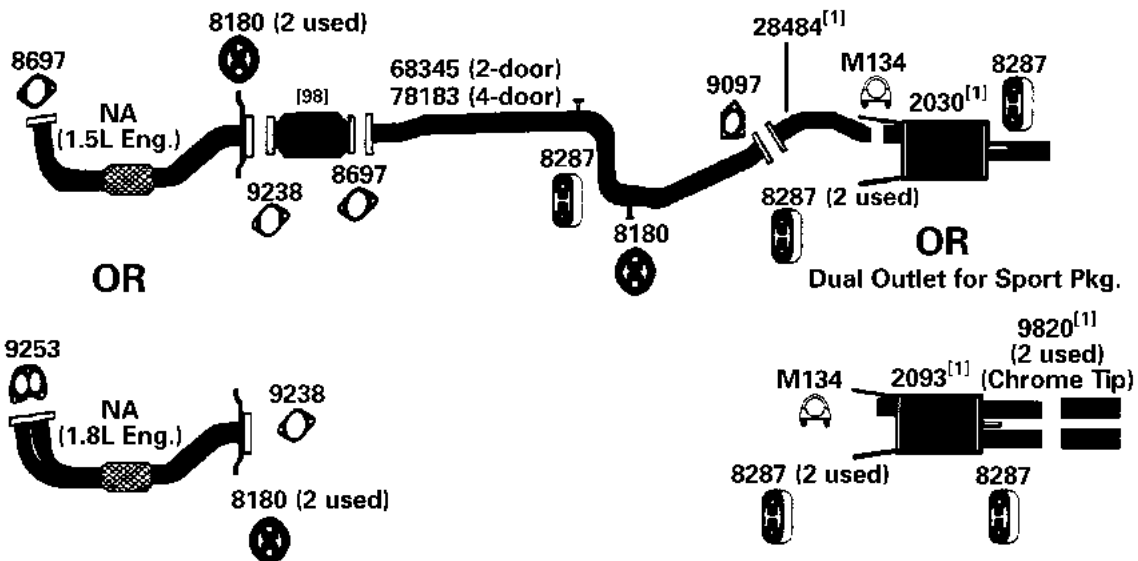
MR188883



ANSA

95-96 4 Cyl. Mirage Notchback; 1.5L, 1.8L SOHC Engine

(11605)



UNIVERSAL FIT MSL/MAXIMUM Muffler... Single Outlet Muffler- 6676

NA-Not Available. NR-Not Required. FL-Remove and Re-Use Old Flange. ● Golden Warehouse. O.E.-Original Equipment.

Airtube Kit [4948] may be required to complete installation. EFI-Electronic Fuel Injection.

[1] OE system was a welded assembly. It is recommended that all parts noted [1] should be replaced.

[98] Refer to current Catalytic Converter catalog or Website catalog for availability.

[958] Federal & California Emissions. Not For Sale or Use on vehicles licensed in the state of CA & NY (NY vehicles with CA Emissions). Check with your state authority for details.

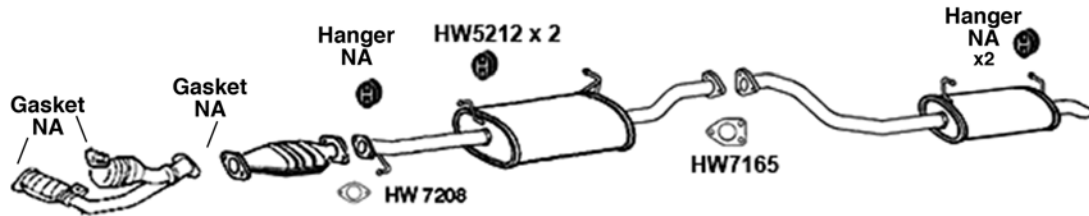
MITSUBISHI MONTERO, PICKUP

(MT151) 01-02 6 Cyl. Montero, 3.5L Engine

641225⁽⁹⁵⁸⁾ 645447⁽⁹⁵⁸⁾

MT15145
MR481140

MT15147
MR481150



ANSA

(MT1170) 95-00 6 Cyl. Montero, 3.5L Engine

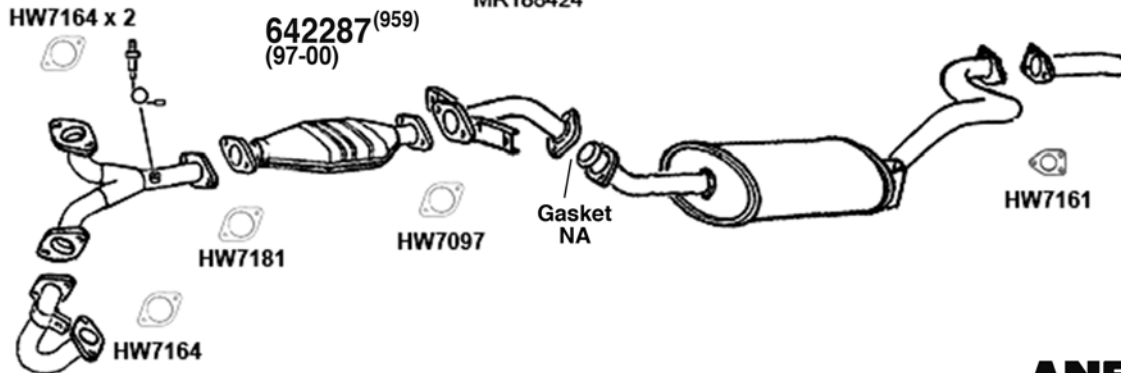
N.A.

642287⁽⁹⁵⁸⁾
(94-96)

MT 9004
MR127047
MR188424

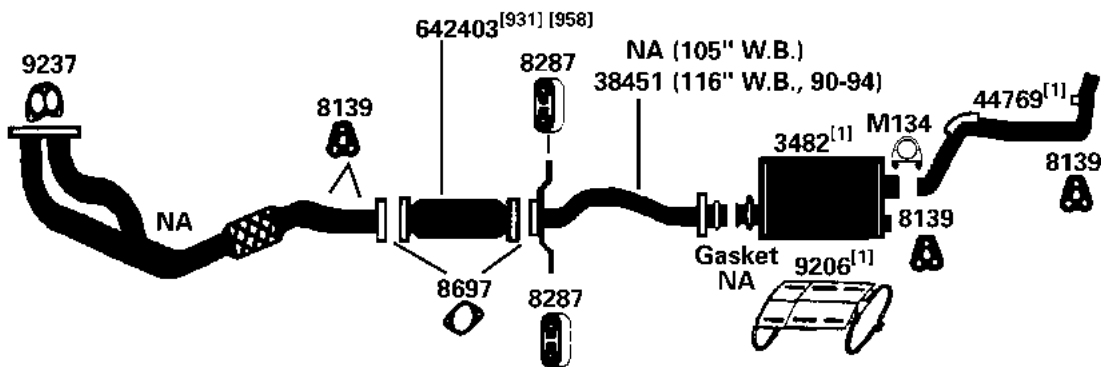
MT 8905
MR161218

MT 8908
MB925144



ANSA

(31011) 95-96 4 Cyl. Pickup; 2.4L Engine; 2 W.D.; except 93-94 California



DIRECT FIT MSL/MAXIMUM Muffler... 700134, UNIVERSAL FIT MSL/MAXIMUM Muffler... 709011

NA-Not Available. NR-Not Required. FL-Remove and Re-Use Old Flange. ● Golden Warehouse. O.E.-Original Equipment.
Airtube Kit [4948] may be required to complete installation. EFI-Electronic Fuel Injection.

[1] OE system was a welded assembly. It is recommended that all parts noted [1] should be replaced.

[931] This unit was designed to fit many applications. Measurement of the old unit and cutting of new unit is required.

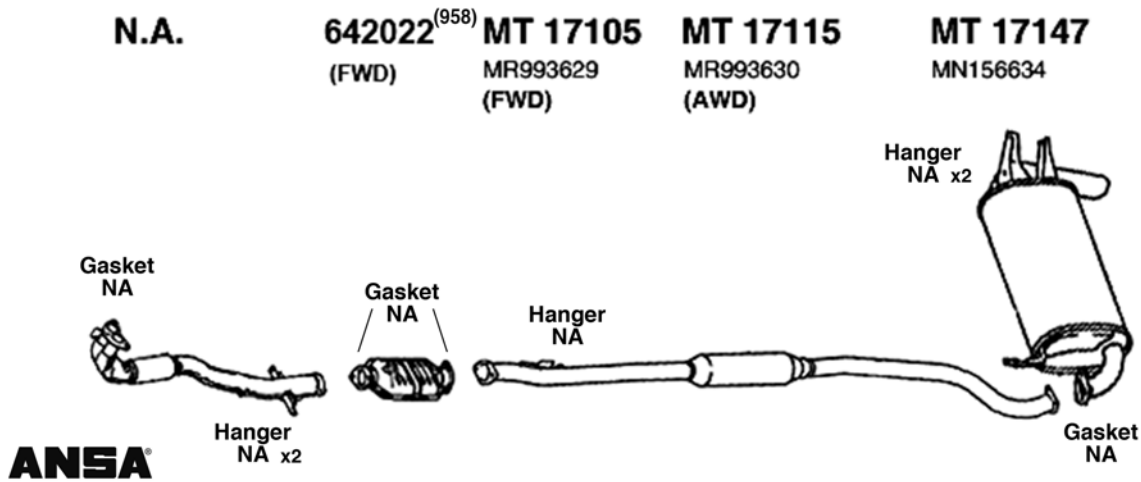
[958] Federal & California Emissions. Not For Sale or Use on vehicles licensed in the state of CA & NY (NY vehicles with CA Emissions). Check with your state authority for details.

[959] Federal Emissions. Not For Sale or Use on vehicles licensed in the state of CA. Check with your state authority.

MITSUBISHI OUTLANDER

04-06 4 Cyl. Outlander, 2.4L Engine

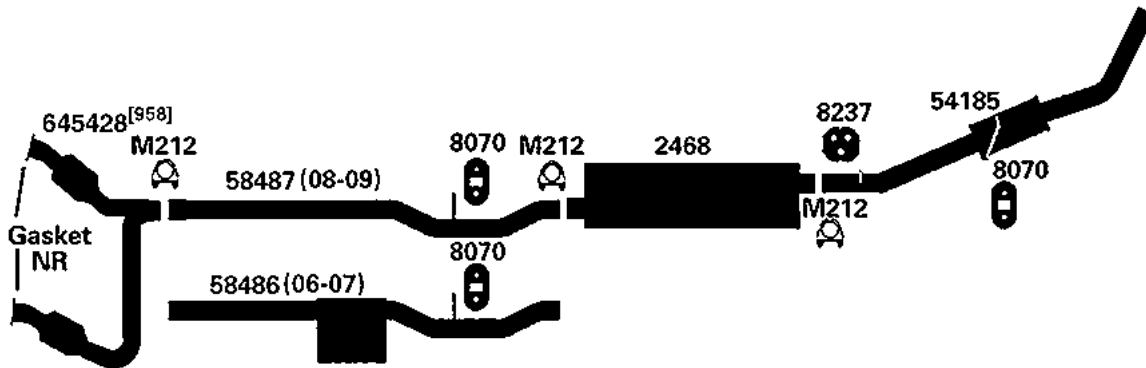
(MT123)



MITSUBISHI RAIDER PICKUP

06-09 6 Cyl. Raider Extended Cab and Double Cab, 131" W.B.; 3.7L Engine; 2 W.D., 4 W.D.

(101762)



DIRECT FIT MSL/MAXIMUM Muffler... 700480

NA-Not Available. NR-Not Required. FL-Remove and Re-Use Old Flange. ● Golden Warehouse. O.E.-Original Equipment.
Airtube Kit [4948] may be required to complete installation. EFI-Electronic Fuel Injection.

[958] Federal & California Emissions. Not For Sale or Use on vehicles licensed in the state of CA & NY (NY vehicles with CA Emissions). Check with your state authority for details.

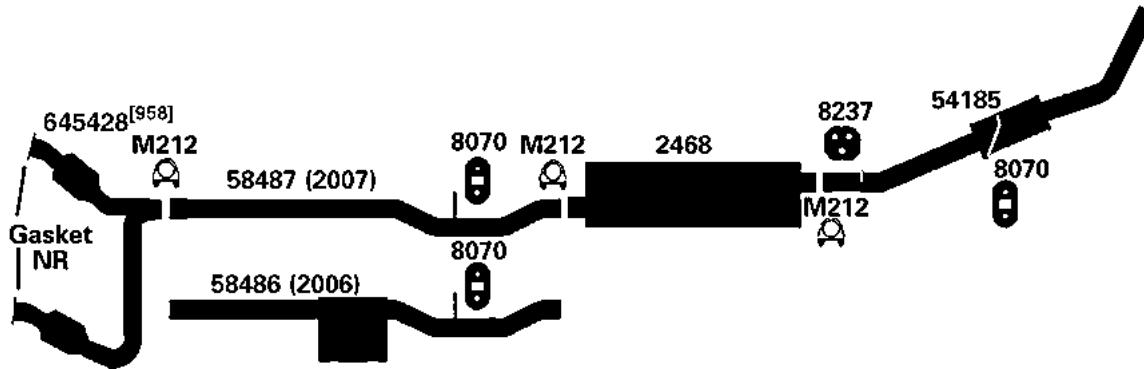
MITSUBISHI RAIDER PICKUP

(101763)

06-07

8 Cyl.

Raider Extended Cab and Double Cab, 131" W.B.; 4.7L Engine; 2 W.D., 4 W.D.



DIRECT FIT MSL/MAXIMUM Muffler... 700480

NISSAN

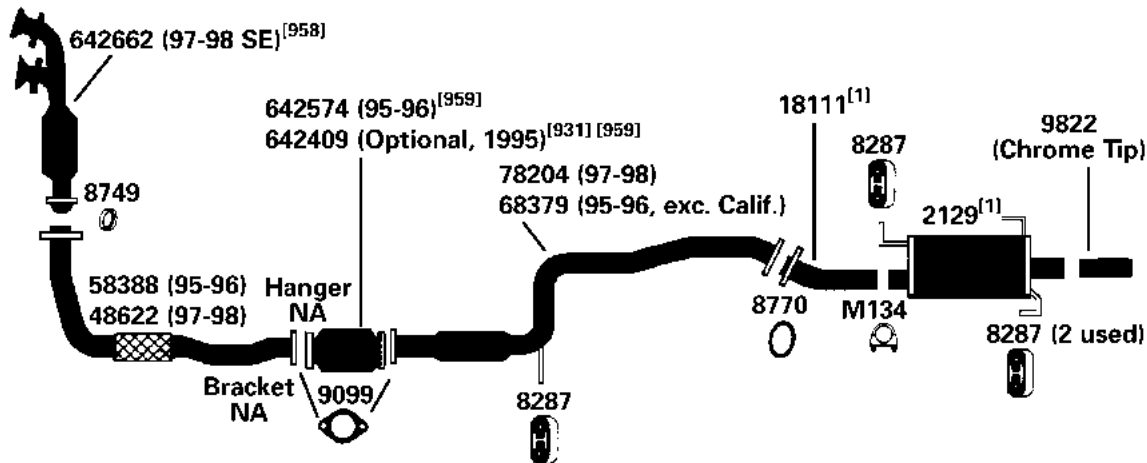
NISSAN 200SX

(3628)

95-98

4 Cyl.

200SX; 1.6L Engine, exc. 95-96 California Models



DIRECT FIT MSL/MAXIMUM Muffler... 700241

NA-Not Available. NR-Not Required. FL-Remove and Re-Use Old Flange. ● Golden Warehouse. O.E.-Original Equipment.

Airtube Kit [4948] may be required to complete installation. EFI-Electronic Fuel Injection.

[1] OE system was a welded assembly. It is recommended that all parts noted [1] should be replaced.

[931] This unit was designed to fit many applications. Measurement of the old unit and cutting of new unit is required.

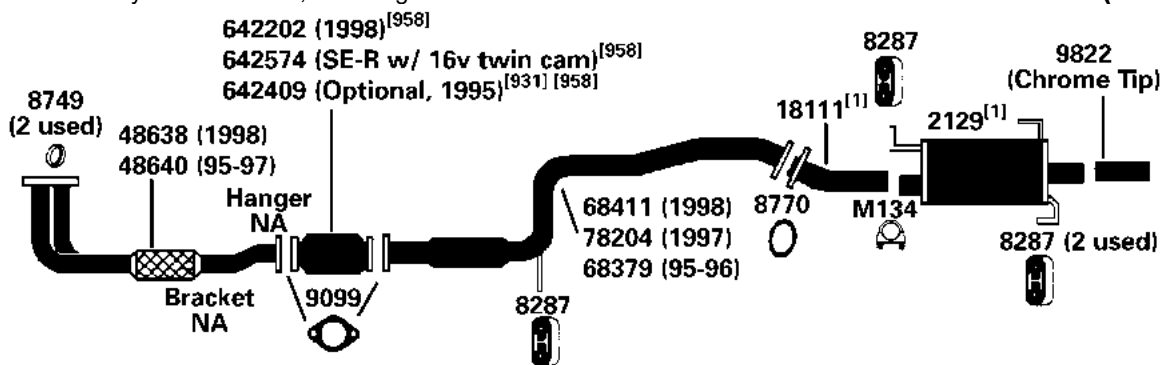
[958] Federal & California Emissions. Not For Sale or Use on vehicles licensed in the state of CA & NY (NY vehicles with CA Emissions). Check with your state authority for details.

[959] Federal Emissions. Not For Sale or Use on vehicles licensed in the state of CA. Check with your state authority.

NISSAN 200SX

95-98 4 Cyl. 200SX; 2.0L Engine

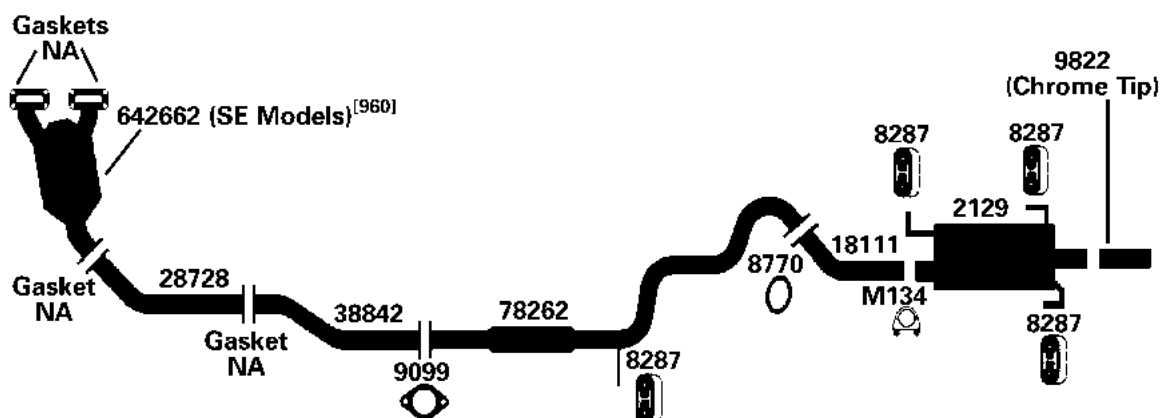
(100185)



DIRECT FIT MSL/MAXIMUM Muffler... 700241

95-96 4 Cyl. 200SX; 1.6L Engine, California Models

(101805)

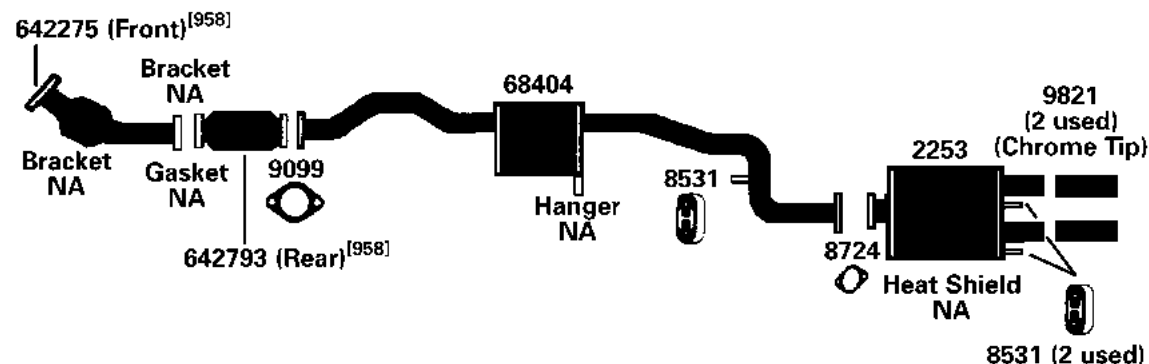


DIRECT FIT MSL/MAXIMUM Muffler... 700241

NISSAN 240SX

95-98 4 Cyl. 240 SX, 2.4L Engine

(100041)



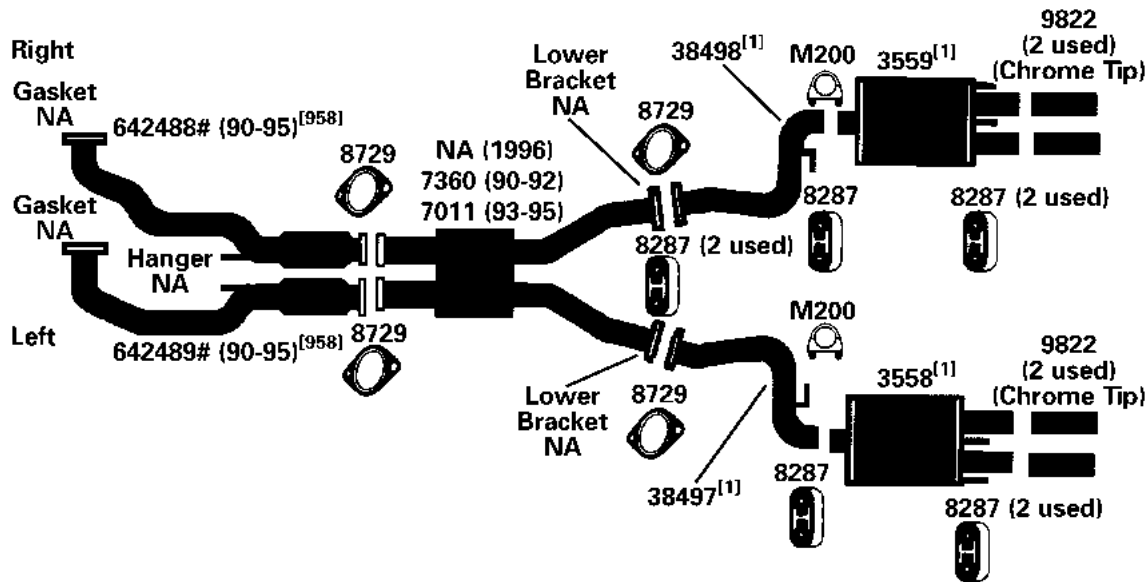
NA-Not Available. NR-Not Required. FL-Remove and Re-Use Old Flange. ● Golden Warehouse. O.E.-Original Equipment.
Airtube Kit [4948] may be required to complete installation. EFI-Electronic Fuel Injection.

- [1] OE system was a welded assembly. It is recommended that all parts noted [1] should be replaced.
[931] This unit was designed to fit many applications. Measurement of the old unit and cutting of new unit is required.

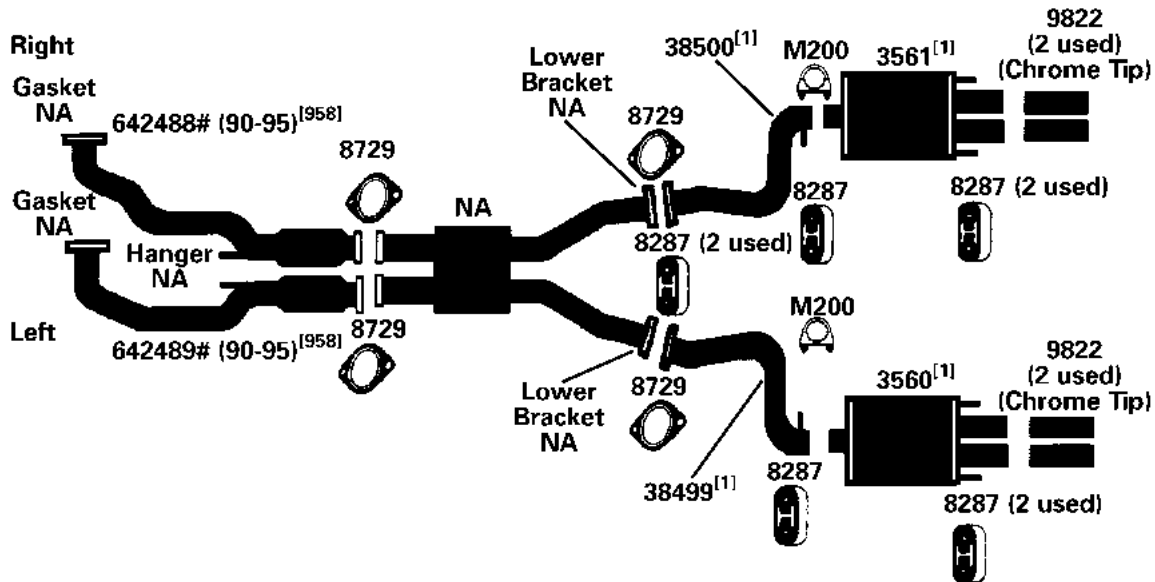
- [958] Federal & California Emissions. Not For Sale or Use on vehicles licensed in the state of CA & NY (NY vehicles with CA Emissions). Check with your state authority for details.
[960] California Emissions. Not For Sale or Use on vehicles licensed in the state of CA & NY. Check with your state authority.

NISSAN 280ZX, 300ZX

(3919) 95-96 6 Cyl. 300ZX, 2 Seat Coupe, 3.0L Engine; except Turbo



(3918) 95-96 6 Cyl. 300ZX, 2 + 2 Seater, 3.0L Engine; except Turbo



NA-Not Available. NR-Not Required. FL-Remove and Re-Use Old Flange. ● Golden Warehouse. O.E.-Original Equipment.

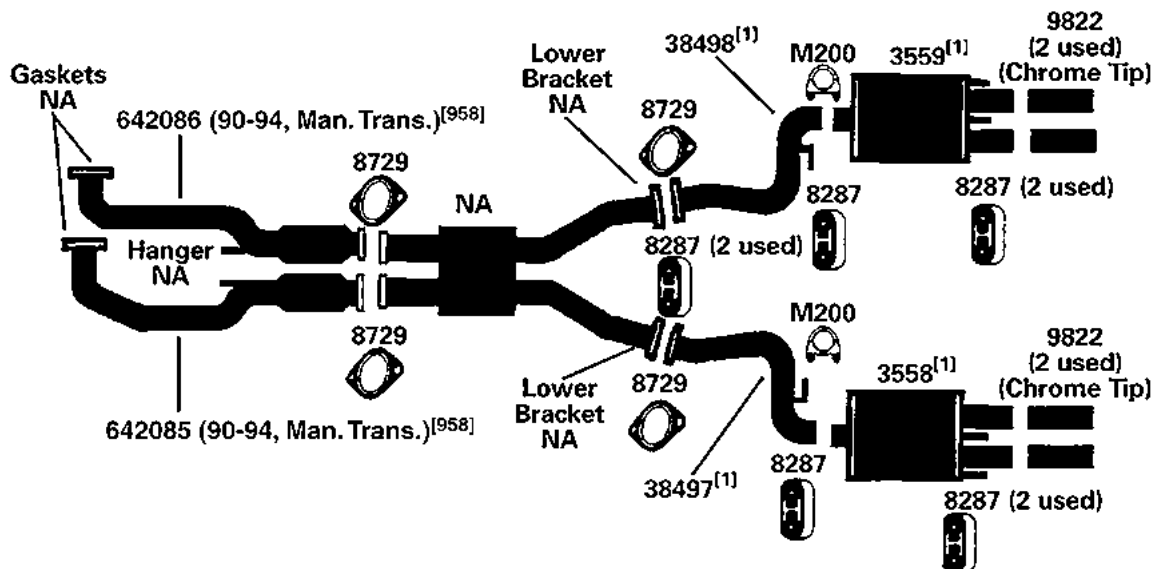
Airtube Kit [4948] may be required to complete installation. EFI-Electronic Fuel Injection.

[1] OE system was a welded assembly. It is recommended that all parts noted [1] should be replaced.

[958] Federal & California Emissions. Not For Sale or Use on vehicles licensed in the state of CA & NY (NY vehicles with CA Emissions). Check with your state authority for details.

95-96 6 Cyl. 300ZX, 3.0L Turbo Engine

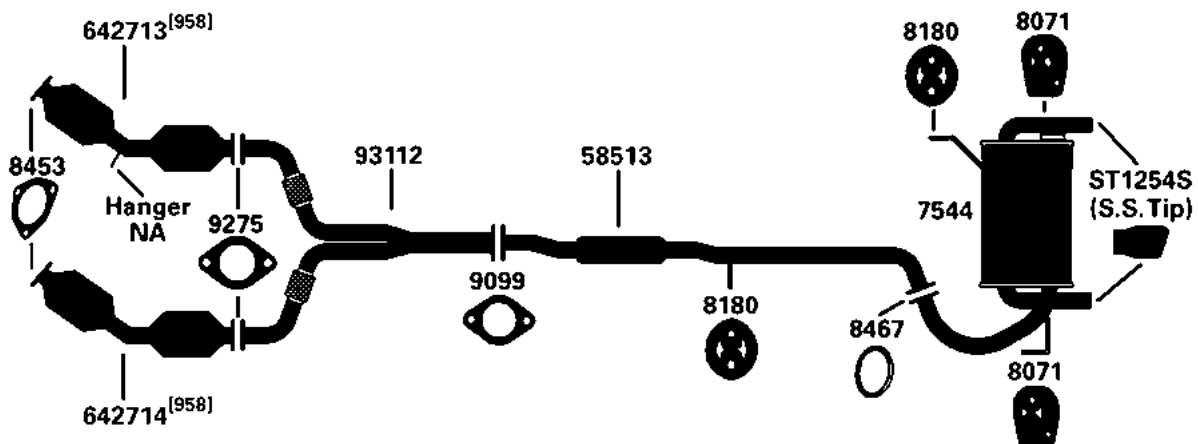
(3917)



NISSAN 350Z

03-06 6 Cyl. 350Z, 3.5L Engine

(102056)



NA-Not Available. NR-Not Required. FL-Remove and Re-Use Old Flange. ● Golden Warehouse. O.E.-Original Equipment.

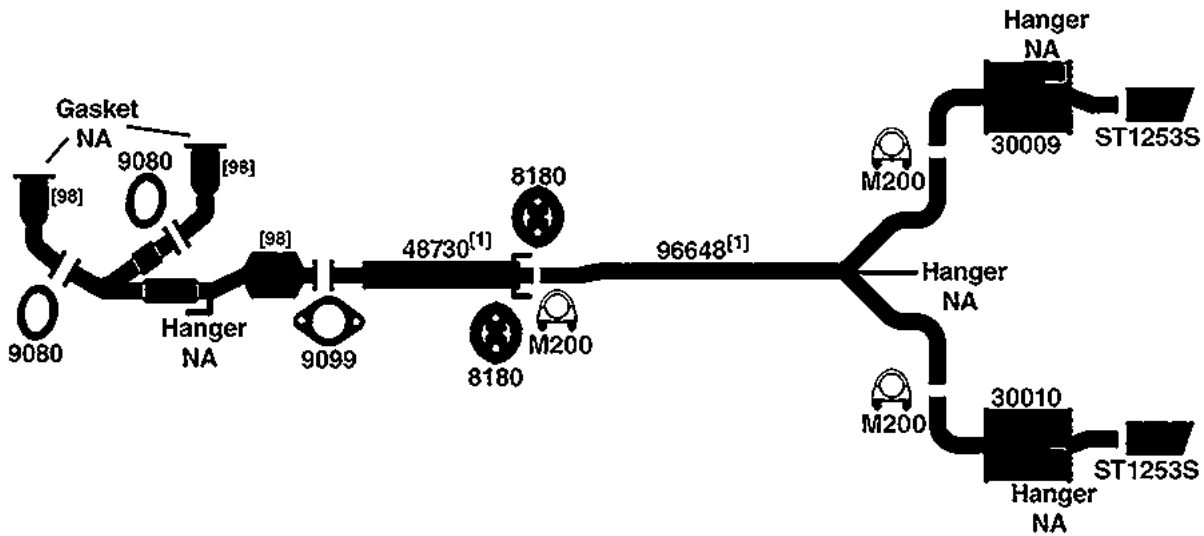
Airtube Kit [4948] may be required to complete installation. EFI-Electronic Fuel Injection.

[1] OE system was a welded assembly. It is recommended that all parts noted [1] should be replaced.

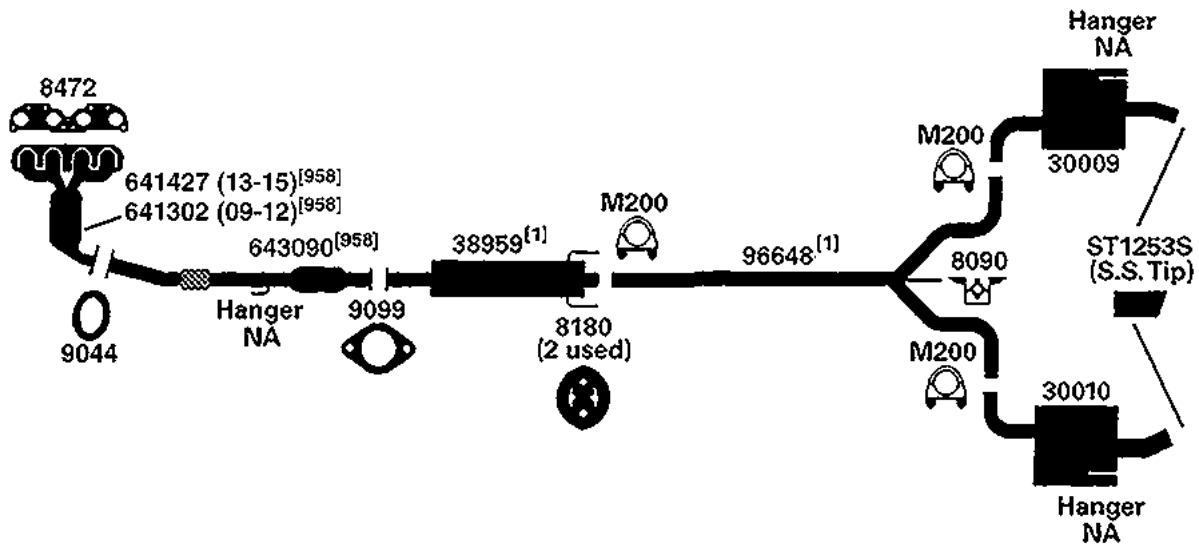
[958] Federal & California Emissions. Not For Sale or Use on vehicles licensed in the state of CA & NY (NY vehicles with CA Emissions). Check with your state authority for details.

NISSAN ALTIMA

(102694) 13-15 6 Cyl. Altima Sedan, 3.5L Engine



(102109) 09-15 4 Cyl. Altima Sedan, 2.5L Engine, From 01/09, Exc. Hybrid



NA-Not Available. NR-Not Required. FL-Remove and Re-Use Old Flange. ● Golden Warehouse. O.E.-Original Equipment.

Airtube Kit [4948] may be required to complete installation. EFI-Electronic Fuel Injection.

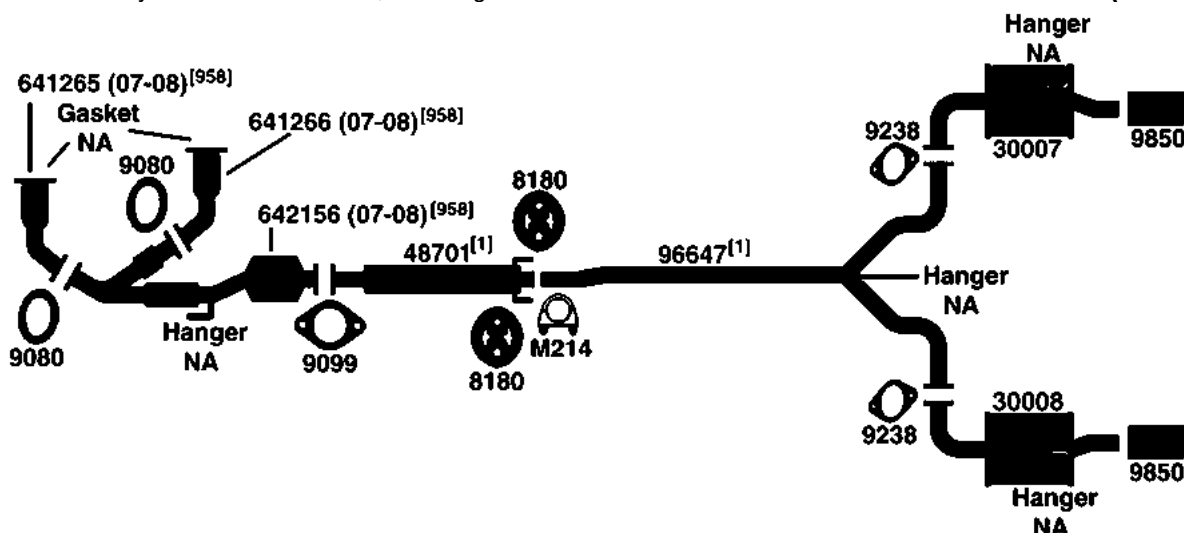
[1] OE system was a welded assembly. It is recommended that all parts noted [1] should be replaced.

[98] Refer to current Catalytic Converter catalog or Website catalog for availability.

[958] Federal & California Emissions. Not For Sale or Use on vehicles licensed in the state of CA & NY (NY vehicles with CA Emissions). Check with your state authority for details.

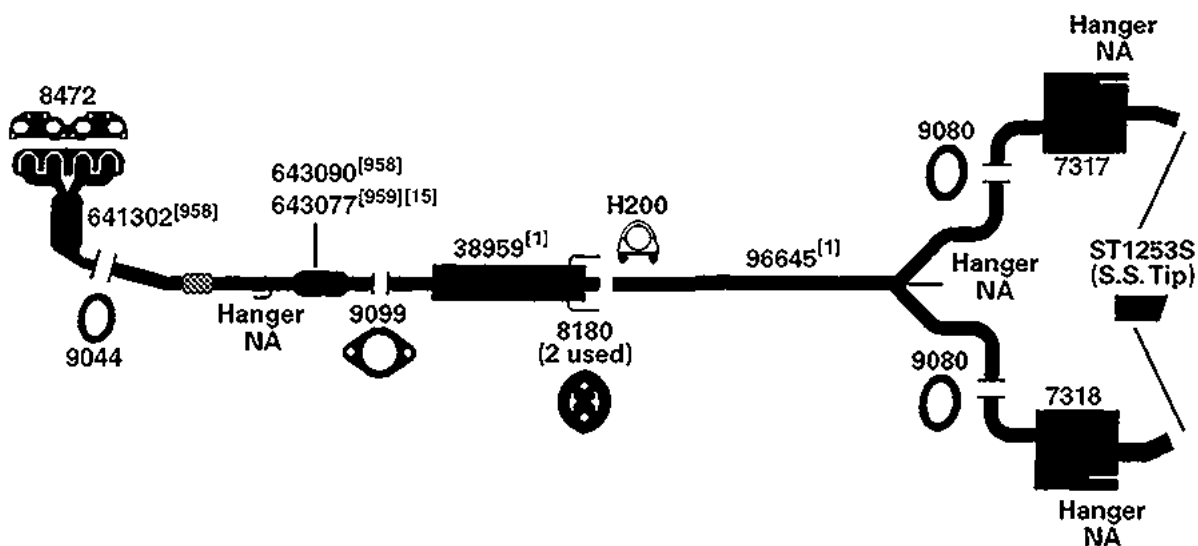
07-12 6 Cyl. Altima Sedan, 3.5L Engine

(102575)



07-09 4 Cyl. Altima Sedan, 2.5L Engine, Up to 01/09, Exc. Hybrid

(102012)



NA-Not Available. NR-Not Required. FL-Remove and Re-Use Old Flange. ● Golden Warehouse. O.E.-Original Equipment.

Airtube Kit [4948] may be required to complete installation. EFI-Electronic Fuel Injection.

- [1] OE system was a welded assembly. It is recommended that all parts noted [1] should be replaced.

- [15] Discontinued, use until inventory is depleted.

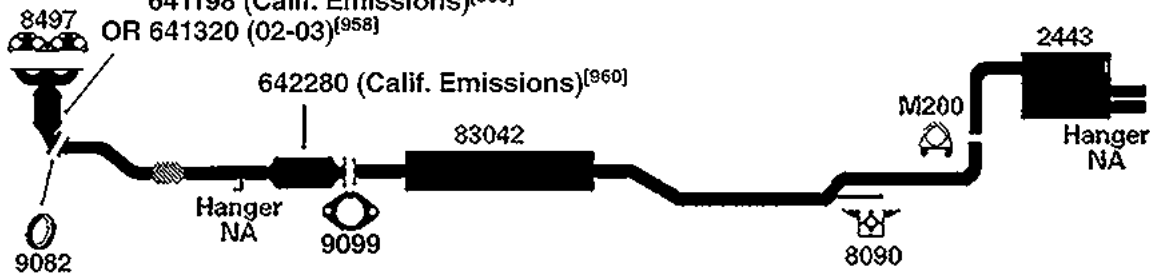
- [958] Federal & California Emissions. Not For Sale or Use on vehicles licensed in the state of CA & NY (NY vehicles with CA Emissions). Check with your state authority for details.

- [959] Federal Emissions. Not For Sale or Use on vehicles licensed in the state of CA. Check with your state authority.

NISSAN ALTIMA

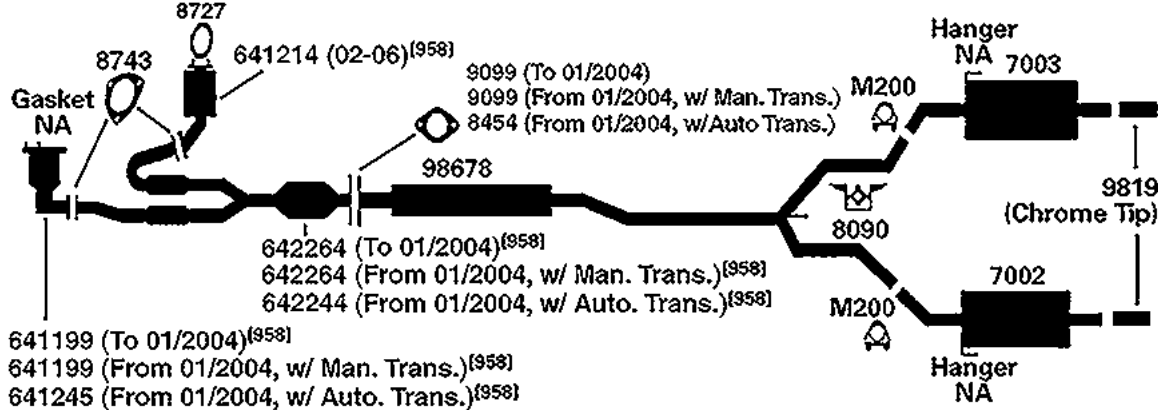
(100630) 02-06 4 Cyl. Altima, 2.5L Engine

641373 (04-06)^[958]
641198 (Calif. Emissions)^[960]
OR 641320 (02-03)^[958]

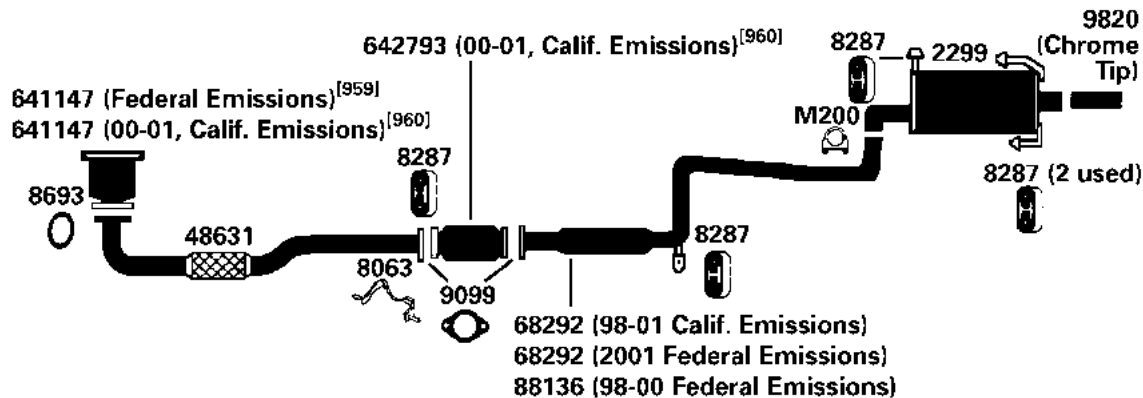


DIRECT FIT MSL/MAXIMUM Muffler... 700423

(100682) 02-06 6 Cyl. Altima, 3.5L Engine, Exc. SE-R Models



(14024) 98-01 4 Cyl. Altima, 2.4L Engine



DIRECT FIT MSL/MAXIMUM Muffler... 700406

NA-Not Available. NR-Not Required. FL-Remove and Re-Use Old Flange. ● Golden Warehouse. O.E.-Original Equipment.
Airtube Kit [4948] may be required to complete installation. EFI-Electronic Fuel Injection.

[15] Discontinued, use until inventory is depleted.

[958] Federal & California Emissions. Not For Sale or Use on vehicles licensed in the state of CA & NY (NY vehicles with CA Emissions). Check with your state authority for details.

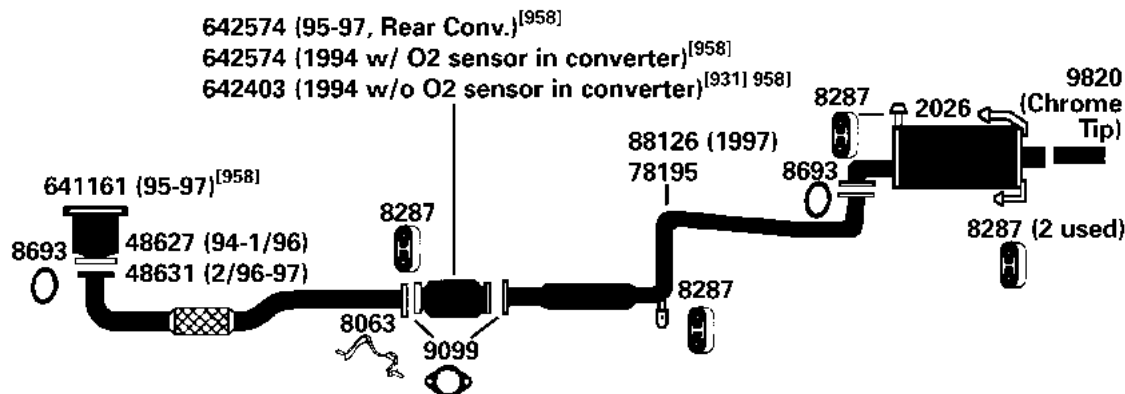
[959] Federal Emissions. Not For Sale or Use on vehicles licensed in the state of CA. Check with your state authority.

[960] California Emissions. Not For Sale or Use on vehicles licensed in the state of CA & NY. Check with your state authority.

NISSAN ALTIMA

95-97 4 Cyl. Altima, 2.4L Engine; All Models

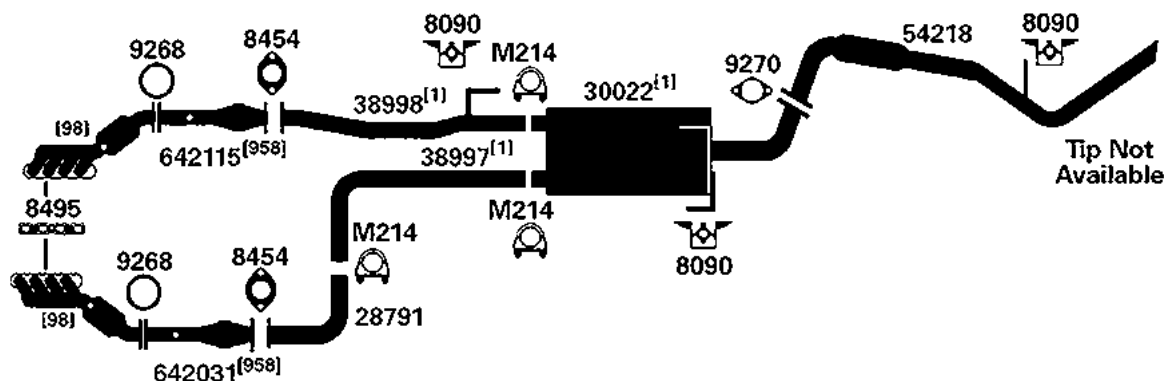
(14026)



NISSAN ARMADA

07-15 8 Cyl. Armada, 5.6L Engine

(102617)



NA-Not Available. NR-Not Required. FL-Remove and Re-Use Old Flange. ● Golden Warehouse. O.E.-Original Equipment.

Airtube Kit [4948] may be required to complete installation. EFI-Electronic Fuel Injection.

[1] OE system was a welded assembly. It is recommended that all parts noted [1] should be replaced.

[98] Refer to current Catalytic Converter catalog or Website catalog for availability.

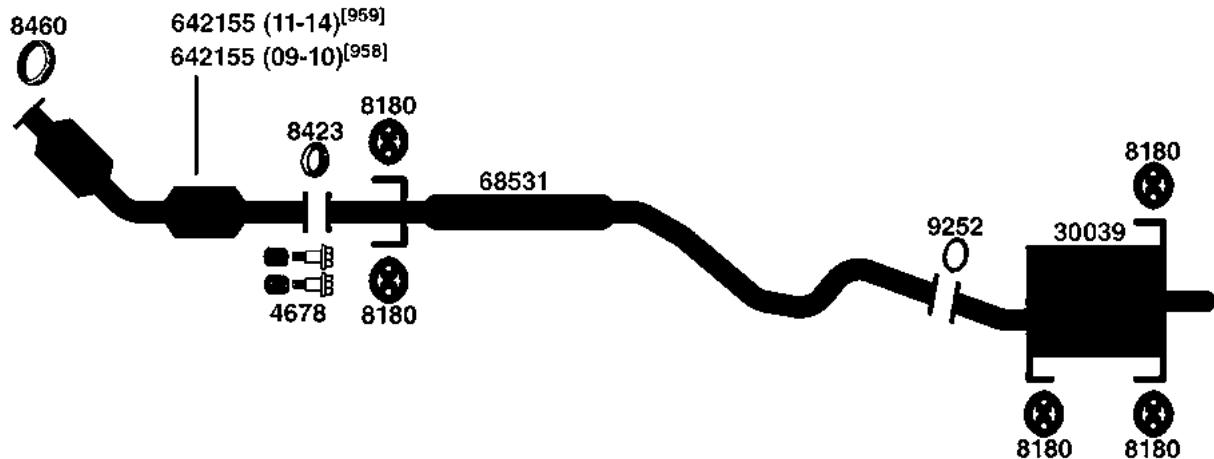
[958] Federal & California Emissions. Not For Sale or Use on vehicles licensed in the state of CA & NY (NY vehicles with CA Emissions). Check with your state authority for details.

(102103)	05-06	8 Cyl.	Armada, 5.6L Engine
----------	-------	--------	---------------------



09-14 4 Cyl.

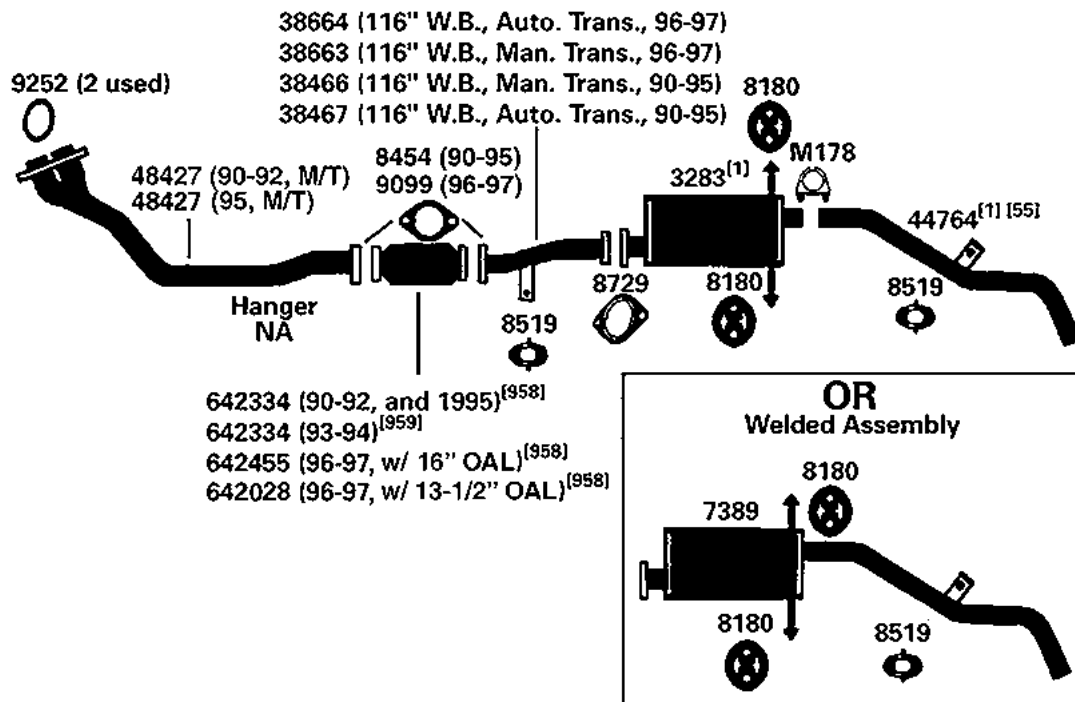
(102704)



NISSAN D21 (HARDBODY) PICKUP

95-97 4 Cyl. D21 (Hardbody) Pickup; 2.4L Engine; 2 W.D. (116" W.B.)

(32510)



DIRECT FIT MSL/MAXIMUM Muffler... Split System- 6695, UNIVERSAL FIT MSL/MAXIMUM Muffler... Split System- 6558, Silentone DIY Muffler... Split System- 5597

NA-Not Available. NR-Not Required. FL-Remove and Re-Use Old Flange. ● Golden Warehouse. O.E.-Original Equipment.

Airtube Kit [4948] may be required to complete installation. EFI-Electronic Fuel Injection.

[1] OE system was a welded assembly. It is recommended that all parts noted [1] should be replaced.

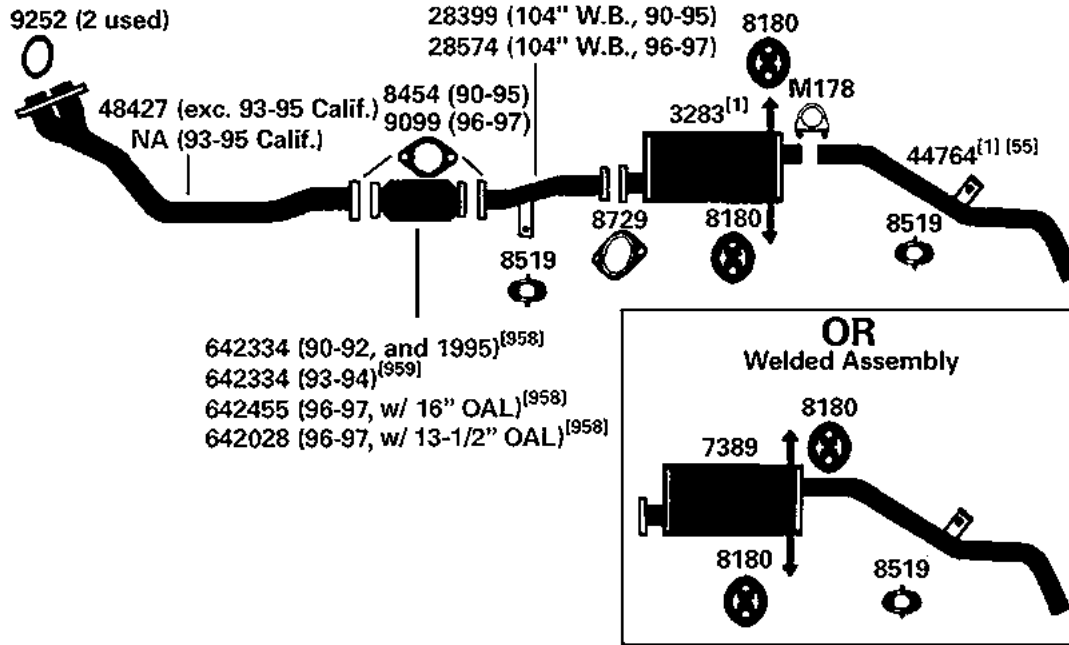
[55] Resonator Eliminator on 90-93 models.

[958] Federal & California Emissions. Not For Sale or Use on vehicles licensed in the state of CA & NY (NY vehicles with CA Emissions). Check with your state authority for details.

[959] Federal Emissions. Not For Sale or Use on vehicles licensed in the state of CA. Check with your state authority.

NISSAN D21 (HARDBODY) PICKUP

(32507) 95-97 4 Cyl. D21 (Hardbody) Pickup; 2.4L Engine; 2 W.D. (104" W.B.)



DIRECT FIT MSL/MAXIMUM Muffler... Split System- 6695, UNIVERSAL FIT MSL/MAXIMUM Muffler... Split System- 6558, Silentone DIY Muffler... Split System- 5597

NA-Not Available. NR-Not Required. FL-Remove and Re-Use Old Flange. ● Golden Warehouse. O.E.-Original Equipment.

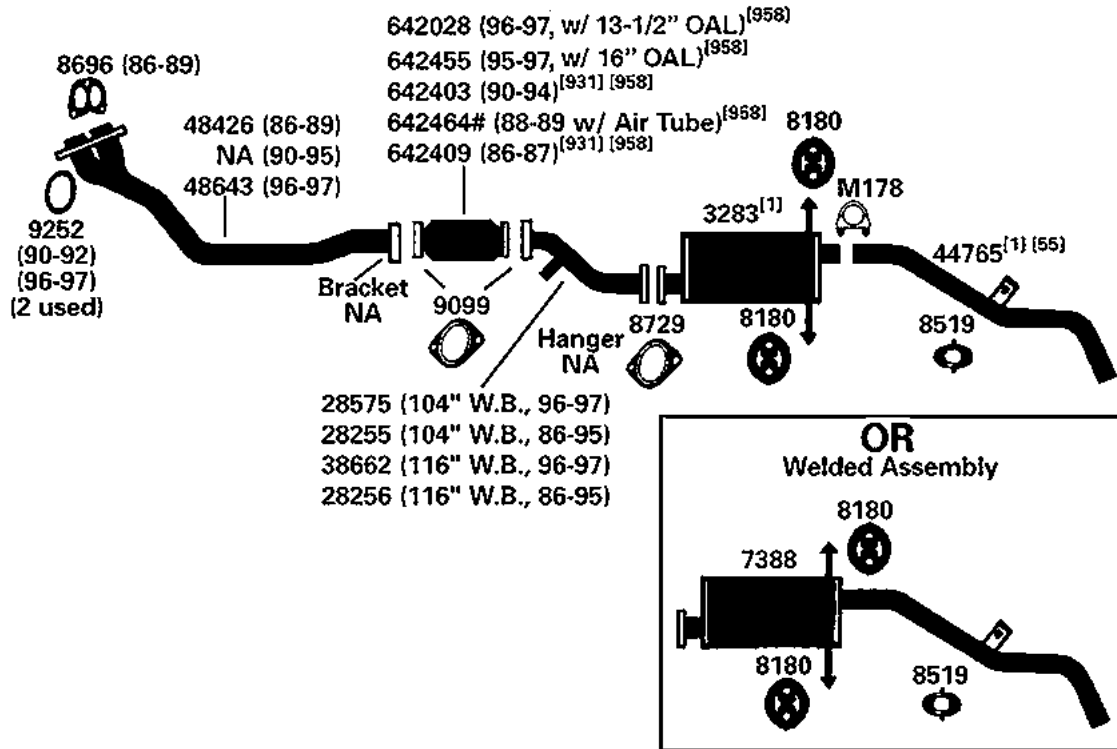
Airtube Kit [4948] may be required to complete installation. EFI-Electronic Fuel Injection.

[1] OE system was a welded assembly. It is recommended that all parts noted [1] should be replaced.

[55] Resonator Eliminator on 90-93 models.

[958] Federal & California Emissions. Not For Sale or Use on vehicles licensed in the state of CA & NY (NY vehicles with CA Emissions). Check with your state authority for details.

[959] Federal Emissions. Not For Sale or Use on vehicles licensed in the state of CA. Check with your state authority.



DIRECT FIT MSL/MAXIMUM Muffler... Split System- 6695, UNIVERSAL FIT MSL/MAXIMUM Muffler... Split System- 6558, Silentone DIY Muffler... Split System- 5597

NA-Not Available. NR-Not Required. FL-Remove and Re-Use Old Flange. ● Golden Warehouse. O.E.-Original Equipment.

Airtube Kit [4948] may be required to complete installation. EFI-Electronic Fuel Injection.

[1] OE system was a welded assembly. It is recommended that all parts noted [1] should be replaced.

[55] Resonator Eliminator on 90-93 models.

[931] This unit was designed to fit many applications. Measurement of the old unit and cutting of new unit is required.

[958] Federal & California Emissions. Not For Sale or Use on vehicles licensed in the state of CA & NY (NY vehicles with CA Emissions). Check with your state authority for details.

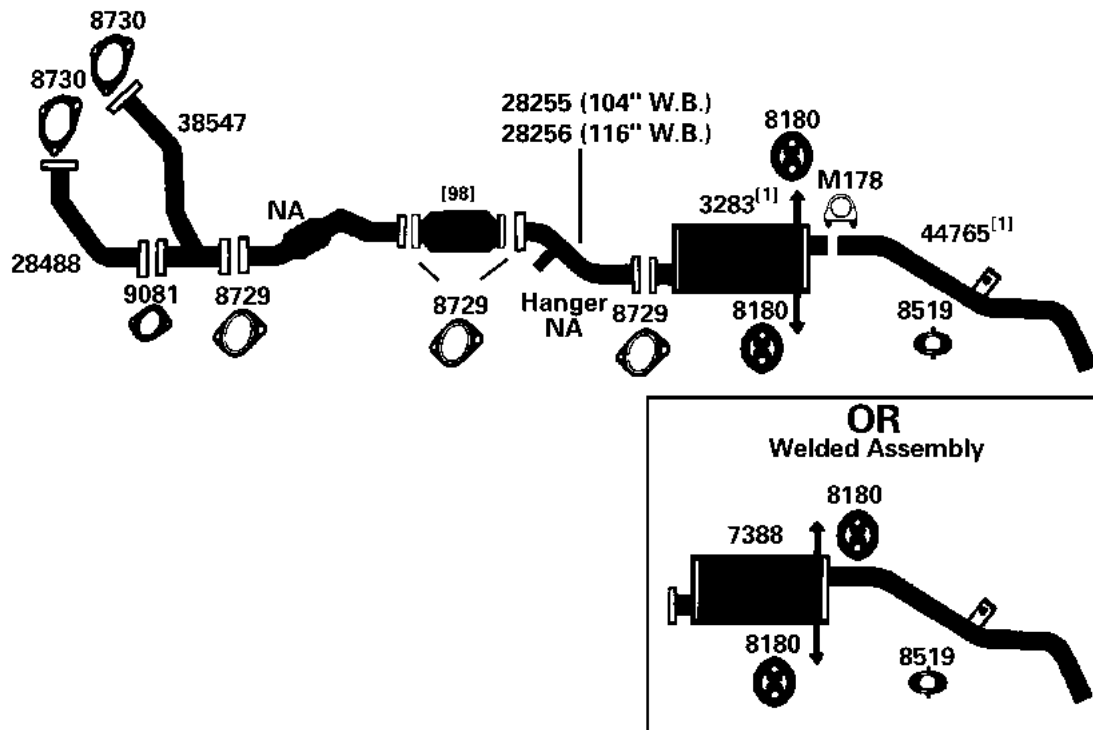
NISSAN D21 (HARDBODY) PICKUP

(32508)

1995

6 Cyl.

D21 (Hardbody) Pickup; 3.0L Engine; 4 W.D.; California



DIRECT FIT MSL/MAXIMUM Muffler... Split System- 6695, UNIVERSAL FIT MSL/MAXIMUM Muffler... Split System- 6558, Silentone DIY Muffler... Split System- 5597

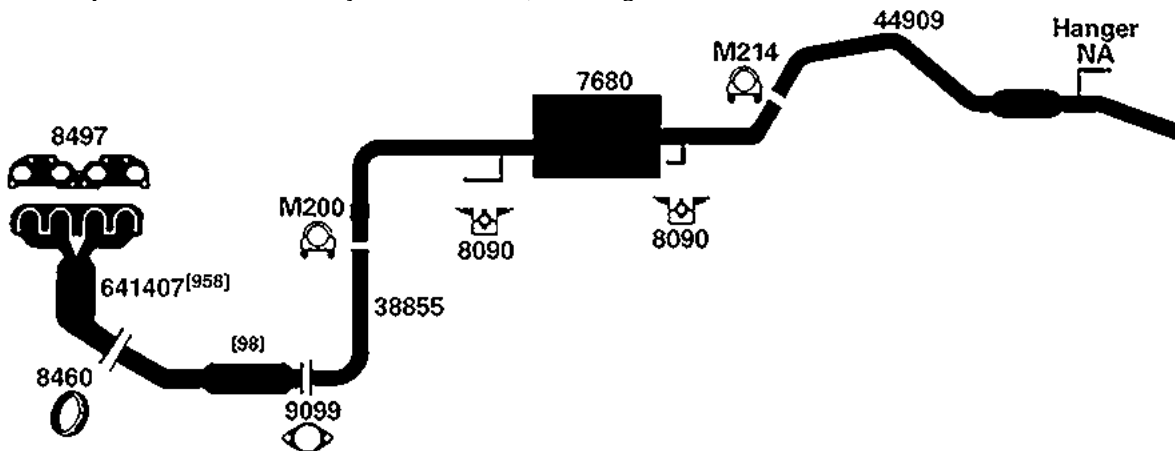
NISSAN FRONTIER PICKUP

(101919)

05-16

4 Cyl.

Frontier, 2.5L Engine



NA-Not Available. NR-Not Required. FL-Remove and Re-Use Old Flange. ● Golden Warehouse. O.E.-Original Equipment.

Airtube Kit [4948] may be required to complete installation. EFI-Electronic Fuel Injection.

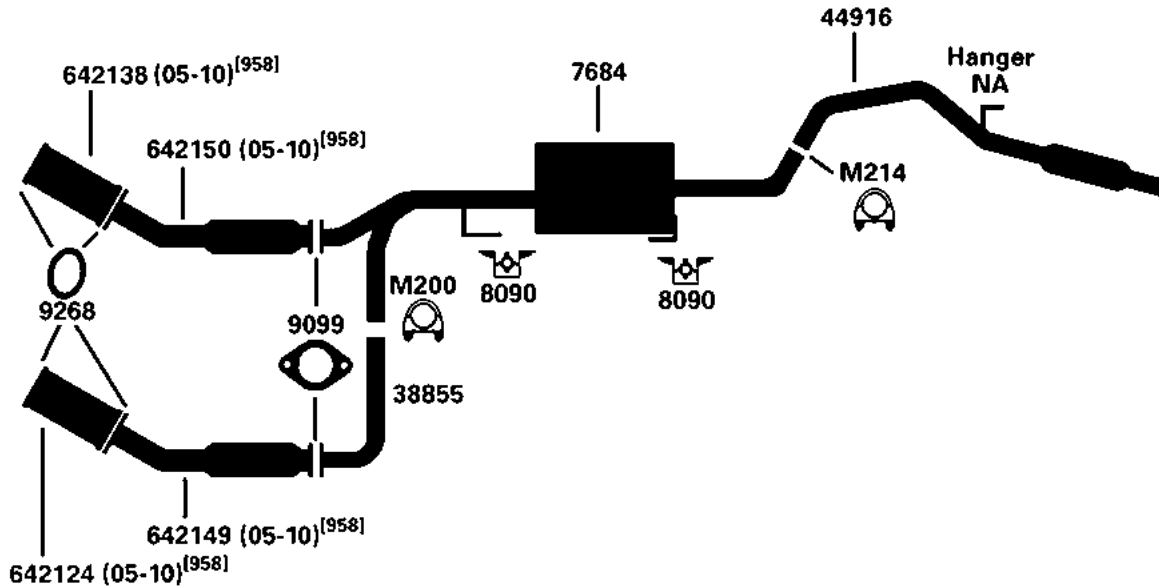
[1] OE system was a welded assembly. It is recommended that all parts noted [1] should be replaced.

[98] Refer to current Catalytic Converter catalog or Website catalog for availability.

[958] Federal & California Emissions. Not For Sale or Use on vehicles licensed in the state of CA & NY (NY vehicles with CA Emissions). Check with your state authority for details.

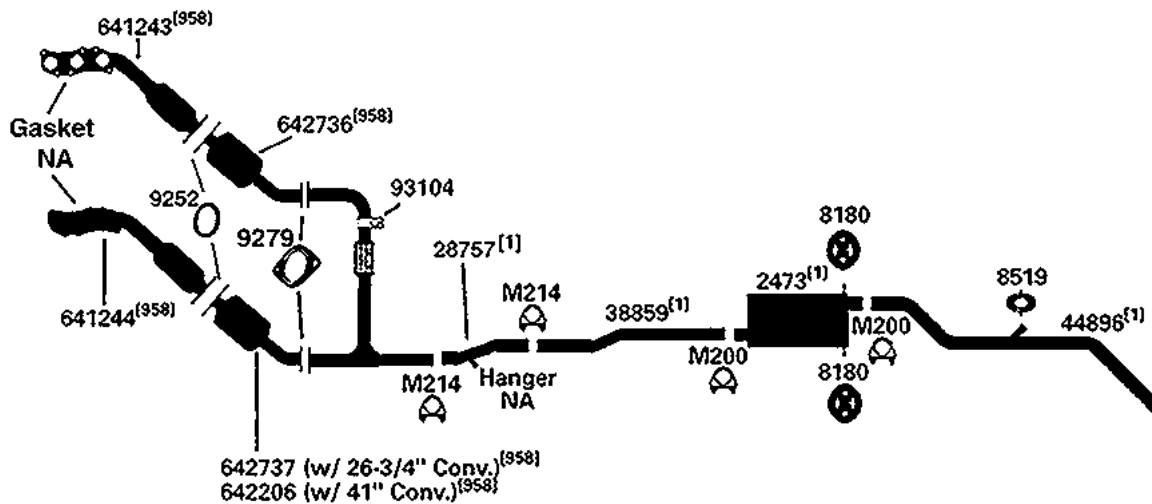
05-16 6 Cyl. Frontier, 4.0L Engine (Exc. 139.9" W.B. Long Bed & Off-Road Pkg.)

(102046)



03-04 6 Cyl. Frontier Crew-Cab, 3.3L, 2 WD & 4 WD (131.1" W.B. Long Bed)

(100733)



DIRECT FIT MSL/MAXIMUM Muffler... 700467

NA-Not Available. NR-Not Required. FL-Remove and Re-Use Old Flange. ● Golden Warehouse. O.E.-Original Equipment.

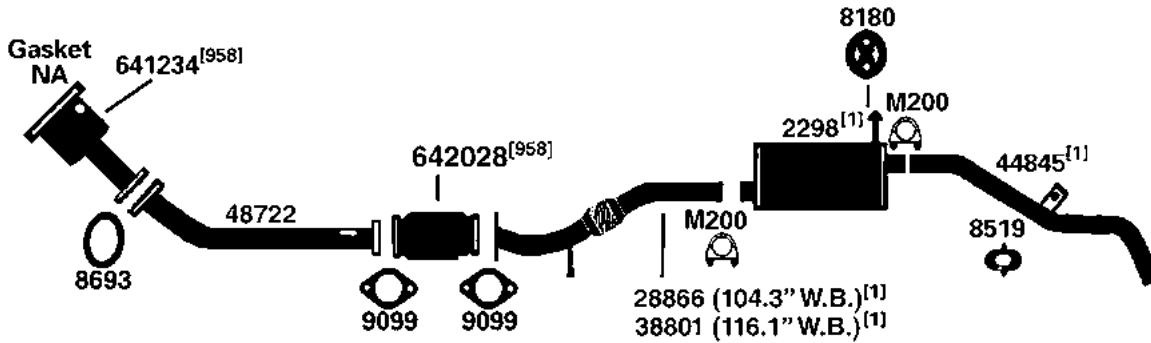
Airtube Kit [4948] may be required to complete installation. EFI-Electronic Fuel Injection.

[1] OE system was a welded assembly. It is recommended that all parts noted [1] should be replaced.

[958] Federal & California Emissions. Not For Sale or Use on vehicles licensed in the state of CA & NY (NY vehicles with CA Emissions). Check with your state authority for details.

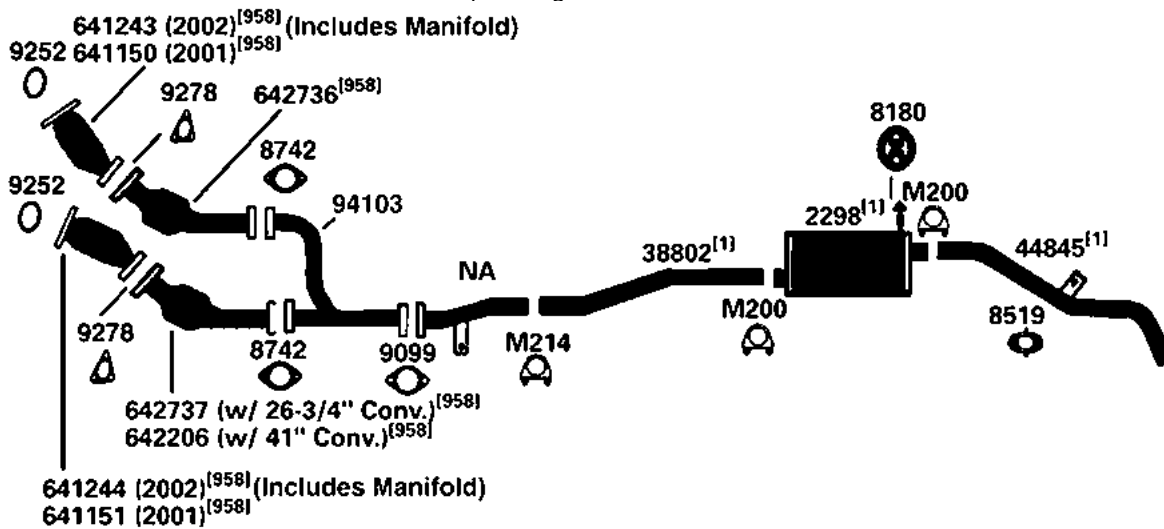
NISSAN FRONTIER PICKUP

(100380) 01-04 4 Cyl. Frontier, 2.4L, 2W.D.



DIRECT FIT MSL/MAXIMUM Muffler... 700386

(100381) 01-02 6 Cyl. Frontier Crew-Cab, 3.3L, 2 WD & 4 WD (131.1\" W.B. Long Bed), Exc. Supercharged



DIRECT FIT MSL/MAXIMUM Muffler... 700386

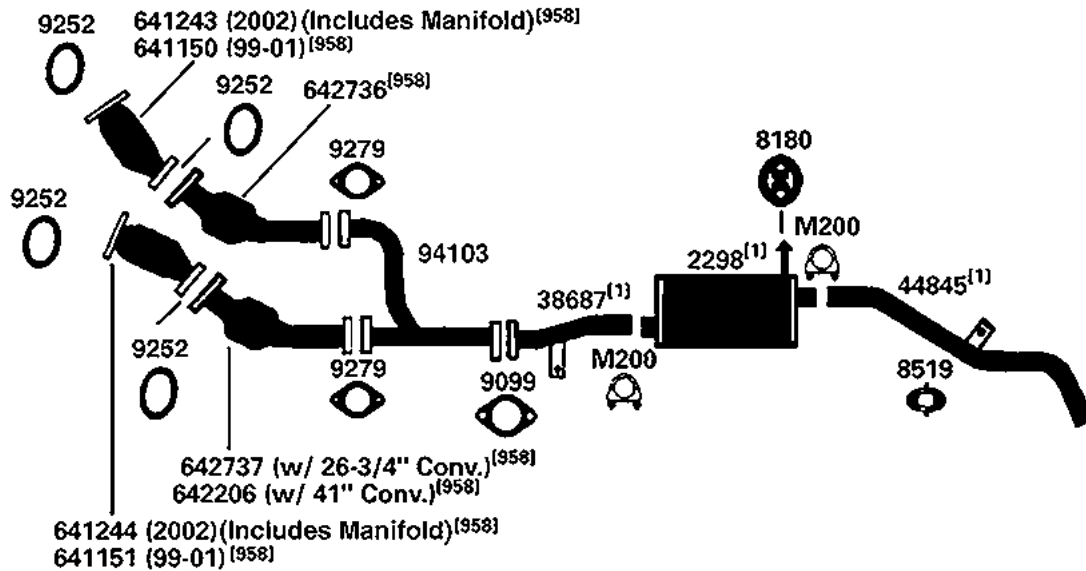
NA-Not Available. NR-Not Required. FL-Remove and Re-Use Old Flange. ● Golden Warehouse. O.E.-Original Equipment.
Airtube Kit [4948] may be required to complete installation. EFI-Electronic Fuel Injection.

[1] OE system was a welded assembly. It is recommended that all parts noted [1] should be replaced.

[84] Remove and re-use original clamp.

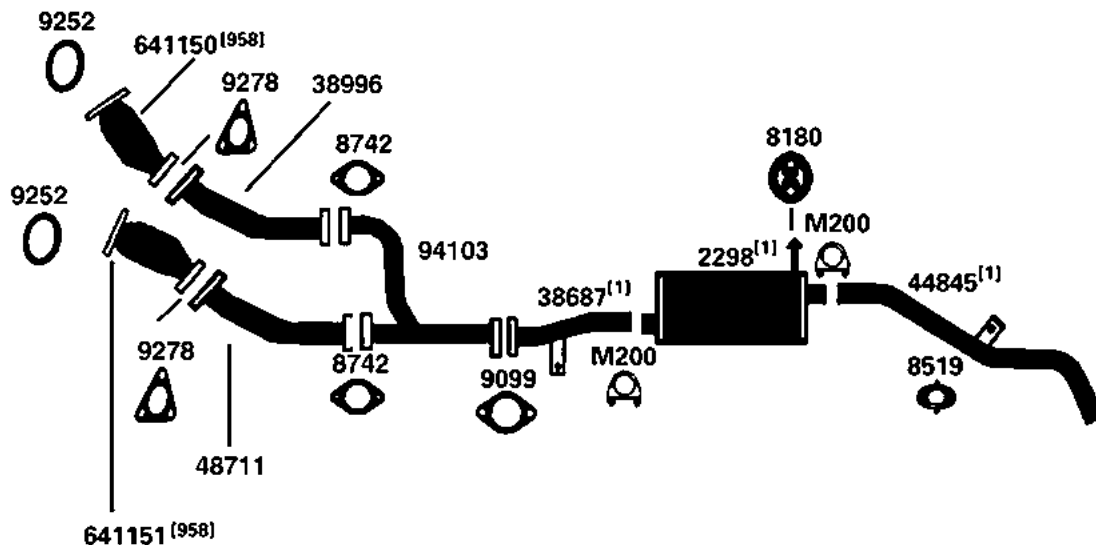
[958] Federal & California Emissions. Not For Sale or Use on vehicles licensed in the state of CA & NY (NY vehicles with CA Emissions). Check with your state authority for details.

01-02	6 Cyl.	Frontier 3.3L, 4 WD, (116.1" W.B.) including Crew-Cab	(100134)
01-02	6 Cyl.	Frontier Desert Runner, 3.3L, 2 WD, (116.1" W.B.) including Crew-Cab	



DIRECT FIT MSL/MAXIMUM Muffler... 700386

99-00	6 Cyl.	Frontier Crew-Cab, 3.3L, 2 WD & 4 WD (116" W.B. Long Bed) Federal Emissions (After 3/1999)	(100136)
-------	--------	--	----------



DIRECT FIT MSL/MAXIMUM Muffler... 700386

NA-Not Available. NR-Not Required. FL-Remove and Re-Use Old Flange. ● Golden Warehouse. O.E.-Original Equipment.

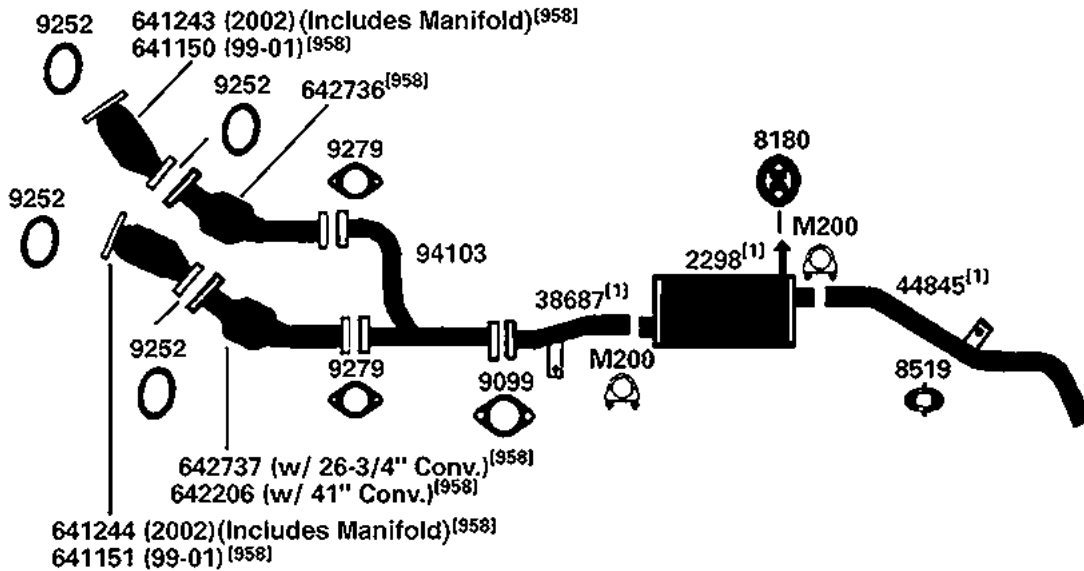
Airtube Kit [4948] may be required to complete installation. EFI-Electronic Fuel Injection.

[1] OE system was a welded assembly. It is recommended that all parts noted [1] should be replaced.

[958] Federal & California Emissions. Not For Sale or Use on vehicles licensed in the state of CA & NY (NY vehicles with CA Emissions). Check with your state authority for details.

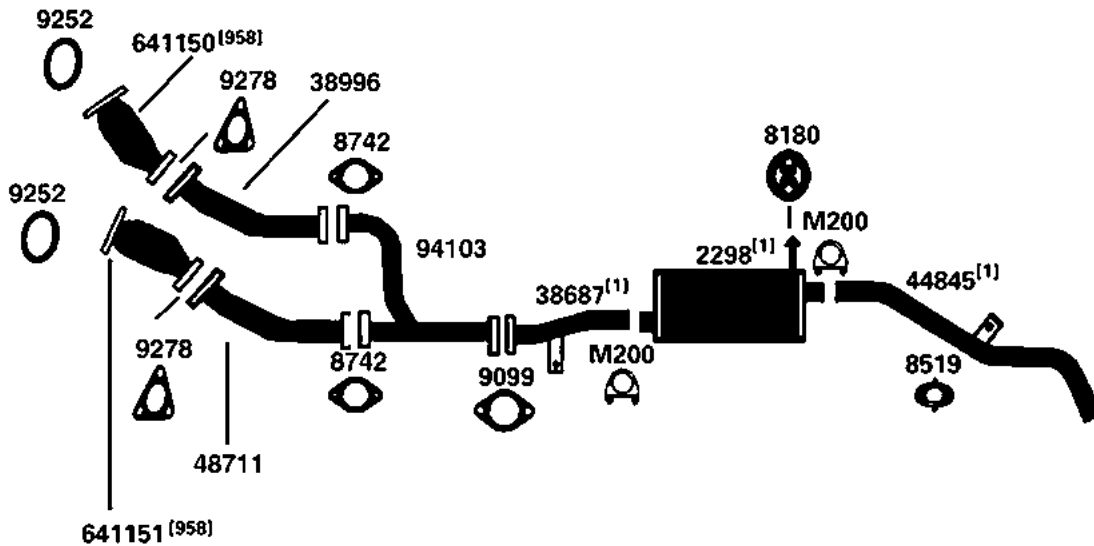
NISSAN FRONTIER PICKUP

(100134) 99-00 6 Cyl. Frontier Crew-Cab, 3.3L, 2 WD & 4 WD (116" W.B. Long Bed) Calif. Emissions (After 3/1999)



DIRECT FIT MSL/MAXIMUM Muffler... 700386

(100136) 99-00 6 Cyl. Frontier Desert Runner, 3.3L, 2 WD, (116.1" W.B.) including Crew-Cab (Federal Emissions) (After 3/1999)



DIRECT FIT MSL/MAXIMUM Muffler... 700386

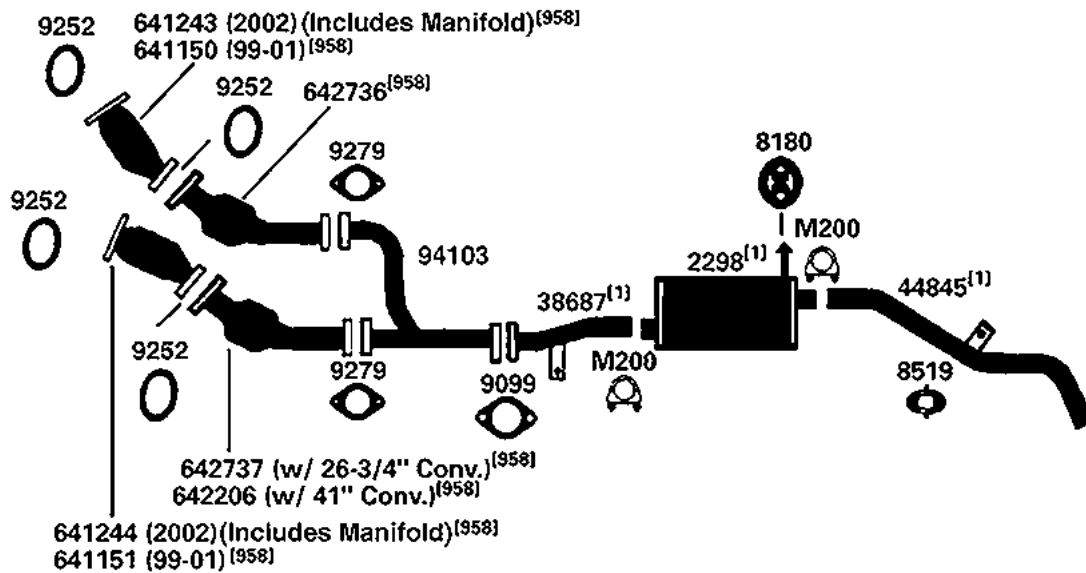
NA-Not Available. NR-Not Required. FL-Remove and Re-Use Old Flange. ● Golden Warehouse. O.E.-Original Equipment.

Airtube Kit [4948] may be required to complete installation. EFI-Electronic Fuel Injection.

[1] OE system was a welded assembly. It is recommended that all parts noted [1] should be replaced.

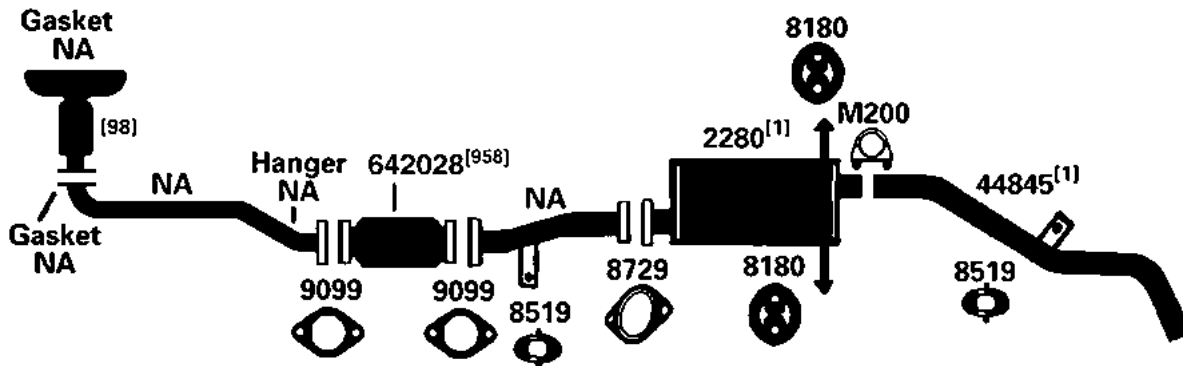
[958] Federal & California Emissions. Not For Sale or Use on vehicles licensed in the state of CA & NY (NY vehicles with CA Emissions). Check with your state authority for details.

99-00 6 Cyl. Frontier Desert Runner, 3.3L, 2 WD, (116.1" W.B.) including Crew-Cab (Calif. Emissions) (After 3/1999) (100134)



DIRECT FIT MSL/MAXIMUM Muffler... 700386

98-00 4 Cyl. Frontier, 2.4L, 4 W.D., (104.3" W.B., 116.1" W.B.) (100131)



DIRECT FIT MSL/MAXIMUM Muffler... 700403

NA-Not Available. NR-Not Required. FL-Remove and Re-Use Old Flange. ● Golden Warehouse. O.E.-Original Equipment.

Airtube Kit [4948] may be required to complete installation. EFI-Electronic Fuel Injection.

[1] OE system was a welded assembly. It is recommended that all parts noted [1] should be replaced.

[98] Refer to current Catalytic Converter catalog or Website catalog for availability.

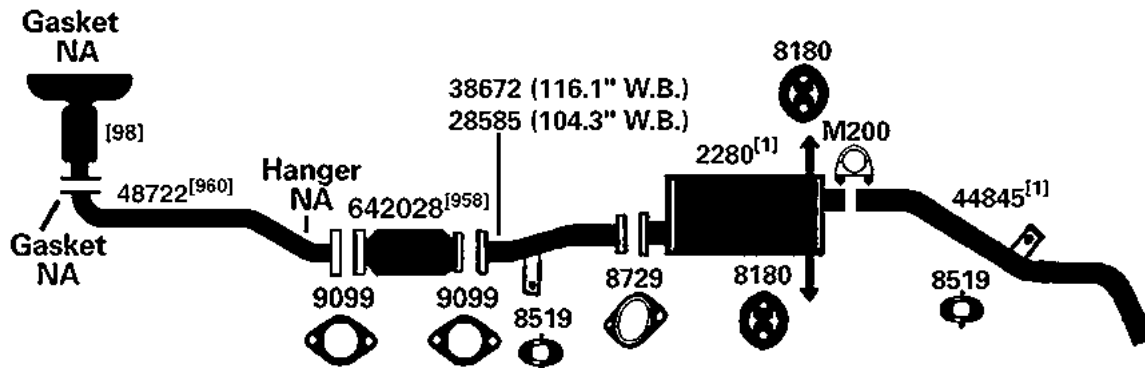
[958] Federal & California Emissions. Not For Sale or Use on vehicles licensed in the state of CA & NY (NY vehicles with CA Emissions). Check with your state authority for details.

(100130)

98-00

4 Cyl.

Frontier, 2.4L, 2W.D., (104.3" W.B., 116.1" W.B.)



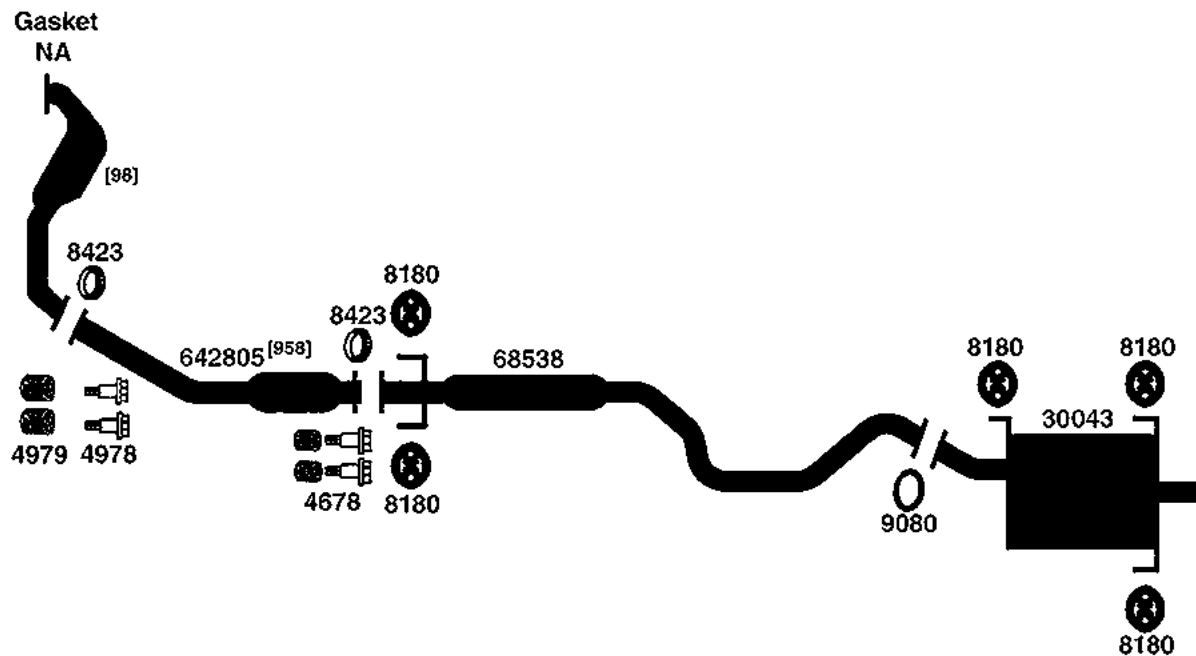
NISSAN JUKE

(102701)

11-16

4,5 Cyl.

Juke; S, SL, SV; 1.6L Eng.; FWD



Airtube Kit [4948] may be required to complete installation. EFI-Electronic Fuel Injection.

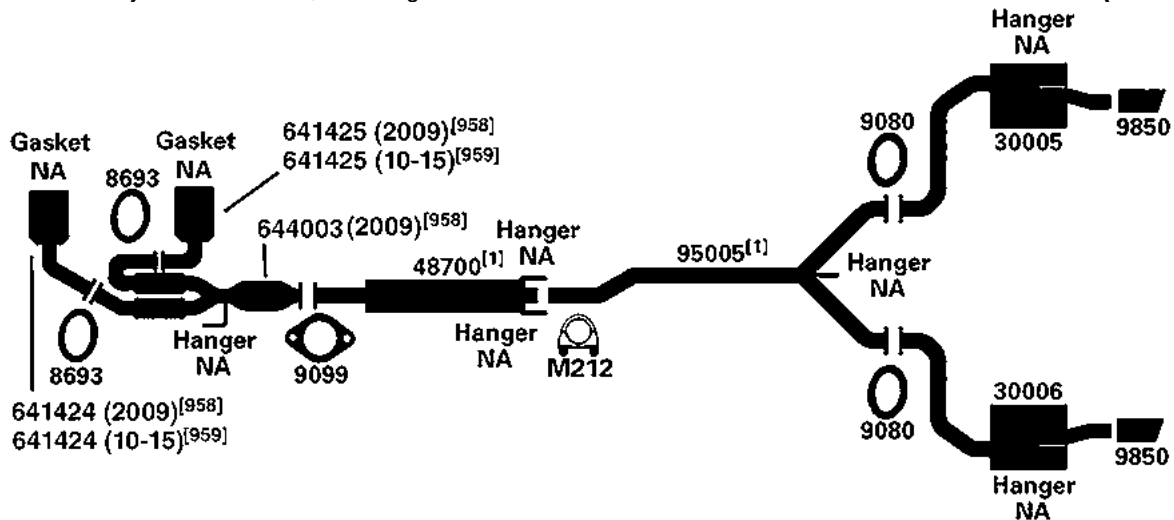
[1] OE system was a welded assembly. It is recommended that all parts noted [1] should be replaced.

[98] Refer to current Catalytic Converter catalog or Website catalog for availability.

[958] Federal & California Emissions. Not For Sale or Use on vehicles licensed in the state of CA & NY (NY vehicles with CA Emissions). Check with your state authority for details.

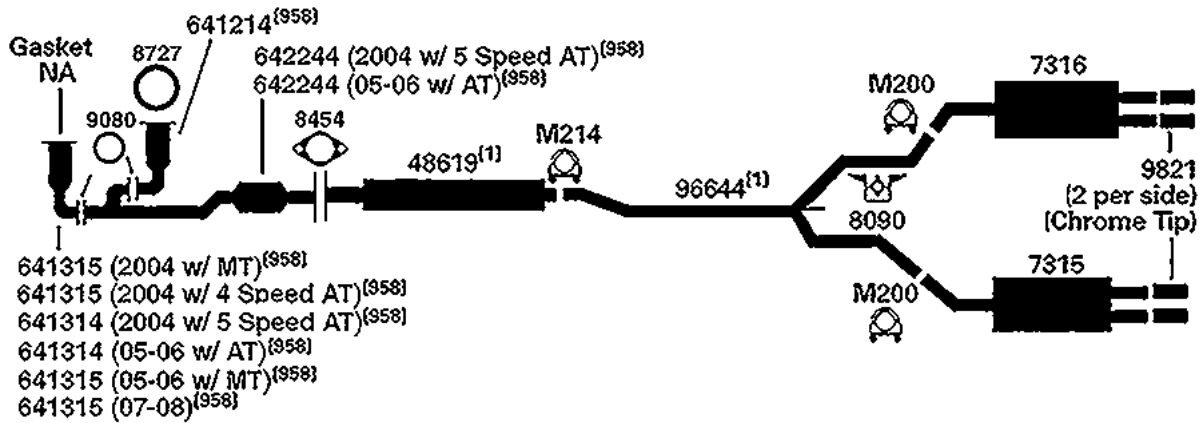
[960] California Emissions. Not For Sale or Use on vehicles licensed in the state of CA & NY. Check with your state authority.

(102116)



04-08 6 Cyl. Maxima, 3.5L Engine

(101927)



NA-Not Available. NR-Not Required. FL-Remove and Re-Use Old Flange. ● Golden Warehouse. O.E.-Original Equipment.

Airtube Kit [4948] may be required to complete installation. EFI-Electronic Fuel Injection.

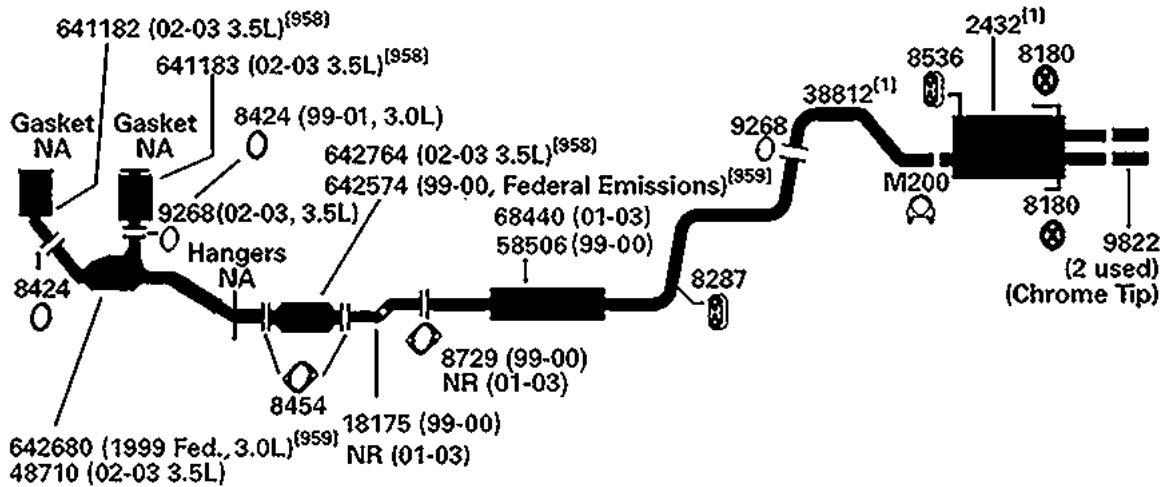
[1] OE system was a welded assembly. It is recommended that all parts noted [1] should be replaced.

[958] Federal & California Emissions. Not For Sale or Use on vehicles licensed in the state of CA & NY (NY vehicles with CA Emissions). Check with your state authority for details.

[959] Federal Emissions. Not For Sale or Use on vehicles licensed in the state of CA.
Check with your state authority.

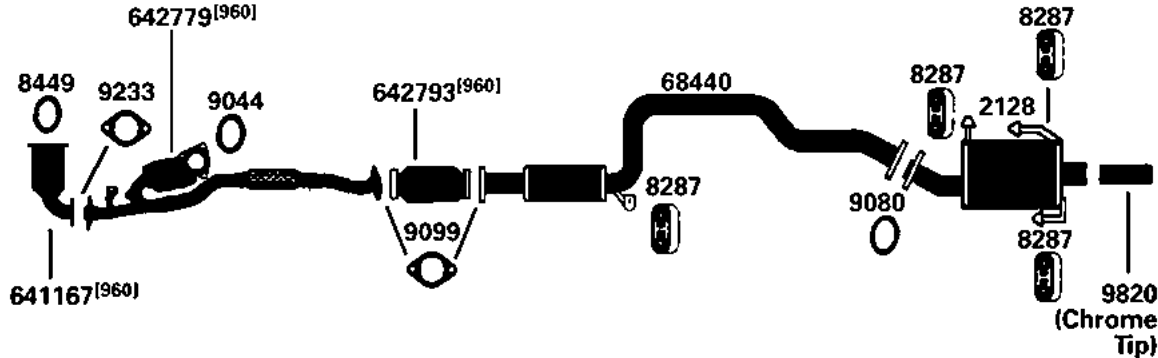
NISSAN MAXIMA

(100492) 99-03 6 Cyl. Maxima, 3.0L, 3.5L Engine; Models Built From 4/99, except Calif. Models



DIRECT FIT MSL/MAXIMUM Muffler... 700417

(100589) 00-01 6 Cyl. Maxima, 3.0L Engine; California Models Only



DIRECT FIT MSL/MAXIMUM Muffler... 700240

NA-Not Available. NR-Not Required. FL-Remove and Re-Use Old Flange. ● Golden Warehouse. O.E.-Original Equipment.

Airtube Kit [4948] may be required to complete installation. EFI-Electronic Fuel Injection.

[1] OE system was a welded assembly. It is recommended that all parts noted [1] should be replaced.

[958] Federal & California Emissions. Not For Sale or Use on vehicles licensed in the state of CA & NY (NY vehicles with CA Emissions). Check with your state authority for details.

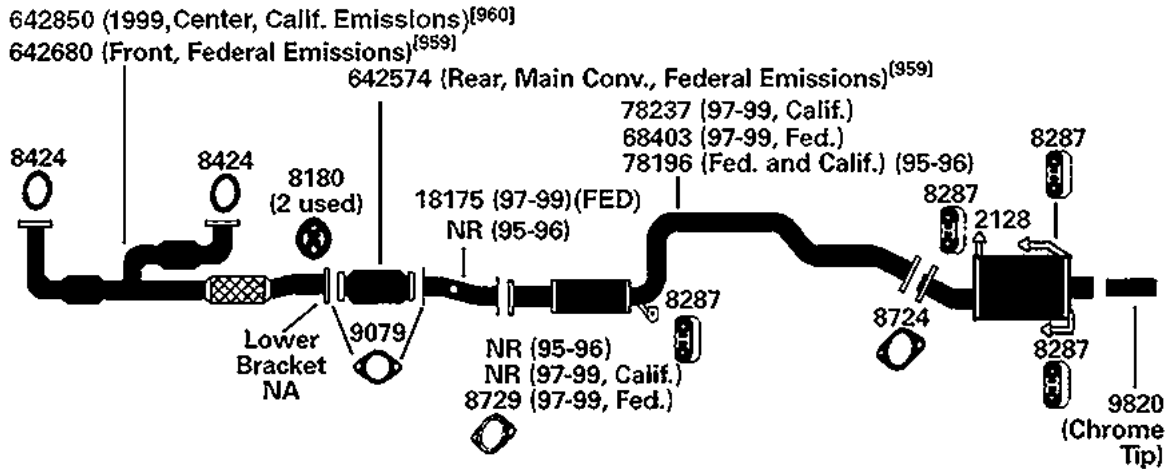
[959] Federal Emissions. Not For Sale or Use on vehicles licensed in the state of CA. Check with your state authority.

[960] California Emissions. Not For Sale or Use on vehicles licensed in the state of CA & NY. Check with your state authority.

NISSAN MAXIMA

95-99 6 Cyl. Maxima, 3.0L Engine; Models Built Through 3/99

(3851)

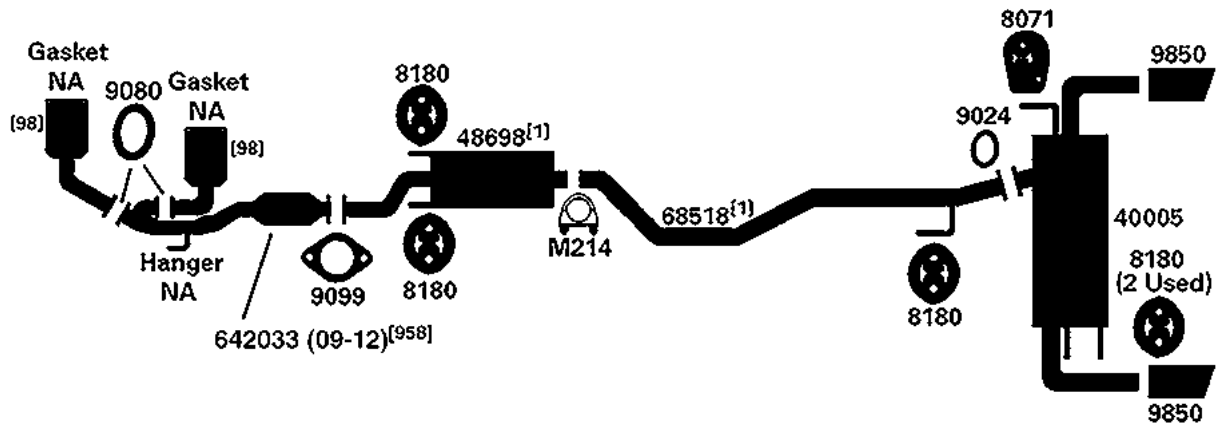


DIRECT FIT MSL/MAXIMUM Muffler... 700240

NISSAN MURANO

09-14 6 Cyl. Murano, 3.5L Engine

(102118)



NA-Not Available. NR-Not Required. FL-Remove and Re-Use Old Flange. ● Golden Warehouse. O.E.-Original Equipment.

Airtube Kit [4948] may be required to complete installation. EFI-Electronic Fuel Injection.

[1] OE system was a welded assembly. It is recommended that all parts noted [1] should be replaced.

[98] Refer to current Catalytic Converter catalog or Website catalog for availability.

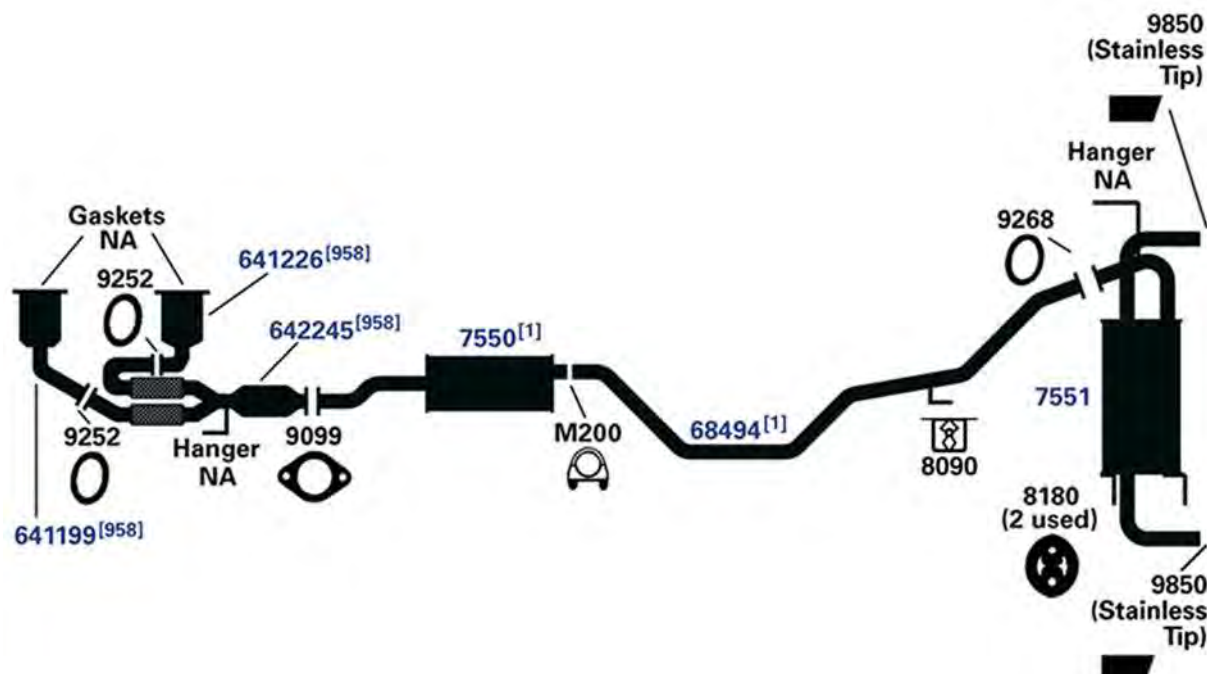
[958] Federal & California Emissions. Not For Sale or Use on vehicles licensed in the state of CA & NY (NY vehicles with CA Emissions). Check with your state authority for details.

[959] Federal Emissions. Not For Sale or Use on vehicles licensed in the state of CA. Check with your state authority.

[960] California Emissions. Not For Sale or Use on vehicles licensed in the state of CA & NY. Check with your state authority.

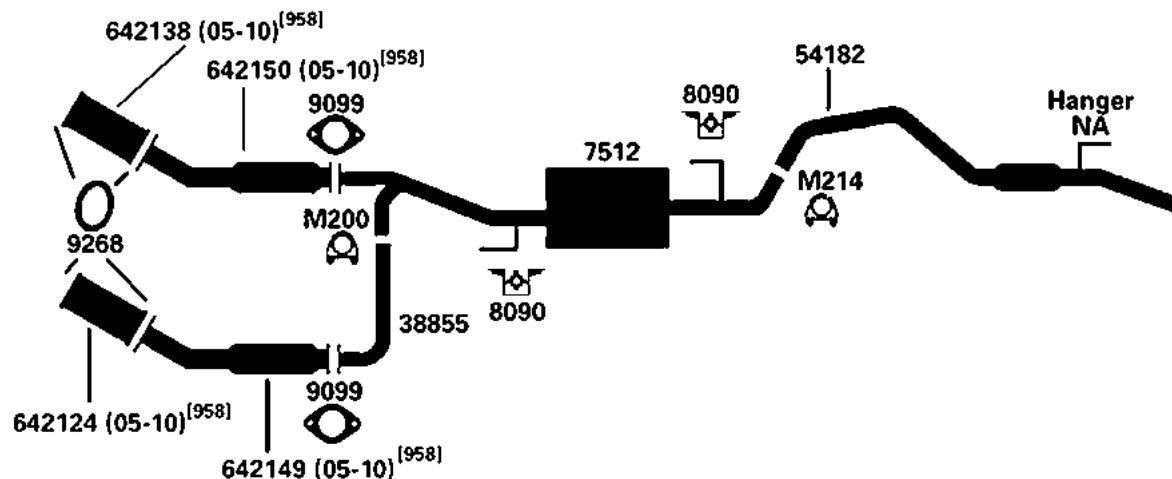
NISSAN MURANO

(101970) 03-07 6 Cyl. Murano, 3.5L Engine



NISSAN PATHFINDER

(100727) 05-12 6 Cyl. Pathfinder, 4.0L Engine; 2 W.D. and 4 W.D.



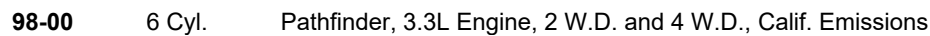
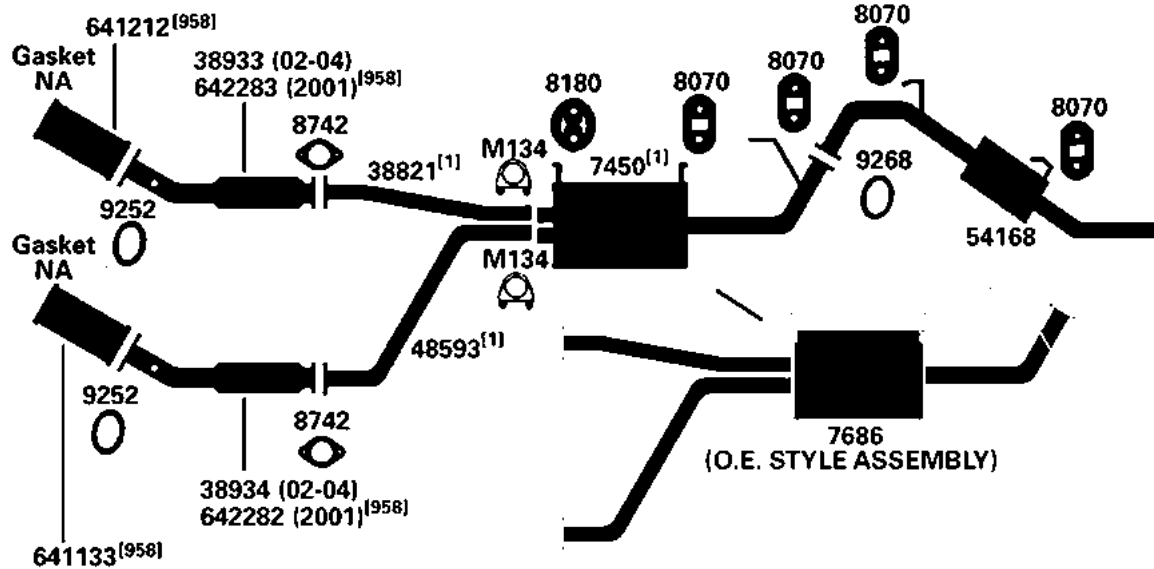
NA-Not Available. NR-Not Required. FL-Remove and Re-Use Old Flange. ● Golden Warehouse. O.E.-Original Equipment.

Airtube Kit [4948] may be required to complete installation. EFI-Electronic Fuel Injection.

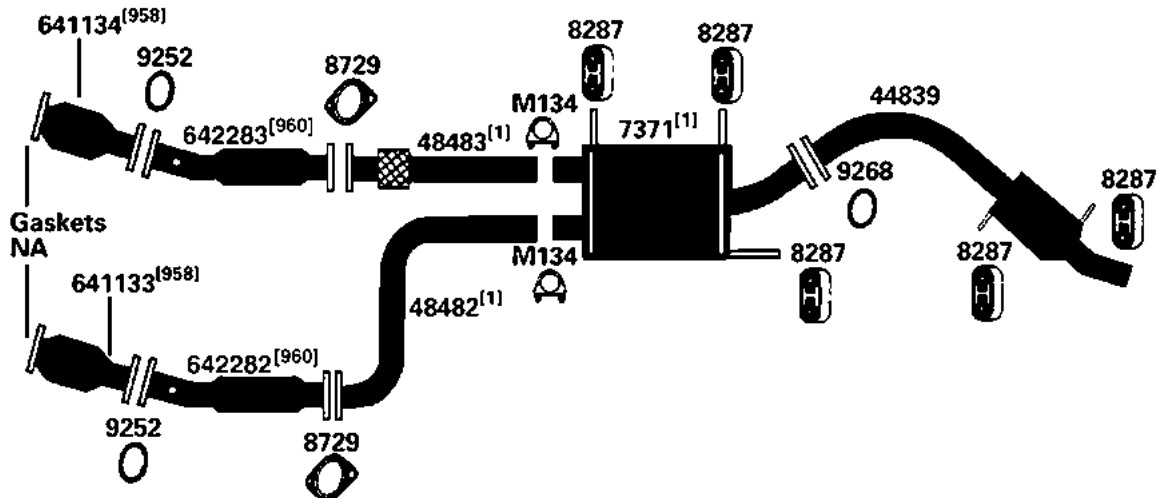
[1] OE system was a welded assembly. It is recommended that all parts noted [1] should be replaced.

[958] Federal & California Emissions. Not For Sale or Use on vehicles licensed in the state of CA & NY (NY vehicles with CA Emissions). Check with your state authority for details.

(100633)



(102663)



NA-Not Available. NR-Not Required. FL-Remove and Re-Use Old Flange. ● Golden Warehouse. O.E.-Original Equipment.

Airtube Kit [4948] may be required to complete installation. EFI-Electronic Fuel Injection.

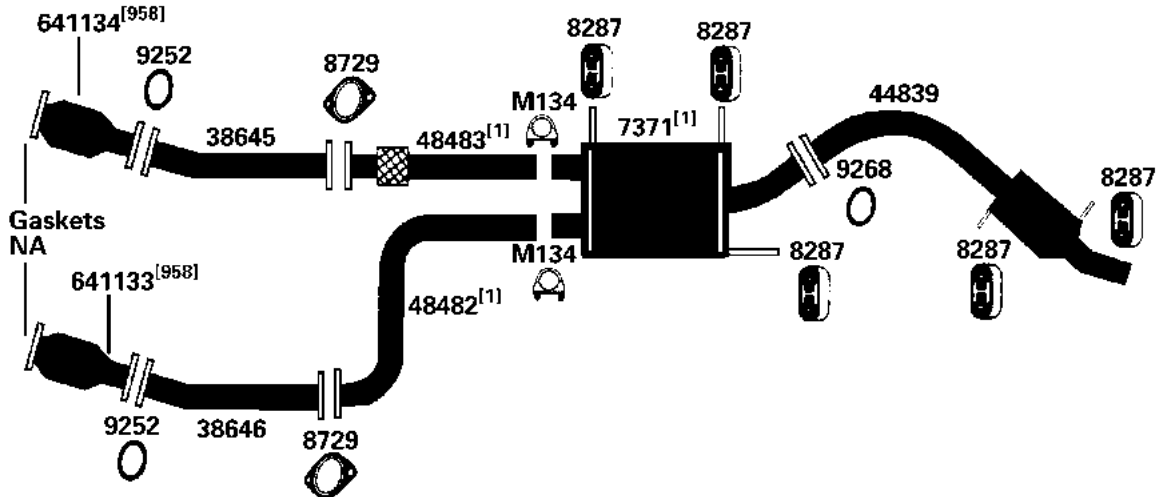
[1] OE system was a welded assembly. It is recommended that all parts noted [1] should be replaced.

[958] Federal & California Emissions. Not For Sale or Use on vehicles licensed in the state of CA & NY (NY vehicles with CA Emissions). Check with your state authority for details.

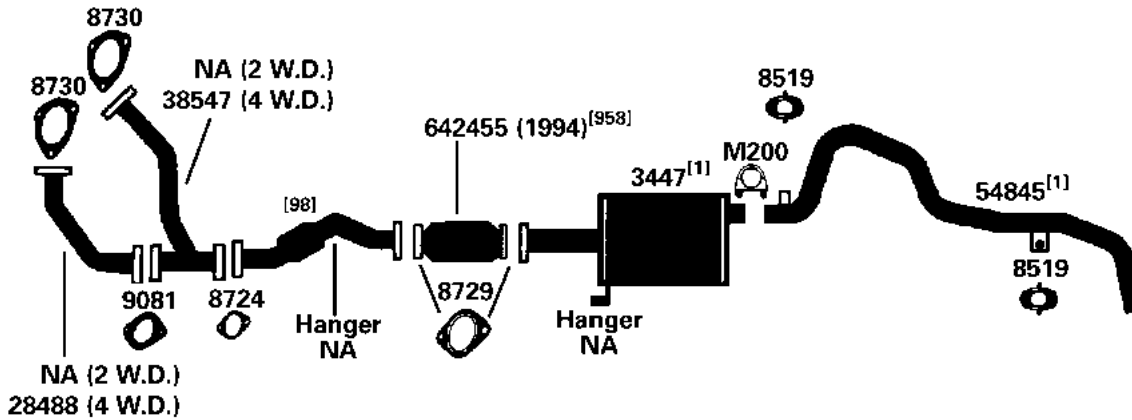
[960] California Emissions. Not For Sale or Use on vehicles licensed in the state of CA & NY. Check with your state authority.

NISSAN PATHFINDER

(32004) 98-00 6 Cyl. Pathfinder, 3.3L Engine, 2 W.D. and 4 W.D., Fed. Emissions
96-97 6 Cyl. Pathfinder, 3.3L Engine, 2 W.D. and 4 W.D.



(32003) 1995 6 Cyl. Pathfinder 3.0L Engine; 2 W.D. 4 W.D.
1995 6 Cyl. Pathfinder; 3.0L Engine; 2 W.D. 4 W.D.; California



DIRECT FIT MSL/MAXIMUM Muffler... 700279, UNIVERSAL FIT MSL/MAXIMUM Muffler... 6503, 6536, 6544, 709010

NA-Not Available. NR-Not Required. FL-Remove and Re-Use Old Flange. ● Golden Warehouse. O.E.-Original Equipment.

Airtube Kit [4948] may be required to complete installation. EFI-Electronic Fuel Injection.

[1] OE system was a welded assembly. It is recommended that all parts noted [1] should be replaced.

[98] Refer to current Catalytic Converter catalog or Website catalog for availability.

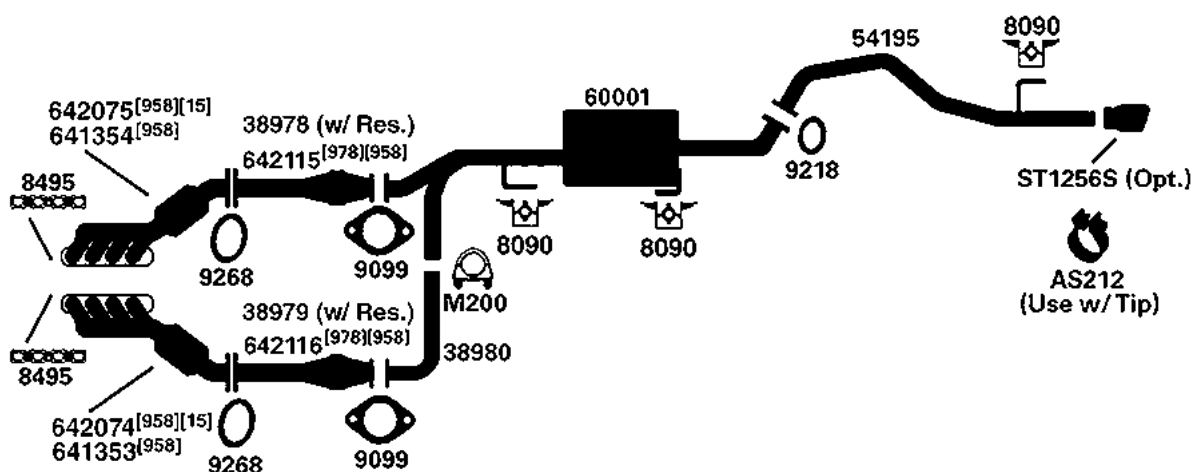
[958] Federal & California Emissions. Not For Sale or Use on vehicles licensed in the state of CA & NY (NY vehicles with CA Emissions). Check with your state authority for details.

[960] California Emissions. Not For Sale or Use on vehicles licensed in the state of CA & NY. Check with your state authority.

2004

8 Cyl.

(102103)



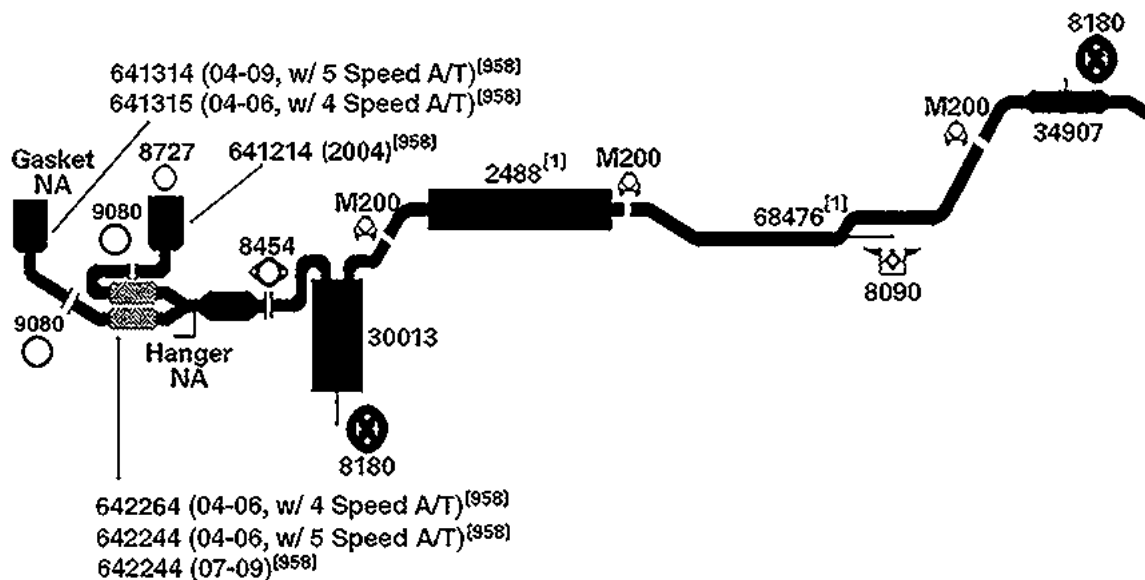
NISSAN QUEST

04-09

6 Cyl.

Quest; 3.5L Engine

(101778)



NA-Not Available. NR-Not Required. FL-Remove and Re-Use Old Flange. ● Golden Warehouse. O.E.-Original Equipment.

Airtube Kit [4948] may be required to complete installation. EFI-Electronic Fuel Injection.

- [1] OE system was a welded assembly. It is recommended that all parts noted [1] should be replaced.

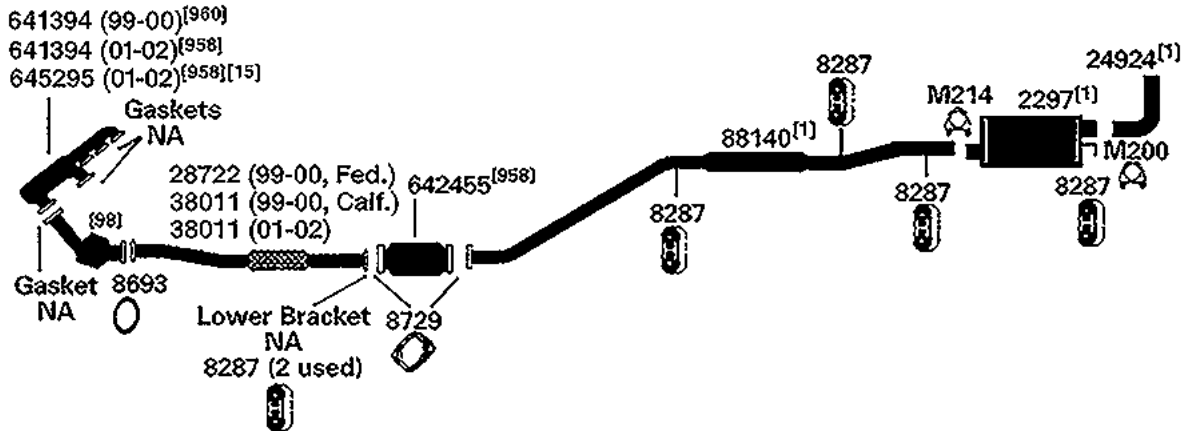
- [15] Discontinued, use until inventory is depleted.

- [958] Federal & California Emissions. Not For Sale or Use on vehicles licensed in the state of CA & NY (NY vehicles with CA Emissions). Check with your state authority for details.

- [978] Without Flex, US EPA, BIN 8, SULEV Emissions

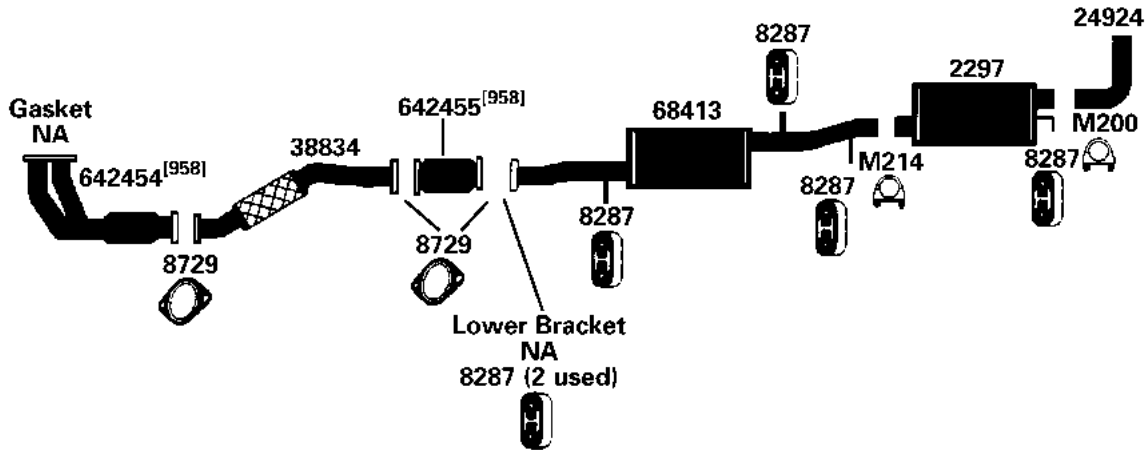
NISSAN QUEST

(100379) 99-02 6 Cyl. Quest; 3.3L Engine



DIRECT FIT MSL/MAXIMUM Muffler... 700348

(100333) 1998 6 Cyl. Quest; 3.0L Engine



DIRECT FIT MSL/MAXIMUM Muffler... 700348

NA-Not Available. NR-Not Required. FL-Remove and Re-Use Old Flange. ● Golden Warehouse. O.E.-Original Equipment.

Airtube Kit [4948] may be required to complete installation. EFI-Electronic Fuel Injection.

[1] OE system was a welded assembly. It is recommended that all parts noted [1] should be replaced.

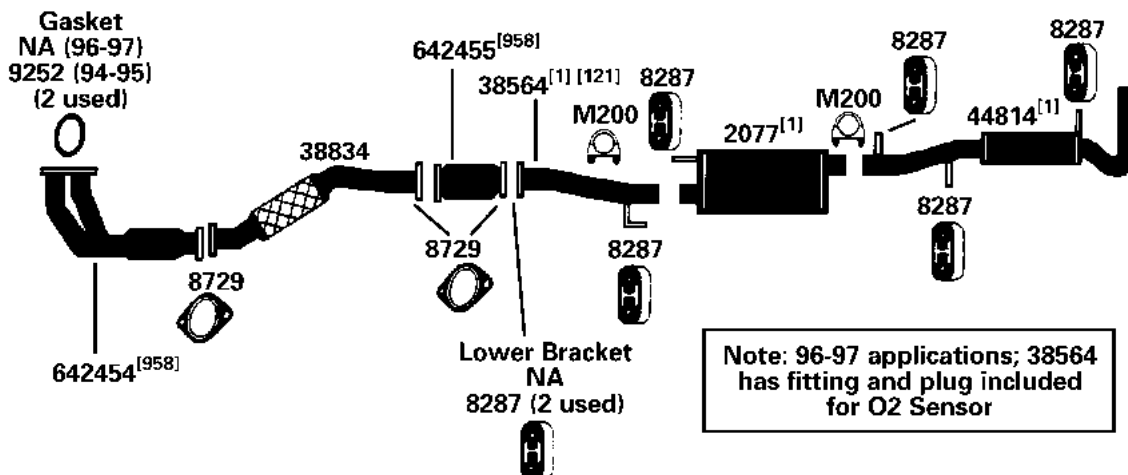
[15] Discontinued, use until inventory is depleted.

[958] Federal & California Emissions. Not For Sale or Use on vehicles licensed in the state of CA & NY (NY vehicles with CA Emissions). Check with your state authority for details.

[960] California Emissions. Not For Sale or Use on vehicles licensed in the state of CA & NY. Check with your state authority.

95-97 6 Cyl. Quest; 3.0L Engine

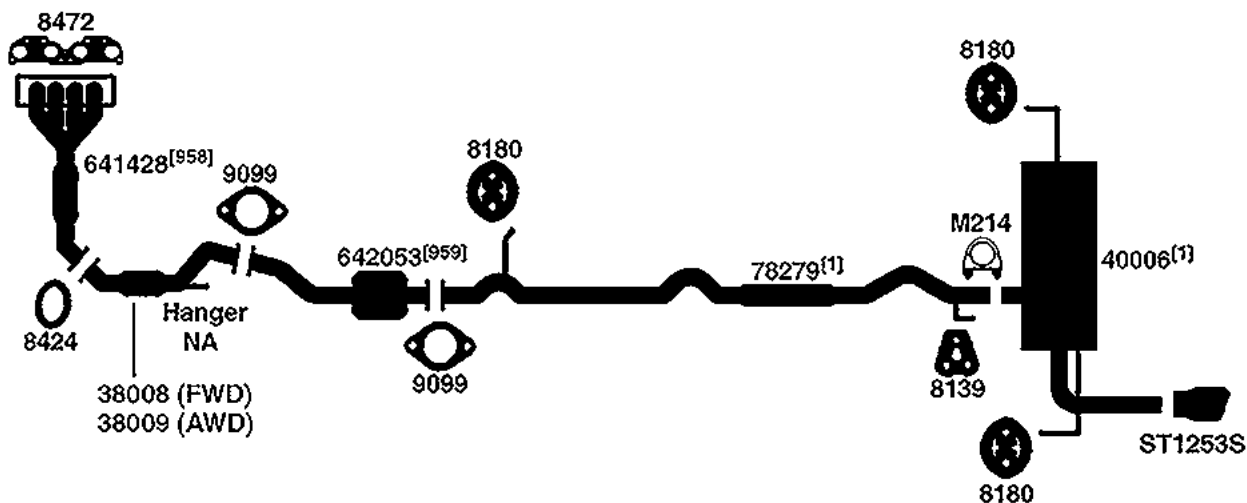
(33402)



DIRECT FIT MSL/MAXIMUM Muffler... 700225

08-13 4 Cyl. Rogue, 2.5L Eng., (Federal Emissions)

(102584)



NA-Not Available. NR-Not Required. FL-Remove and Re-Use Old Flange. ● Golden Warehouse. O.E.-Original Equipment.

Airtube Kit [4948] may be required to complete installation. EFI-Electronic Fuel Injection.

[1] OE system was a welded assembly. It is recommended that all parts noted [1] should be replaced.

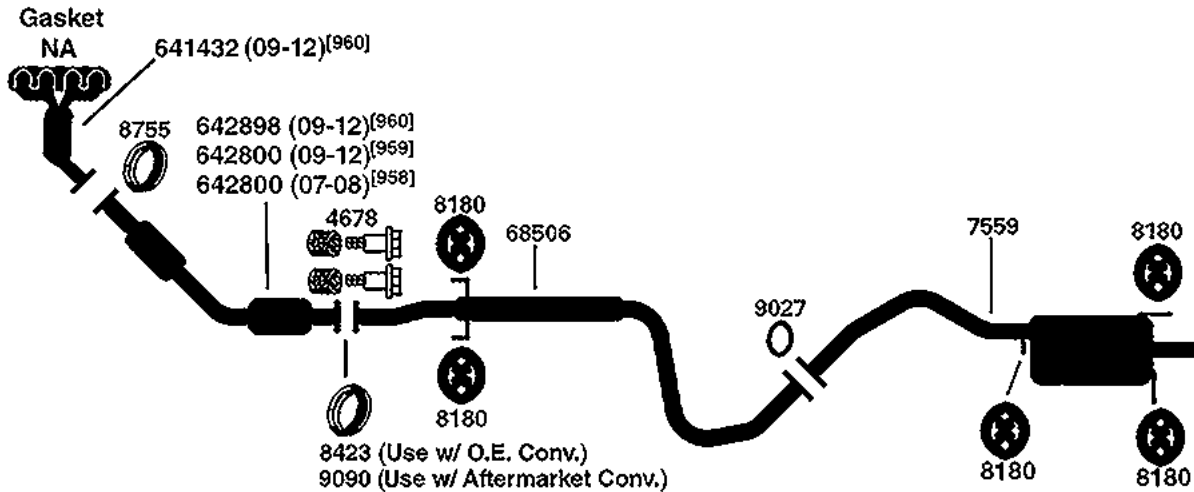
[121] Sensor plug supplied, should be used on 94-95 models.

[958] Federal & California Emissions. Not For Sale or Use on vehicles licensed in the state of CA & NY (NY vehicles with CA Emissions). Check with your state authority for details.

[959] Federal Emissions. Not For Sale or Use on vehicles licensed in the state of CA. Check with your state authority.

NISSAN SENTRA

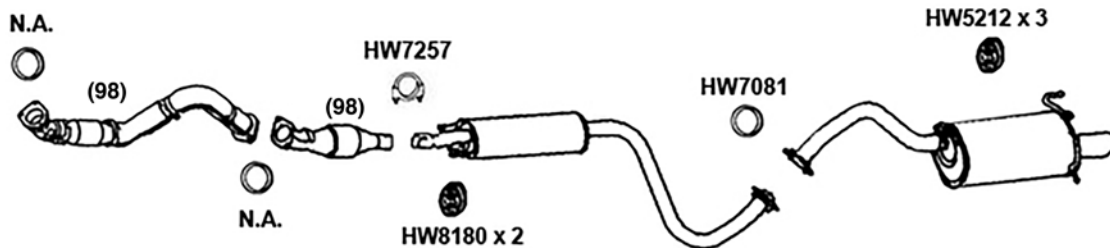
(102041) 07-12 4 Cyl. Sentra, 2.0L Engine



(DA170) 07-12 4 Cyl. Sentra, 2.5L Engine

DA41705
Part of Converter
(07-09)

DA41707
20100ET80A



ANSA®

NA-Not Available. NR-Not Required. FL-Remove and Re-Use Old Flange. ● Golden Warehouse. O.E.-Original Equipment.
Airtube Kit [4948] may be required to complete installation. EFI-Electronic Fuel Injection.

[1] OE system was a welded assembly. It is recommended that all parts noted [1] should be replaced.

[98] Refer to current Catalytic Converter catalog or Website catalog for availability.

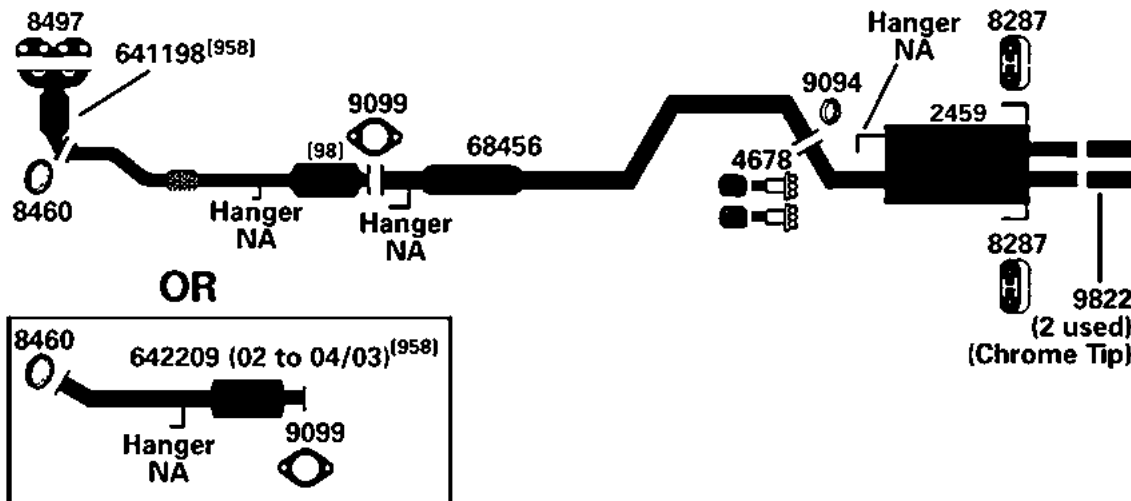
[958] Federal & California Emissions. Not For Sale or Use on vehicles licensed in the state of CA & NY (NY vehicles with CA Emissions). Check with your state authority for details.

[959] Federal Emissions. Not For Sale or Use on vehicles licensed in the state of CA. Check with your state authority.

[960] California Emissions. Not For Sale or Use on vehicles licensed in the state of CA & NY. Check with your state authority.

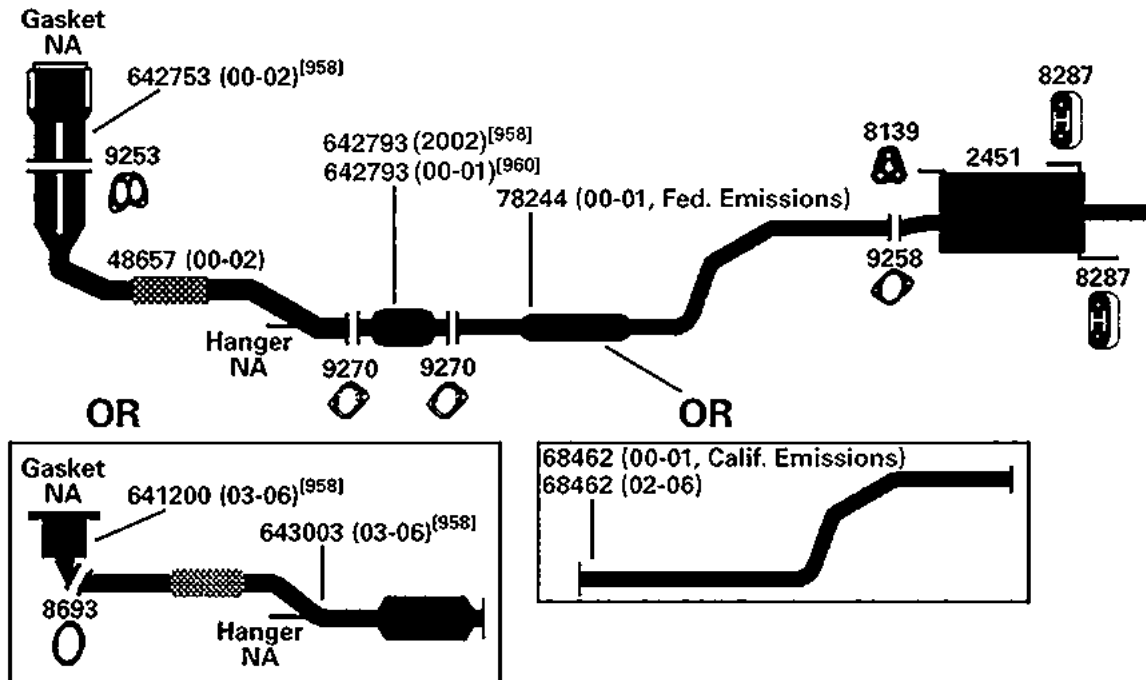
02-06 4 Cyl. Sentra, 2.5L Engine

(100664)



00-06 4 Cyl. Sentra, 1.8L Engine

(100628)



DIRECT FIT MSL/MAXIMUM Muffler... 700424
DIRECT FIT MSL/MAXIMUM Muffler... 700424

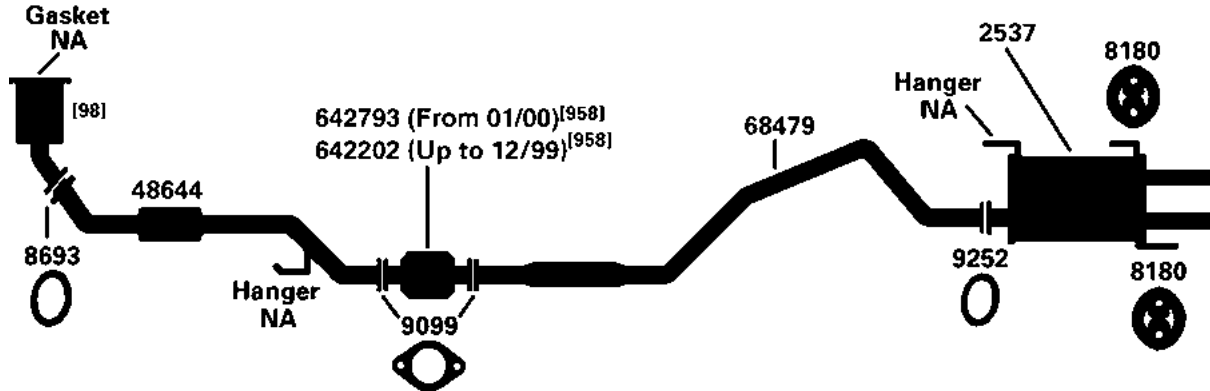
NA-Not Available. NR-Not Required. FL-Remove and Re-Use Old Flange. ● Golden Warehouse. O.E.-Original Equipment.
Airtube Kit [4948] may be required to complete installation. EFI-Electronic Fuel Injection.

[98] Refer to current Catalytic Converter catalog or Website catalog for availability.
[958] Federal & California Emissions. Not For Sale or Use on vehicles licensed in the state of CA & NY (NY vehicles with CA Emissions). Check with your state authority for details.

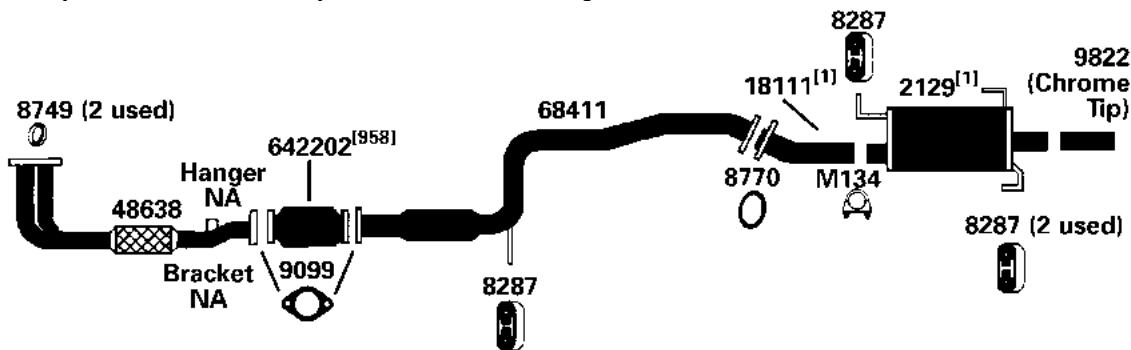
[960] California Emissions. Not For Sale or Use on vehicles licensed in the state of CA & NY. Check with your state authority.

NISSAN SENTRA

(101993) 00-01 4 Cyl. Sentra, 2.0L Engine

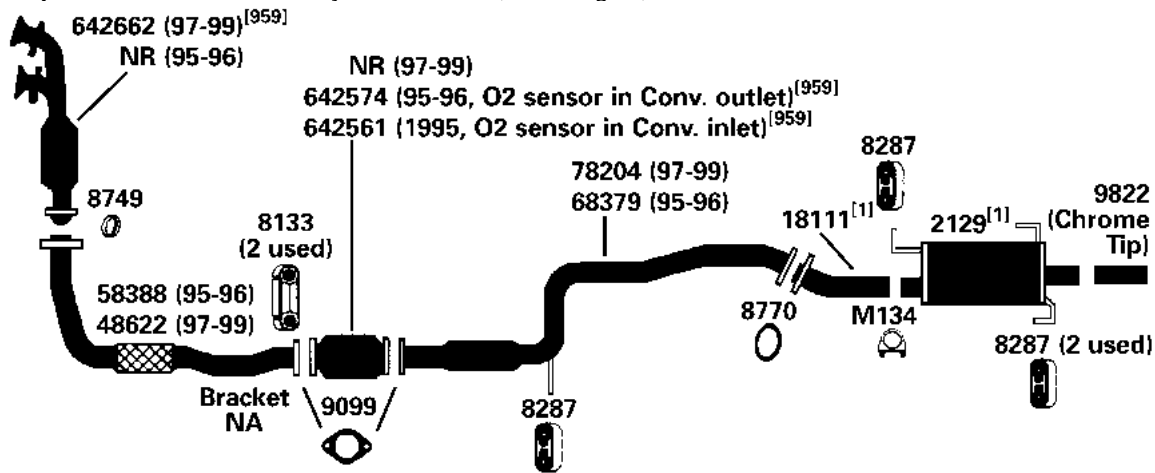


(100040) 98-99 4 Cyl. Sentra, 2.0L Engine



DIRECT FIT MSL/MAXIMUM Muffler... 700241

(3529) 95-99 4 Cyl. Sentra, 1.6L Engine; exc. California



DIRECT FIT MSL/MAXIMUM Muffler... 700241

NA-Not Available. NR-Not Required. FL-Remove and Re-Use Old Flange. ● Golden Warehouse. O.E.-Original Equipment.

Airtube Kit [4948] may be required to complete installation. EFI-Electronic Fuel Injection.

[1] OE system was a welded assembly. It is recommended that all parts noted [1] should be replaced.

[98] Refer to current Catalytic Converter catalog or Website catalog for availability.

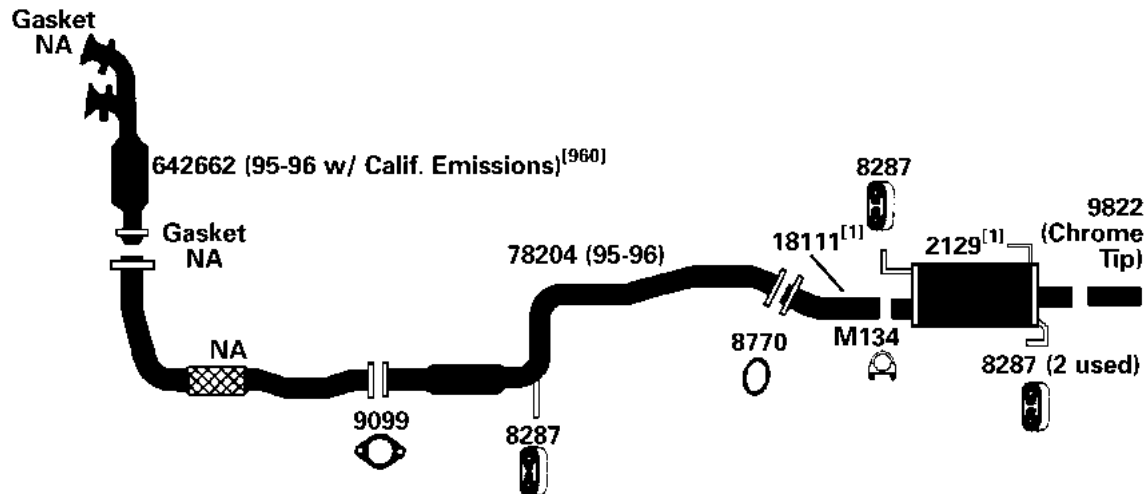
[958] Federal & California Emissions. Not For Sale or Use on vehicles licensed in the state of CA & NY (NY vehicles with CA Emissions). Check with your state authority for details.

[959] Federal Emissions. Not For Sale or Use on vehicles licensed in the state of CA. Check with your state authority.

NISSAN SENTRA

95-99 4 Cyl. Sentra, 1.6L Engine; California Models

(100591)

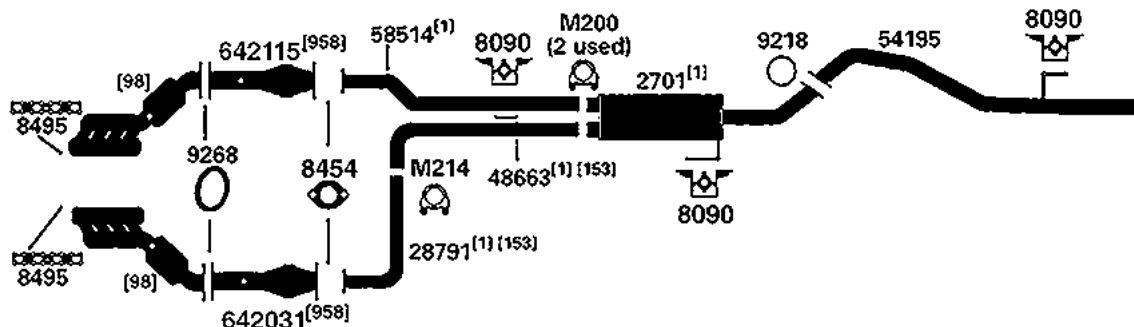


DIRECT FIT MSL/MAXIMUM Muffler... 700241

NISSAN TITAN

07-15 8 Cyl. Titan Pickup; 5.6L Engine; King & Crew Cab; 139.8" W.B.

(101951)



DIRECT FIT MSL/MAXIMUM Muffler... 700491

NA-Not Available. NR-Not Required. FL-Remove and Re-Use Old Flange. ● Golden Warehouse. O.E.-Original Equipment.

Airtube Kit [4948] may be required to complete installation. EFI-Electronic Fuel Injection.

[1] OE system was a welded assembly. It is recommended that all parts noted [1] should be replaced.

[98] Refer to current Catalytic Converter catalog or Website catalog for availability.

[153] For Model Year 2007, Use #7 Bushing With OE Muffler.

[958] Federal & California Emissions. Not For Sale or Use on vehicles licensed in the state of CA & NY (NY vehicles with CA Emissions). Check with your state authority for details.

[960] California Emissions. Not For Sale or Use on vehicles licensed in the state of CA & NY. Check with your state authority.

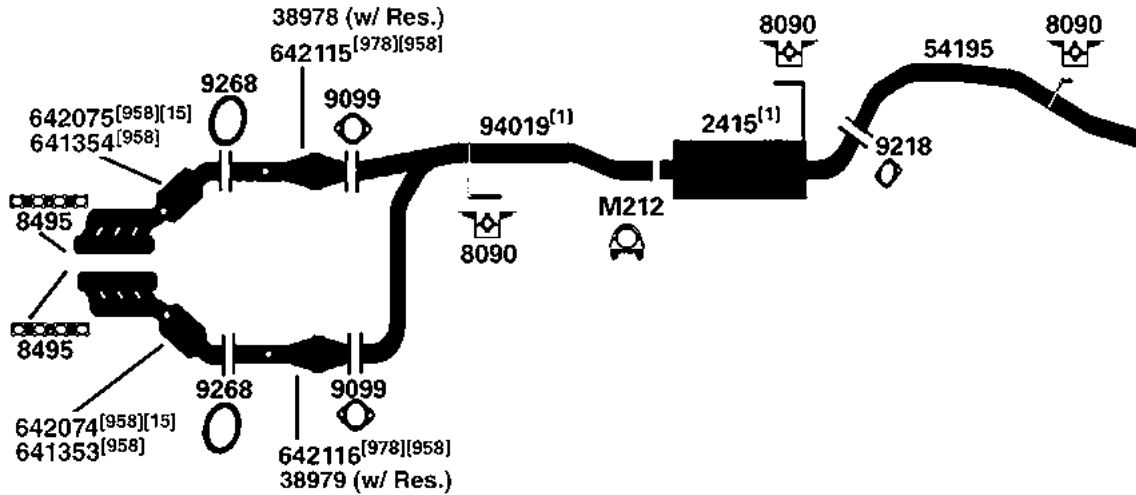
NISSAN TITAN

(100405)

04-06

8 Cyl.

Titan Pickup; 5.6L Engine; King & Crew Cab (XE, SE, LE); 2 W.D. & 4 W.D.



DIRECT FIT MSL/MAXIMUM Muffler... 700457

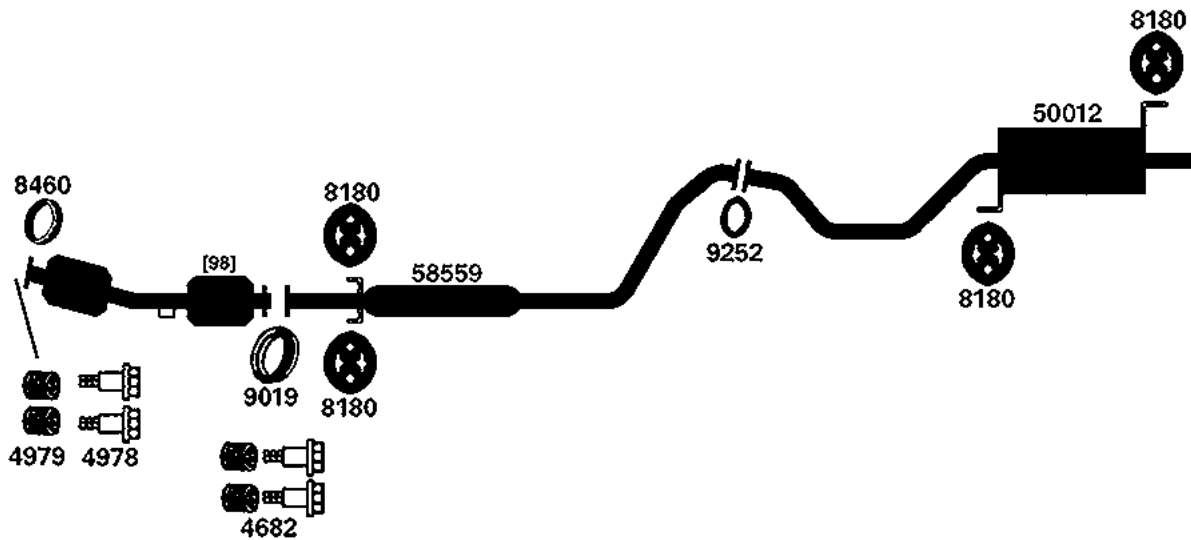
NISSAN VERSA

(102690)

12-16

4 Cyl.

Versa, 1.6L Engine, Sedan, (From 06/2011)



NA-Not Available. NR-Not Required. FL-Remove and Re-Use Old Flange. ● Golden Warehouse. O.E.-Original Equipment.

Airtube Kit [4948] may be required to complete installation. EFI-Electronic Fuel Injection.

[1] OE system was a welded assembly. It is recommended that all parts noted [1] should be replaced.

[15] Discontinued, use until inventory is depleted.

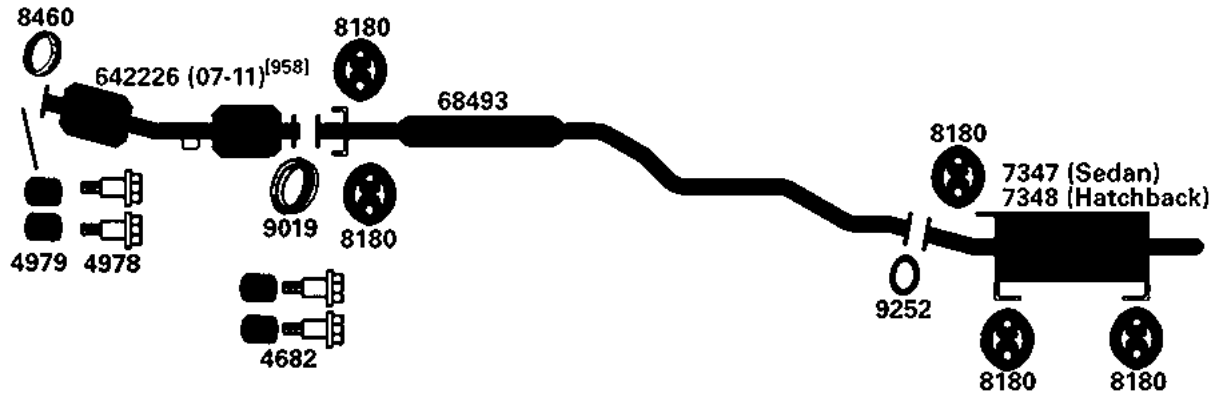
[98] Refer to current Catalytic Converter catalog or Website catalog for availability.

[958] Federal & California Emissions. Not For Sale or Use on vehicles licensed in the state of CA & NY (NY vehicles with CA Emissions). Check with your state authority for details.

[978] Without Flex, US EPA, BIN 8, SULEV Emissions

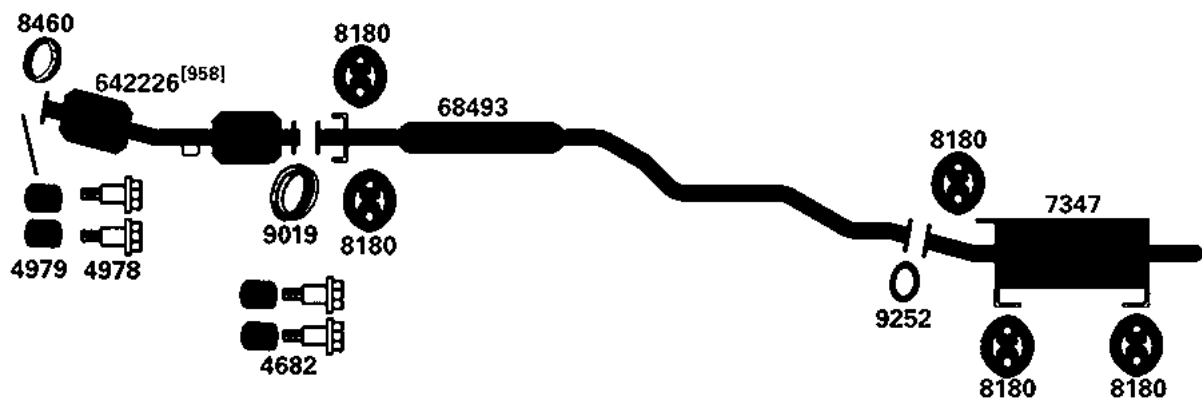
07-12 4 Cyl. Versa, 1.8L Engine

(102094)



09-11 4 Cyl. Versa, 1.6L Engine

(102106)

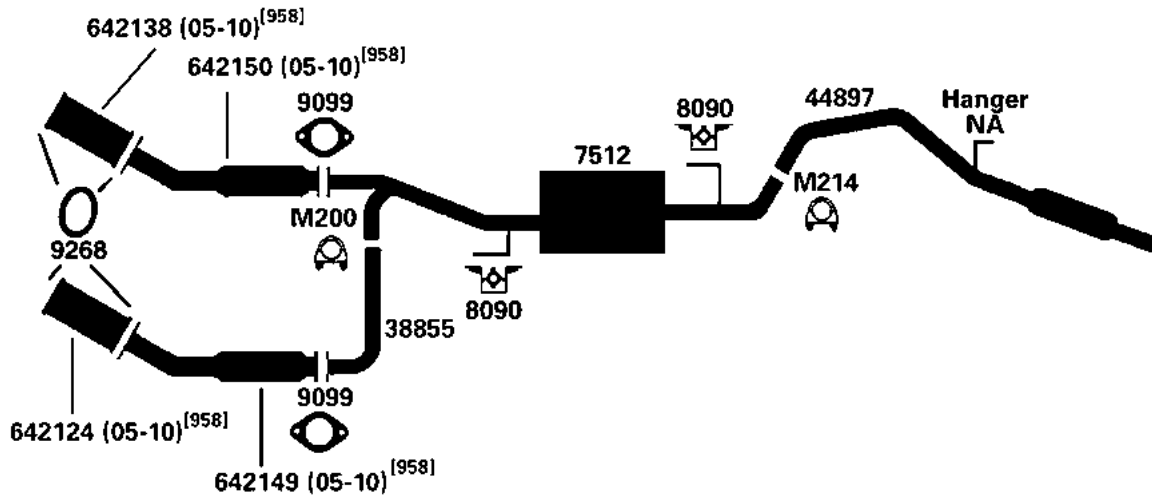


NA-Not Available. NR-Not Required. FL-Remove and Re-Use Old Flange. ● Golden Warehouse. O.E.-Original Equipment.
Airtube Kit [4948] may be required to complete installation. EFI-Electronic Fuel Injection.

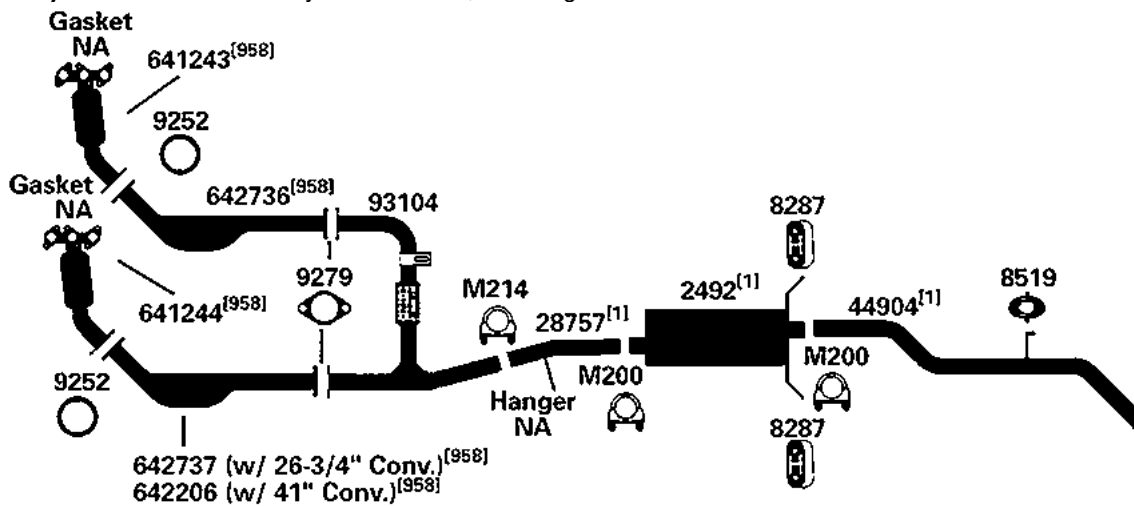
[958] Federal & California Emissions. Not For Sale or Use on vehicles licensed in the state of CA & NY (NY vehicles with CA Emissions). Check with your state authority for details.

NISSAN XTERRA

(101872) 05-15 6 Cyl. Xterra, 4.0L Engine



(101871) 03-04 6 Cyl. Xterra, 3.3L Engine



DIRECT FIT MSL/MAXIMUM Muffler... 700454

NA-Not Available. NR-Not Required. FL-Remove and Re-Use Old Flange. ● Golden Warehouse. O.E.-Original Equipment.

Airtube Kit [4948] may be required to complete installation. EFI-Electronic Fuel Injection.

[1] OE system was a welded assembly. It is recommended that all parts noted [1] should be replaced.

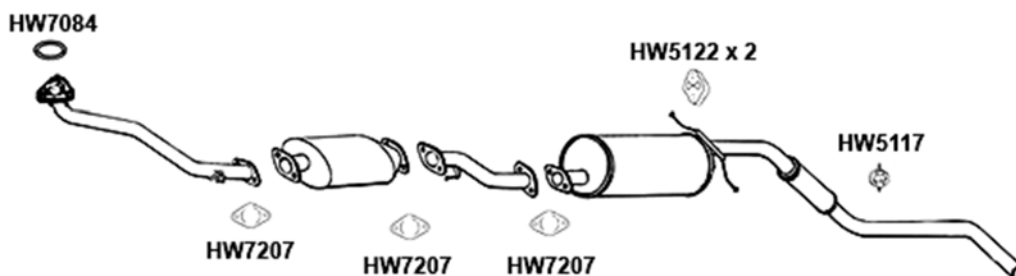
[188] Remove loose clamp for 2 W.D. models.

[958] Federal & California Emissions. Not For Sale or Use on vehicles licensed in the state of CA & NY (NY vehicles with CA Emissions). Check with your state authority for details.

00-04 4 Cyl. Xterra, 2.4L Engine

(DA169)

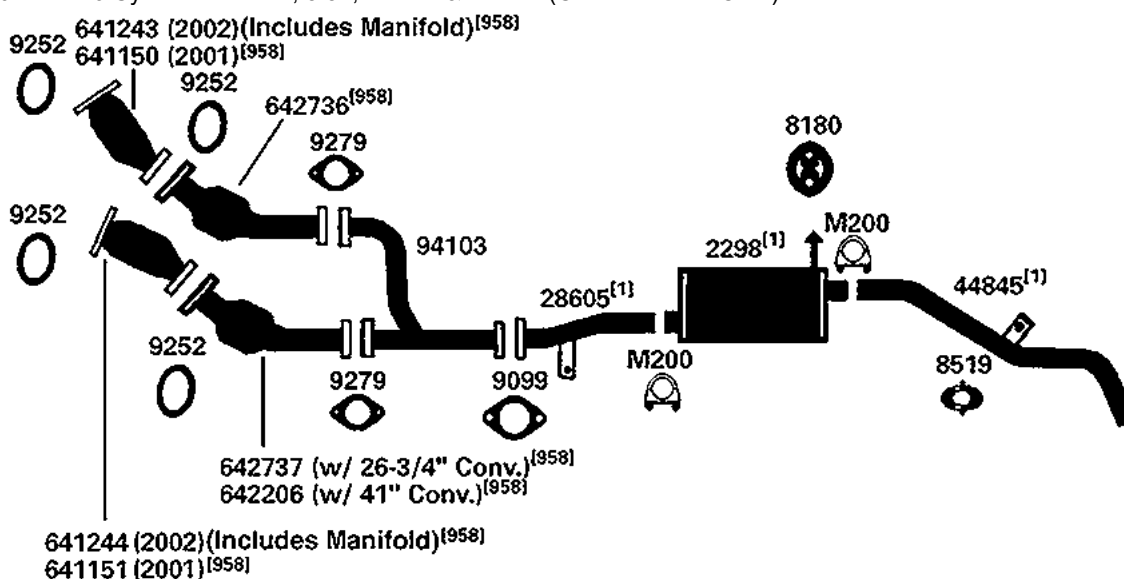
N.A. 642793⁽⁹⁵⁸⁾ DA 35506
200308B465
(2000 Fed) DA 37507
201007Z810



ANSA

01-02 6 Cyl. Xterra, 3.3L, 2 W.D. & 4 W.D.
2000 6 Cyl. Xterra, 3.3L, 2 W.D. & 4 W.D. (CALIF. EMISSIONS)

(100133)



DIRECT FIT MSL/MAXIMUM Muffler... 700386
DIRECT FIT MSL/MAXIMUM Muffler... 700386

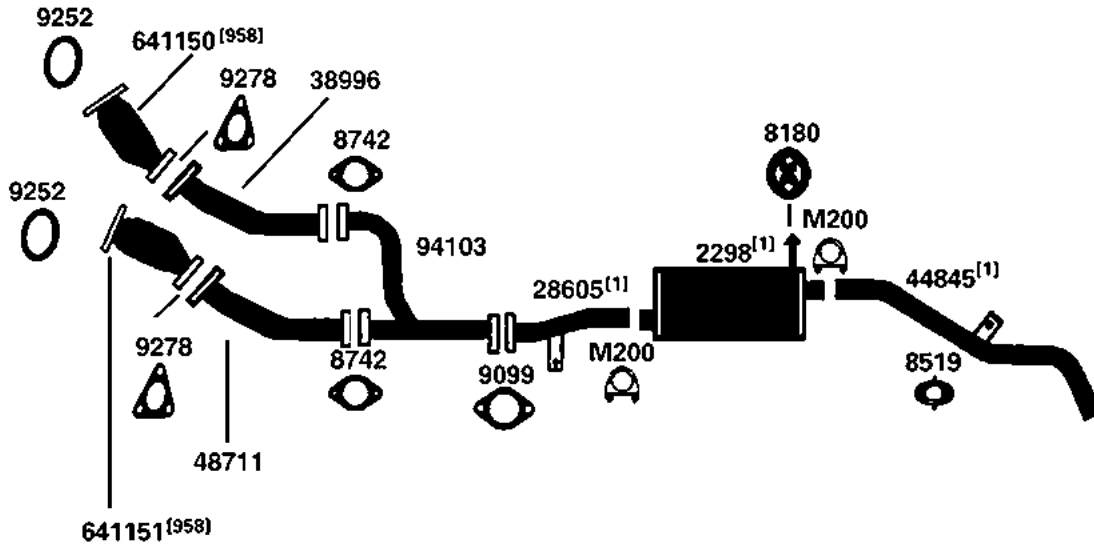
NA-Not Available. NR-Not Required. FL-Remove and Re-Use Old Flange. ● Golden Warehouse. O.E.-Original Equipment.
Airtube Kit [4948] may be required to complete installation. EFI-Electronic Fuel Injection.

[1] OE system was a welded assembly. It is recommended that all parts noted [1] should be replaced.

[958] Federal & California Emissions. Not For Sale or Use on vehicles licensed in the state of CA & NY (NY vehicles with CA Emissions). Check with your state authority for details.

NISSAN XTERRA

(100137) 2000 6 Cyl. Xterra, 3.3L, 2 W.D. & 4 W.D. (FEDERAL EMISSIONS)



DIRECT FIT MSL/MAXIMUM Muffler... 700386

DIRECT FIT MSL/MAXIMUM Muffler... 700386

NA-Not Available. NR-Not Required. FL-Remove and Re-Use Old Flange. ● Golden Warehouse. O.E.-Original Equipment.

Airtube Kit [4948] may be required to complete installation. EFI-Electronic Fuel Injection.

[1] OE system was a welded assembly. It is recommended that all parts noted [1] should be replaced.

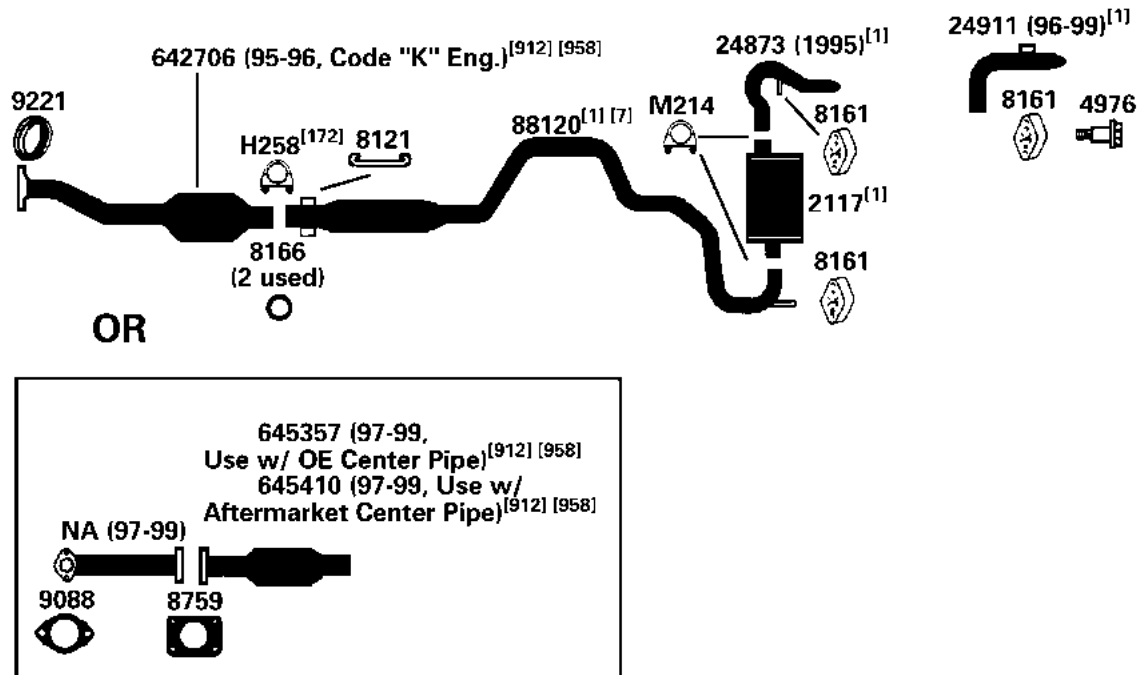
[958] Federal & California Emissions. Not For Sale or Use on vehicles licensed in the state of CA & NY (NY vehicles with CA Emissions). Check with your state authority for details.

OLDSMOBILE

OLDSMOBILE 88, 98, DELTA 88, LSS, REGENCY (INCL. CUSTOM CRUISER)

95-99 6 Cyl. 88, LSS, Regency, 98; 3.8L; Exc. Supercharged

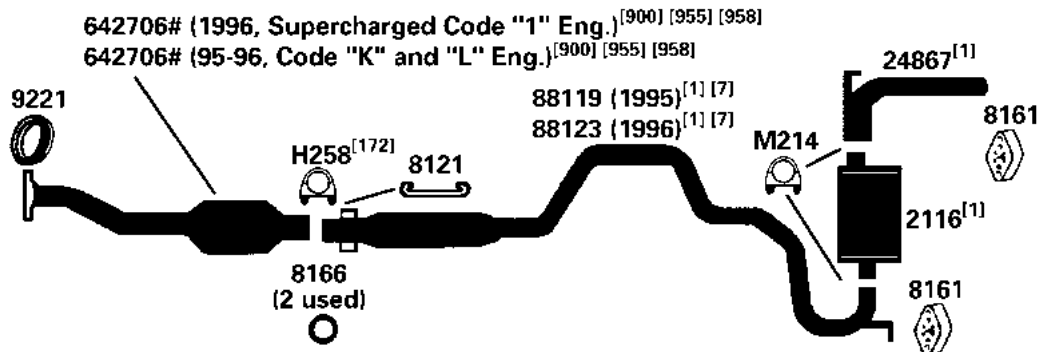
(7576)



DIRECT FIT MSL/MAXIMUM Muffler... 700234, UNIVERSAL FIT MSL/MAXIMUM Muffler... 709014

95-96 6 Cyl. 98, 3.8L Engine

(7575)



DIRECT FIT MSL/MAXIMUM Muffler... 6597, UNIVERSAL FIT MSL/MAXIMUM Muffler... 6533, 6596, 709014, Silentone DIY Muffler... 5505

NA-Not Available. NR-Not Required. FL-Remove and Re-Use Old Flange. ● Golden Warehouse. O.E.-Original Equipment.

Airtube Kit [4948] may be required to complete installation. EFI-Electronic Fuel Injection.

[1] OE system was a welded assembly. It is recommended that all parts noted [1] should be replaced.

[7] The O.E. extension pipe must be cut off 1 3/8" behind the pipe to converter weld.

[172] Special O.E. style clamp designed for this application.

[900] Direct fit converter may require resizing, cutting or bushing.

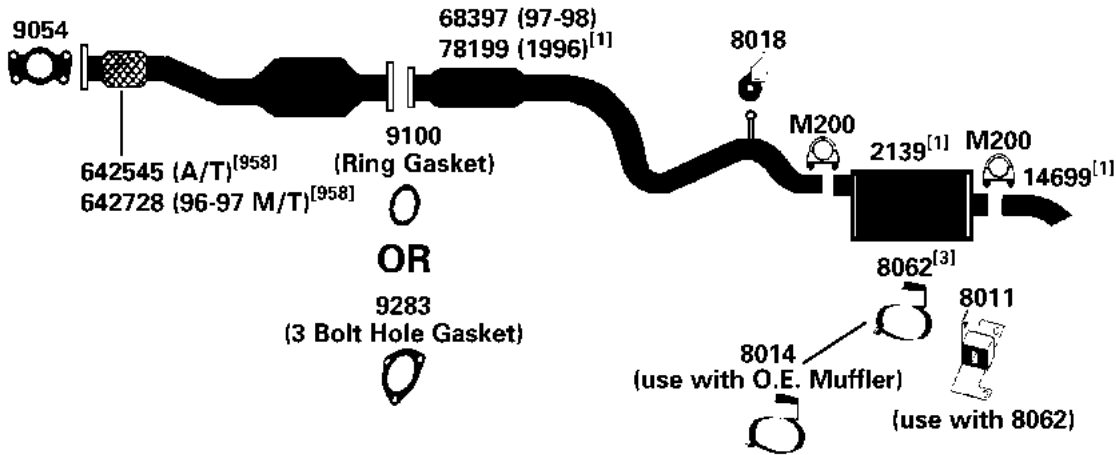
[912] When using with aftermarket piping, direct fit converter may require INLET/OUTLET pipe resizing.

[955] 1st design front pipe and conv. are 1-piece.

[958] Federal & California Emissions. Not For Sale or Use on vehicles licensed in the state of CA & NY (NY vehicles with CA Emissions). Check with your state authority for details.

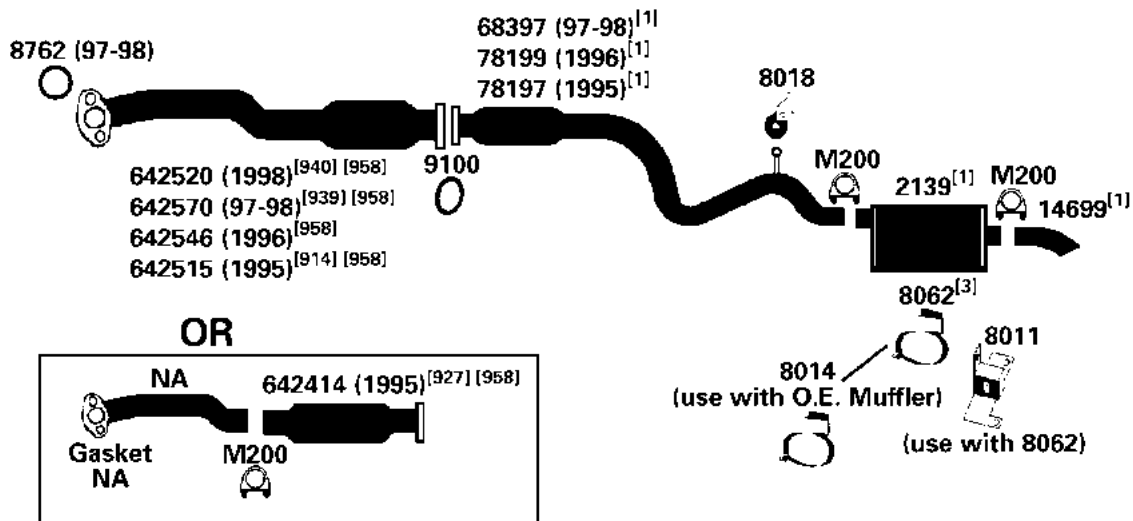
OLDSMOBILE ACHIEVA

(100409) 96-98 4 Cyl. Achieva, 2.4L Engine



DIRECT FIT MSL/MAXIMUM Muffler... 700185

(100410) 95-98 6 Cyl. Achieva, 3.1L Engine



DIRECT FIT MSL/MAXIMUM Muffler... 700185

NA-Not Available. NR-Not Required. FL-Remove and Re-Use Old Flange. ● Golden Warehouse. O.E.-Original Equipment.
Airtube Kit [4948] may be required to complete installation. EFI-Electronic Fuel Injection.

[1] OE system was a welded assembly. It is recommended that all parts noted [1] should be replaced.

[3] Required for installation.

[914] Direct fit converter includes front (Exhaust) pipe, (1) piece assembly.

[927] Semi-direct fit conv. Must reuse front pipe.

[939] Direct fit w/ steel crush ring gasket at manifold end used.

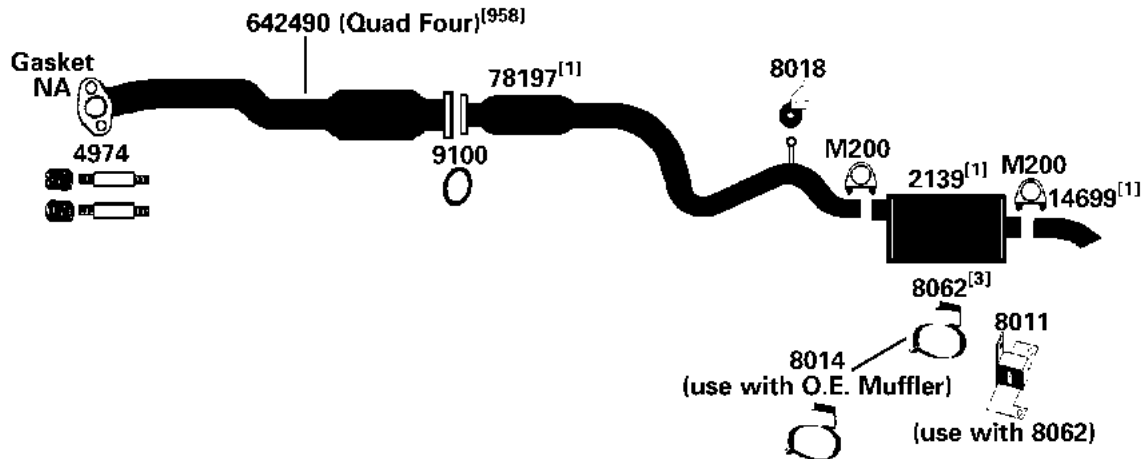
[940] Direct fit w/ flat gasket at manifold end used.

[958] Federal & California Emissions. Not For Sale or Use on vehicles licensed in the state of CA & NY (NY vehicles with CA Emissions). Check with your state authority for details.

OLDSMOBILE ACHIEVA

1995 4 Cyl. Achieva, 2.3L Engine

(13683)

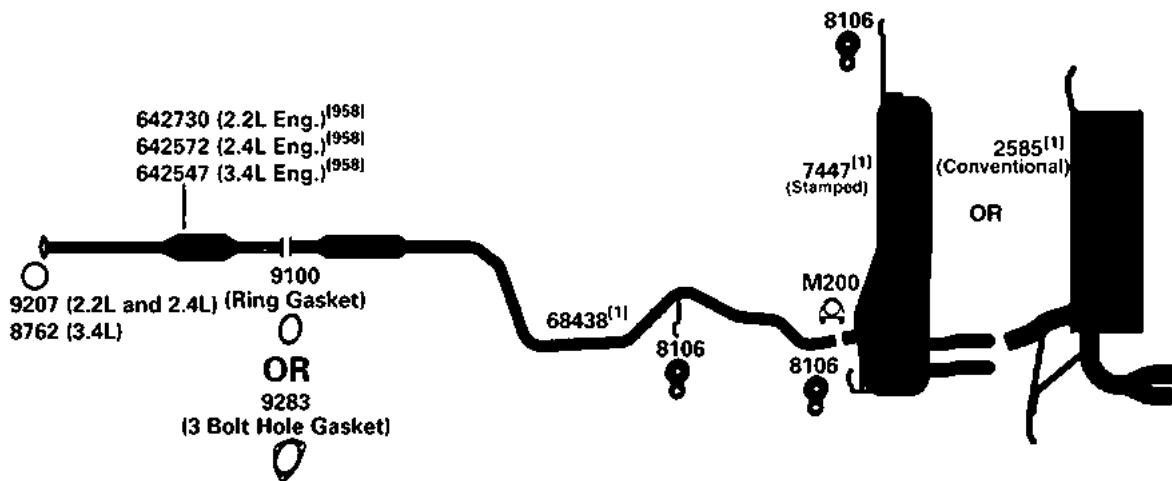


DIRECT FIT MSL/MAXIMUM Muffler... 700185

OLDSMOBILE ALERO

02-04 4 Cyl. Alero, 2.2L Engine; Single Exhaust
 99-04 6 Cyl. Alero, 3.4L Engine; Single Exhaust
 99-01 4 Cyl. Alero, 2.4L Engine; Single Exhaust

(100510)



DIRECT FIT MSL/MAXIMUM Muffler... (Option) 700443

NA-Not Available. NR-Not Required. FL-Remove and Re-Use Old Flange. ● Golden Warehouse. O.E.-Original Equipment.

Airtube Kit [4948] may be required to complete installation. EFI-Electronic Fuel Injection.

[1] OE system was a welded assembly. It is recommended that all parts noted [1] should be replaced.

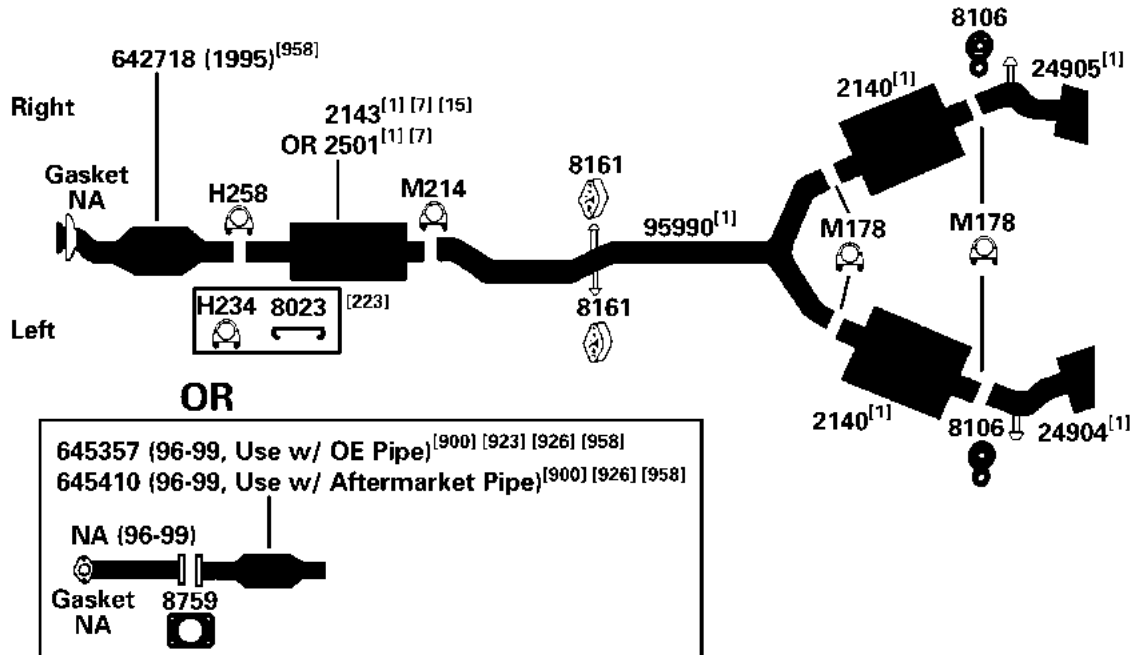
[3] Required for installation.

[146] MSL Muffler is a conventional replacement for stamped OE style Muffler.

[958] Federal & California Emissions. Not For Sale or Use on vehicles licensed in the state of CA & NY (NY vehicles with CA Emissions). Check with your state authority for details.

OLDSMOBILE AURORA

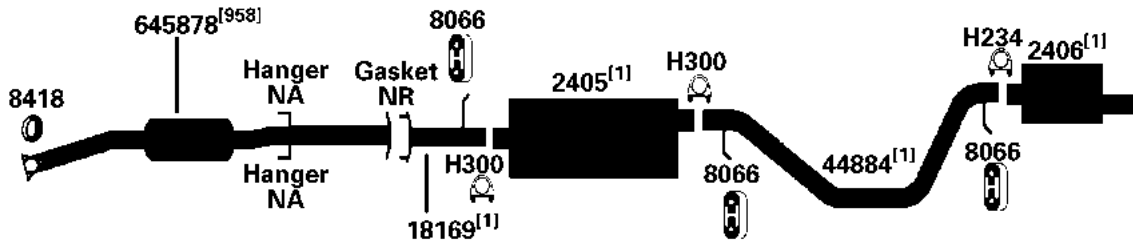
(15075) 95-99 8 Cyl. Aurora, 4.0L Engine, Dual Exhaust



DIRECT FIT MSL/MAXIMUM Muffler... Front Muffler- 700446, Right Rear Muffler- 700357, Left Rear Muffler- 700357, UNIVERSAL FIT MSL/MAXIMUM Muffler... Right Rear Muffler- 709010, Left Rear Muffler- 709010

OLDSMOBILE BRAVADA

(100460) 02-04 6 Cyl. Bravada; 256 (4.2L) L6 Engine



DIRECT FIT MSL/MAXIMUM Muffler... Front Muffler- 700429, Rear Muffler- 700345

NA-Not Available. NR-Not Required. FL-Remove and Re-Use Old Flange. ● Golden Warehouse. O.E.-Original Equipment.

Airtube Kit [4948] may be required to complete installation. EFI-Electronic Fuel Injection.

[1] OE system was a welded assembly. It is recommended that all parts noted [1] should be replaced.

[7] The O.E. extension pipe must be cut off 1 3/8" behind the pipe to converter weld.

[15] Discontinued, use until inventory is depleted.

[223] These parts needed in models with bracket at resonator inlet

[900] Direct fit converter may require resizing, cutting or bushing.

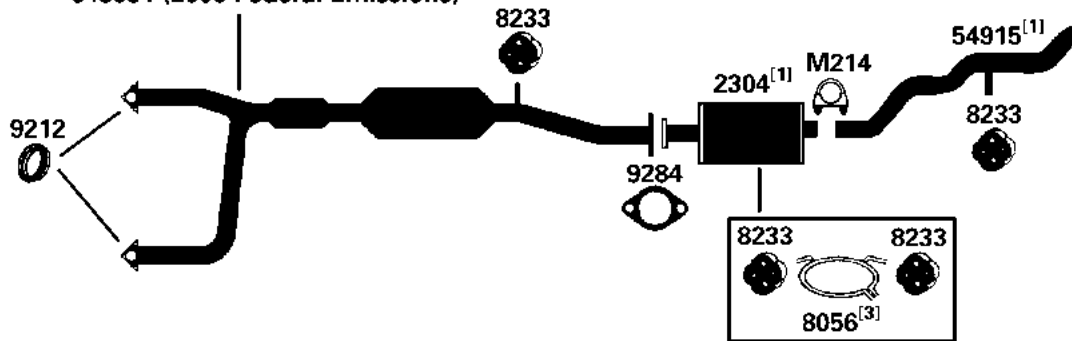
[923] #3 bushing may be required

[926] Models w/ 4 bolt flange inlet; 2nd design front pipe and conv. separate.

[958] Federal & California Emissions. Not For Sale or Use on vehicles licensed in the state of CA & NY (NY vehicles with CA Emissions). Check with your state authority for details.

00-01 6 Cyl. Bravada; 262W (4.3L) Engine
645890 (Calif. Emissions)^[960]
645891 (2000 Federal Emissions)^[959]

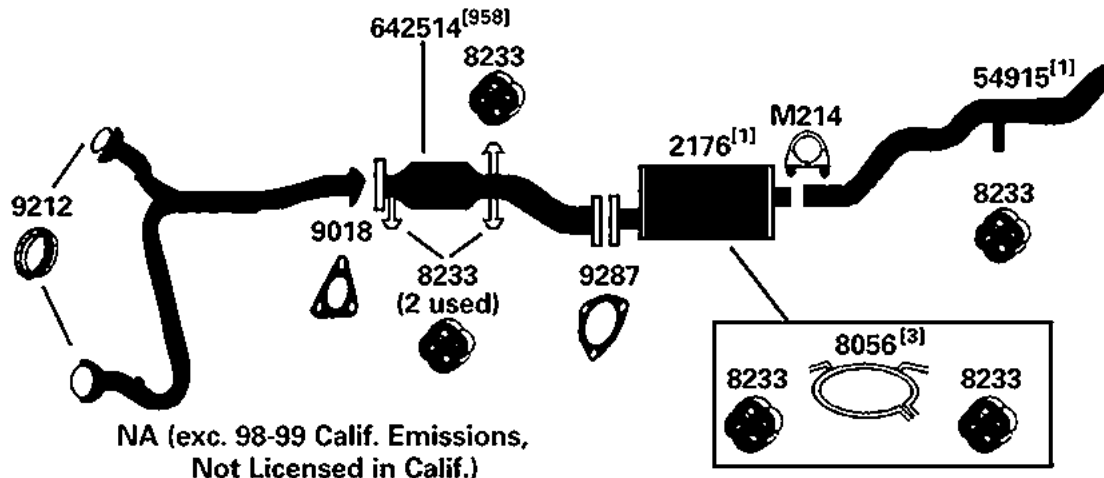
(34603)



DIRECT FIT MSL/MAXIMUM Muffler... 700292

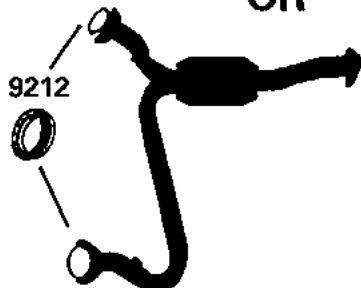
96-99 6 Cyl. Bravada; 262W (4.3L) Engine; except rear exit

(34602)



NA (exc. 98-99 Calif. Emissions,
 Not Licensed in Calif.)

OR



641166 (98-99 Calif. Emissions)^[960]

DIRECT FIT MSL/MAXIMUM Muffler... 700150

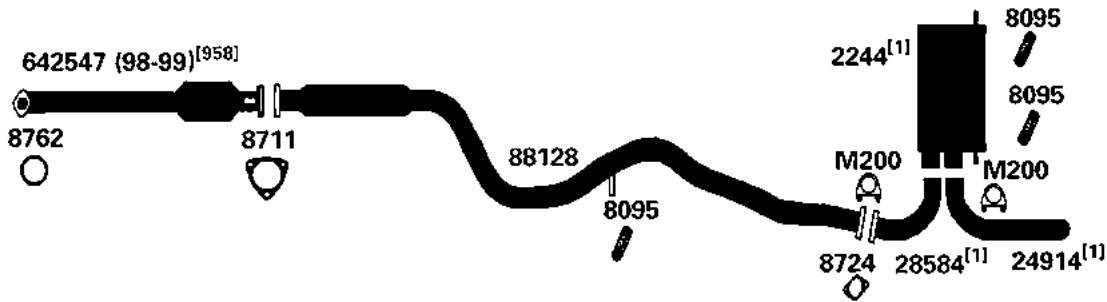
NA-Not Available. NR-Not Required. FL-Remove and Re-Use Old Flange. ● Golden Warehouse. O.E.-Original Equipment.
 # Airtube Kit [4948] may be required to complete installation. EFI-Electronic Fuel Injection.

[1] OE system was a welded assembly. It is recommended that all parts noted [1] should be replaced.
 [958] Federal & California Emissions. Not For Sale or Use on vehicles licensed in the state of CA & NY (NY vehicles with CA Emissions). Check with your state authority for details.

[959] Federal Emissions. Not For Sale or Use on vehicles licensed in the state of CA. Check with your state authority.
 [960] California Emissions. Not For Sale or Use on vehicles licensed in the state of CA & NY. Check with your state authority.

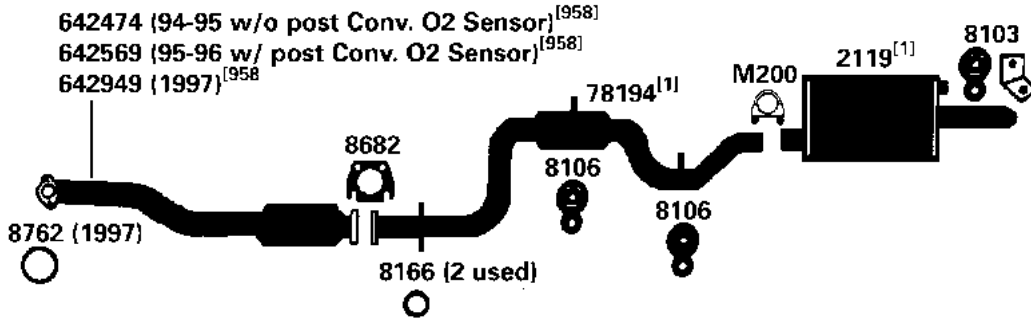
OLDSMOBILE CUTLASS, CIERA

(100042) 97-99 6 Cyl. Cutlass, 3.1L Engine



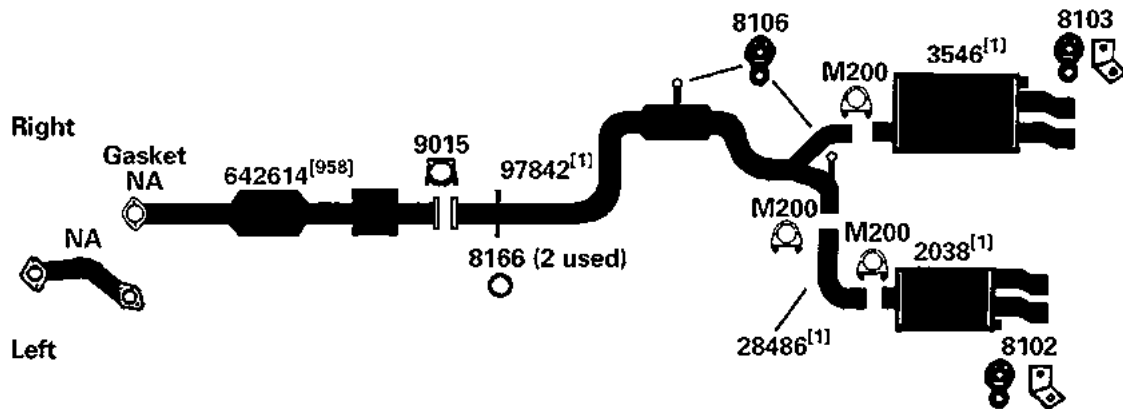
DIRECT FIT MSL/MAXIMUM Muffler... 700296

(7738) 95-97 6 Cyl. Cutlass Supreme, 3.1L Engine



DIRECT FIT MSL/MAXIMUM Muffler... 700235

(7741) 1996 6 Cyl. Cutlass Supreme, 207 Engine (3.4L); Dual Exhaust



DIRECT FIT MSL/MAXIMUM Muffler... Right Muffler- 700444, Left Muffler- 700355

NA-Not Available. NR-Not Required. FL-Remove and Re-Use Old Flange. ● Golden Warehouse. O.E.-Original Equipment.

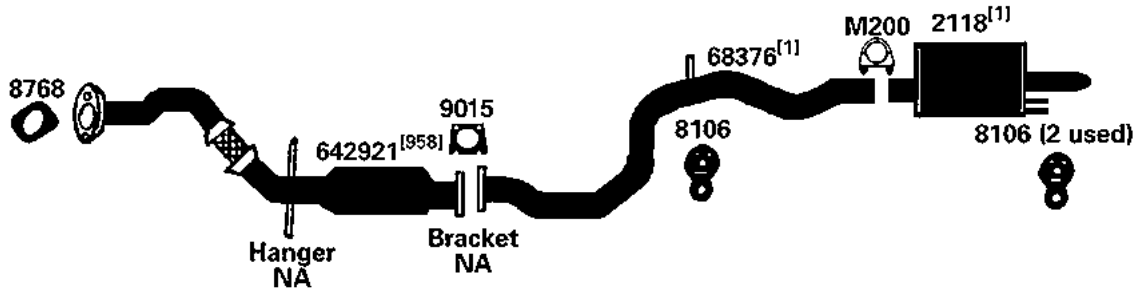
Airtube Kit [4948] may be required to complete installation. EFI-Electronic Fuel Injection.

[1] OE system was a welded assembly. It is recommended that all parts noted [1] should be replaced.

[958] Federal & California Emissions. Not For Sale or Use on vehicles licensed in the state of CA & NY (NY vehicles with CA Emissions). Check with your state authority for details.

95-96 4 Cyl. Cutlass Ciera, 2.2L Engine

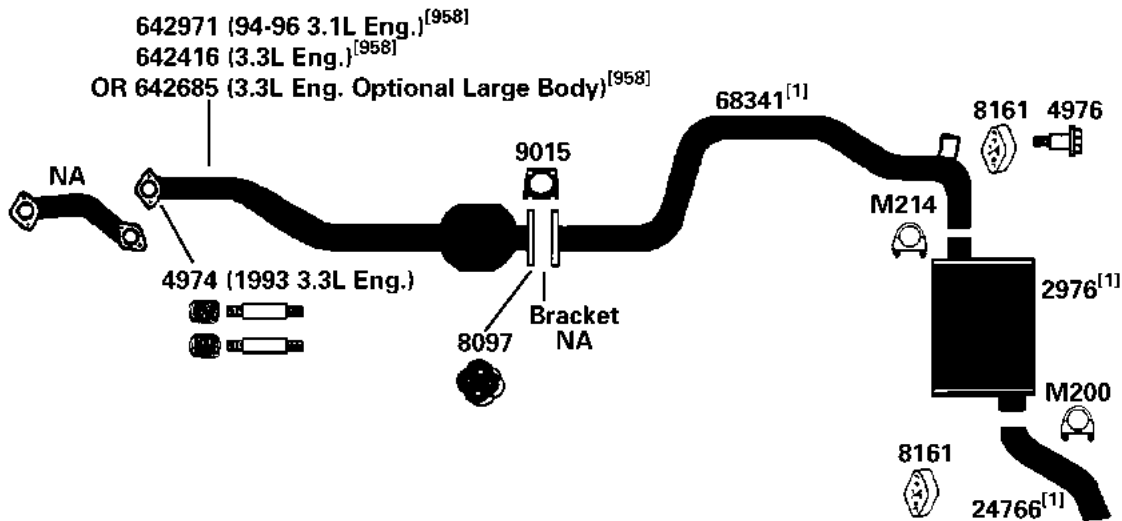
(7740)



DIRECT FIT MSL/MAXIMUM Muffler... 700143, Silentone DIY Muffler... 5572 and 14761 Pipe

95-96 6 Cyl. Cutlass Ciera Sta. Wagon, 3.1L Engine

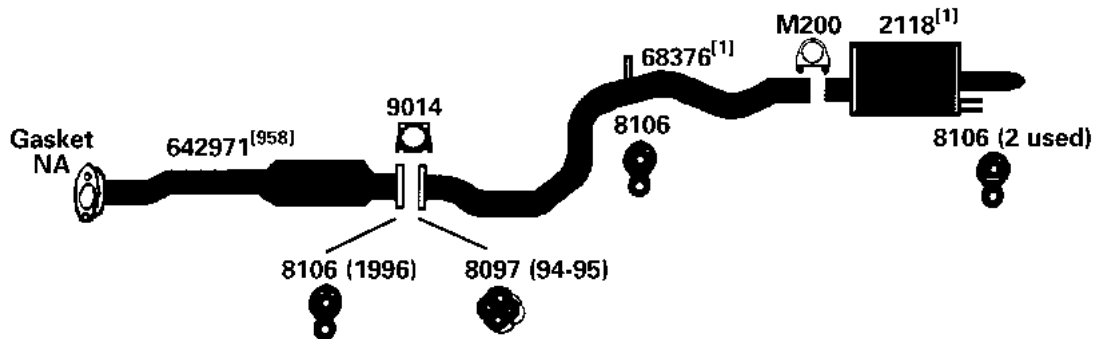
(7732)



DIRECT FIT MSL/MAXIMUM Muffler... 6543, UNIVERSAL FIT MSL/MAXIMUM Muffler... 709012, Silentone DIY Muffler... 5528

95-96 6 Cyl. Cutlass Ciera, 3.1L Engine; except Sta. Wagon

(7739)



DIRECT FIT MSL/MAXIMUM Muffler... 700143, Silentone DIY Muffler... 5572 and 14761 Pipe

NA-Not Available. NR-Not Required. FL-Remove and Re-Use Old Flange. ● Golden Warehouse. O.E.-Original Equipment.

Airtube Kit [4948] may be required to complete installation. EFI-Electronic Fuel Injection.

[1] OE system was a welded assembly. It is recommended that all parts noted [1] should be replaced.

[958] Federal & California Emissions. Not For Sale or Use on vehicles licensed in the state of CA & NY (NY vehicles with CA Emissions). Check with your state authority for details.

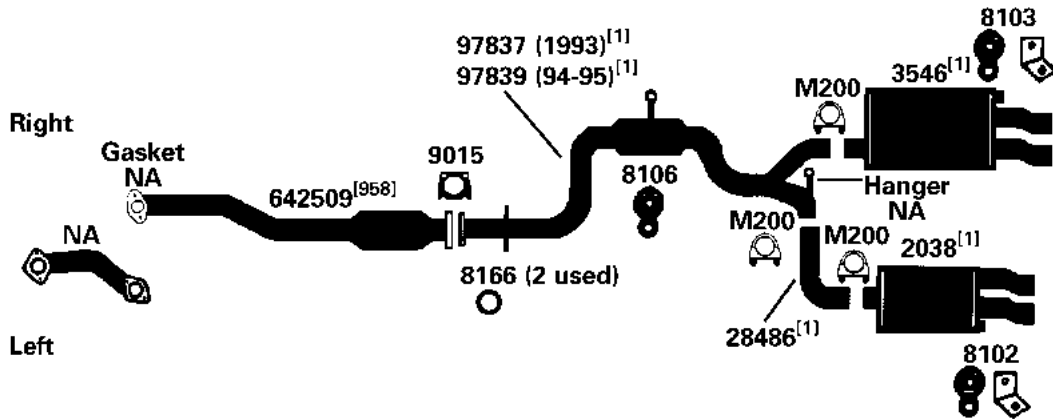
OLDSMOBILE CUTLASS, CIERA

(7731)

1995

6 Cyl.

Cutlass Supreme, 207 Engine (3.4L); Dual Exhaust



DIRECT FIT MSL/MAXIMUM Muffler... Right Muffler- 700444, Left Muffler- 700355

OLDSMOBILE INTRIGUE

(100599)

99-02

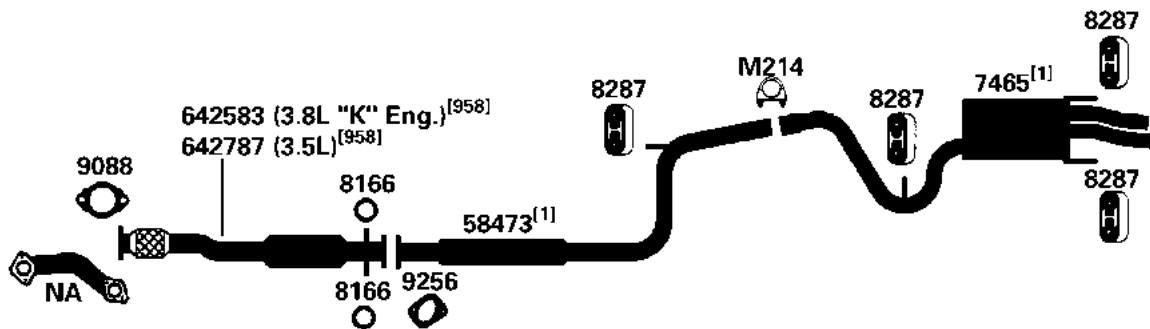
6 Cyl.

Intrigue, 3.5L Engine

98-99

6 Cyl.

Intrigue, 3.8L Engine



NA-Not Available. NR-Not Required. FL-Remove and Re-Use Old Flange. ● Golden Warehouse. O.E.-Original Equipment.

Airtube Kit [4948] may be required to complete installation. EFI-Electronic Fuel Injection.

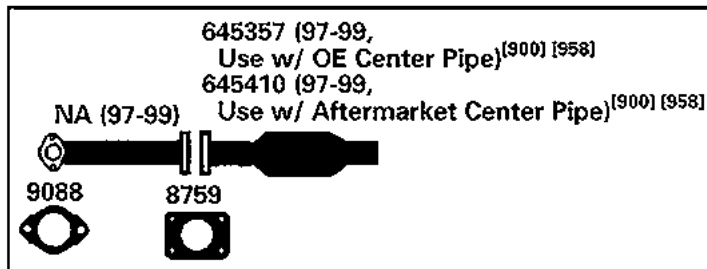
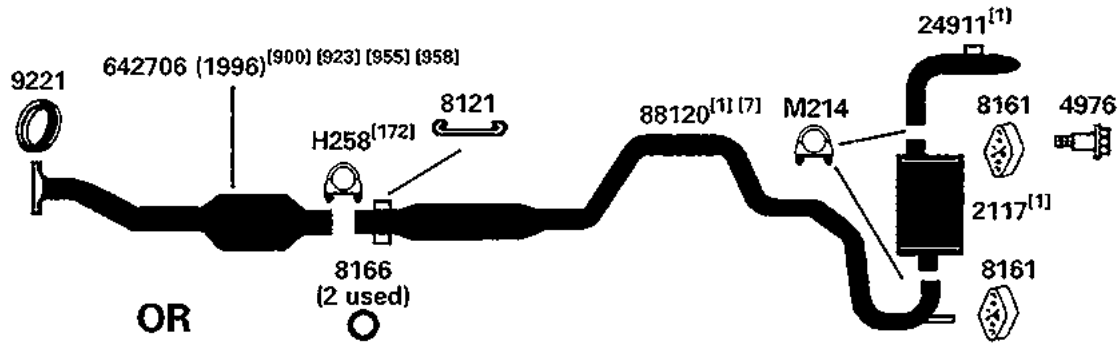
[1] OE system was a welded assembly. It is recommended that all parts noted [1] should be replaced.

[958] Federal & California Emissions. Not For Sale or Use on vehicles licensed in the state of CA & NY (NY vehicles with CA Emissions). Check with your state authority for details.

OLDSMOBILE LSS

96-99 6 Cyl. LSS, 3.8L Engine, Exc. Supercharged

(690)

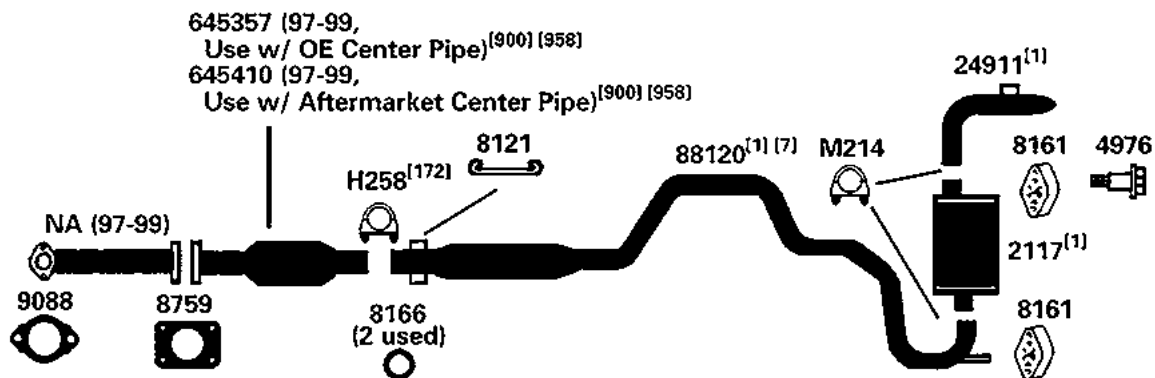


DIRECT FIT MSL/MAXIMUM Muffler... 700234, UNIVERSAL FIT MSL/MAXIMUM Muffler... 709014

OLDSMOBILE REGENCY

97-98 6 Cyl. Regency, 3.8L Engine

(102680)



DIRECT FIT MSL/MAXIMUM Muffler... 700234, UNIVERSAL FIT MSL/MAXIMUM Muffler... 709014

NA-Not Available. NR-Not Required. FL-Remove and Re-Use Old Flange. ● Golden Warehouse. O.E.-Original Equipment.

Airtube Kit [4948] may be required to complete installation. EFI-Electronic Fuel Injection.

[1] OE system was a welded assembly. It is recommended that all parts noted [1] should be replaced.

[7] The O.E. extension pipe must be cut off 1 3/8" behind the pipe to converter weld.

[172] Special O.E. style clamp designed for this application.

[900] Direct fit converter may require resizing, cutting or bushing.

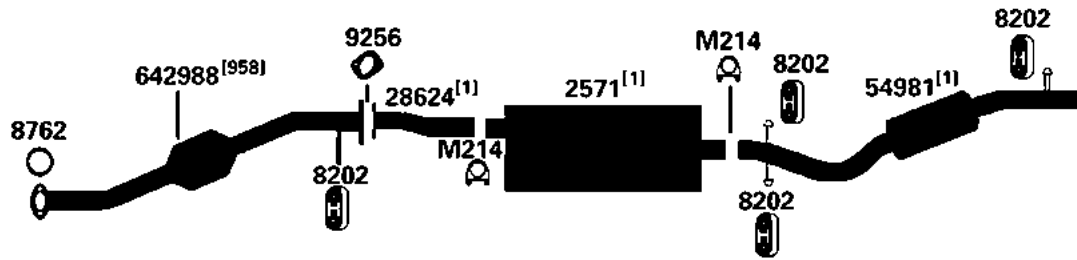
[923] #3 bushing may be required

[955] 1st design front pipe and conv. are 1-piece.

[958] Federal & California Emissions. Not For Sale or Use on vehicles licensed in the state of CA & NY (NY vehicles with CA Emissions). Check with your state authority for details.

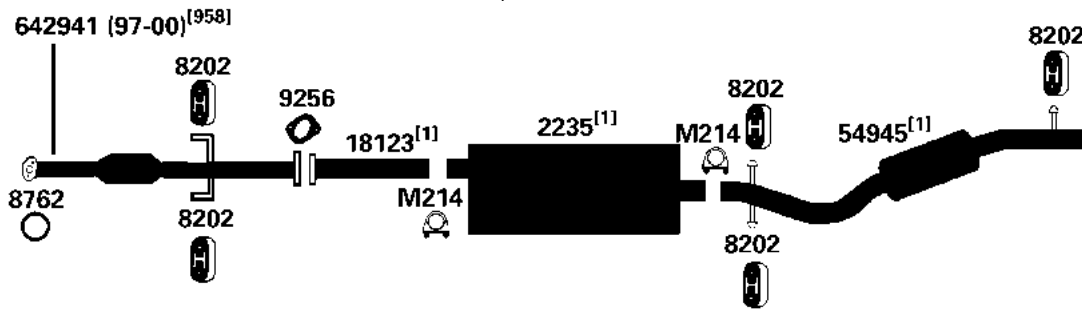
OLDSMOBILE SILHOUETTE

(100362) 02-04 6 Cyl. Silhouette, 3.4L V-6, Extended Length Vans Only (120" W.B.)(Code "UM" on door decal), FWD Only



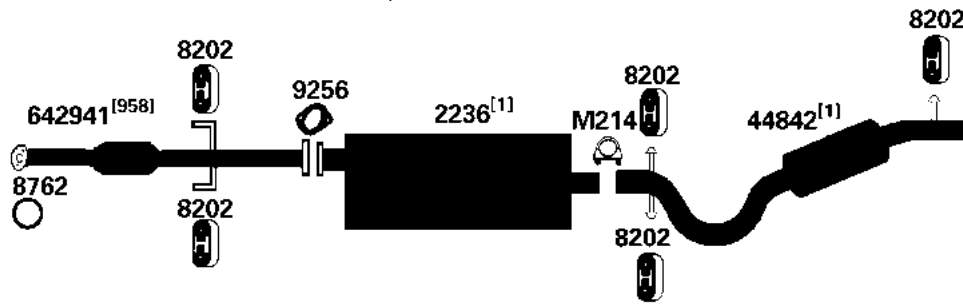
DIRECT FIT MSL/MAXIMUM Muffler... 700469

(100167) 97-01 6 Cyl. Silhouette, 3.4L V-6, Extended Length Vans Only (120" W.B.)(Code "UM" on door decal)



DIRECT FIT MSL/MAXIMUM Muffler... 700339

(100164) 97-99 6 Cyl. Silhouette, 3.4L V-6, Standard Length Vans Only (112" W.B.)(Code "UN" on door decal)



DIRECT FIT MSL/MAXIMUM Muffler... 700341

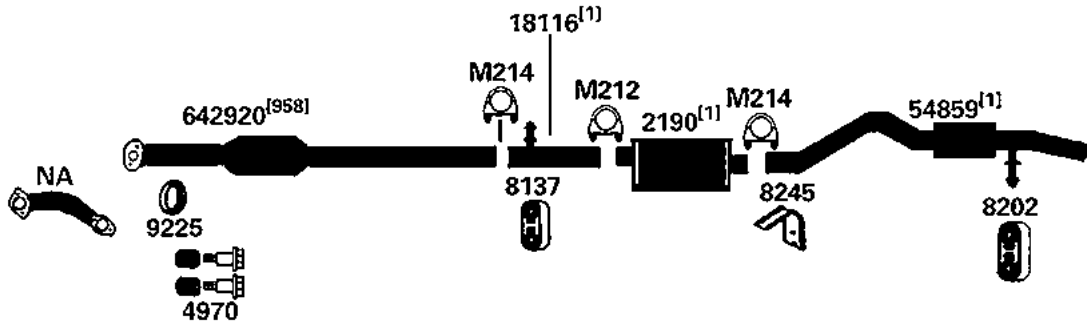
NA-Not Available. NR-Not Required. FL-Remove and Re-Use Old Flange. ● Golden Warehouse. O.E.-Original Equipment.

Airtube Kit [4948] may be required to complete installation. EFI-Electronic Fuel Injection.

[1] OE system was a welded assembly. It is recommended that all parts noted [1] should be replaced.

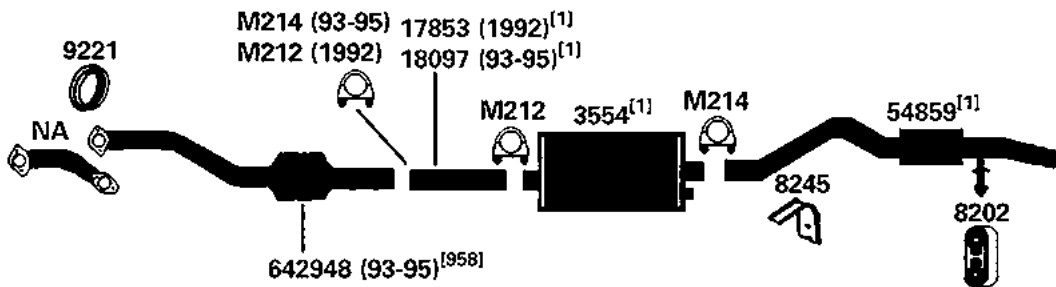
[958] Federal & California Emissions. Not For Sale or Use on vehicles licensed in the state of CA & NY (NY vehicles with CA Emissions). Check with your state authority for details.

1996 6 Cyl. Silhouette; 205 (3.4L) Engine (33903)



DIRECT FIT MSL/MAXIMUM Muffler... 700323

1995 6 Cyl. Silhouette; 231 (3.8L) Engine (33901)

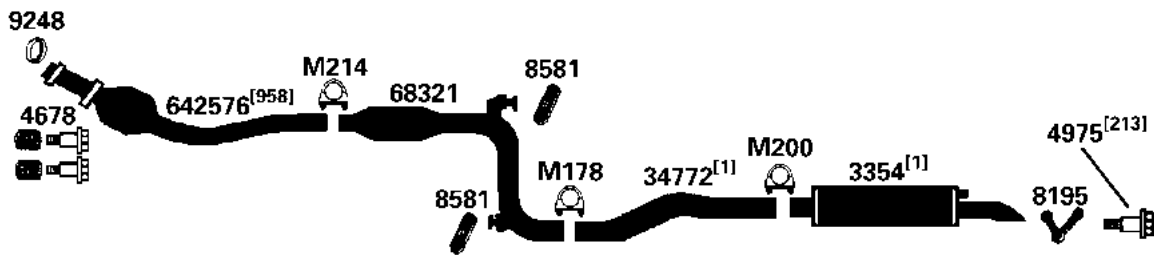


DIRECT FIT MSL/MAXIMUM Muffler... 700286, UNIVERSAL FIT MSL/MAXIMUM Muffler... 6592, Silentone DIY Muffler... 5557 and 8506 Bracket, M214 Clamp and 8245 hanger

PLYMOUTH CARS - (TRUCKS - SEE DODGE)

PLYMOUTH ACCLAIM

1995 6 Cyl. Acclaim, 3.0L EFI Engine (181), with Catalytic Converter (12004)



DIRECT FIT MSL/MAXIMUM Muffler... 700026, UNIVERSAL FIT MSL/MAXIMUM Muffler... 6582, Silentone DIY Muffler... 5563 and 14663 Spout

NA-Not Available. NR-Not Required. FL-Remove and Re-Use Old Flange. ● Golden Warehouse. O.E.-Original Equipment.
Airtube Kit [4948] may be required to complete installation. EFI-Electronic Fuel Injection.

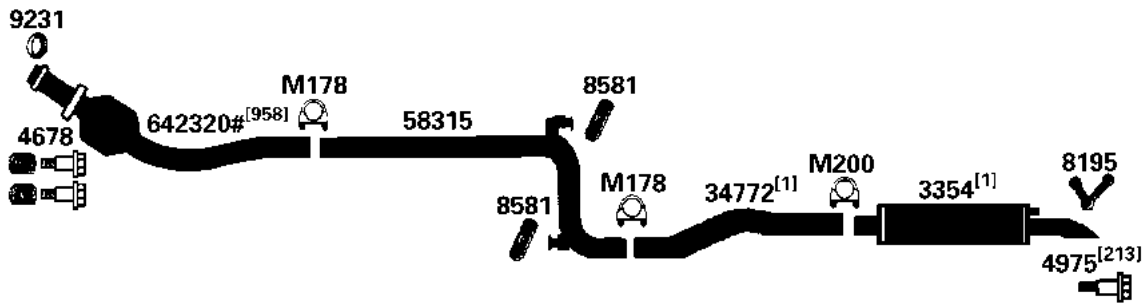
[1] OE system was a welded assembly. It is recommended that all parts noted [1] should be replaced.

[213] Required for installation on 1993 models.

[958] Federal & California Emissions. Not For Sale or Use on vehicles licensed in the state of CA & NY (NY vehicles with CA Emissions). Check with your state authority for details.

PLYMOUTH ACCLAIM

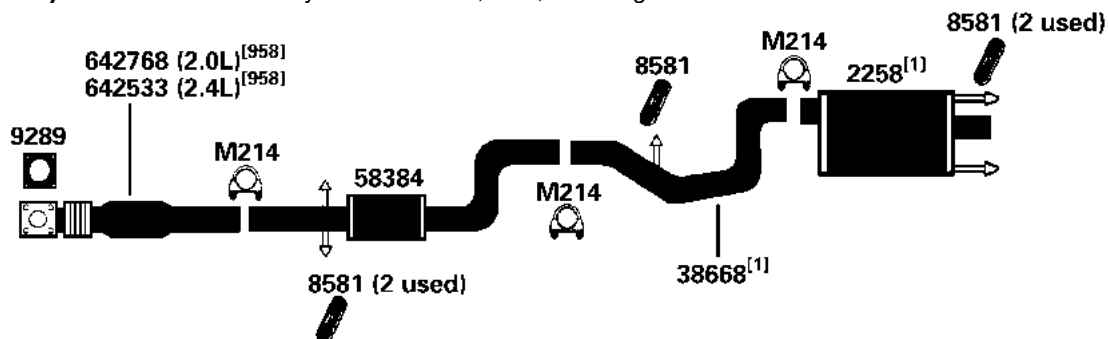
(12003) 1995 4 Cyl. Acclaim, 2.5L EFI Engine (153); with Catalytic Converter, without Resonator; except Turbo



DIRECT FIT MSL/MAXIMUM Muffler... 700026, UNIVERSAL FIT MSL/MAXIMUM Muffler... 6582, Silentone DIY Muffler... 5563 and 14663 Spout

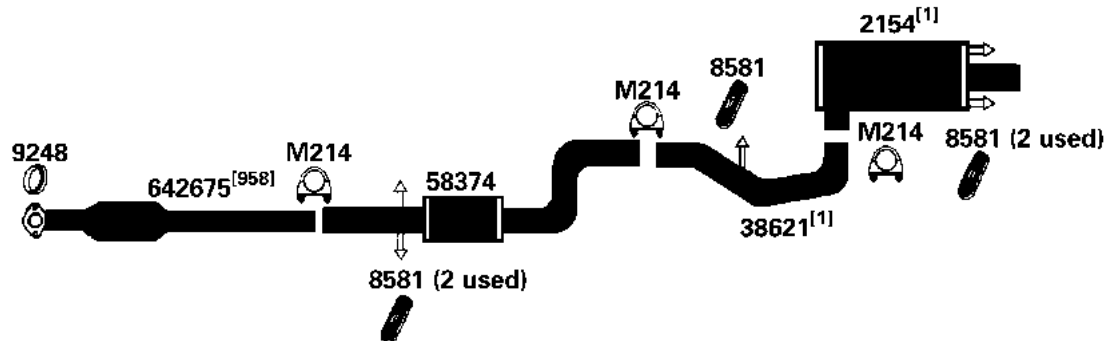
PLYMOUTH BREEZE

(100043) 98-00 4 Cyl. Breeze, 2.0L, 2.4L Engine



DIRECT FIT MSL/MAXIMUM Muffler... 700382

(15175) 96-97 4 Cyl. Breeze, 2.0L Engine



DIRECT FIT MSL/MAXIMUM Muffler... 700250

NA-Not Available. NR-Not Required. FL-Remove and Re-Use Old Flange. ● Golden Warehouse. O.E.-Original Equipment.

Airtube Kit [4948] may be required to complete installation. EFI-Electronic Fuel Injection.

[1] OE system was a welded assembly. It is recommended that all parts noted [1] should be replaced.

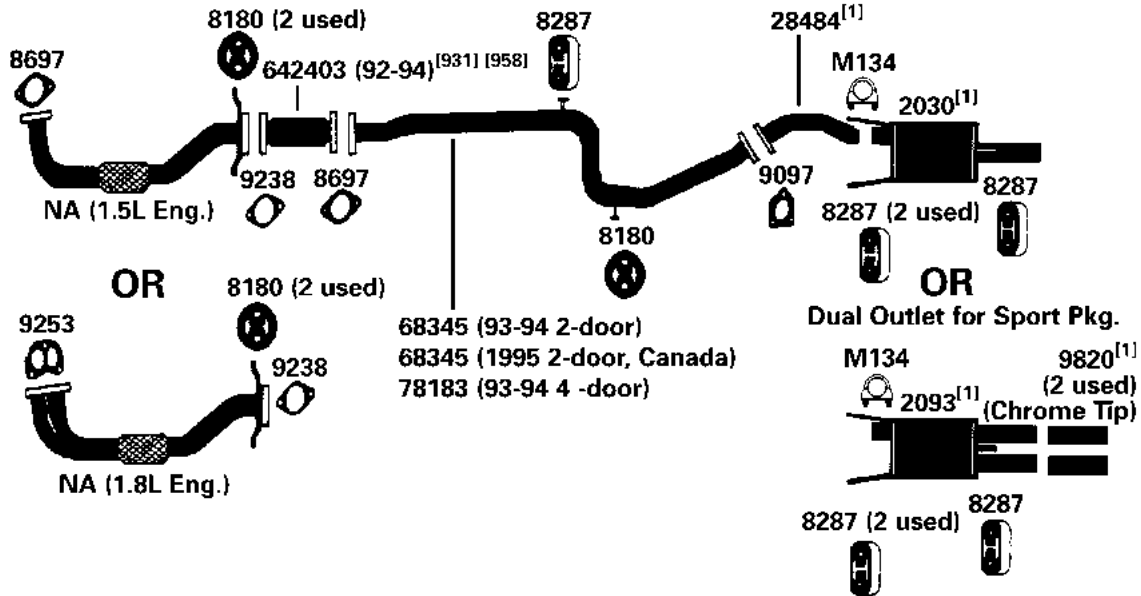
[213] Required for installation on 1993 models.

[958] Federal & California Emissions. Not For Sale or Use on vehicles licensed in the state of CA & NY (NY vehicles with CA Emissions). Check with your state authority for details.

PLYMOUTH COLT, COLT VISTA

1995 4 Cyl. Colt Notchback; 1.5L, 1.8L SOHC Engine

(8335)

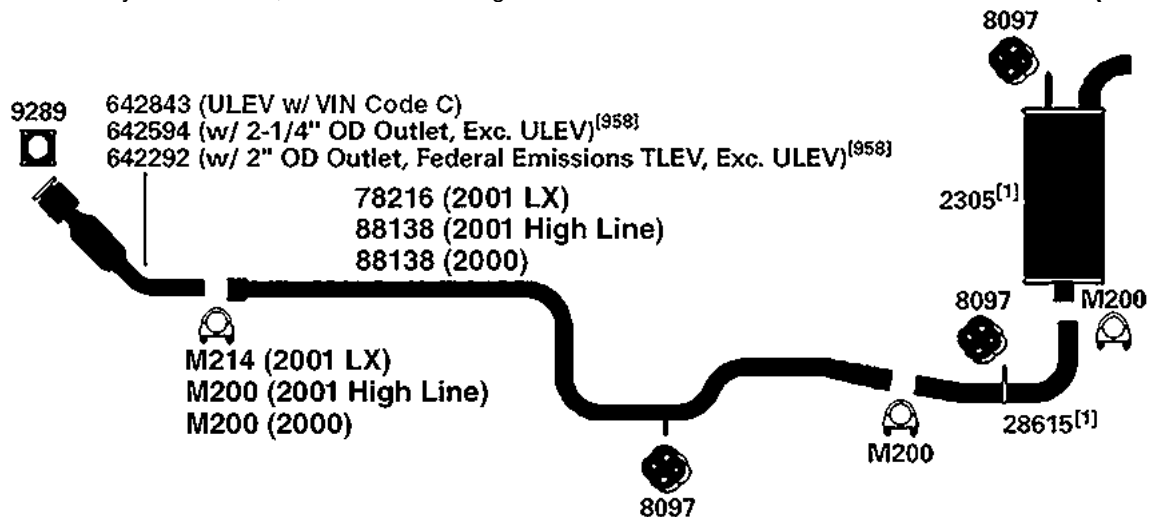


UNIVERSAL FIT MSL/MAXIMUM Muffler... Single Outlet Muffler- 6676

PLYMOUTH NEON

00-01 4 Cyl. Neon, 2.0L EFI SOHC Engine

(100372)



DIRECT FIT MSL/MAXIMUM Muffler... 700369

NA-Not Available. NR-Not Required. FL-Remove and Re-Use Old Flange. ● Golden Warehouse. O.E.-Original Equipment.

Airtube Kit [4948] may be required to complete installation. EFI-Electronic Fuel Injection.

[1] OE system was a welded assembly. It is recommended that all parts noted [1] should be replaced.

[931] This unit was designed to fit many applications. Measurement of the old unit and cutting of new unit is required.

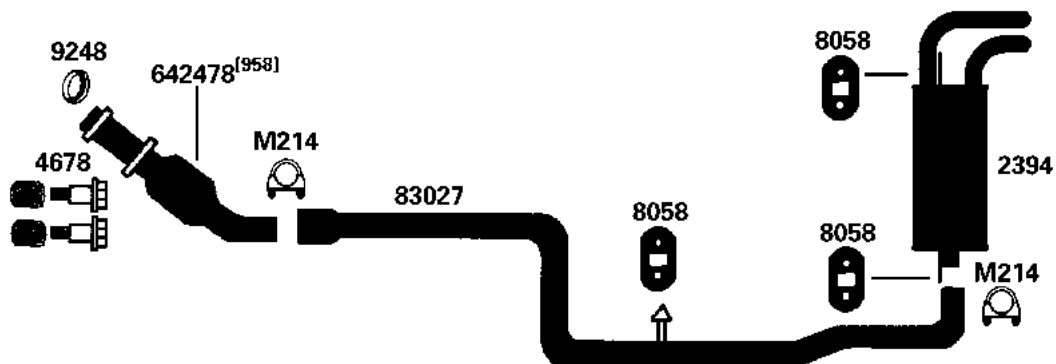
[958] Federal & California Emissions. Not For Sale or Use on vehicles licensed in the state of CA & NY (NY vehicles with CA Emissions). Check with your state authority for details.

[959] Federal Emissions. Not For Sale or Use on vehicles licensed in the state of CA. Check with your state authority.

[960] California Emissions. Not For Sale or Use on vehicles licensed in the state of CA & NY. Check with your state authority.

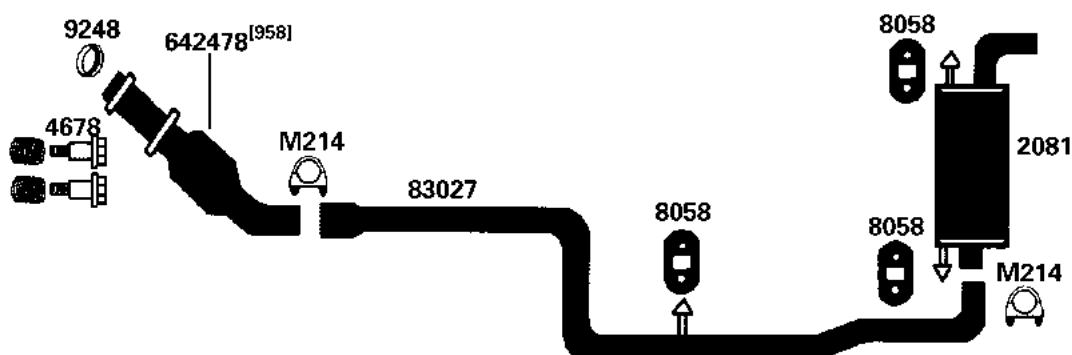
PLYMOUTH NEON

(100447) 95-99 4 Cyl. Neon 2-Door Coupe, 4-Door Sedan, 2.0L EFI DOHC Engine (122)



DIRECT FIT MSL/MAXIMUM Muffler... 700404

(14425) 95-99 4 Cyl. Neon 2-Door Coupe, 4-Door Sedan, 2.0L EFI SOHC Engine (122)



DIRECT FIT MSL/MAXIMUM Muffler... 700191, UNIVERSAL FIT MSL/MAXIMUM Muffler... 6560, 6590, 700062, 700131

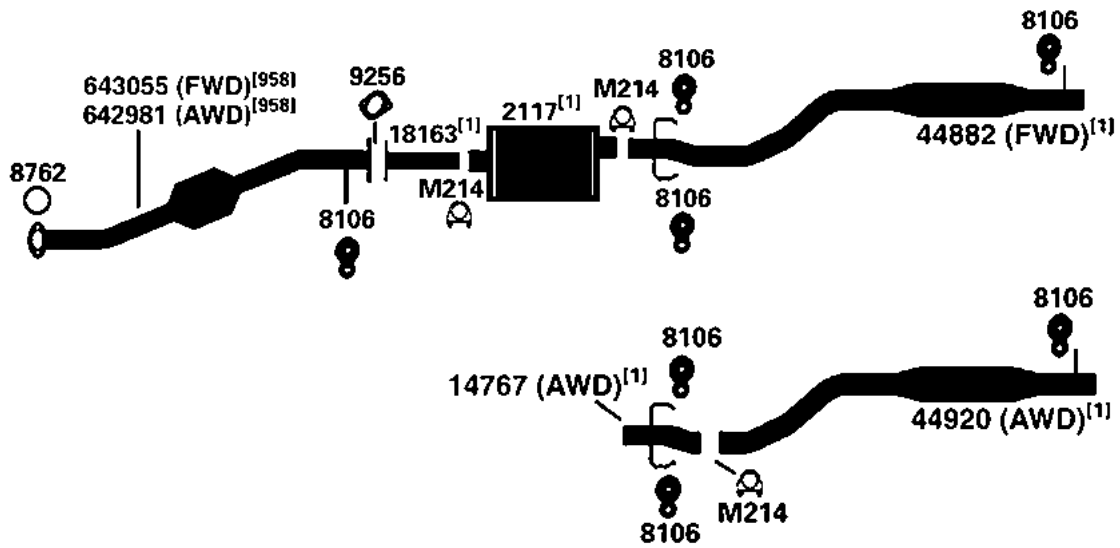
NA-Not Available. NR-Not Required. FL-Remove and Re-Use Old Flange. ● Golden Warehouse. O.E.-Original Equipment.

Airtube Kit [4948] may be required to complete installation. EFI-Electronic Fuel Injection.

[958] Federal & California Emissions. Not For Sale or Use on vehicles licensed in the state of CA & NY (NY vehicles with CA Emissions). Check with your state authority for details.

01-05 6 Cyl. Aztek, 3.4L V-6 Engine

(100382)



DIRECT FIT MSL/MAXIMUM Muffler... 700234

NA-Not Available. NR-Not Required. FL-Remove and Re-Use Old Flange. ● Golden Warehouse. O.E.-Original Equipment.
Airtube Kit [4948] may be required to complete installation. EFI-Electronic Fuel Injection.

[1] OE system was a welded assembly. It is recommended that all parts noted [1] should be replaced.

[958] Federal & California Emissions. Not For Sale or Use on vehicles licensed in the state of CA & NY (NY vehicles with CA Emissions). Check with your state authority for details.

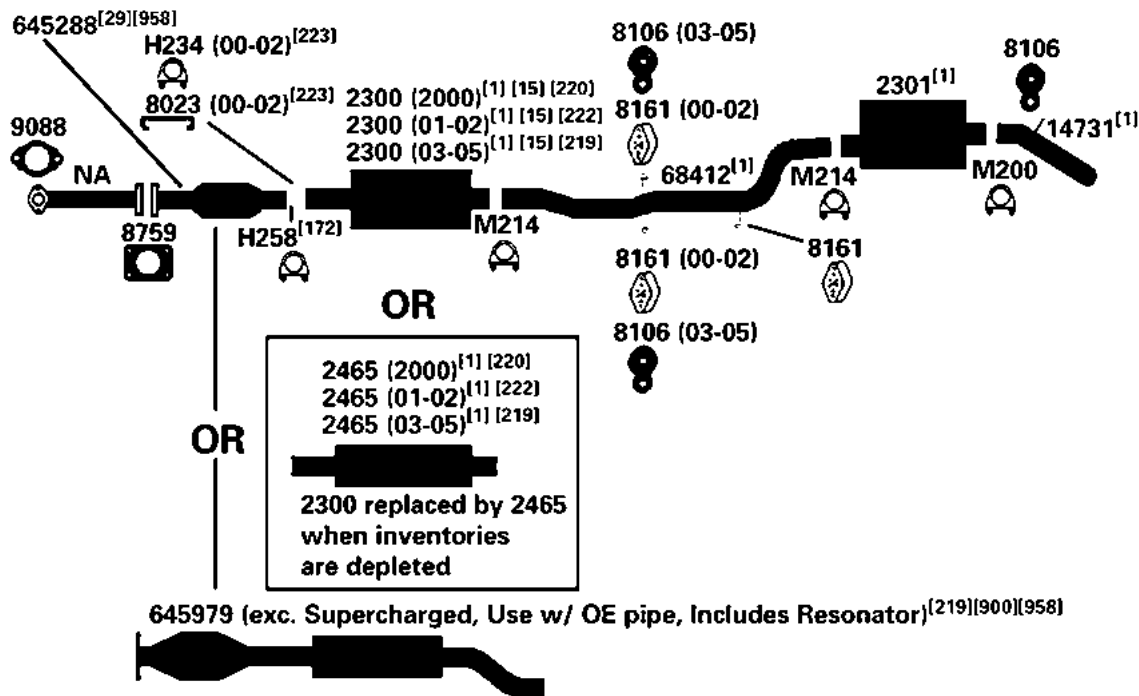
PONTIAC BONNEVILLE, CATALINA, PARISIENNE (INCL. SAFARI)

(100388)

00-05

6 Cyl.

Bonneville, 3.8L V-6, Single Exhaust



DIRECT FIT MSL/MAXIMUM Muffler... Front Muffler (2465)- 700319 (2000), 700319 (01-02), Front Muffler (2300)- 700319 (03-05), Rear Muffler (2301)- 700373

NA-Not Available. NR-Not Required. FL-Remove and Re-Use Old Flange. ● Golden Warehouse. O.E.-Original Equipment.

Airtube Kit [4948] may be required to complete installation. EFI-Electronic Fuel Injection.

[1] OE system was a welded assembly. It is recommended that all parts noted [1] should be replaced.

[15] Discontinued, use until inventory is depleted.

[29] Cut as required.

[172] Special O.E. style clamp designed for this application.

[219] Cut O.E. extension pipe as necessary for installation.

[220] The O.E. extension pipe must be cut off 4" behind the pipe to converter weld.

[222] The O.E. extension pipe must be cut off 9" behind the pipe to converter weld.

[223] These parts needed in models with bracket at resonator inlet

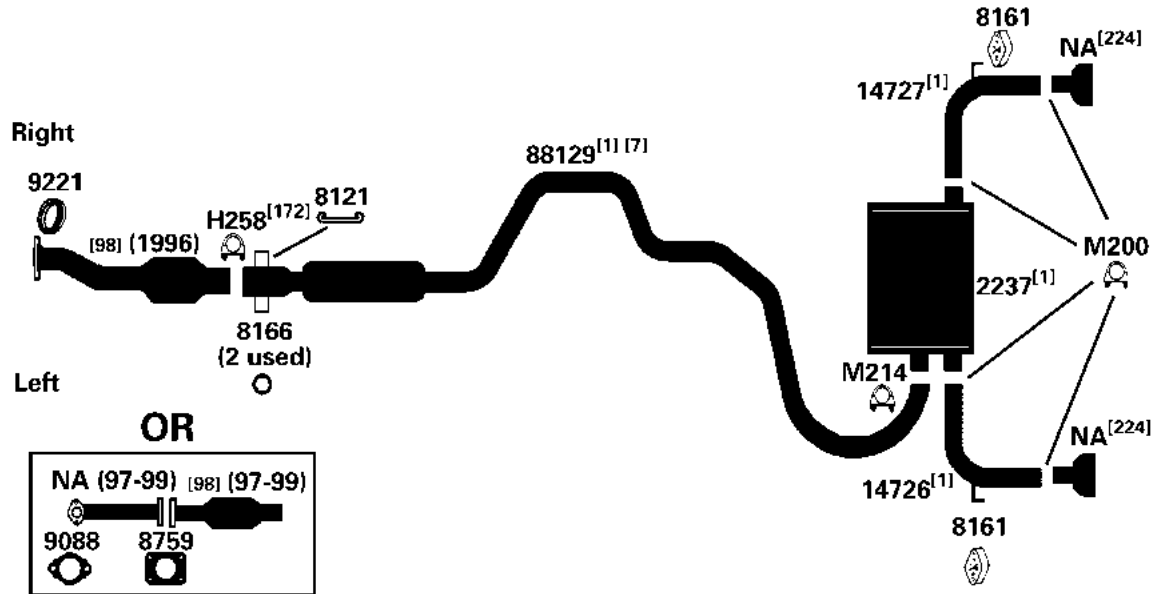
[900] Direct fit converter may require resizing, cutting or bushing.

[958] Federal & California Emissions. Not For Sale or Use on vehicles licensed in the state of CA & NY (NY vehicles with CA Emissions). Check with your state authority for details.

PONTIAC BONNEVILLE, CATALINA, PARISIENNE (INCL. SAFARI)

96-99 6 Cyl. Bonneville SSE, 3.8L V-6, Super Charged Dual Exhaust

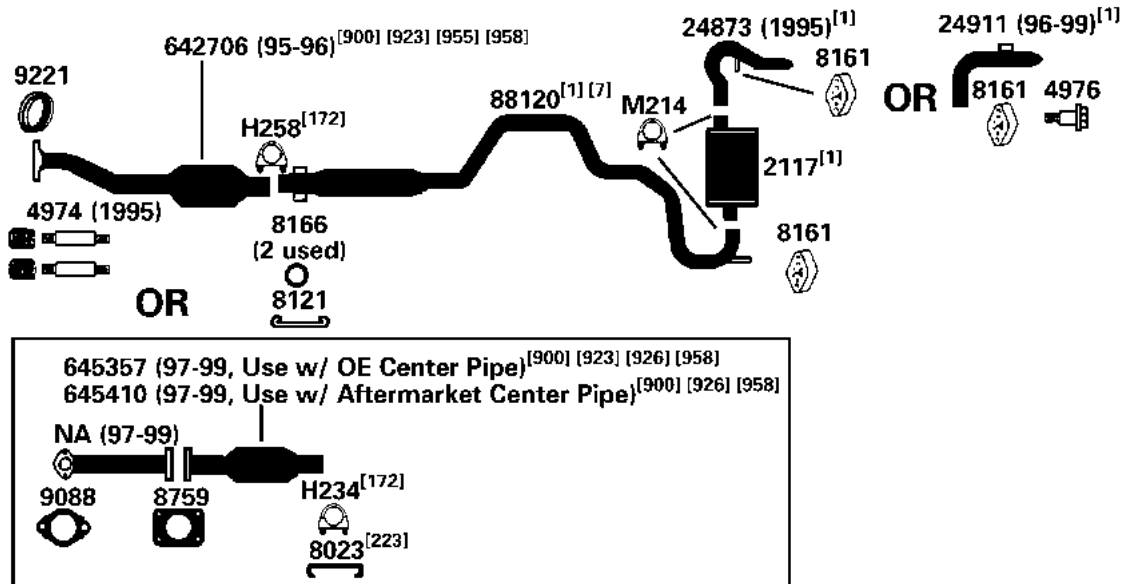
(100044)



DIRECT FIT MSL/MAXIMUM Muffler... 700380

95-99 6 Cyl. Bonneville, 3.8L Engine; except Supercharged Engine

(8857)



DIRECT FIT MSL/MAXIMUM Muffler... 700234, UNIVERSAL FIT MSL/MAXIMUM Muffler... 709014

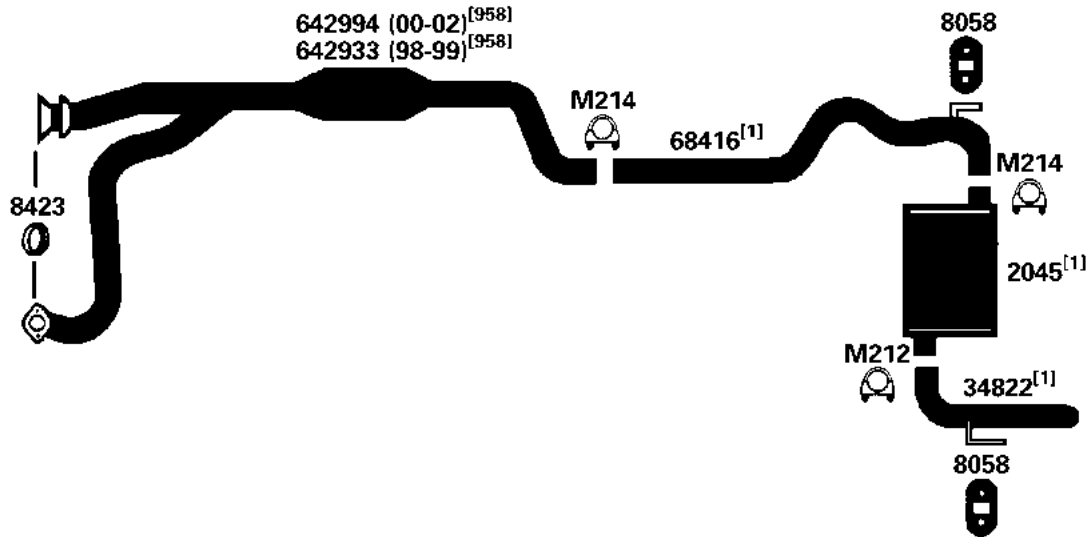
NA-Not Available. NR-Not Required. FL-Remove and Re-Use Old Flange. ● Golden Warehouse. O.E.-Original Equipment.
Airtube Kit [4948] may be required to complete installation. EFI-Electronic Fuel Injection.

- [1] OE system was a welded assembly. It is recommended that all parts noted [1] should be replaced.
- [7] The O.E. extension pipe must be cut off 1 3/8" behind the pipe to converter weld.
- [98] Refer to current Catalytic Converter catalog or Website catalog for availability.
- [172] Special O.E. style clamp designed for this application.
- [223] These parts needed in models with bracket at resonator inlet
- [224] O.E. spouts are to be re-used for this application.

- [900] Direct fit converter may require resizing, cutting or bushing.
- [923] #3 bushing may be required
- [926] Models w/ 4 bolt flange inlet; 2nd design front pipe and conv. separate.
- [955] 1st design front pipe and conv. are 1-piece.
- [958] Federal & California Emissions. Not For Sale or Use on vehicles licensed in the state of CA & NY (NY vehicles with CA Emissions). Check with your state authority for details.

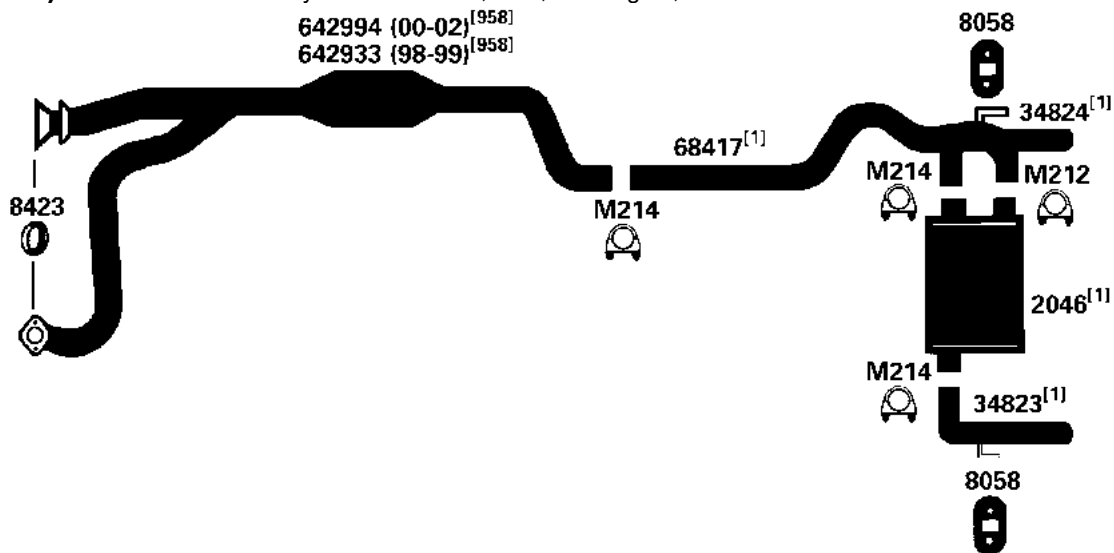
PONTIAC FIREBIRD

(100259) 98-02 6 Cyl. Firebird, 231 Engine (3.8L); Single Exhaust



DIRECT FIT MSL/MAXIMUM Muffler... 700218

(100319) 98-02 6 Cyl. Firebird, 3.8L, V-6 Engine, Dual Exhaust



DIRECT FIT MSL/MAXIMUM Muffler... 700219

NA-Not Available. NR-Not Required. FL-Remove and Re-Use Old Flange. ● Golden Warehouse. O.E.-Original Equipment.

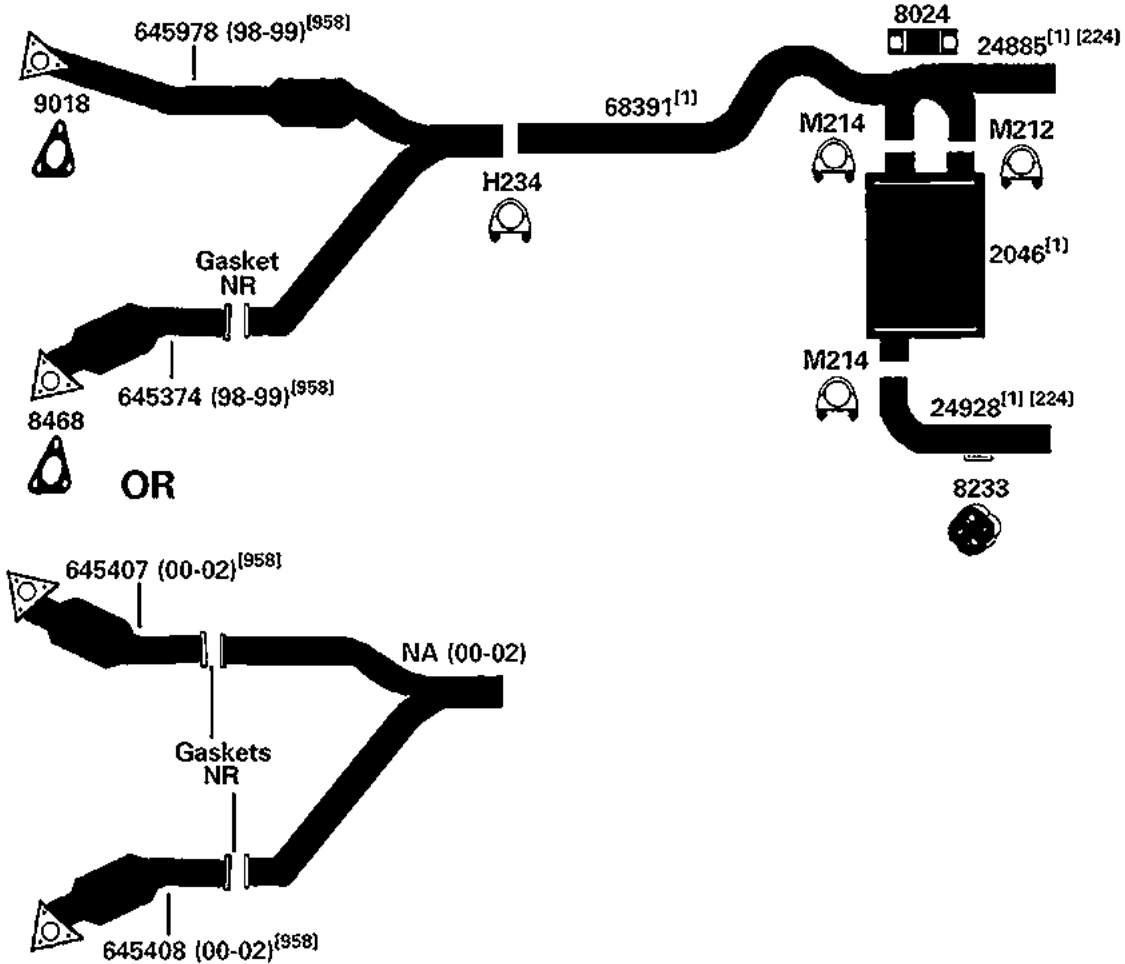
Airtube Kit [4948] may be required to complete installation. EFI-Electronic Fuel Injection.

[1] OE system was a welded assembly. It is recommended that all parts noted [1] should be replaced.

[958] Federal & California Emissions. Not For Sale or Use on vehicles licensed in the state of CA & NY (NY vehicles with CA Emissions). Check with your state authority for details.

98-02 8 Cyl. Firebird, 350 Engine (5.7L)

(8976)



DIRECT FIT MSL/MAXIMUM Muffler... 700219

NA-Not Available. NR-Not Required. FL-Remove and Re-Use Old Flange. ● Golden Warehouse. O.E.-Original Equipment.

Airtube Kit [4948] may be required to complete installation. EFI-Electronic Fuel Injection.

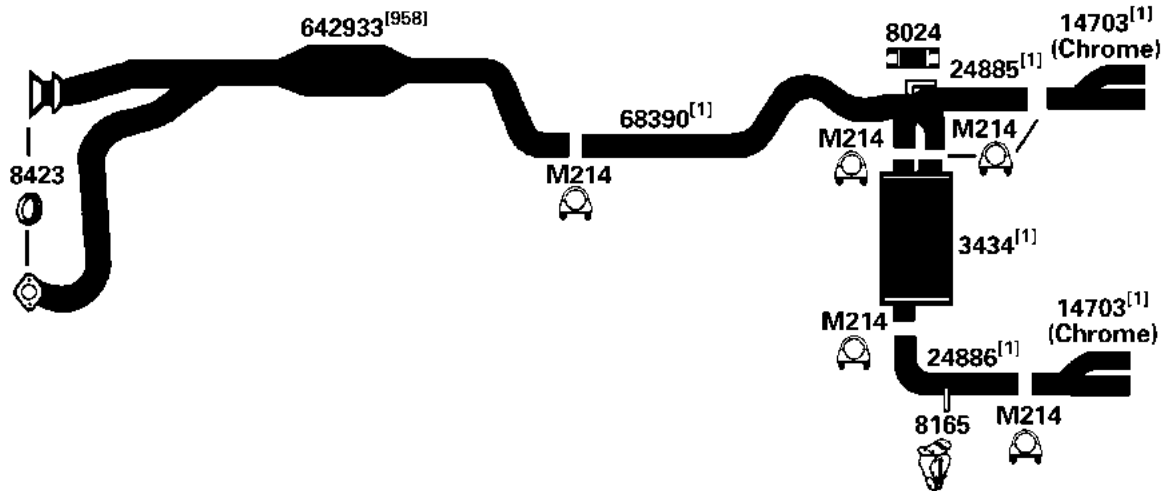
[1] OE system was a welded assembly. It is recommended that all parts noted [1] should be replaced.

[224] O.E. spouts are to be re-used for this application.

[958] Federal & California Emissions. Not For Sale or Use on vehicles licensed in the state of CA & NY (NY vehicles with CA Emissions). Check with your state authority for details.

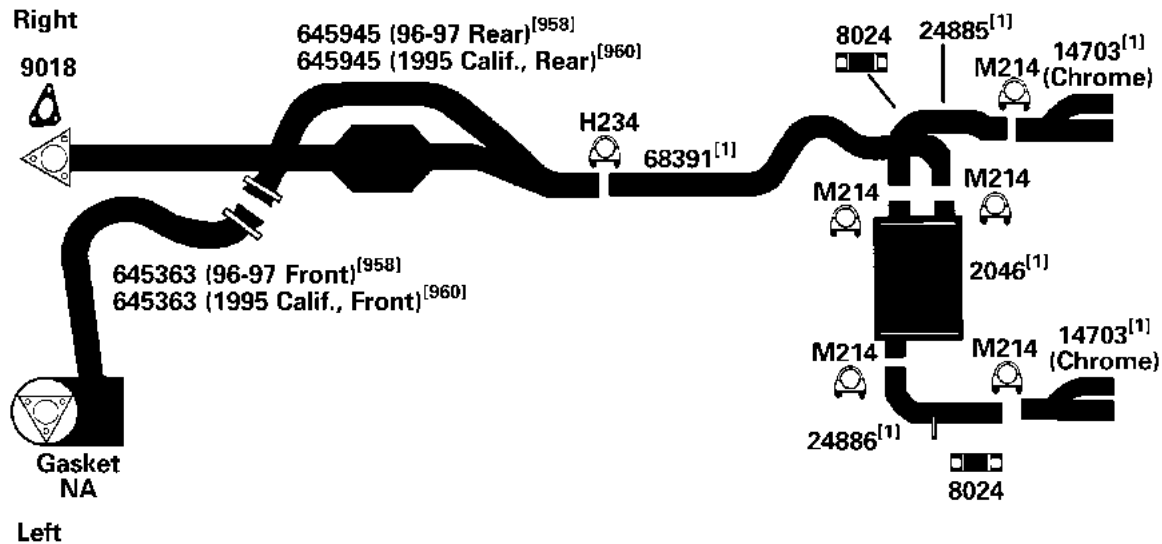
PONTIAC FIREBIRD

(100260) 96-97 6 Cyl. Firebird, 231 Engine (3.8L); Dual Exhaust



DIRECT FIT MSL/MAXIMUM Muffler... 700276, UNIVERSAL FIT MSL/MAXIMUM Muffler... 6537

(8975) 96-97 8 Cyl. Firebird, 350 Engine, 50 State
1995 8 Cyl. Firebird, 350 Engine, California only



DIRECT FIT MSL/MAXIMUM Muffler... 700219

NA-Not Available. NR-Not Required. FL-Remove and Re-Use Old Flange. ● Golden Warehouse. O.E.-Original Equipment.

Airtube Kit [4948] may be required to complete installation. EFI-Electronic Fuel Injection.

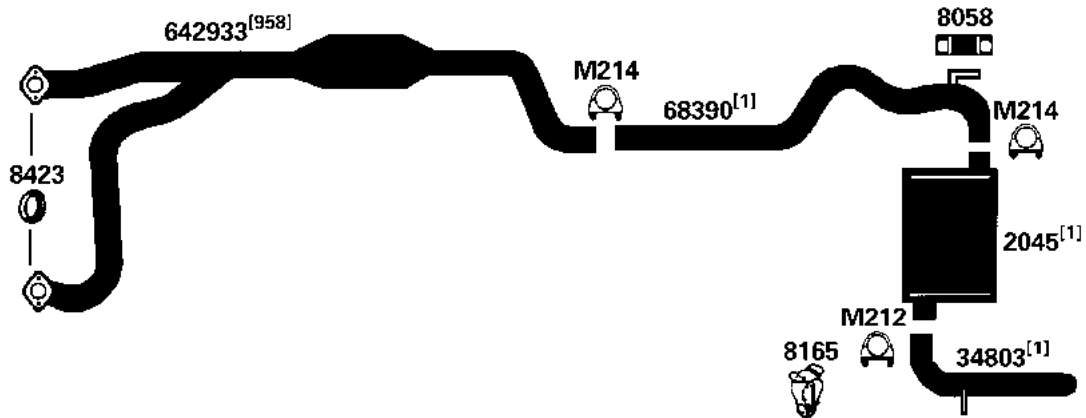
[1] OE system was a welded assembly. It is recommended that all parts noted [1] should be replaced.

[958] Federal & California Emissions. Not For Sale or Use on vehicles licensed in the state of CA & NY (NY vehicles with CA Emissions). Check with your state authority for details.

[960] California Emissions. Not For Sale or Use on vehicles licensed in the state of CA & NY. Check with your state authority.

95-97 6 Cyl. Firebird, 231 Engine (3.8L)

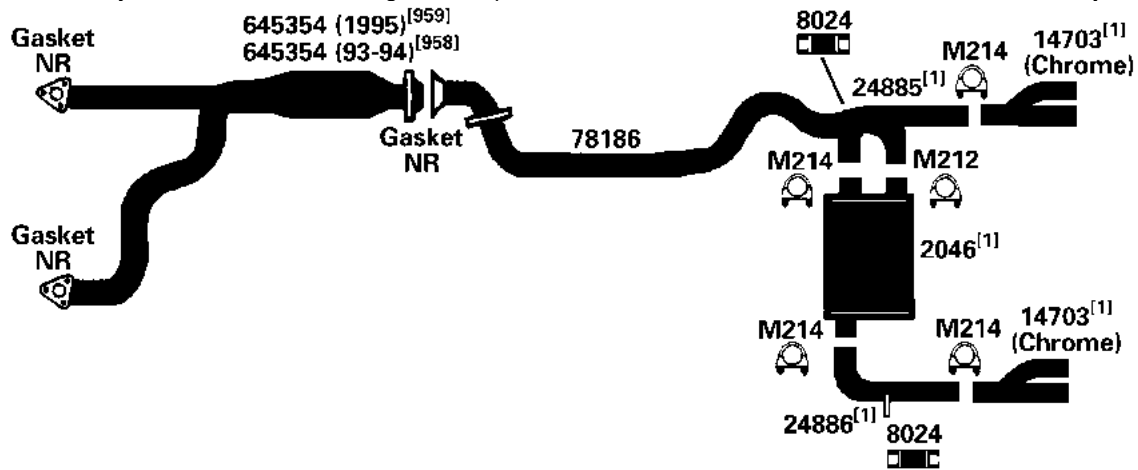
(8974)



DIRECT FIT MSL/MAXIMUM Muffler... 700218

1995 8 Cyl. Firebird, 350 Engine, except California

(8972)



DIRECT FIT MSL/MAXIMUM Muffler... 700219

NA-Not Available. NR-Not Required. FL-Remove and Re-Use Old Flange. ● Golden Warehouse. O.E.-Original Equipment.
Airtube Kit [4948] may be required to complete installation. EFI-Electronic Fuel Injection.

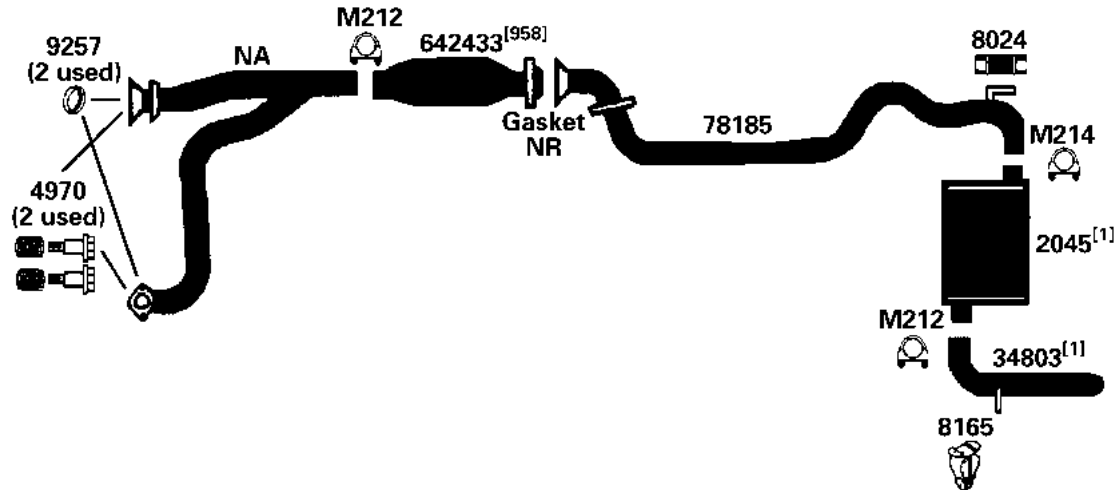
[1] OE system was a welded assembly. It is recommended that all parts noted [1] should be replaced.

[958] Federal & California Emissions. Not For Sale or Use on vehicles licensed in the state of CA & NY (NY vehicles with CA Emissions). Check with your state authority for details.

[959] Federal Emissions. Not For Sale or Use on vehicles licensed in the state of CA. Check with your state authority.

PONTIAC FIREBIRD

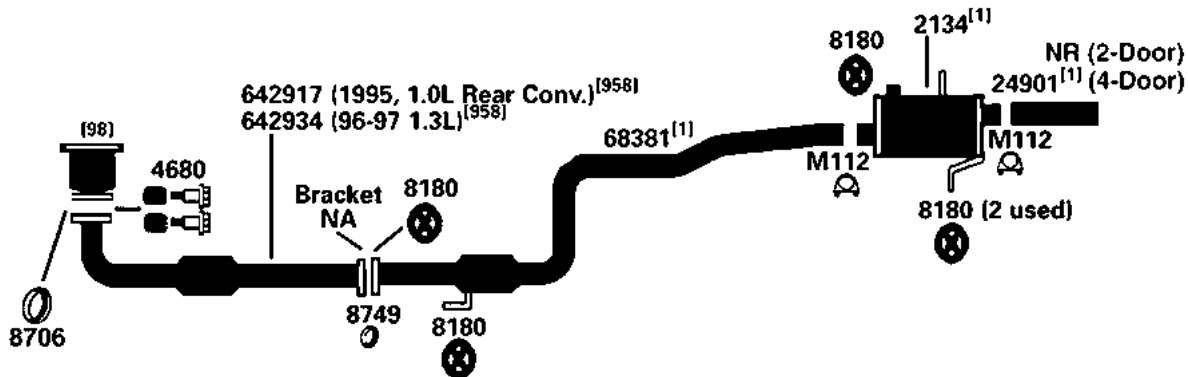
(8973) 1995 6 Cyl. Firebird, 207 Engine (3.4L)



DIRECT FIT MSL/MAXIMUM Muffler... 700218

PONTIAC FIREFLY

(100583) 95-00 3 Cyl. Firefly, 1.0L Engine; (CANADA ONLY)
95-00 4 Cyl. Firefly, 1.3L Engine; (CANADA ONLY)



DIRECT FIT MSL/MAXIMUM Muffler... 700179

NA-Not Available. NR-Not Required. FL-Remove and Re-Use Old Flange. ● Golden Warehouse. O.E.-Original Equipment.

Airtube Kit [4948] may be required to complete installation. EFI-Electronic Fuel Injection.

[1] OE system was a welded assembly. It is recommended that all parts noted [1] should be replaced.

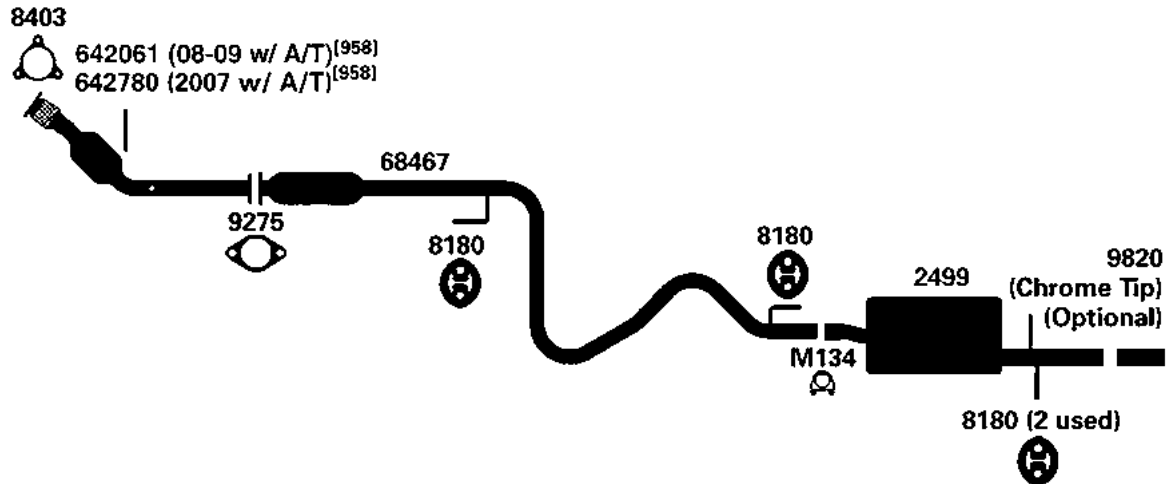
[98] Refer to current Catalytic Converter catalog or Website catalog for availability.

[958] Federal & California Emissions. Not For Sale or Use on vehicles licensed in the state of CA & NY (NY vehicles with CA Emissions). Check with your state authority for details.

PONTIAC G5, PURSUIT

07-10 4 Cyl. G5, 2.2L Engine
05-06 4 Cyl. G5 Pursuit, 2.2L Engine (CANADA ONLY)

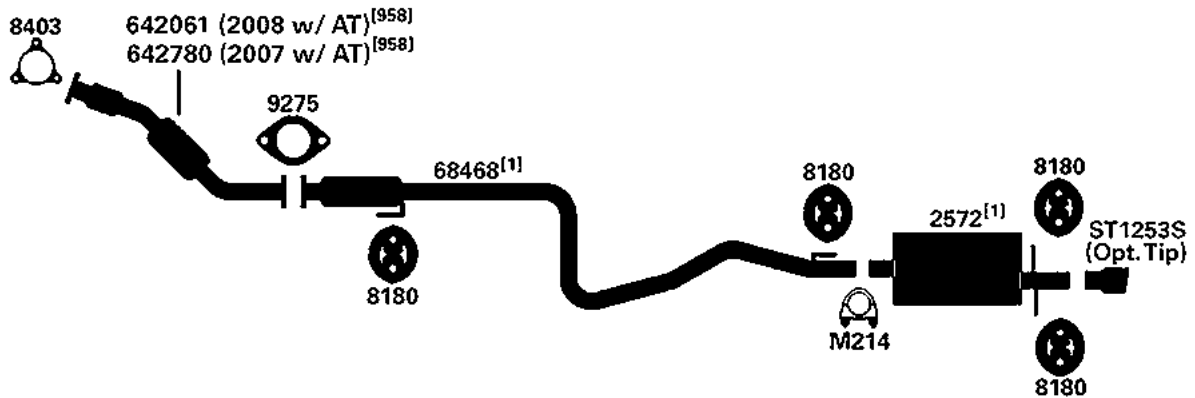
(101887)



DIRECT FIT MSL/MAXIMUM Muffler... 700465

07-08 4 Cyl. G5, 2.4L Engine

(102101)



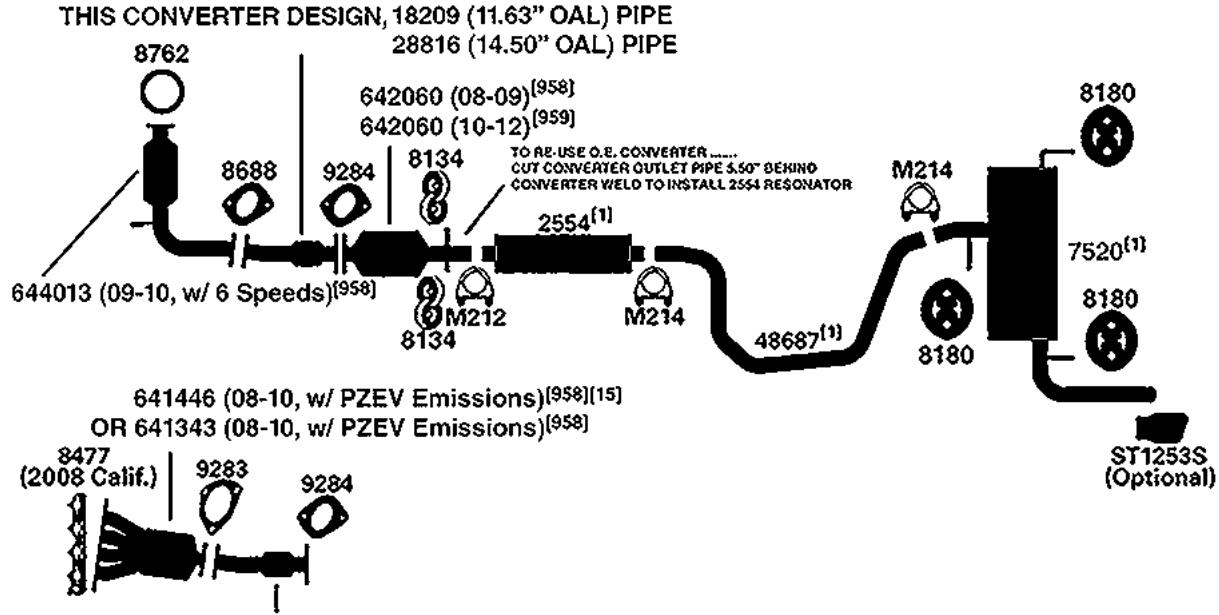
NA-Not Available. NR-Not Required. FL-Remove and Re-Use Old Flange. ● Golden Warehouse. O.E.-Original Equipment.
Airtube Kit [4948] may be required to complete installation. EFI-Electronic Fuel Injection.

[1] OE system was a welded assembly. It is recommended that all parts noted [1] should be replaced.

[958] Federal & California Emissions. Not For Sale or Use on vehicles licensed in the state of CA & NY (NY vehicles with CA Emissions). Check with your state authority for details.

PONTIAC G6

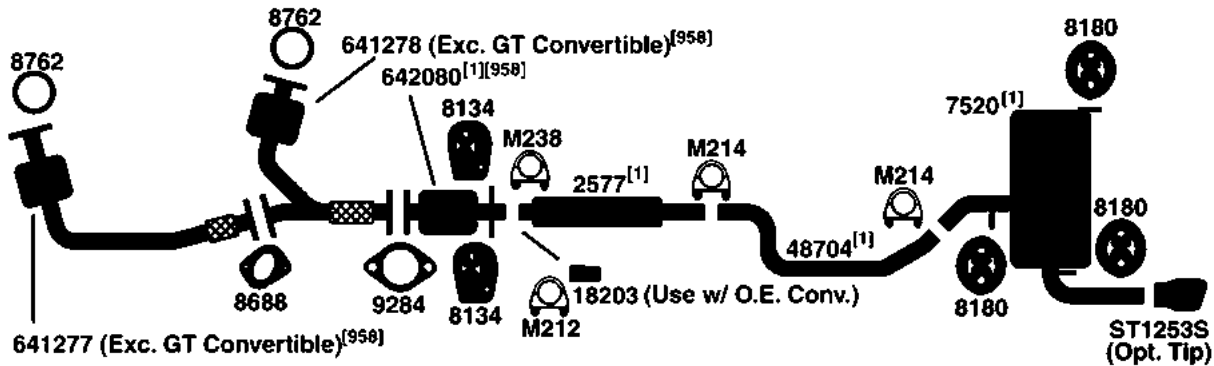
(102633) 08-10 4 Cyl. G6, 2.4L Engine



THIS CONVERTER DESIGN, 28838 PIPE

DIRECT FIT MSL/MAXIMUM Muffler... 700484

(102123) 08-10 6 Cyl. G6, 3.5L Engine



DIRECT FIT MSL/MAXIMUM Muffler... 700486

NA-Not Available. NR-Not Required. FL-Remove and Re-Use Old Flange. ● Golden Warehouse. O.E.-Original Equipment.

Airtube Kit [4948] may be required to complete installation. EFI-Electronic Fuel Injection.

[1] OE system was a welded assembly. It is recommended that all parts noted [1] should be replaced.

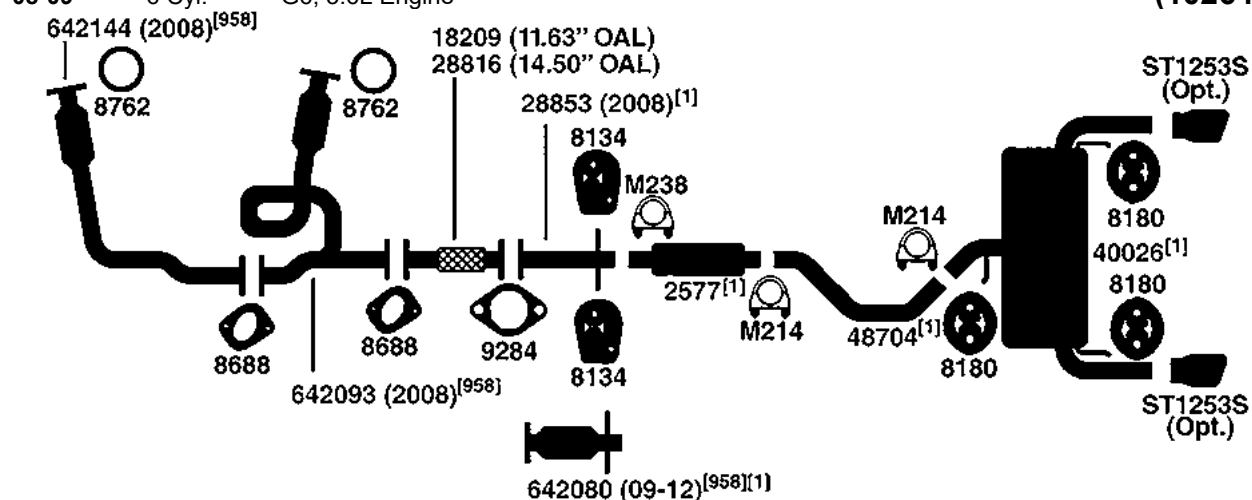
[15] Discontinued, use until inventory is depleted.

[958] Federal & California Emissions. Not For Sale or Use on vehicles licensed in the state of CA & NY (NY vehicles with CA Emissions). Check with your state authority for details.

[959] Federal Emissions. Not For Sale or Use on vehicles licensed in the state of CA. Check with your state authority.

08-09 6 Cyl. G6, 3.6L Engine

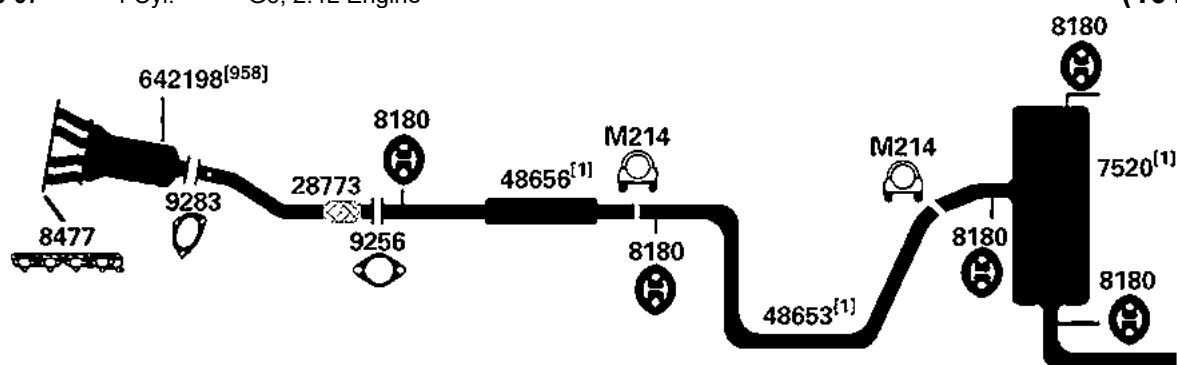
(102641)



DIRECT FIT MSL/MAXIMUM Muffler... 700486

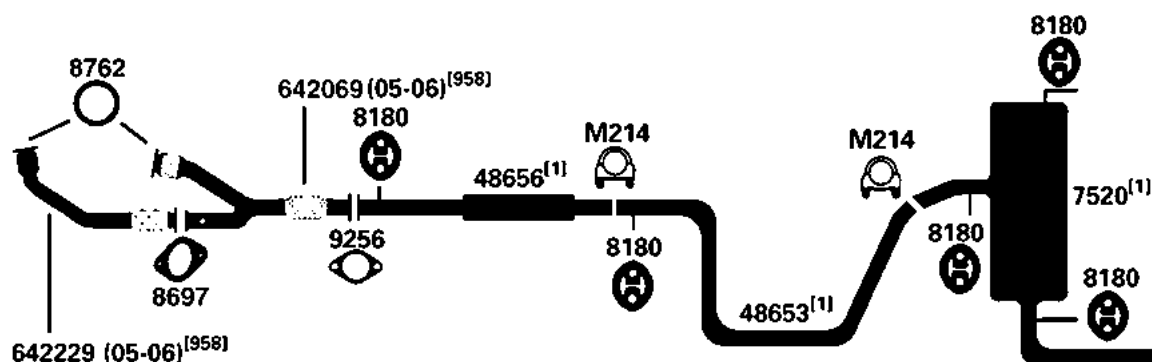
06-07 4 Cyl. G6, 2.4L Engine

(101916)



05-07 6 Cyl. G6, G6 GT, 3.5L Engine (Exc. Convertible)

(101917)



NA-Not Available. NR-Not Required. FL-Remove and Re-Use Old Flange. ● Golden Warehouse. O.E.-Original Equipment.

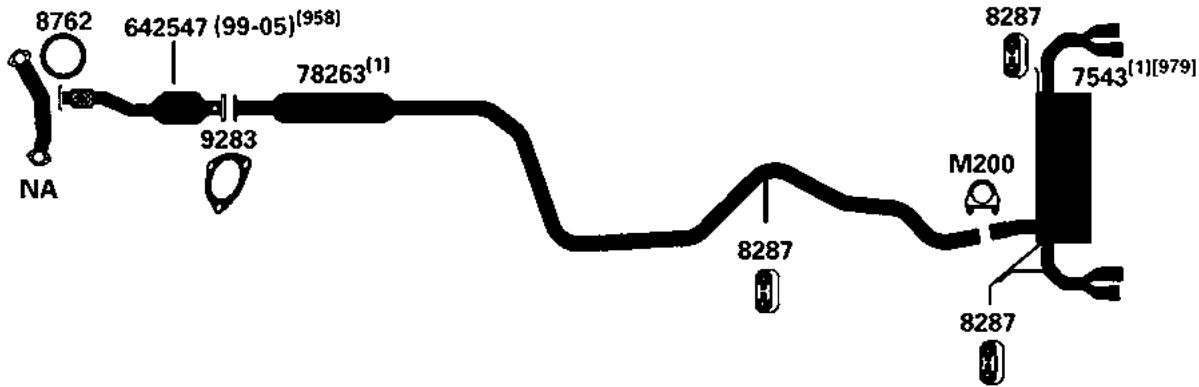
Airtube Kit [4948] may be required to complete installation. EFI-Electronic Fuel Injection.

[1] OE system was a welded assembly. It is recommended that all parts noted [1] should be replaced.

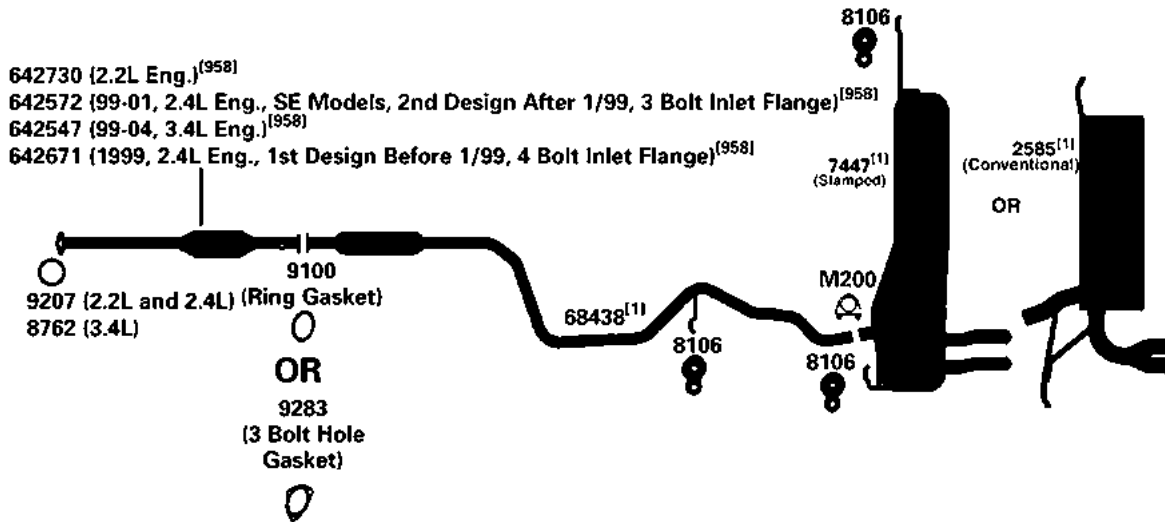
[958] Federal & California Emissions. Not For Sale or Use on vehicles licensed in the state of CA & NY (NY vehicles with CA Emissions). Check with your state authority for details.

PONTIAC GRAND AM

(101956) 99-05 6 Cyl. Grand Am GT and GT1, 3.4L Engine



(100511) 02-05 4 Cyl. Grand Am, 2.2L Engine; Single Exhaust
 99-05 6 Cyl. Grand Am, 3.4L Engine; Single Exhaust, except GT
 99-01 4 Cyl. Grand Am, 2.4L Engine; Single Exhaust



DIRECT FIT MSL/MAXIMUM Muffler... (Option) 700443

NA-Not Available. NR-Not Required. FL-Remove and Re-Use Old Flange. ● Golden Warehouse. O.E.-Original Equipment.

Airtube Kit [4948] may be required to complete installation. EFI-Electronic Fuel Injection.

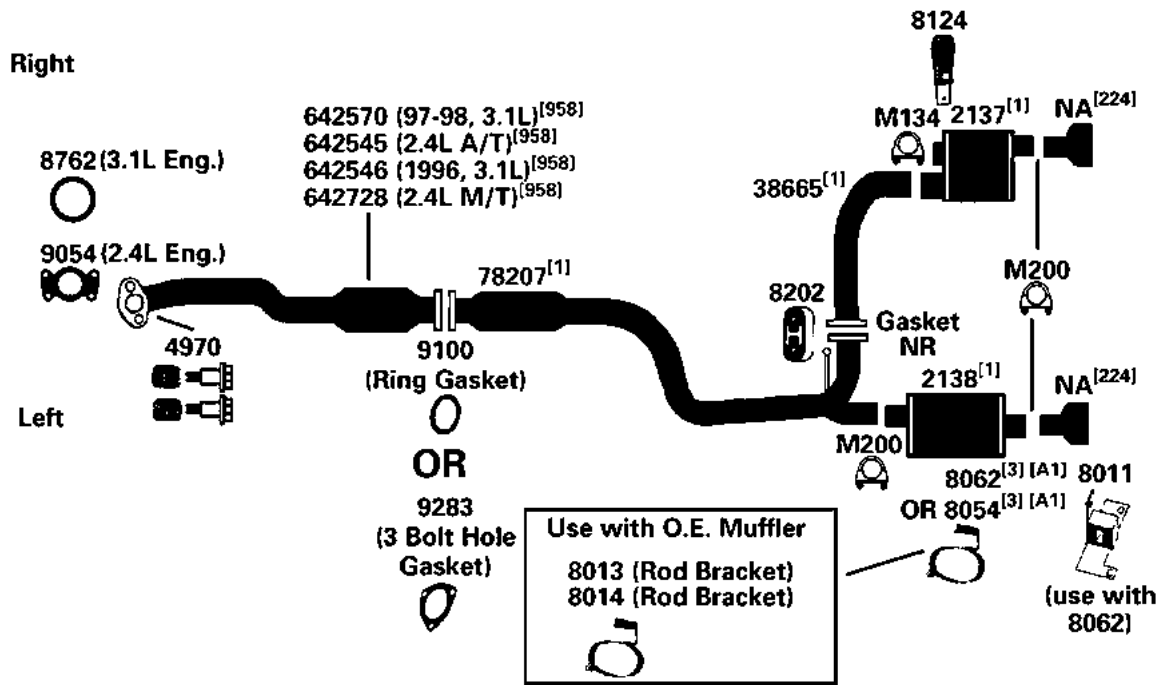
[1] OE system was a welded assembly. It is recommended that all parts noted [1] should be replaced.

[146] MSL Muffler is a conventional replacement for stamped OE style Muffler.

[958] Federal & California Emissions. Not For Sale or Use on vehicles licensed in the state of CA & NY (NY vehicles with CA Emissions). Check with your state authority for details.

96-98	4 Cyl.	Grand AM GT, 2.4L Engine, Dual Exhaust
96-98	6 Cyl.	Grand AM GT, 3.1L Engine, Dual Exhaust

(100045)



DIRECT FIT MSL/MAXIMUM Muffler... Left Muffler- 700245, Right Muffler- 700244

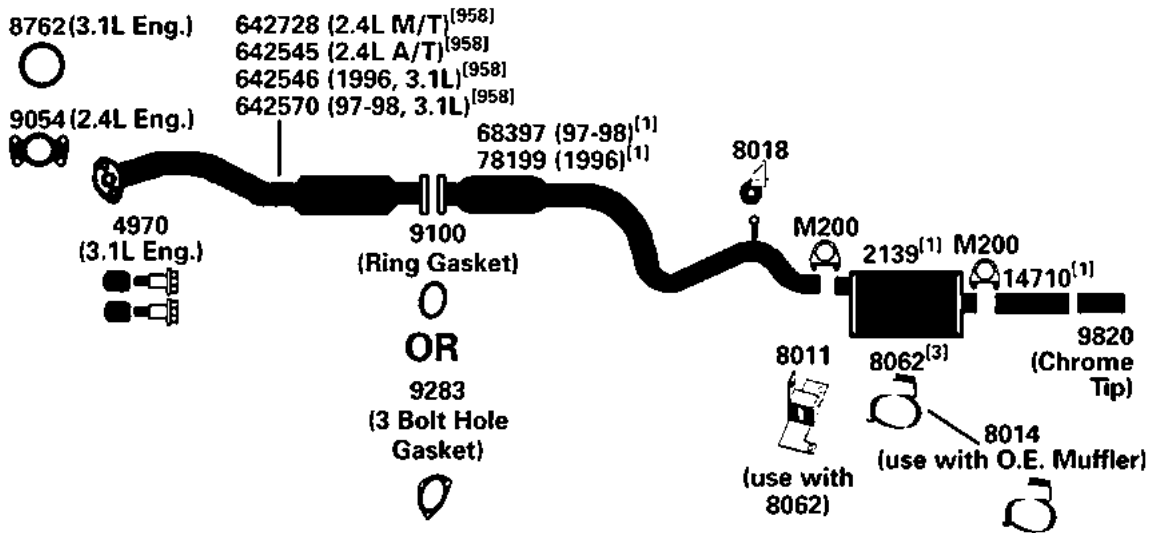
NA-Not Available. NR-Not Required. FL-Remove and Re-Use Old Flange. ● Golden Warehouse. O.E.-Original Equipment.
Airtube Kit [4948] may be required to complete installation. EFI-Electronic Fuel Injection.

- [1] OE system was a welded assembly. It is recommended that all parts noted [1] should be replaced.
[3] Required for installation.

- [224] O.E. spouts are to be re-used for this application.
[958] Federal & California Emissions. Not For Sale or Use on vehicles licensed in the state of CA & NY (NY vehicles with CA Emissions). Check with your state authority for details.

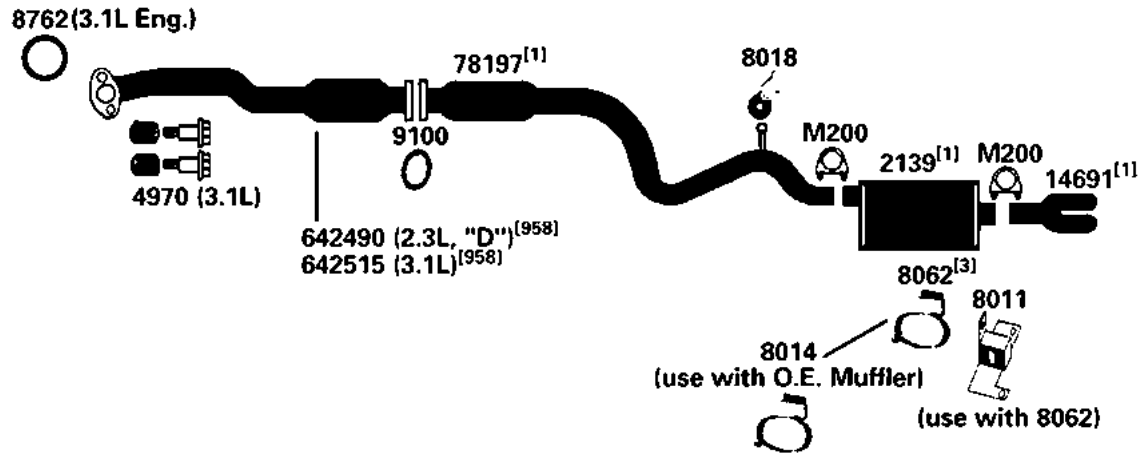
PONTIAC GRAND AM

(9004)	96-98	4 Cyl.	Grand AM, 2.4L Engine, Single Exhaust
	96-98	6 Cyl.	Grand AM, 3.1L Engine, Single Exhaust



DIRECT FIT MSL/MAXIMUM Muffler... 700185

(9003)	1995	4 Cyl.	Grand AM, 2.3L Engine, Single Exhaust
	1995	6 Cyl.	Grand AM, 3.1L Engine, Single Exhaust



DIRECT FIT MSL/MAXIMUM Muffler... 700185

NA-Not Available. NR-Not Required. FL-Remove and Re-Use Old Flange. ● Golden Warehouse. O.E.-Original Equipment.

Airtube Kit [4948] may be required to complete installation. EFI-Electronic Fuel Injection.

[1] OE system was a welded assembly. It is recommended that all parts noted [1] should be replaced.

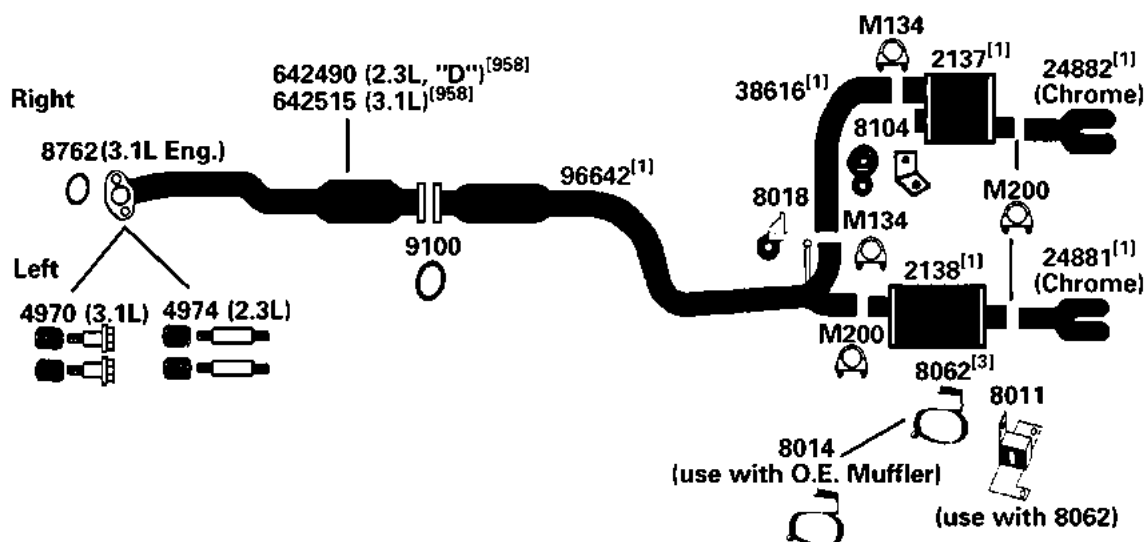
[3] Required for installation.

[958] Federal & California Emissions. Not For Sale or Use on vehicles licensed in the state of CA & NY (NY vehicles with CA Emissions). Check with your state authority for details.

PONTIAC GRAND AM

1995 4 Cyl. Grand AM, 2.3L Engine, Dual Exhaust
 1995 6 Cyl. Grand AM, 3.1L Engine, Dual Exhaust

(9002)

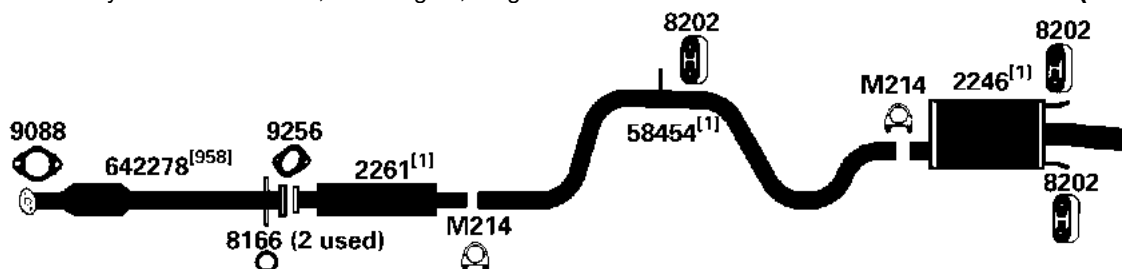


DIRECT FIT MSL/MAXIMUM Muffler... Left Muffler- 700245, Right Muffler- 700244

PONTIAC GRAND PRIX

05-08 6 Cyl. Grand Prix, 3.8L Engine; Single Exhaust

(100386)



DIRECT FIT MSL/MAXIMUM Muffler... Front Muffler- 700293, Rear Muffler- 700333

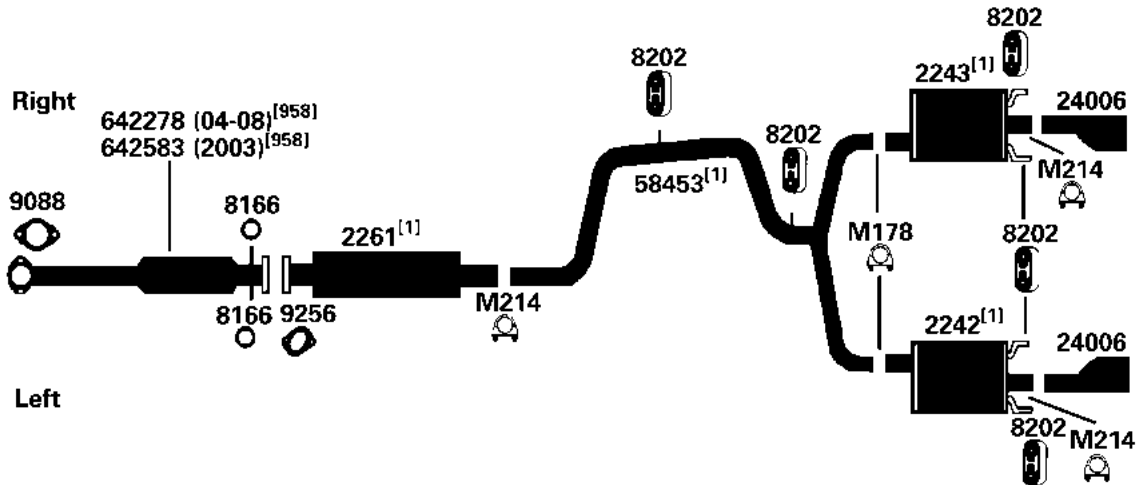
NA-Not Available. NR-Not Required. FL-Remove and Re-Use Old Flange. ● Golden Warehouse. O.E.-Original Equipment.
 # Airtube Kit [4948] may be required to complete installation. EFI-Electronic Fuel Injection.

- [1] OE system was a welded assembly. It is recommended that all parts noted [1] should be replaced.
 [3] Required for installation.

[958] Federal & California Emissions. Not For Sale or Use on vehicles licensed in the state of CA & NY (NY vehicles with CA Emissions). Check with your state authority for details.

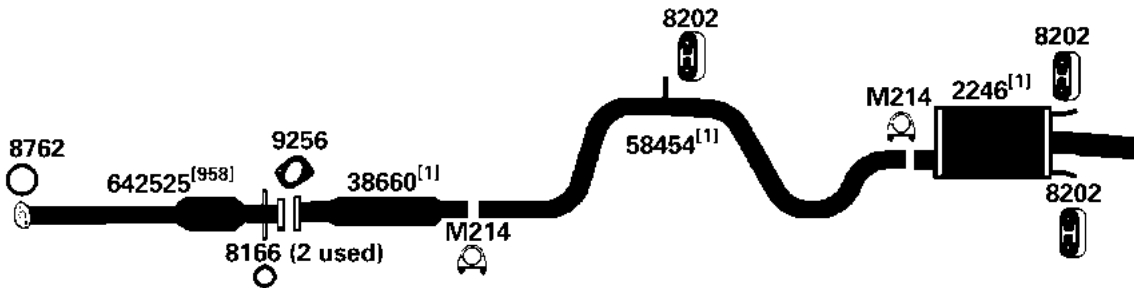
PONTIAC GRAND PRIX

(100384) 03-08 6 Cyl. Grand Prix, 3.8L Engine; Dual Exhaust, Including Supercharged



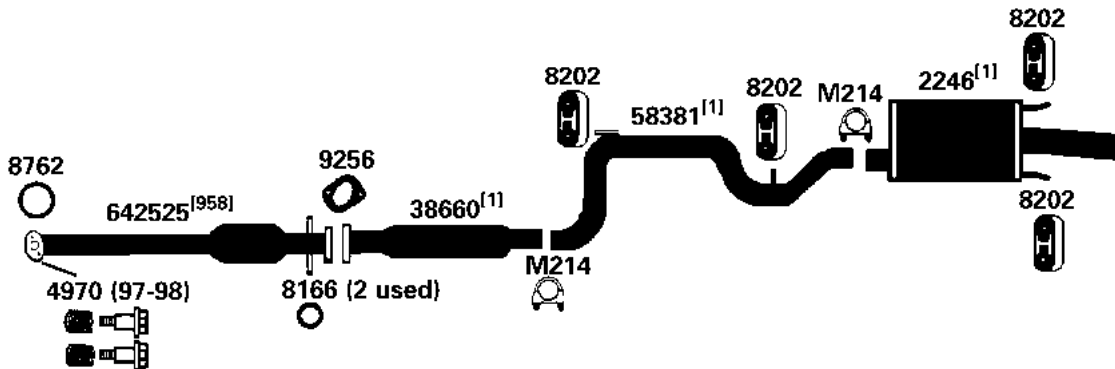
DIRECT FIT MSL/MAXIMUM Muffler... Front Muffler- 700293, Left Rear Muffler- 700300, Right Rear Muffler- 700298

(100385) 2003 6 Cyl. Grand Prix, 3.1L Engine, V-6, Single Exhaust



DIRECT FIT MSL/MAXIMUM Muffler... 700333

(100046) 97-02 6 Cyl. Grand Prix, 3.1L Engine, V-6, Single Exhaust



DIRECT FIT MSL/MAXIMUM Muffler... 700333

NA-Not Available. NR-Not Required. FL-Remove and Re-Use Old Flange. ● Golden Warehouse. O.E.-Original Equipment.

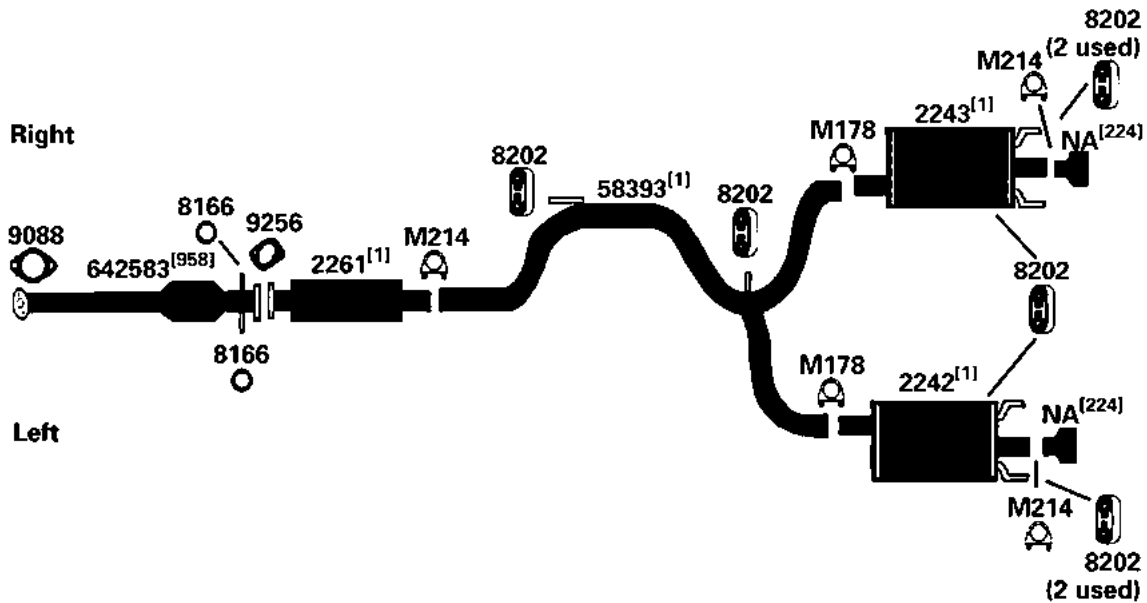
Airtube Kit [4948] may be required to complete installation. EFI-Electronic Fuel Injection.

[1] OE system was a welded assembly. It is recommended that all parts noted [1] should be replaced.

[958] Federal & California Emissions. Not For Sale or Use on vehicles licensed in the state of CA & NY (NY vehicles with CA Emissions). Check with your state authority for details.

97-02 6 Cyl. Grand Prix, 3.8L Engine; Dual Exhaust, Including Supercharged

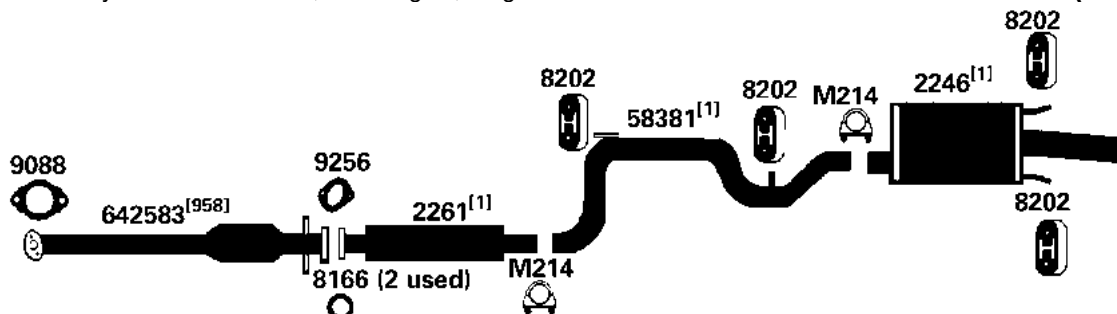
(100048)



DIRECT FIT MSL/MAXIMUM Muffler... Front Muffler- 700293, Left Rear Muffler- 700300, Right Rear Muffler- 700298

97-02 6 Cyl. Grand Prix, 3.8L Engine; Single Exhaust

(100186)



DIRECT FIT MSL/MAXIMUM Muffler... Front Muffler- 700293, Rear Muffler- 700333

NA-Not Available. NR-Not Required. FL-Remove and Re-Use Old Flange. ● Golden Warehouse. O.E.-Original Equipment.

Airtube Kit [4948] may be required to complete installation. EFI-Electronic Fuel Injection.

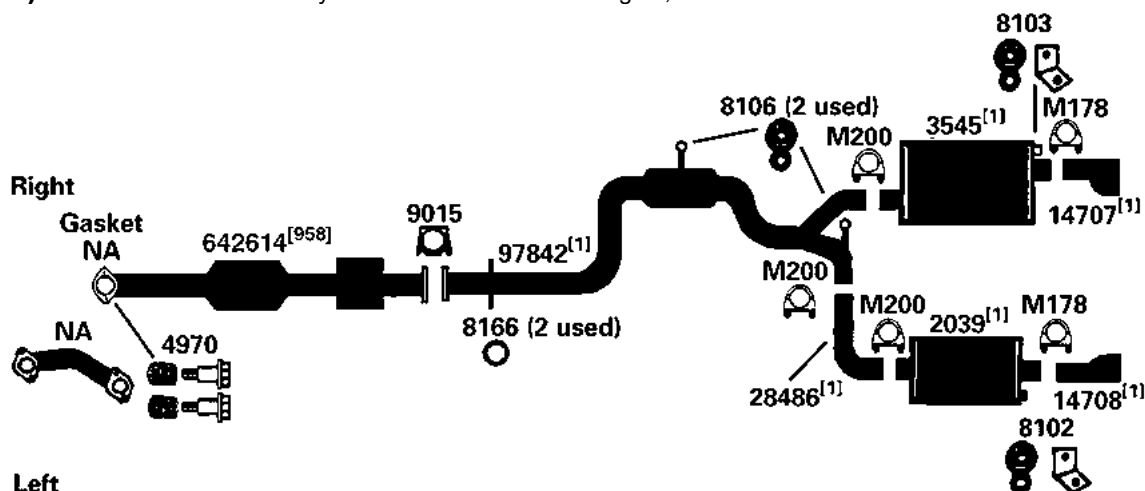
[1] OE system was a welded assembly. It is recommended that all parts noted [1] should be replaced.

[224] O.E spouts are to be re-used for this application.

[958] Federal & California Emissions. Not For Sale or Use on vehicles licensed in the state of CA & NY (NY vehicles with CA Emissions). Check with your state authority for details.

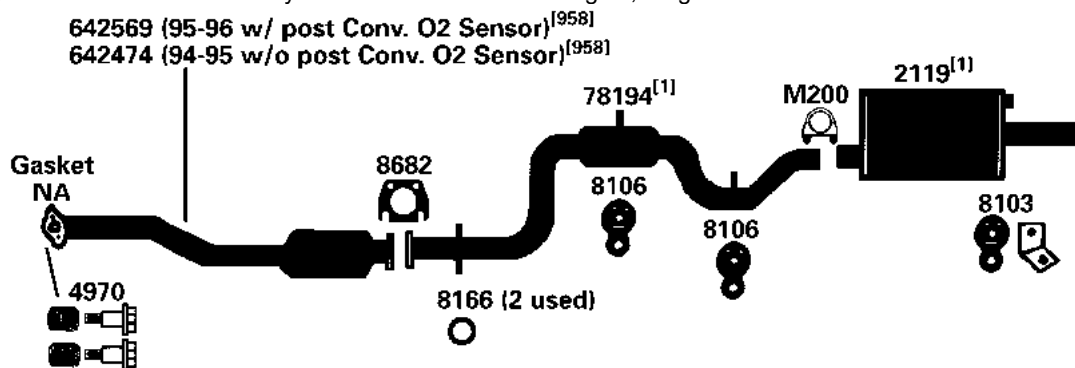
PONTIAC GRAND PRIX

(9060) 1996 6 Cyl. Grand Prix 3.4L Engine; Dual Exhaust



DIRECT FIT MSL/MAXIMUM Muffler... Right Muffler- 700285, Left Muffler- 700214

(9059) 95-96 6 Cyl. Grand Prix 3.1L Engine; Single Exhaust



DIRECT FIT MSL/MAXIMUM Muffler... 700235

NA-Not Available. NR-Not Required. FL-Remove and Re-Use Old Flange. ● Golden Warehouse. O.E.-Original Equipment.

Airtube Kit [4948] may be required to complete installation. EFI-Electronic Fuel Injection.

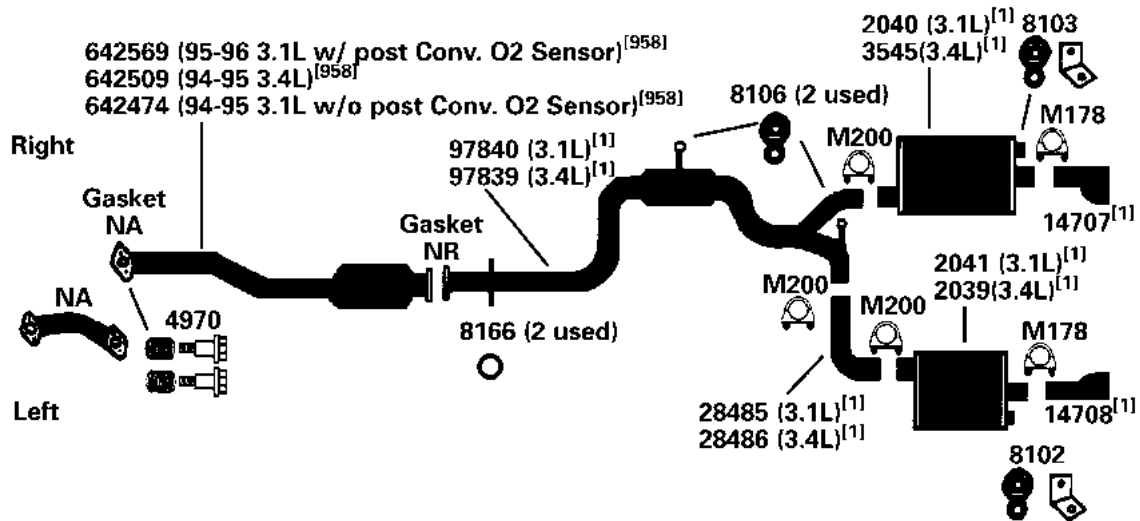
[1] OE system was a welded assembly. It is recommended that all parts noted [1] should be replaced.

[958] Federal & California Emissions. Not For Sale or Use on vehicles licensed in the state of CA & NY (NY vehicles with CA Emissions). Check with your state authority for details.

PONTIAC GRAND PRIX

95-96	6 Cyl.	Grand Prix; 3.1L Engine; Dual Exhaust
1995	6 Cyl.	Grand Prix; 3.4L Engine; Dual Exhaust

(9058)

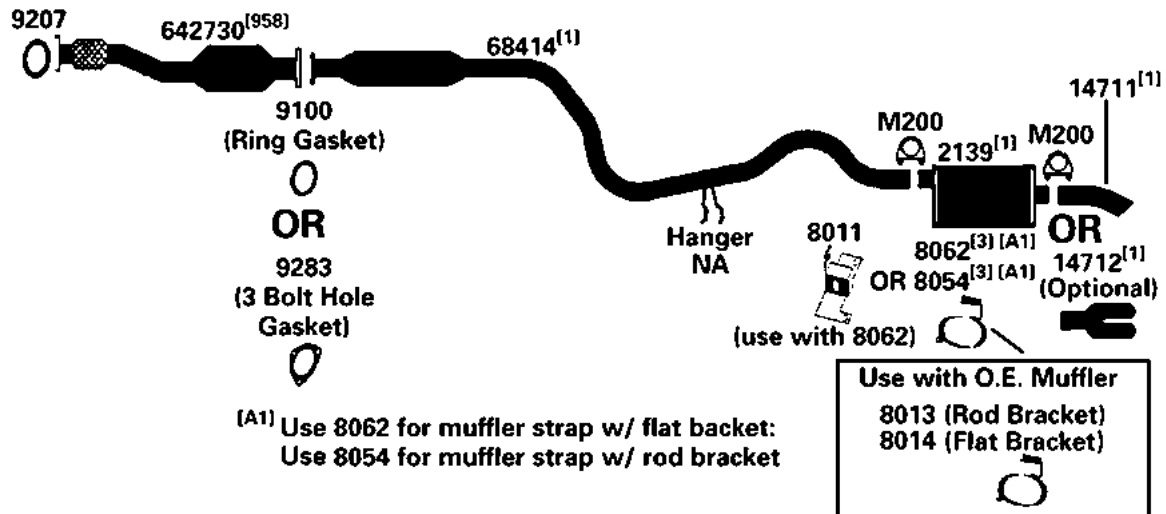


DIRECT FIT MSL/MAXIMUM Muffler... Right Muffler (3545)- 700285, Right Muffler (2040)- 700215, Left Muffler (2039)- 700214, Left Muffler (2041)- 700216, UNIVERSAL FIT MSL/MAXIMUM Muffler... Right Muffler (2040)- 709007, 709010, Left Muffler (2041)- 709005, 709010

PONTIAC J2000, SUNBIRD, SUNFIRE

03-05	4 Cyl.	Sunfire, 2.2L Engine; Single Exhaust
2002	4 Cyl.	Sunfire, 2.2L Engine, VIN "F"

(100485)



DIRECT FIT MSL/MAXIMUM Muffler... 700185

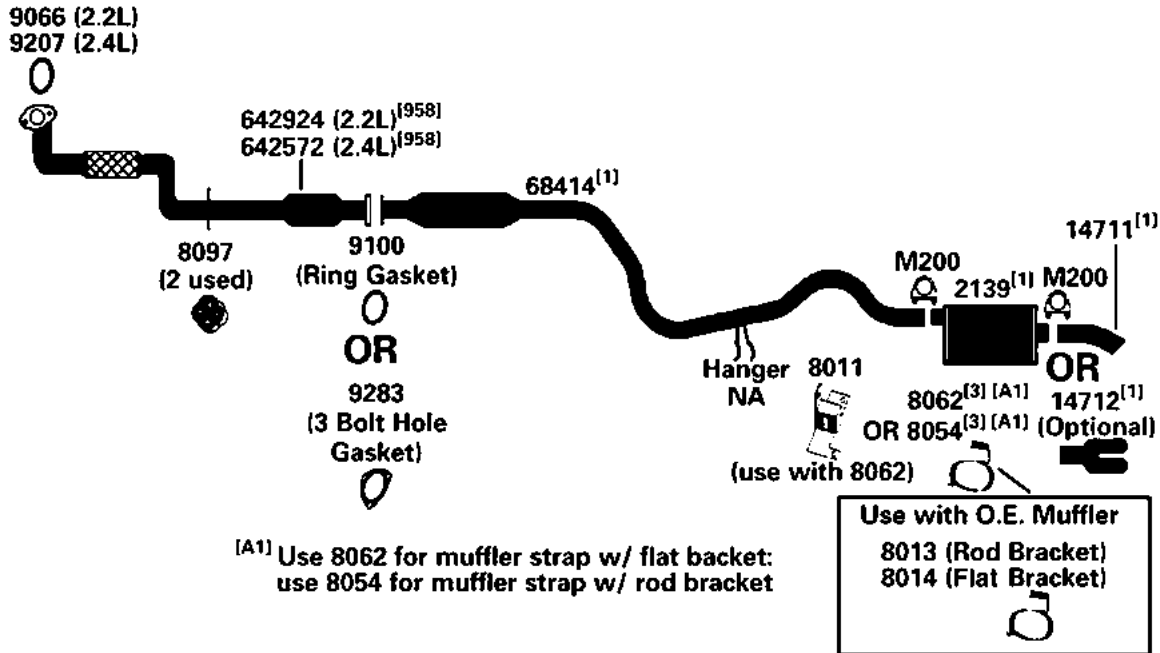
NA-Not Available. NR-Not Required. FL-Remove and Re-Use Old Flange. ● Golden Warehouse. O.E.-Original Equipment.
Airtube Kit [4948] may be required to complete installation. EFI-Electronic Fuel Injection.

- [1] OE system was a welded assembly. It is recommended that all parts noted [1] should be replaced.
[3] Required for installation.

[958] Federal & California Emissions. Not For Sale or Use on vehicles licensed in the state of CA & NY (NY vehicles with CA Emissions). Check with your state authority for details.

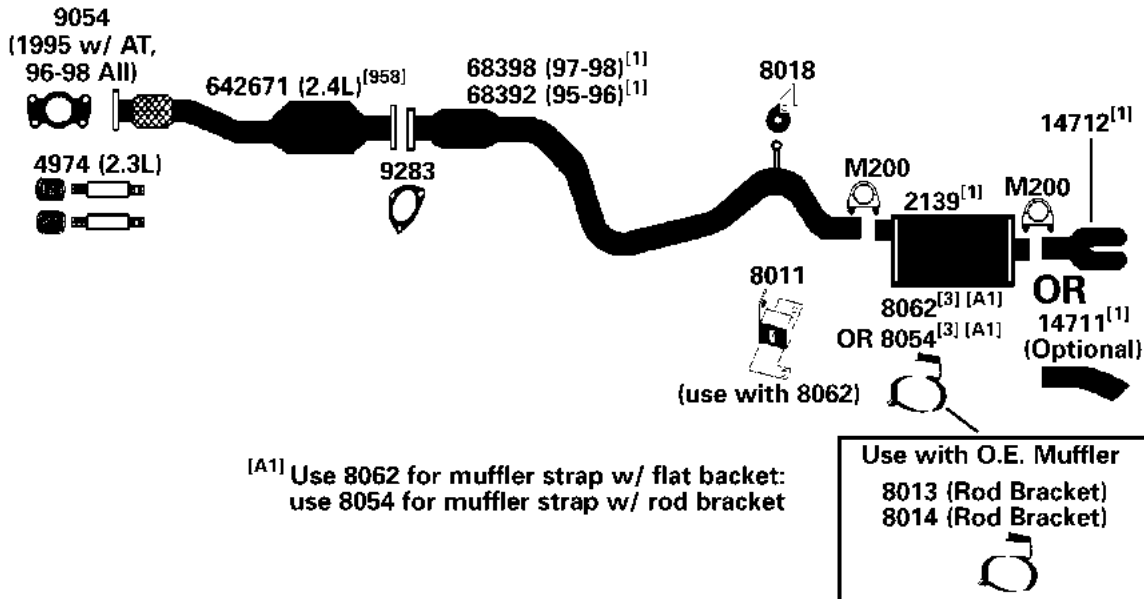
PONTIAC J2000, SUNBIRD, SUNFIRE

(100220) 99-02 4 Cyl. Sunfire, 2.4L Engine
 99-02 4 Cyl. Sunfire, 2.2L Engine - (VIN "4" Only)



DIRECT FIT MSL/MAXIMUM Muffler... 700185

(15151) 96-98 4 Cyl. Sunfire, 2.4L Engine
 1995 4 Cyl. Sunfire, 2.3L Engine



DIRECT FIT MSL/MAXIMUM Muffler... 700185

NA-Not Available. NR-Not Required. FL-Remove and Re-Use Old Flange. ● Golden Warehouse. O.E.-Original Equipment.

Airtube Kit [4948] may be required to complete installation. EFI-Electronic Fuel Injection.

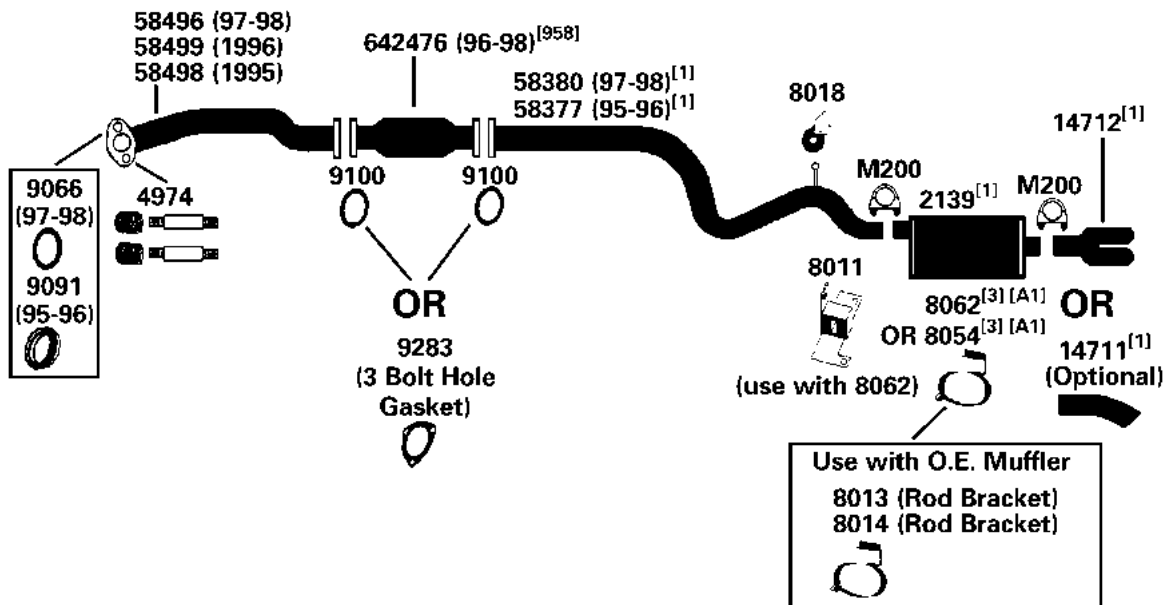
[1] OE system was a welded assembly. It is recommended that all parts noted [1] should be replaced.

[3] Required for installation.

[958] Federal & California Emissions. Not For Sale or Use on vehicles licensed in the state of CA & NY (NY vehicles with CA Emissions). Check with your state authority for details.

95-98 4 Cyl. Sunfire, 2.2L Engine

(15150)

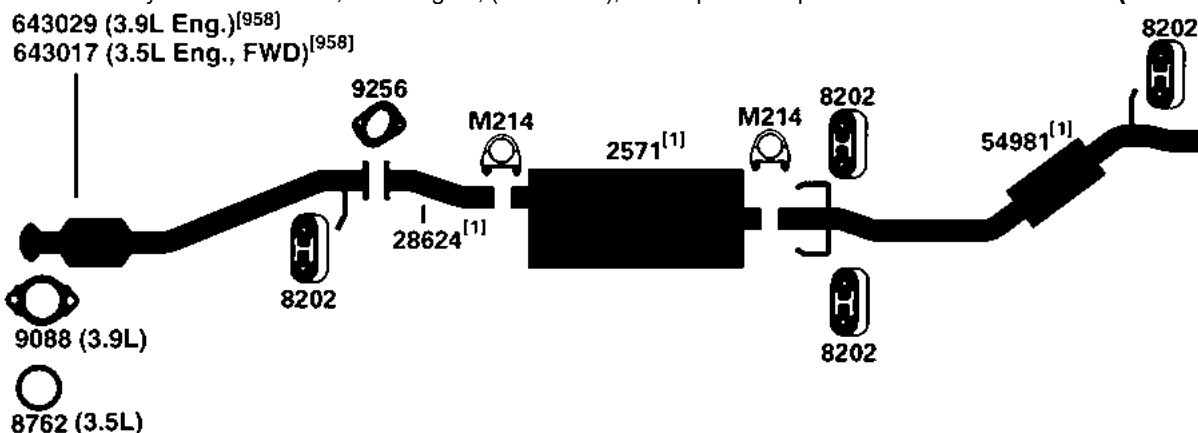


DIRECT FIT MSL/MAXIMUM Muffler... 700185

PONTIAC MONTANA

07-08 6 Cyl. Montana; 3.9L Engine; (121" W.B.); Exc. Sports Suspension

(102087)



DIRECT FIT MSL/MAXIMUM Muffler... 700469

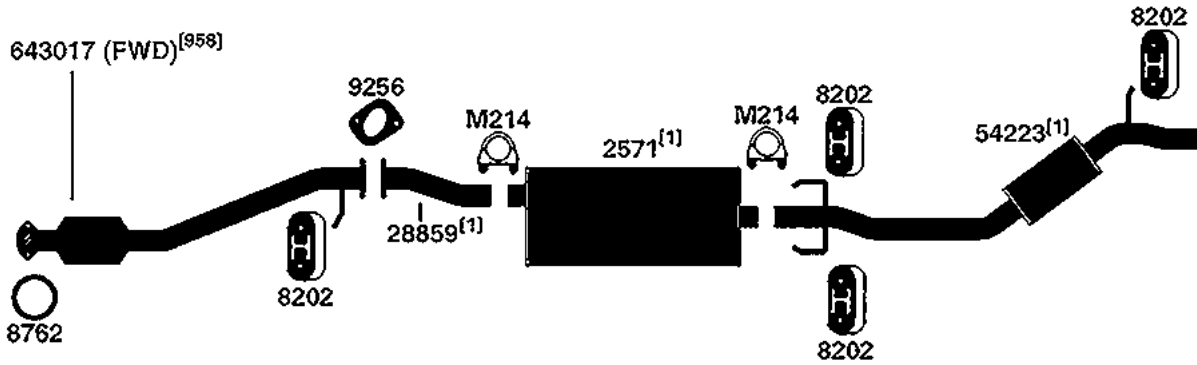
NA-Not Available. NR-Not Required. FL-Remove and Re-Use Old Flange. ● Golden Warehouse. O.E.-Original Equipment.
Airtube Kit [4948] may be required to complete installation. EFI-Electronic Fuel Injection.

- [1] OE system was a welded assembly. It is recommended that all parts noted [1] should be replaced.
[3] Required for installation.

[958] Federal & California Emissions. Not For Sale or Use on vehicles licensed in the state of CA & NY (NY vehicles with CA Emissions). Check with your state authority for details.

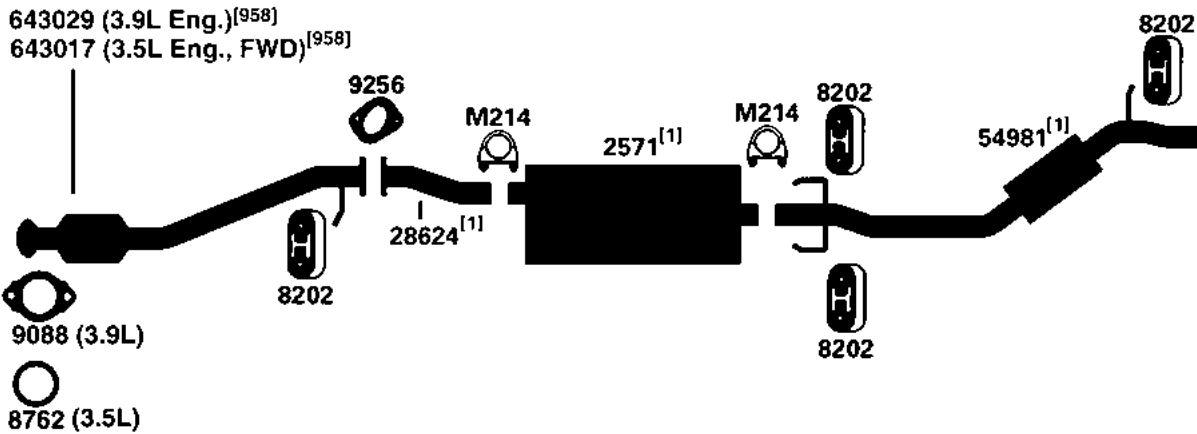
PONTIAC MONTANA

(102688) 05-06 6 Cyl. Montana SV6; 3.5L Engine; w/ Sport Suspension



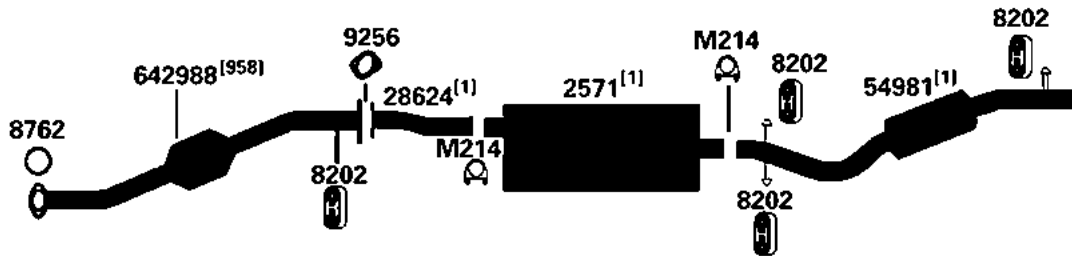
DIRECT FIT MSL/MAXIMUM Muffler... 700469

(102087) 05-06 6 Cyl. Montana; 3.5L Engine; (121" W.B.); Exc. Sport Suspension



DIRECT FIT MSL/MAXIMUM Muffler... 700469

(100363) 02-05 6 Cyl. Montana, 3.4L V-6, Extended Length Vans Only (120" W.B.)(Code "UM" on door decal), FWD Only



DIRECT FIT MSL/MAXIMUM Muffler... 700469

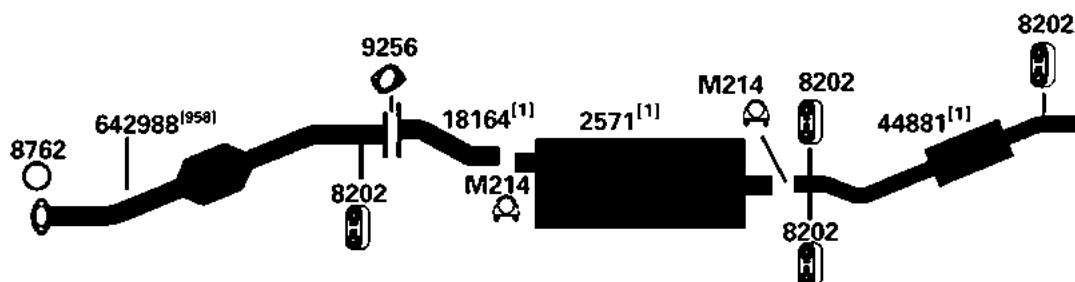
NA-Not Available. NR-Not Required. FL-Remove and Re-Use Old Flange. ● Golden Warehouse. O.E.-Original Equipment.

Airtube Kit [4948] may be required to complete installation. EFI-Electronic Fuel Injection.

[1] OE system was a welded assembly. It is recommended that all parts noted [1] should be replaced.

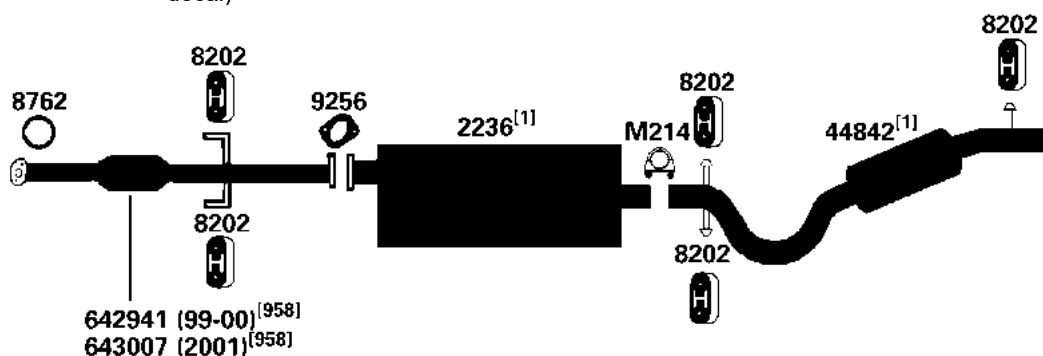
[958] Federal & California Emissions. Not For Sale or Use on vehicles licensed in the state of CA & NY (NY vehicles with CA Emissions). Check with your state authority for details.

02-05 6 Cyl. Montana, 3.4L V-6, Standard Length Vans Only (112" W.B.)(Code "UN" on door decal), FWD Only **(100355)**



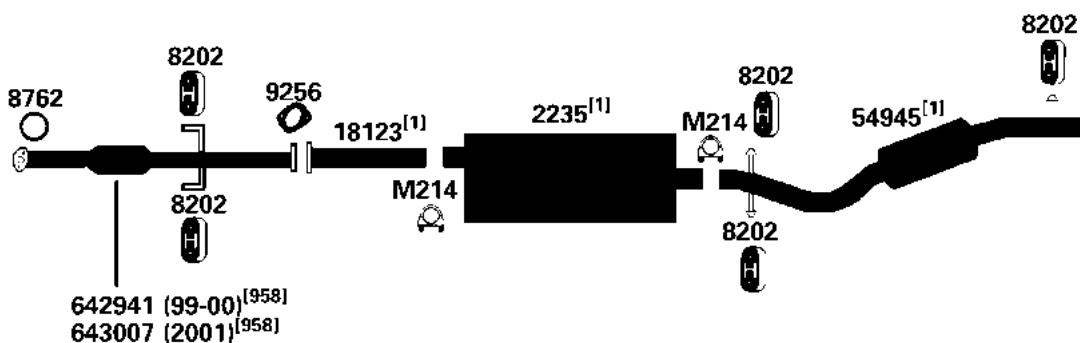
DIRECT FIT MSL/MAXIMUM Muffler... 700469

99-01 6 Cyl. Montana, 3.4L V-6, Standard Length Vans Only (112" W.B.)(Code "UN" on door decal) **(100166)**



DIRECT FIT MSL/MAXIMUM Muffler... 700341

99-01 6 Cyl. Montana, 3.4L V-6, Extended Length Vans Only (120" W.B.)(Code "UM" on door decal) **(100169)**



DIRECT FIT MSL/MAXIMUM Muffler... 700339

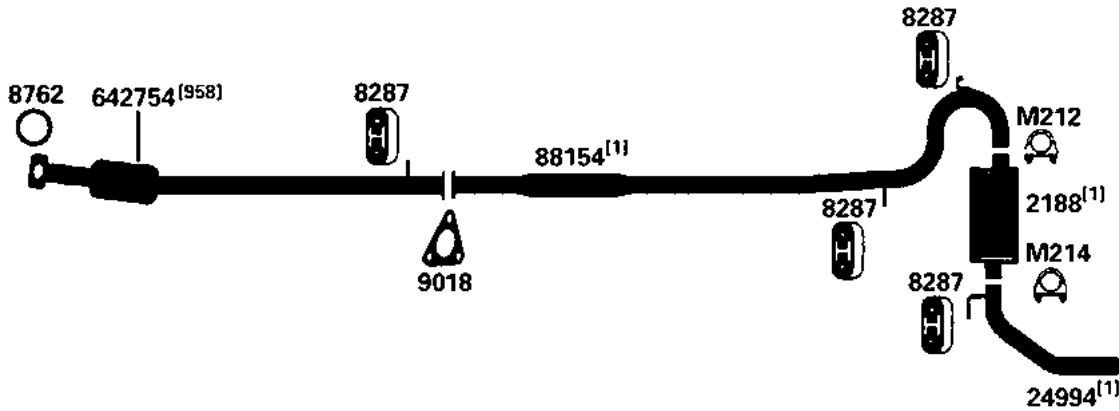
NA-Not Available. NR-Not Required. FL-Remove and Re-Use Old Flange. ● Golden Warehouse. O.E.-Original Equipment.
Airtube Kit [4948] may be required to complete installation. EFI-Electronic Fuel Injection.

[1] OE system was a welded assembly. It is recommended that all parts noted [1] should be replaced.

[958] Federal & California Emissions. Not For Sale or Use on vehicles licensed in the state of CA & NY (NY vehicles with CA Emissions). Check with your state authority for details.

PONTIAC TORRENT

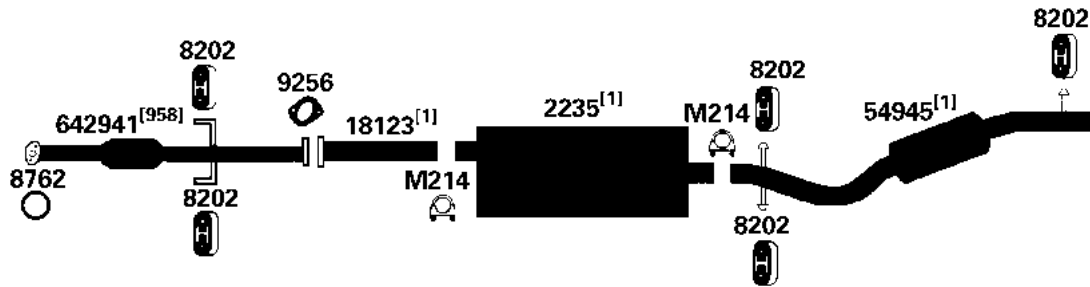
(100514) 06-09 6 Cyl. Torrent; 3.4L Engine; including All Wheel Drive



DIRECT FIT MSL/MAXIMUM Muffler... 700376

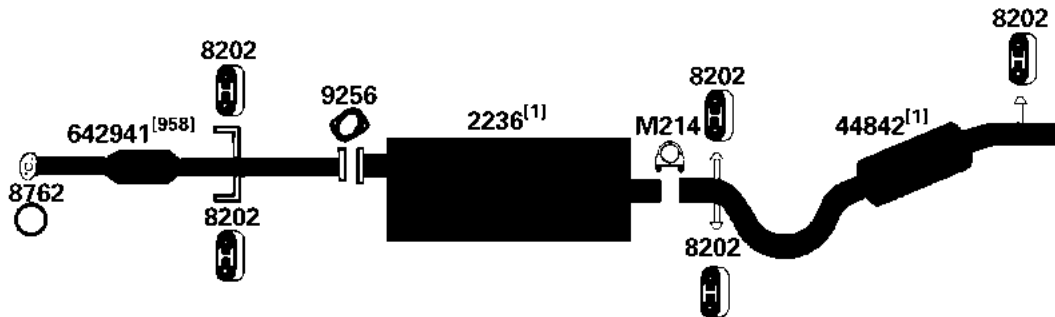
PONTIAC TRANS SPORT

(100168) 97-98 6 Cyl. Trans Sport, 3.4L V-6, Extended Length Vans Only (120" W.B.)(Code "UM" on door decal)



DIRECT FIT MSL/MAXIMUM Muffler... 700339

(100165) 97-98 6 Cyl. Trans Sport, 3.4L V-6, Standard Length Vans Only (112" W.B.)(Code "UN" on door decal)



DIRECT FIT MSL/MAXIMUM Muffler... 700341

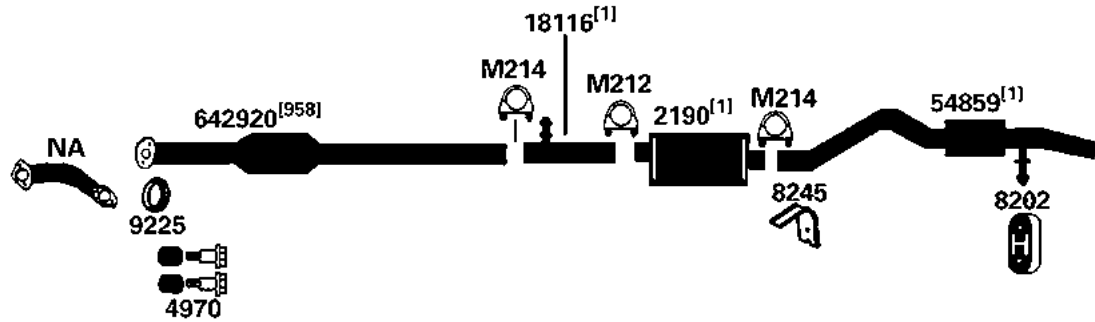
NA-Not Available. NR-Not Required. FL-Remove and Re-Use Old Flange. ● Golden Warehouse. O.E.-Original Equipment.

Airtube Kit [4948] may be required to complete installation. EFI-Electronic Fuel Injection.

[1] OE system was a welded assembly. It is recommended that all parts noted [1] should be replaced.

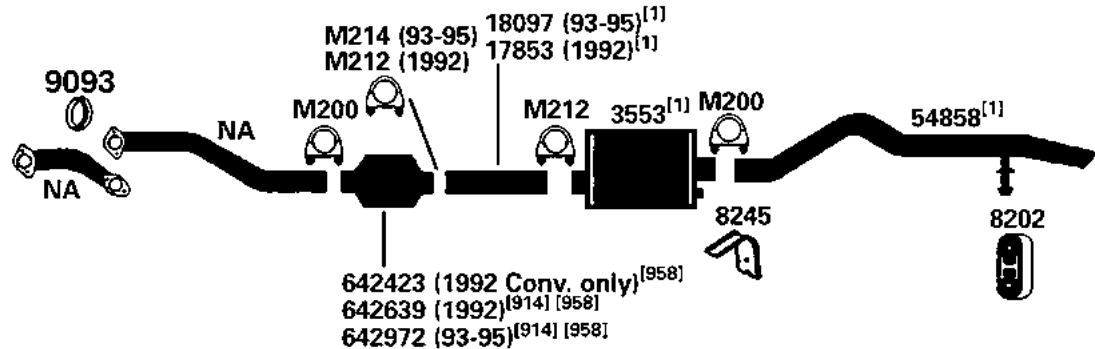
[958] Federal & California Emissions. Not For Sale or Use on vehicles licensed in the state of CA & NY (NY vehicles with CA Emissions). Check with your state authority for details.

1996 6 Cyl. Trans Sport; 205 (3.4L) Engine (34003)



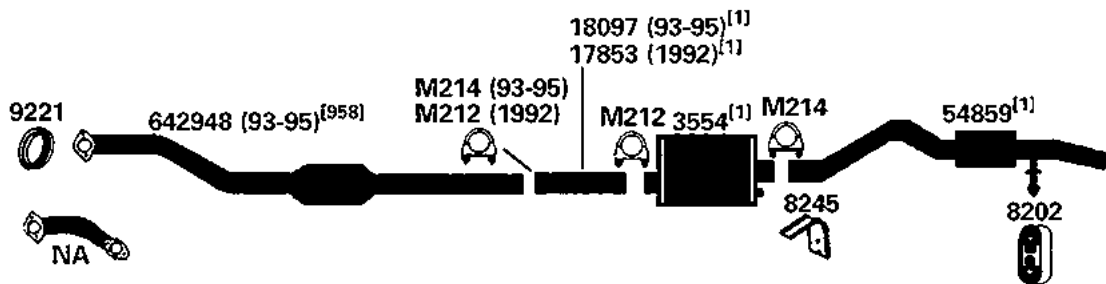
DIRECT FIT MSL/MAXIMUM Muffler... 700323

1995 6 Cyl. Trans Sport; 189 (3.1L) Engine (34002)



DIRECT FIT MSL/MAXIMUM Muffler... 700321

1995 6 Cyl. Trans Sport; 231 (3.8L) Engine (34001)



DIRECT FIT MSL/MAXIMUM Muffler... 700286, UNIVERSAL FIT MSL/MAXIMUM Muffler... 6592, Silentone DIY Muffler... 5557 and 8506
Bracket, M214 Clamp and 8245 hanger

NA-Not Available. NR-Not Required. FL-Remove and Re-Use Old Flange. ● Golden Warehouse. O.E.-Original Equipment.

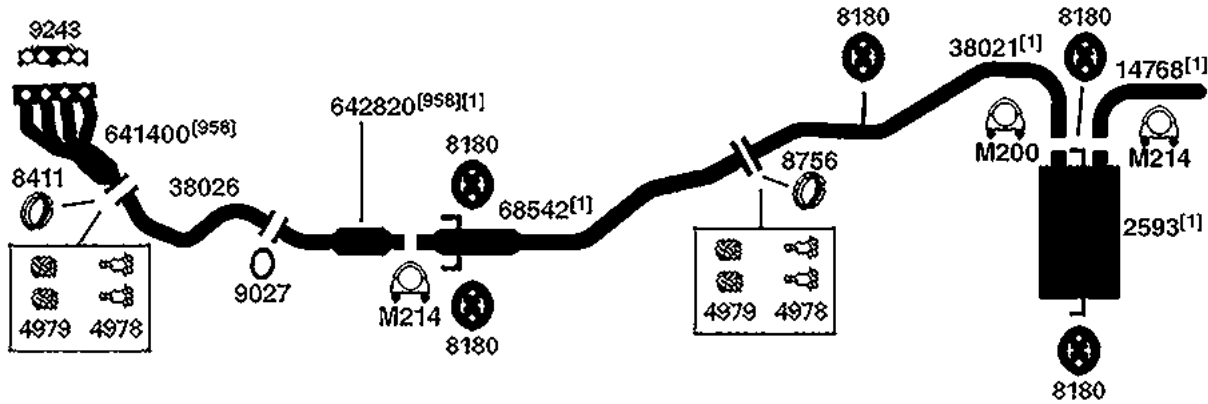
Airtube Kit [4948] may be required to complete installation. EFI-Electronic Fuel Injection.

[1] OE system was a welded assembly. It is recommended that all parts noted [1] should be replaced.

[914] Direct fit converter includes front (Exhaust) pipe, (1) piece assembly.

[958] Federal & California Emissions. Not For Sale or Use on vehicles licensed in the state of CA & NY (NY vehicles with CA Emissions). Check with your state authority for details.

(102706)	09-10	4 Cyl.	Vibe, 2.4L Engine, FWD
----------	-------	--------	------------------------

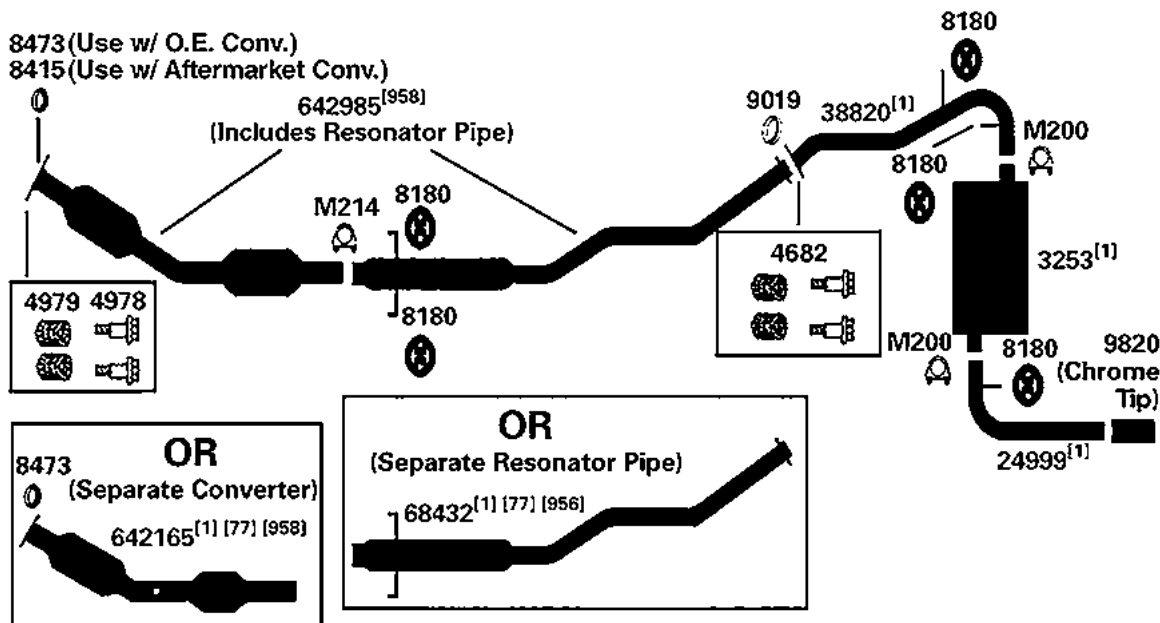


NA-Not Available. NR-Not Required. FL-Remove and Re-Use Old Flange. ● Golden Warehouse. O.E.-Original Equipment.
Airtube Kit [4948] may be required to complete installation. EFI-Electronic Fuel Injection.

[1] OE system was a welded assembly. It is recommended that all parts noted [1] should be replaced.

[77] O.E. assembly must be cut just in front of weld at resonator inlet.

[958] Federal & California Emissions. Not For Sale or Use on vehicles licensed in the state of CA & NY (NY vehicles with CA Emissions). Check with your state authority for details.

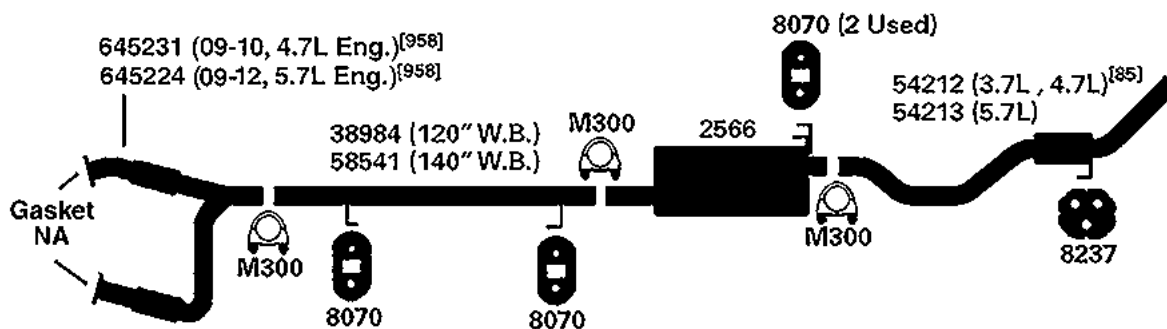


DIRECT FIT MSL/MAXIMUM Muffler... 700098

RAM**RAM 1500**

11-16	8 Cyl.	Ram 1500; 5.7L Engine; 2WD & 4WD; 120", 140" W.B.; w/ Single Exhaust
11-13	8 Cyl.	Ram 1500; 4.7L Engine; 2WD & 4WD; 120", 140" W.B.; w/ Single Exhaust
11-12	6 Cyl.	Ram 1500; 3.7L Engine; 2WD & 4WD; 120", 140" W.B.; w/ Single Exhaust

(102093)



NA-Not Available. NR-Not Required. FL-Remove and Re-Use Old Flange. ● Golden Warehouse. O.E.-Original Equipment.

Airtube Kit [4948] may be required to complete installation. EFI-Electronic Fuel Injection.

[1] OE system was a welded assembly. It is recommended that all parts noted [1] should be replaced.

[77] O.E. assembly must be cut just in front of weld at resonator inlet.

[85] Can be used as a resonator eliminator pipe.

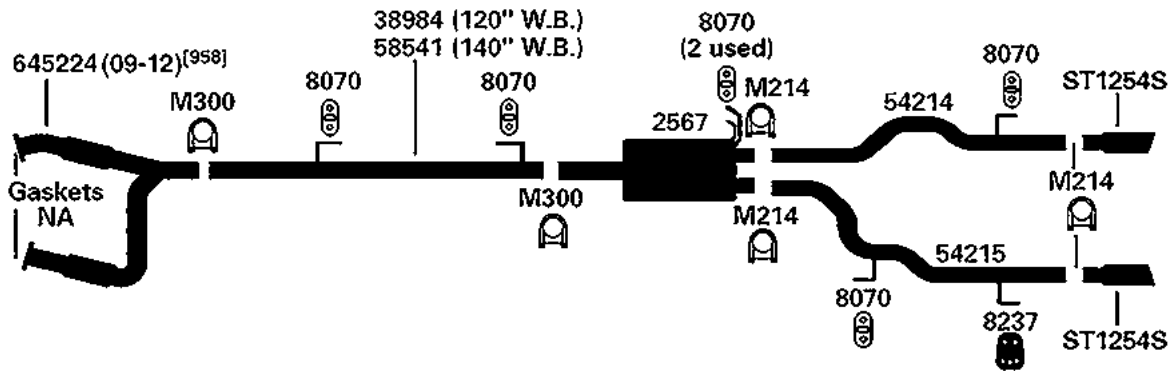
[98] Refer to current Catalytic Converter catalog or Website catalog for availability.

[956] Resonator pipe is not required when ordering converter.

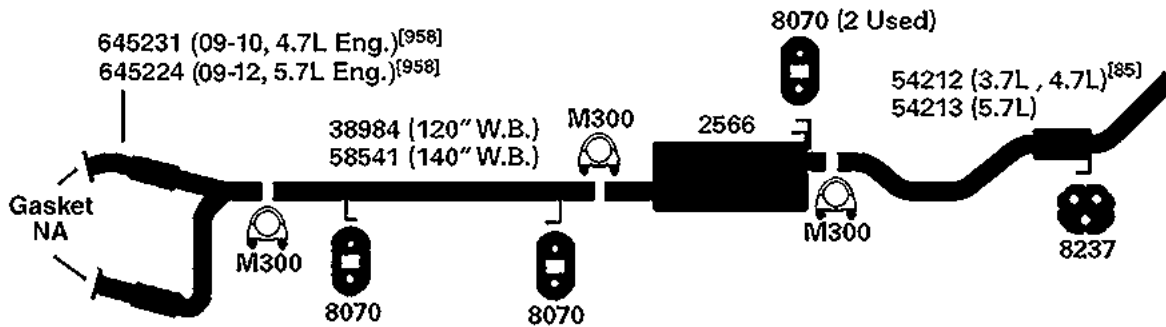
[958] Federal & California Emissions. Not For Sale or Use on vehicles licensed in the state of CA & NY (NY vehicles with CA Emissions). Check with your state authority for details.

RAM 1500

(102627) 11-16 8 Cyl. 1500; 5.7L Engine; 2WD & 4WD; 120", 140" W.B., w/ Factory Duals

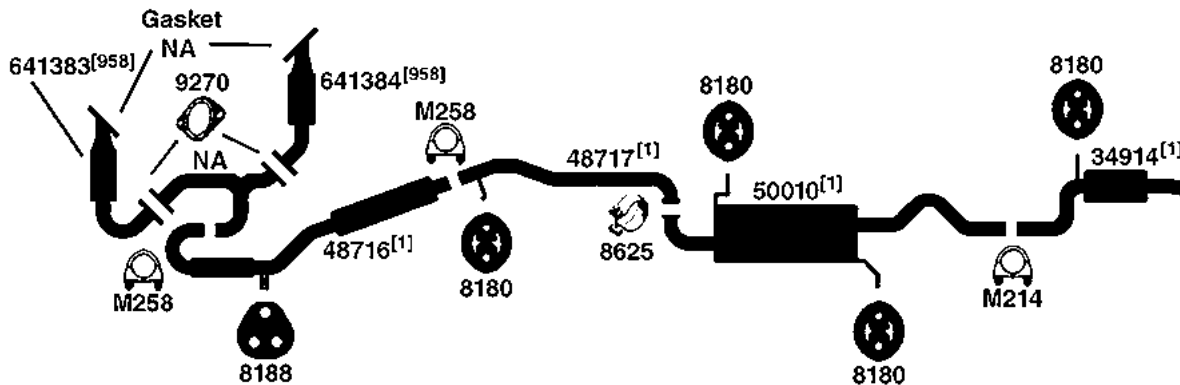


(102093) 11-12 6,8 Cyl. 1500; 3.7L, 4.7L, 5.7L Engine; 2WD & 4WD; 120", 140" W.B.; w/ Single Exhaust



RAM C/V

(102679) 12-15 6 Cyl. C/V, 3.6L Engine



NA-Not Available. NR-Not Required. FL-Remove and Re-Use Old Flange. ● Golden Warehouse. O.E.-Original Equipment.

Airtube Kit [4948] may be required to complete installation. EFI-Electronic Fuel Injection.

[1] OE system was a welded assembly. It is recommended that all parts noted [1] should be replaced.

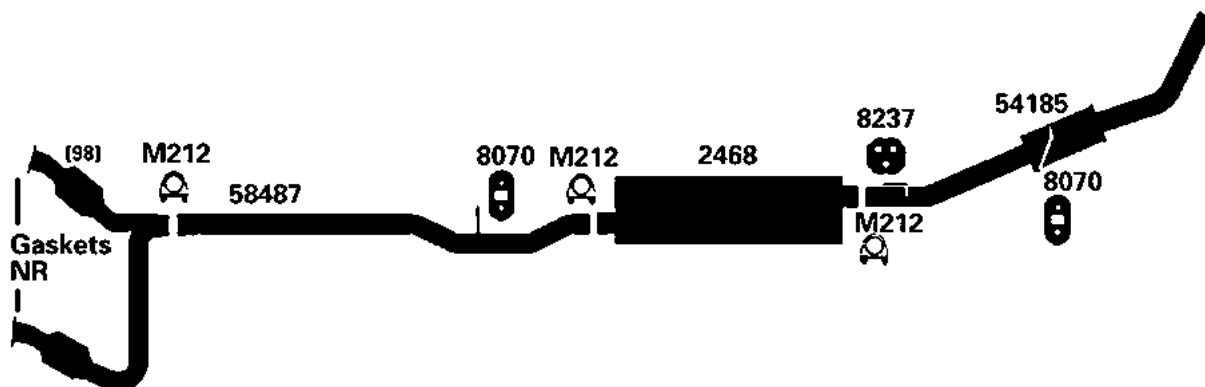
[85] Can be used as a resonator eliminator pipe.

[958] Federal & California Emissions. Not For Sale or Use on vehicles licensed in the state of CA & NY (NY vehicles with CA Emissions). Check with your state authority for details.

RAM DAKOTA

2011 6 Cyl. Dakota; 131.3" W.B.; 3.7L Engine
 2011 8 Cyl. Dakota; 131.3" W.B.; 4.7L Engine

(102673)



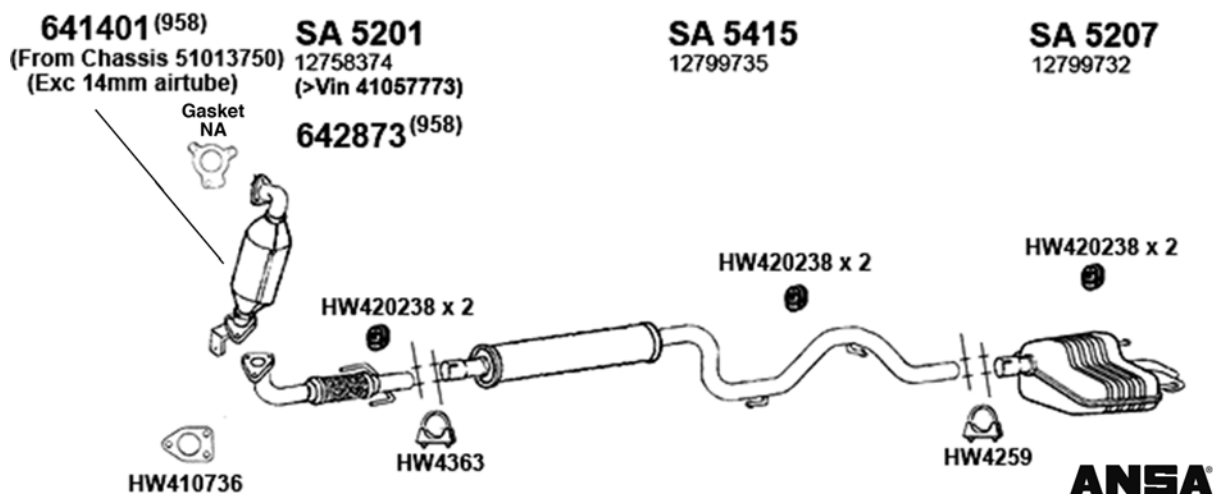
DIRECT FIT MSL/MAXIMUM Muffler... 700480

SAAB

SAAB 9-3

04-05 4 Cyl. 9-3 Aero, 2.0L Engine

(SA2005)



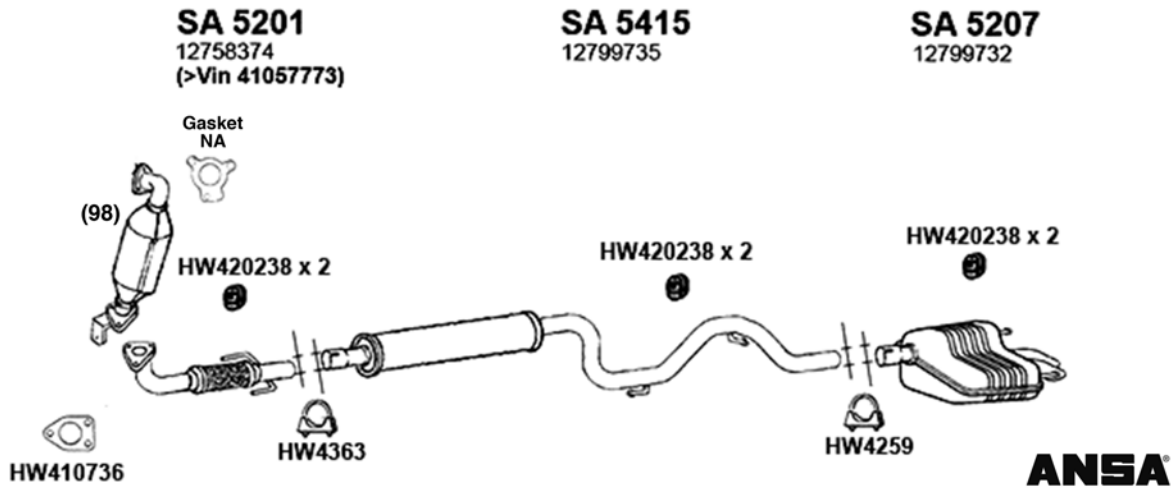
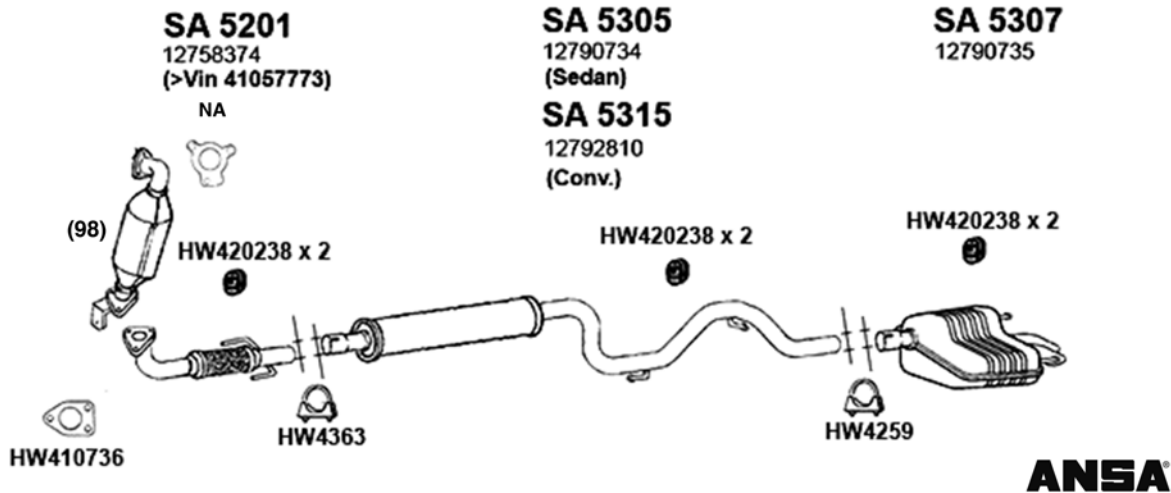
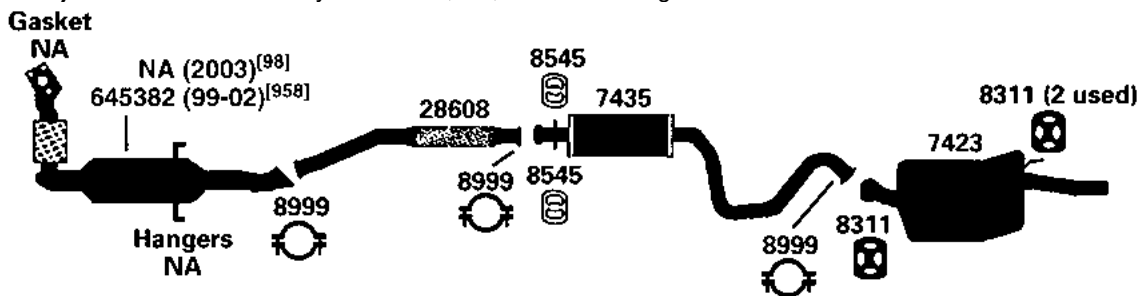
NA-Not Available. NR-Not Required. FL-Remove and Re-Use Old Flange. ● Golden Warehouse. O.E.-Original Equipment.

Airtube Kit [4948] may be required to complete installation. EFI-Electronic Fuel Injection.

[98] Refer to current Catalytic Converter catalog or Website catalog for availability.

[958] Federal & California Emissions. Not For Sale or Use on vehicles licensed in the state of CA & NY (NY vehicles with CA Emissions). Check with your state authority for details.

SAAB 9-3

(SA2006) 03-05 4 Cyl. 9-3 Arc, 2.0L Engine**(SA2001)** 03-05 4 Cyl. 9-3 Linear, 2.0L Engine**(100555)** 2003 4 Cyl. 9-3; SE; 2.0L Turbo Engine

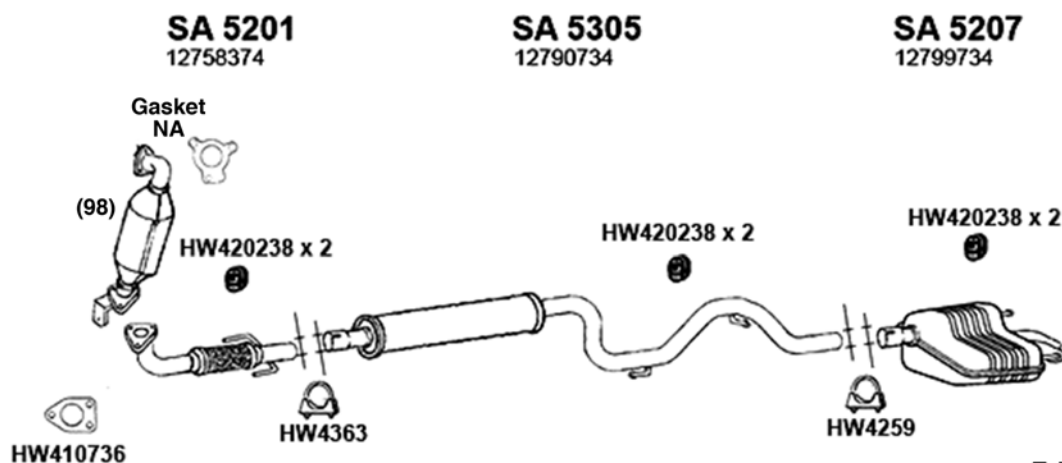
NA-Not Available. NR-Not Required. FL-Remove and Re-Use Old Flange. ● Golden Warehouse. O.E.-Original Equipment.

Airtube Kit [4948] may be required to complete installation. EFI-Electronic Fuel Injection.

[98] Refer to current Catalytic Converter catalog or Website catalog for availability.

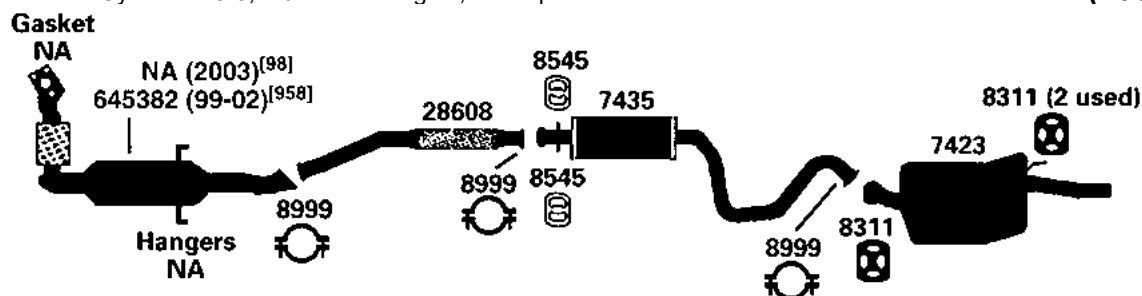
2003 4 Cyl. 9-3 Vector, 2.0L Engine

(SA2000)

**ANSA**

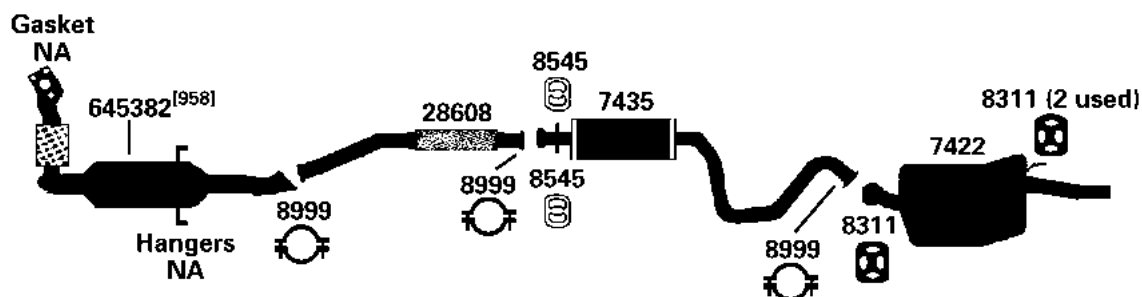
99-02 4 Cyl. 9-3; 2.0L Turbo Engine; exc. Sport Exhaust

(100555)



99-02 4 Cyl. 9-3; 2.3L Engine; exc. Sport Exhaust

(100566)



NA-Not Available. NR-Not Required. FL-Remove and Re-Use Old Flange. ● Golden Warehouse. O.E.-Original Equipment.

Airtube Kit [4948] may be required to complete installation. EFI-Electronic Fuel Injection.

[98] Refer to current Catalytic Converter catalog or Website catalog for availability.

[958] Federal & California Emissions. Not For Sale or Use on vehicles licensed in the state of CA & NY (NY vehicles with CA Emissions). Check with your state authority for details.

SAAB 9-5

(SA2004) 99-09 4 Cyl. 9-5, 2.3L Engine

645387⁽⁹⁵⁸⁾
(1999)

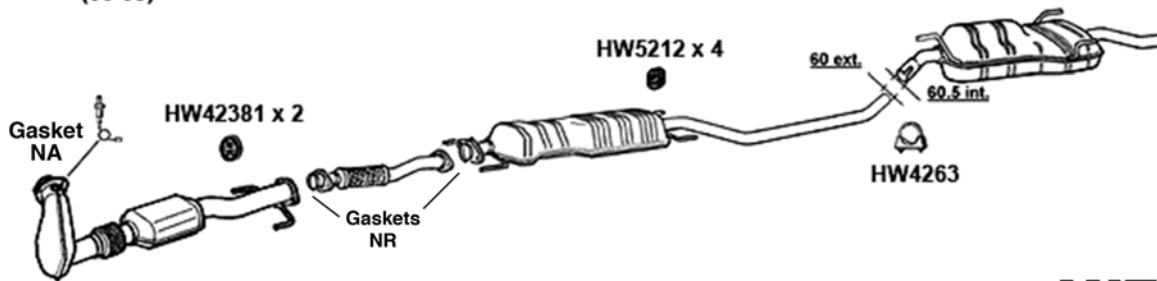
SA 5006
4966990

SA 4005
5322722

SA 4007
4753752
(w/o Polished Tip)

SA 4017
5321658
(w/ Chrome Tip)
HW5212 x 3

642711⁽⁹⁵⁸⁾
(00-03)



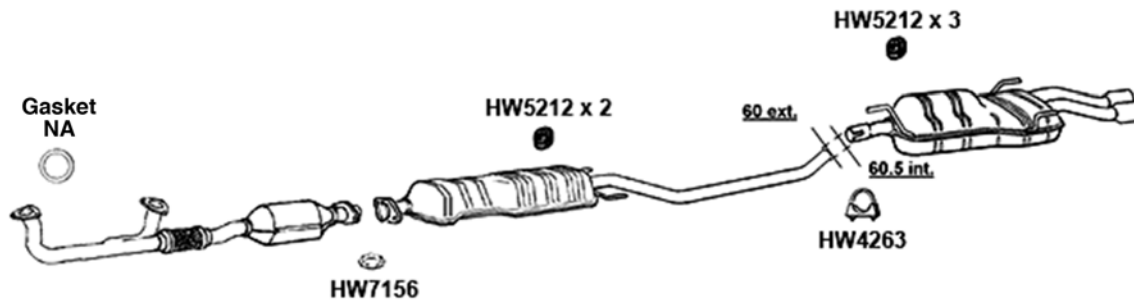
ANSA®

(SA2003) 99-03 6 Cyl. 9-5, 3.0L Engine

642962⁽⁹⁵⁸⁾

SA 4005
5322722

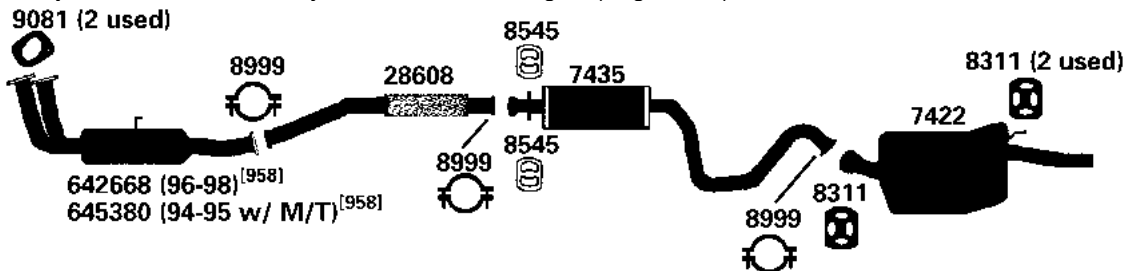
SA 4107
5321666



ANSA®

SAAB 900

(100261) 95-98 4 Cyl. 900; 2.3L Engine (Eng: B234I)



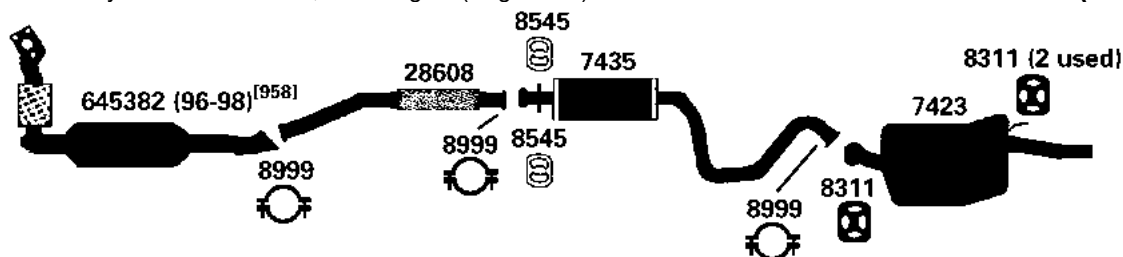
NA-Not Available. NR-Not Required. FL-Remove and Re-Use Old Flange. ● Golden Warehouse. O.E.-Original Equipment.
Airtube Kit [4948] may be required to complete installation. EFI-Electronic Fuel Injection.

[958] Federal & California Emissions. Not For Sale or Use on vehicles licensed in the state of CA & NY (NY vehicles with CA Emissions). Check with your state authority for details.

SAAB 900

95-98 4 Cyl. 900 Turbo; 2.0L Engine (Eng: B204)

(100262)



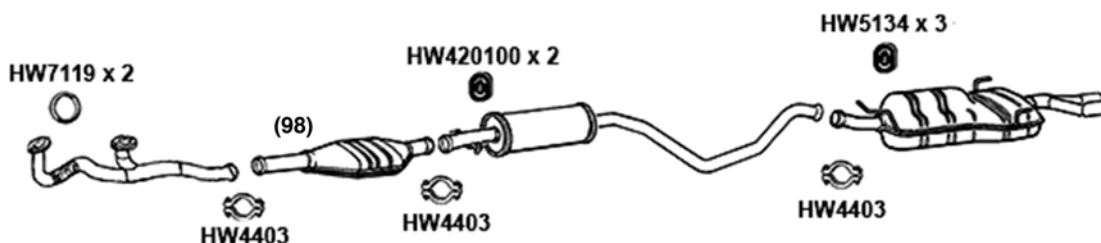
95-97 6 Cyl. 900, 2.5L Engine

(SA1364)

N.A.
4229852

SA 3105
4966859

SA 3307
4528261

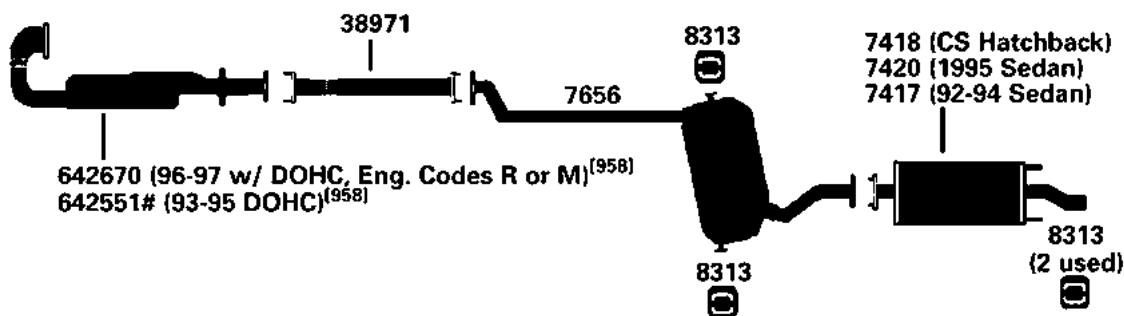


ANSA

SAAB 9000

95-98 4 Cyl. 9000 Turbo, Excluding Aero; 2.3L Engine

(100264)



NA-Not Available. NR-Not Required. FL-Remove and Re-Use Old Flange. ● Golden Warehouse. O.E.-Original Equipment.

Airtube Kit [4948] may be required to complete installation. EFI-Electronic Fuel Injection.

[98] Refer to current Catalytic Converter catalog or Website catalog for availability.

[958] Federal & California Emissions. Not For Sale or Use on vehicles licensed in the state of CA & NY (NY vehicles with CA Emissions). Check with your state authority for details.

SATURN

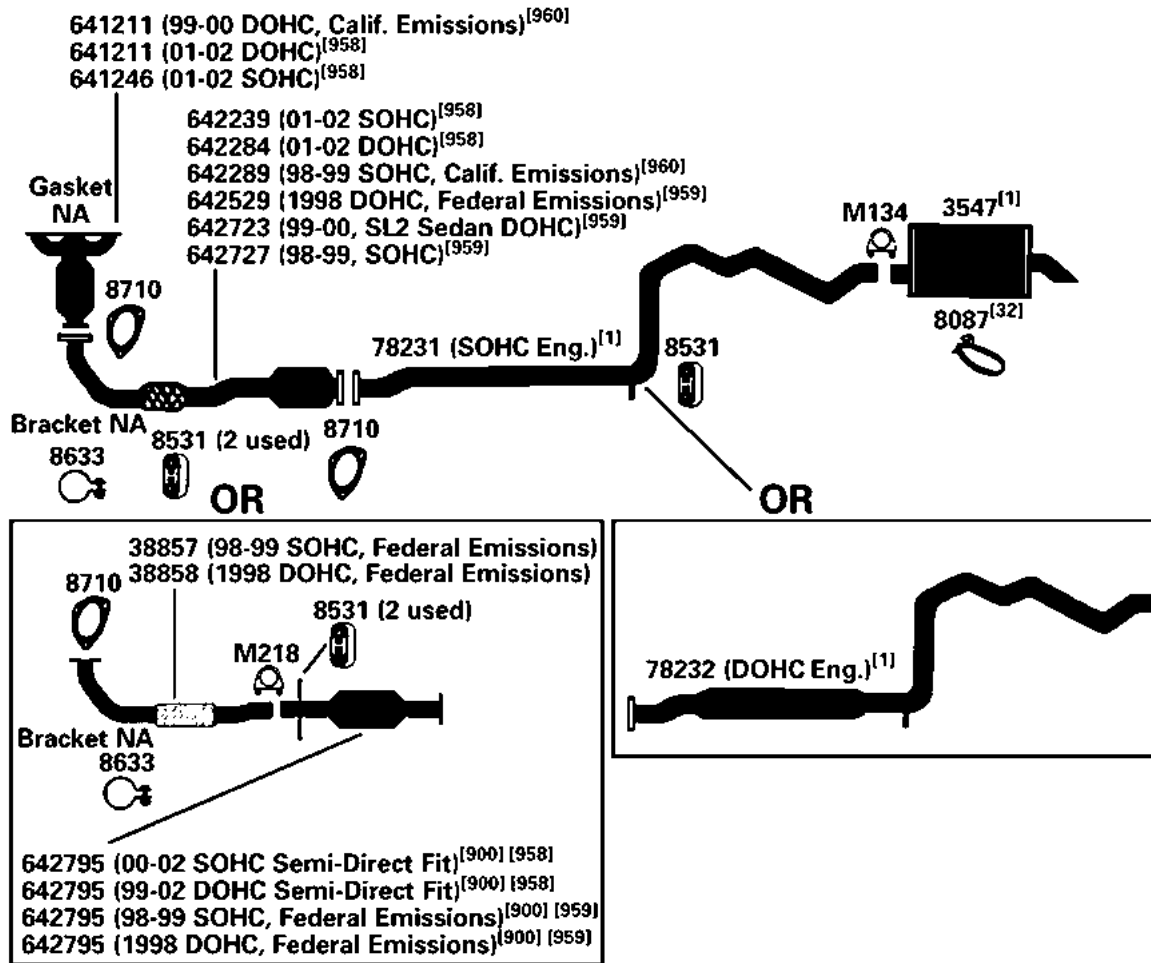
SATURN COUPE, SEDAN, STATION WAGON

(100389)

98-02

4 Cyl.

Coupe, Sedan, Sta. Wagon; 1.9L SOHC & 1.9L DOHC Engines



DIRECT FIT MSL/MAXIMUM Muffler... 700160

NA-Not Available. NR-Not Required. FL-Remove and Re-Use Old Flange. ● Golden Warehouse. O.E.-Original Equipment.

Airtube Kit [4948] may be required to complete installation. EFI-Electronic Fuel Injection.

[1] OE system was a welded assembly. It is recommended that all parts noted [1] should be replaced.

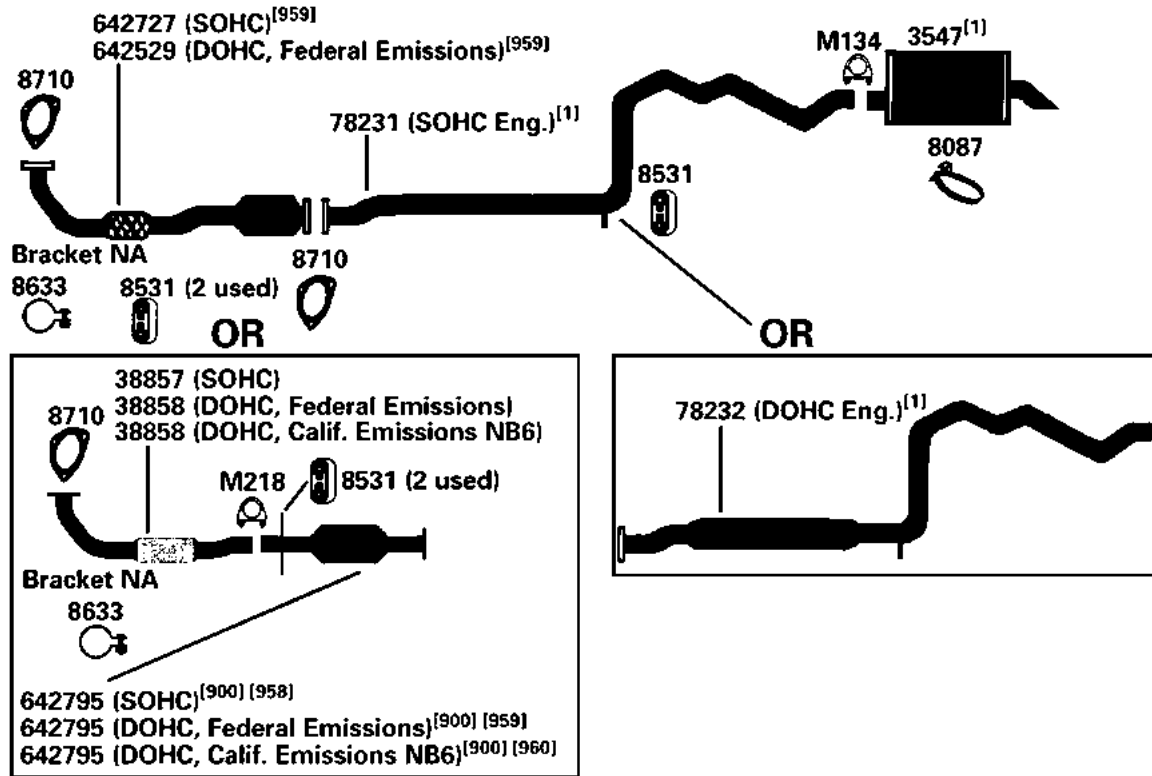
[32] If vehicle is equipped with O.E. stamped muffler, hanger 8087 is required for installation of replacement muffler. Hanger 8087 will NOT fit the O.E. stamped muffler.

[900] Direct fit converter may require resizing, cutting or bushing.

[958] Federal & California Emissions. Not For Sale or Use on vehicles licensed in the state of CA & NY (NY vehicles with CA Emissions). Check with your state authority for details.

[959] Federal Emissions. Not For Sale or Use on vehicles licensed in the state of CA. Check with your state authority.

[960] California Emissions. Not For Sale or Use on vehicles licensed in the state of CA & NY. Check with your state authority.



DIRECT FIT MSL/MAXIMUM Muffler... 700160

NA-Not Available. NR-Not Required. FL-Remove and Re-Use Old Flange. ● Golden Warehouse. O.E.-Original Equipment.

Airtube Kit [4948] may be required to complete installation. EFI-Electronic Fuel Injection.

[1] OE system was a welded assembly. It is recommended that all parts noted [1] should be replaced.

[900] Direct fit converter may require resizing, cutting or bushing.

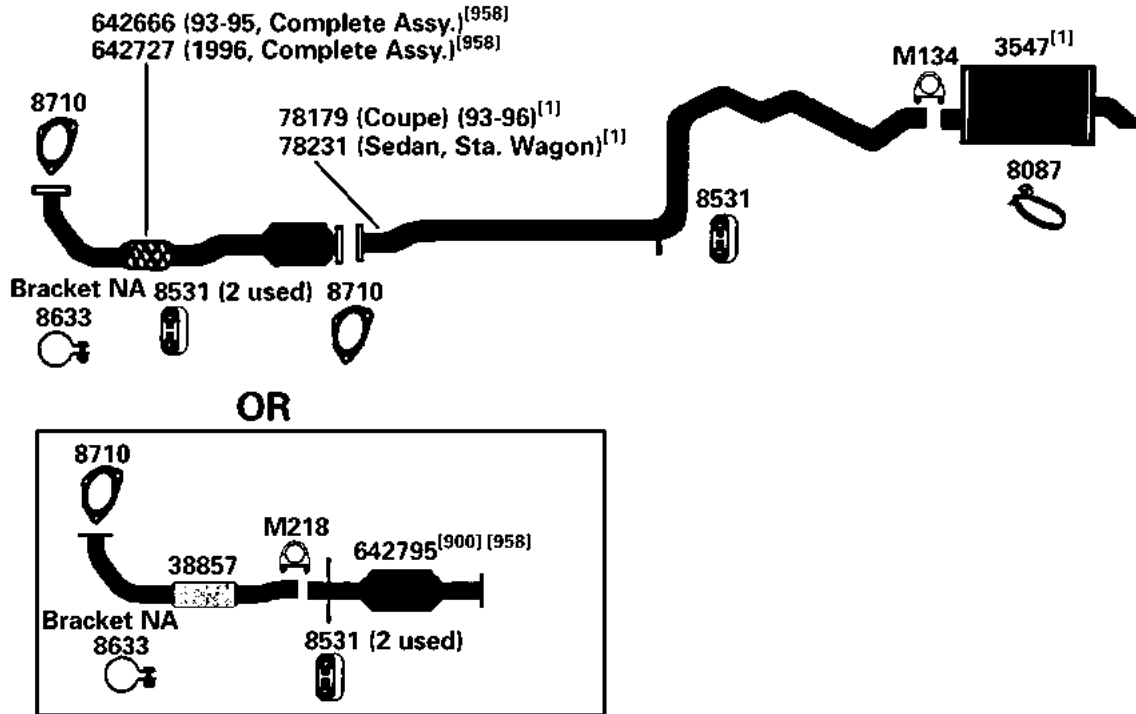
[958] Federal & California Emissions. Not For Sale or Use on vehicles licensed in the state of CA & NY (NY vehicles with CA Emissions). Check with your state authority for details.

[959] Federal Emissions. Not For Sale or Use on vehicles licensed in the state of CA. Check with your state authority.

[960] California Emissions. Not For Sale or Use on vehicles licensed in the state of CA & NY. Check with your state authority.

SATURN COUPE, SEDAN, STATION WAGON

(13728) 95-96 4 Cyl. Saturn Coupe, Sedan, Sta. Wagon; 1.9L SOHC Engine



DIRECT FIT MSL/MAXIMUM Muffler... 700160

NA-Not Available. NR-Not Required. FL-Remove and Re-Use Old Flange. ● Golden Warehouse. O.E.-Original Equipment.

Airtube Kit [4948] may be required to complete installation. EFI-Electronic Fuel Injection.

[1] OE system was a welded assembly. It is recommended that all parts noted [1] should be replaced.

[900] Direct fit converter may require resizing, cutting or bushing.

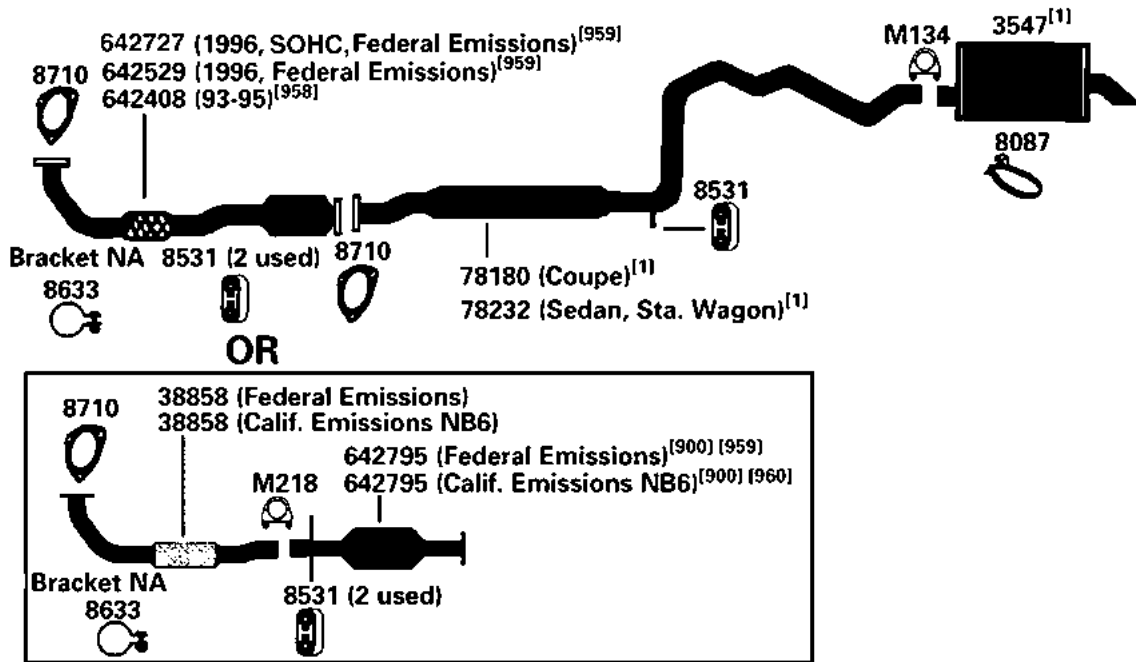
[958] Federal & California Emissions. Not For Sale or Use on vehicles licensed in the state of CA & NY (NY vehicles with CA Emissions). Check with your state authority for details.

[959] Federal Emissions. Not For Sale or Use on vehicles licensed in the state of CA. Check with your state authority.

SATURN COUPE, SEDAN, STATION WAGON

95-96 4 Cyl. Saturn Coupe, Sedan, Sta. Wagon; 1.9L DOHC Engine

(13727)

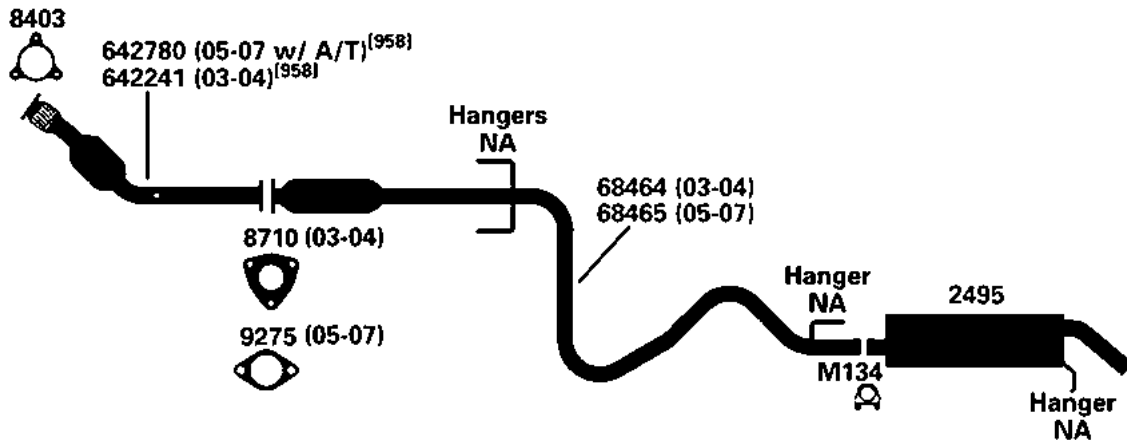


DIRECT FIT MSL/MAXIMUM Muffler... 700160

SATURN ION

03-07 4 Cyl. Ion; 2.2L Engine

(101826)



DIRECT FIT MSL/MAXIMUM Muffler... 700464

NA-Not Available. NR-Not Required. FL-Remove and Re-Use Old Flange. ● Golden Warehouse. O.E.-Original Equipment.
Airtube Kit [4948] may be required to complete installation. EFI-Electronic Fuel Injection.

[1] OE system was a welded assembly. It is recommended that all parts noted [1] should be replaced.

[900] Direct fit converter may require resizing, cutting or bushing.

[958] Federal & California Emissions. Not For Sale or Use on vehicles licensed in the state of CA & NY (NY vehicles with CA Emissions). Check with your state authority for details.

[959] Federal Emissions. Not For Sale or Use on vehicles licensed in the state of CA. Check with your state authority.

[960] California Emissions. Not For Sale or Use on vehicles licensed in the state of CA & NY. Check with your state authority.

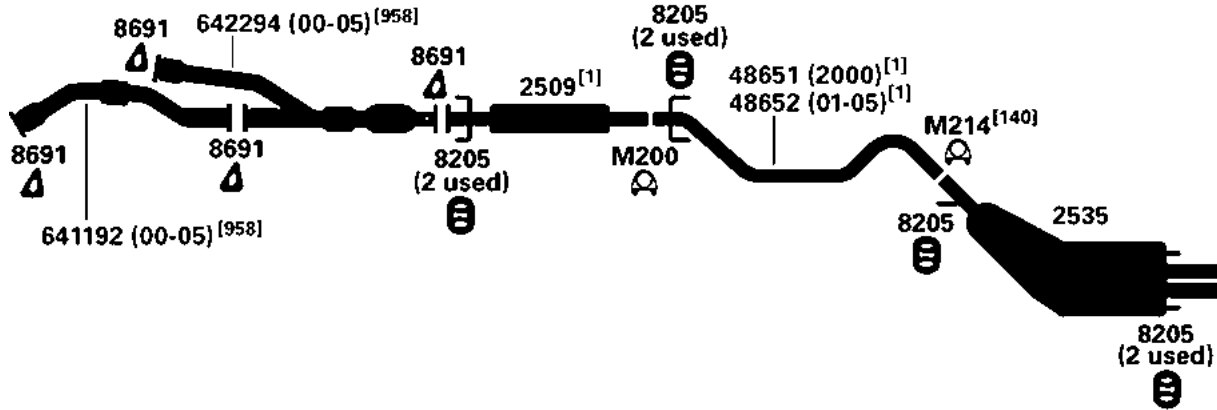
SATURN L100, L200, L300, LS, LS1, LS2, LW1, LW2, LW200, LW300

(100873)

00-05

6 Cyl.

L-Series, 3.0L Engine



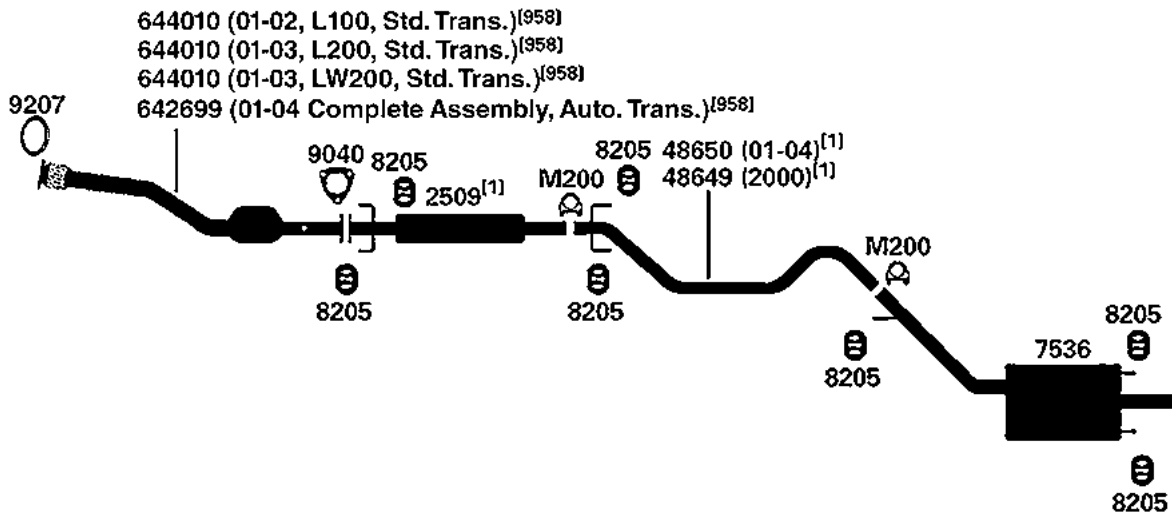
DIRECT FIT MSL/MAXIMUM Muffler... Front 700461

(100872)

00-04

4 Cyl.

L-Series, 2.2L Engine



DIRECT FIT MSL/MAXIMUM Muffler... Front Muffler- 700461

NA-Not Available. NR-Not Required. FL-Remove and Re-Use Old Flange. ● Golden Warehouse. O.E.-Original Equipment.

Airtube Kit [4948] may be required to complete installation. EFI-Electronic Fuel Injection.

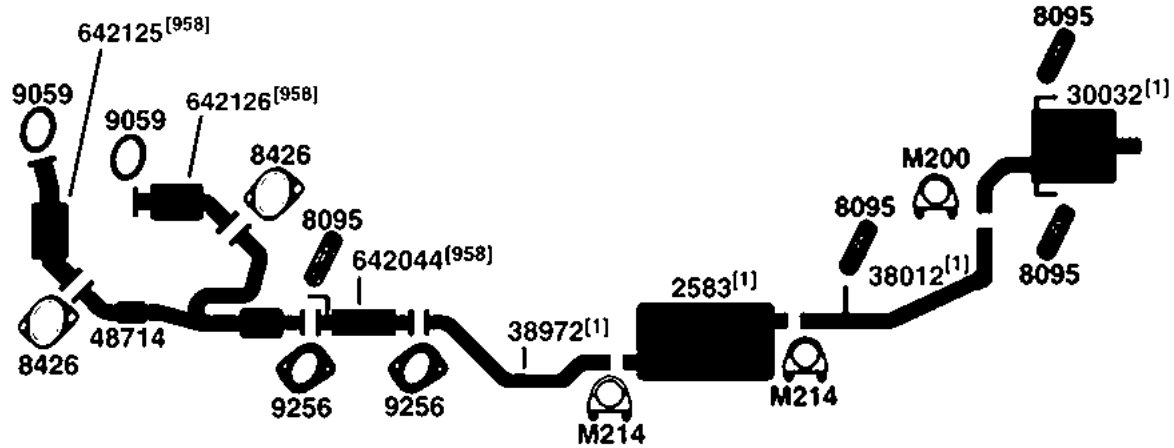
[1] OE system was a welded assembly. It is recommended that all parts noted [1] should be replaced.

[140] Clamp not required if pre-attached to muffler inlet.

[958] Federal & California Emissions. Not For Sale or Use on vehicles licensed in the state of CA & NY (NY vehicles with CA Emissions). Check with your state authority for details.

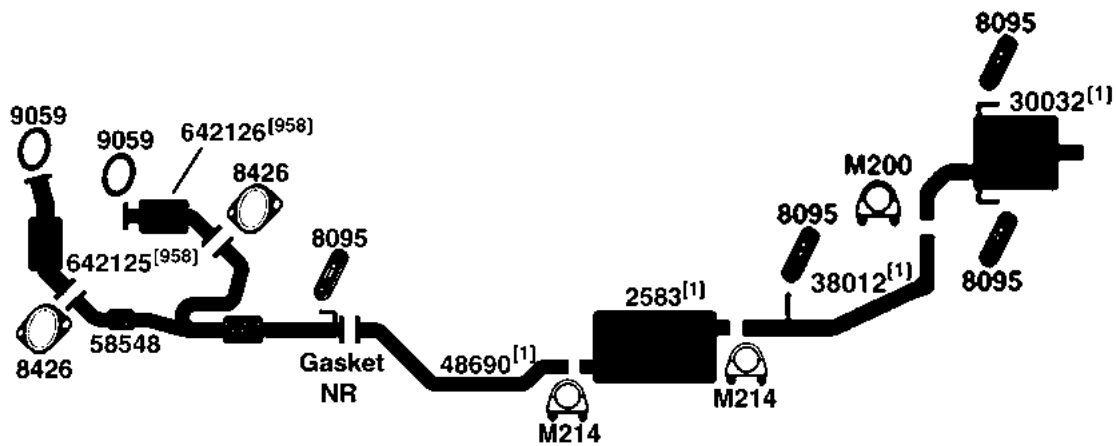
09-10 6 Cyl. Outlook; XE; 3.6L Engine

(102662)



07-08 6 Cyl. Outlook; XE; 3.6L Engine

(102654)



NA-Not Available. NR-Not Required. FL-Remove and Re-Use Old Flange. ● Golden Warehouse. O.E.-Original Equipment.

Airtube Kit [4948] may be required to complete installation. EFI-Electronic Fuel Injection.

[1] OE system was a welded assembly. It is recommended that all parts noted [1] should be replaced.

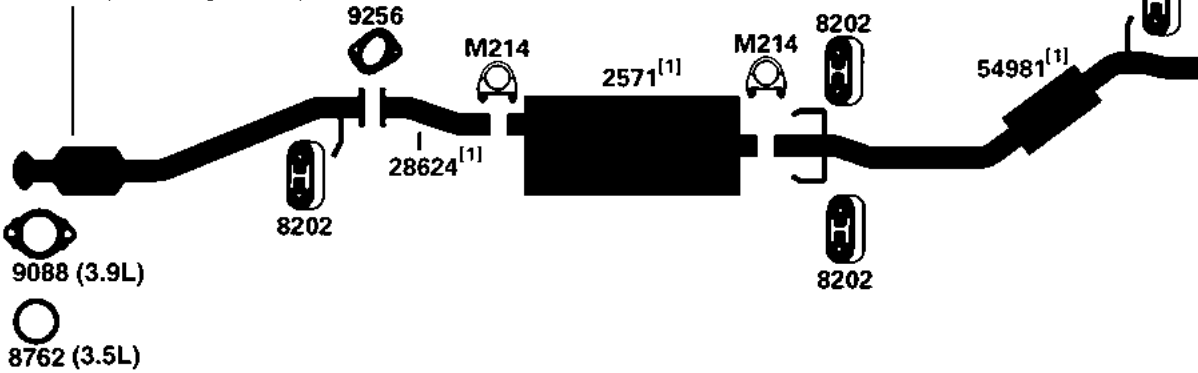
[958] Federal & California Emissions. Not For Sale or Use on vehicles licensed in the state of CA & NY (NY vehicles with CA Emissions). Check with your state authority for details.

SATURN RELAY

(102088) 2007 6 Cyl. Relay-1, Relay-2, Relay-3; 3.9L Engine

643029 (3.9L Eng.)^[958]

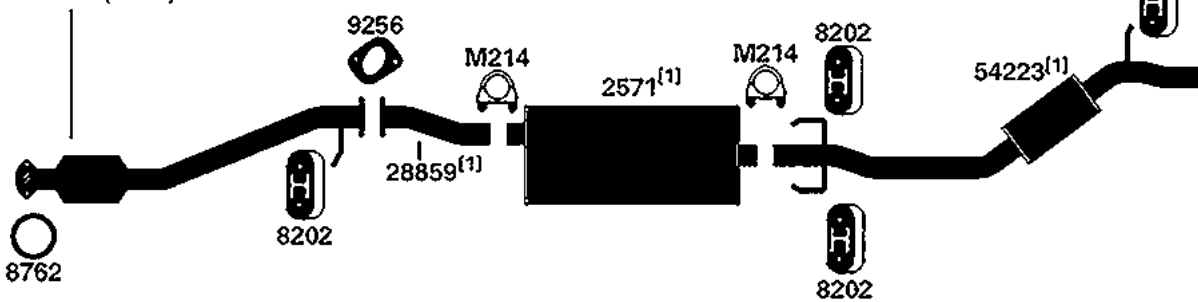
643017 (3.5L Eng., FWD)^[958]



DIRECT FIT MSL/MAXIMUM Muffler... 700469

(102688) 05-06 6 Cyl. Relay; 3.5L Engine, FWD Only

643017 (FWD)^[958]

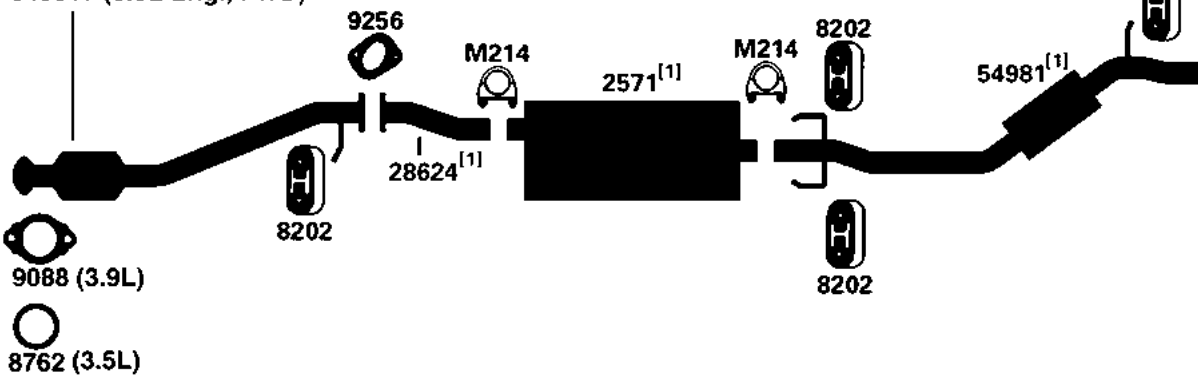


DIRECT FIT MSL/MAXIMUM Muffler... 700469

(102088) 05-06 6 Cyl. Relay; 3.5L Engine; AWD Only

643029 (3.9L Eng.)^[958]

643017 (3.5L Eng., FWD)^[958]



DIRECT FIT MSL/MAXIMUM Muffler... 700469

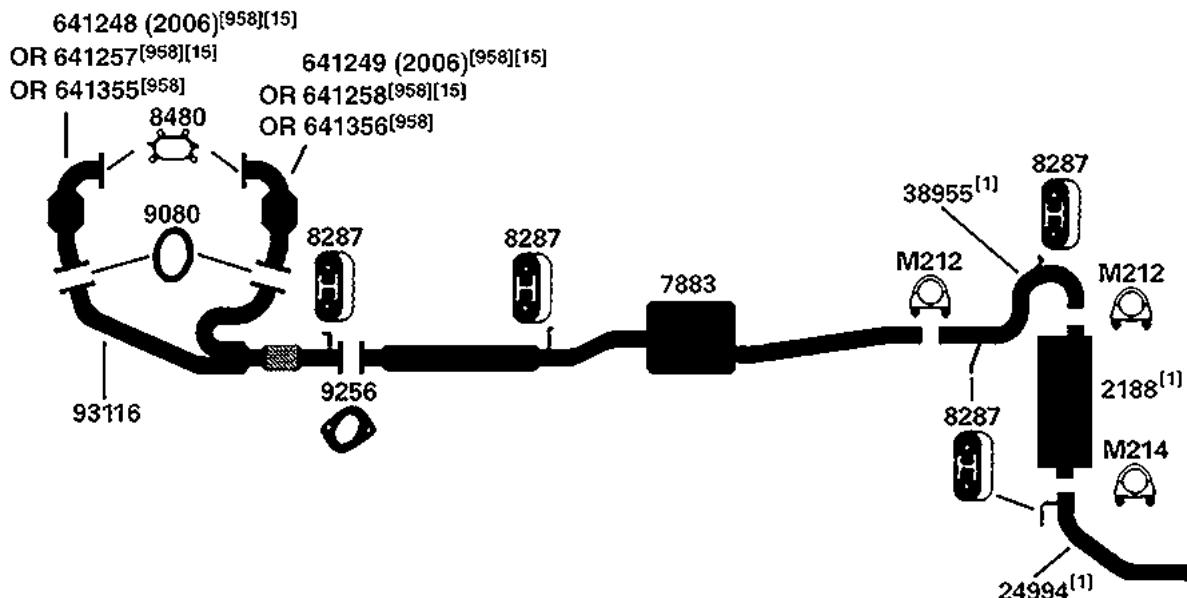
NA-Not Available. NR-Not Required. FL-Remove and Re-Use Old Flange. ● Golden Warehouse. O.E.-Original Equipment.

Airtube Kit [4948] may be required to complete installation. EFI-Electronic Fuel Injection.

[1] OE system was a welded assembly. It is recommended that all parts noted [1] should be replaced.

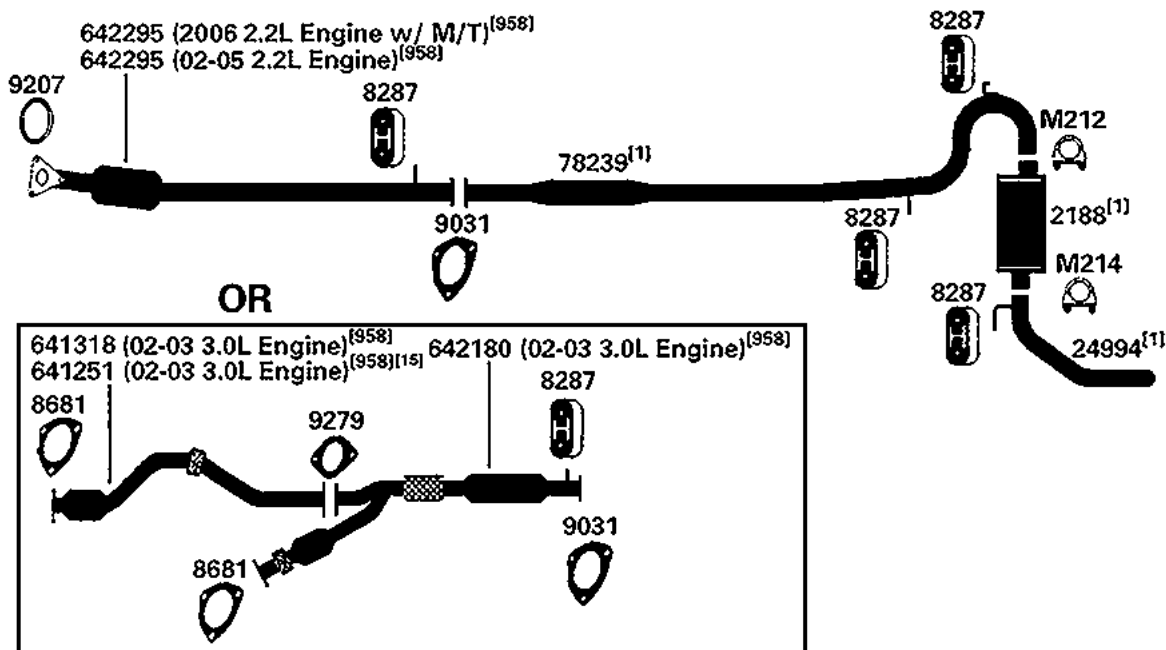
[958] Federal & California Emissions. Not For Sale or Use on vehicles licensed in the state of CA & NY (NY vehicles with CA Emissions). Check with your state authority for details.

04-07 6 Cyl. Vue, 3.5L Engine



DIRECT FIT MSL/MAXIMUM Muffler... 700376

02-07 4 Cyl. Vue; 2.2L Engine
02-03 6 Cyl. Vue; 3.0L Engine; including All Wheel Drive



DIRECT FIT MSL/MAXIMUM Muffler... 700376

NA-Not Available. NR-Not Required. FL-Remove and Re-Use Old Flange. ● Golden Warehouse. O.E.-Original Equipment.

Airtube Kit [4948] may be required to complete installation. EFI-Electronic Fuel Injection.

[1] OE system was a welded assembly. It is recommended that all parts noted [1] should be replaced.

[15] Discontinued, use until inventory is depleted.

[958] Federal & California Emissions. Not For Sale or Use on vehicles licensed in the state of CA & NY (NY vehicles with CA Emissions). Check with your state authority for details.

SCION

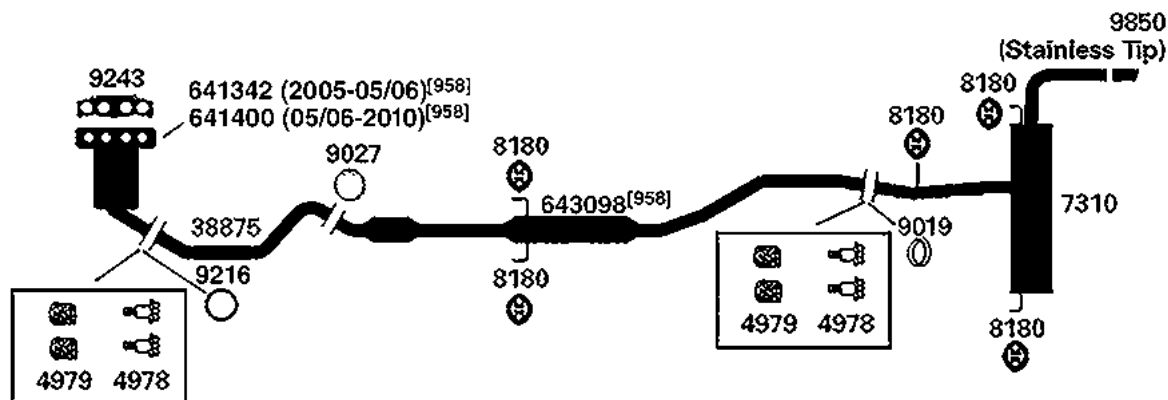
SCION TC

(101875)

05-10

4 Cyl.

TC, 2.4L Engine



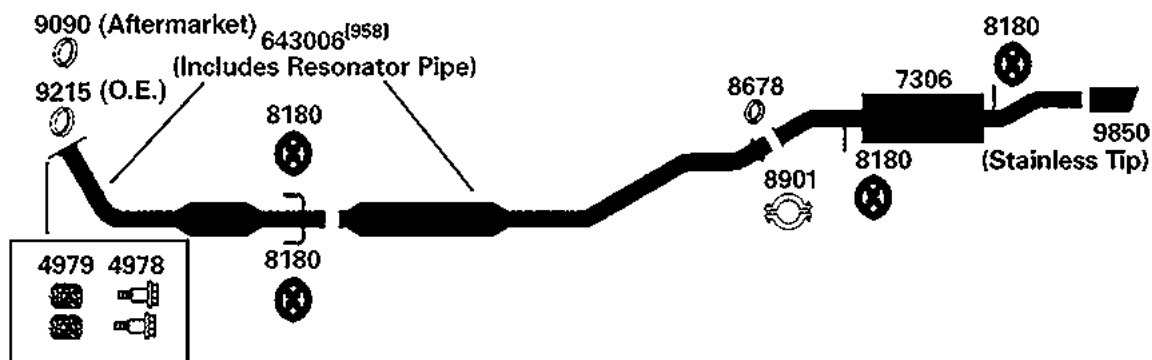
SCION XA

(101809)

04-06

4 Cyl.

XA, 1.5L Engine



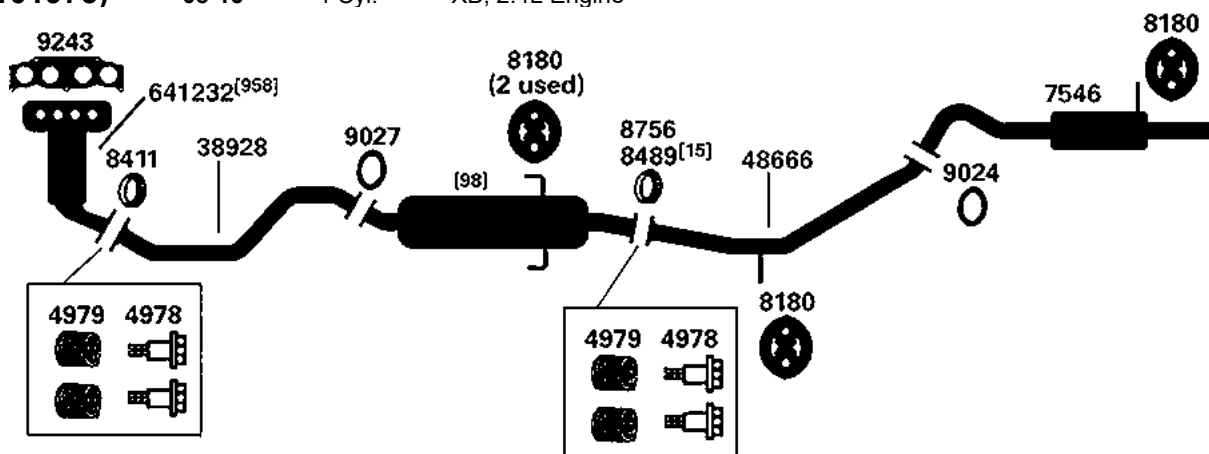
SCION XB

(101975)

08-15

4 Cyl.

XB, 2.4L Engine



NA-Not Available. NR-Not Required. FL-Remove and Re-Use Old Flange. ● Golden Warehouse. O.E.-Original Equipment.

Airtube Kit [4948] may be required to complete installation. EFI-Electronic Fuel Injection.

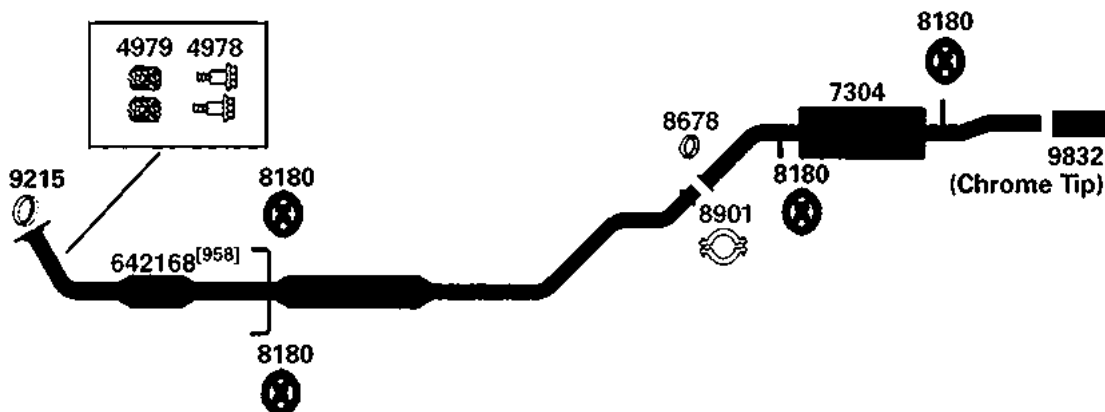
[15] Discontinued, use until inventory is depleted.

[98] Refer to current Catalytic Converter catalog or Website catalog for availability.

[958] Federal & California Emissions. Not For Sale or Use on vehicles licensed in the state of CA & NY (NY vehicles with CA Emissions). Check with your state authority for details.

04-06 4 Cyl. XB, 1.5L Engine

(100736)

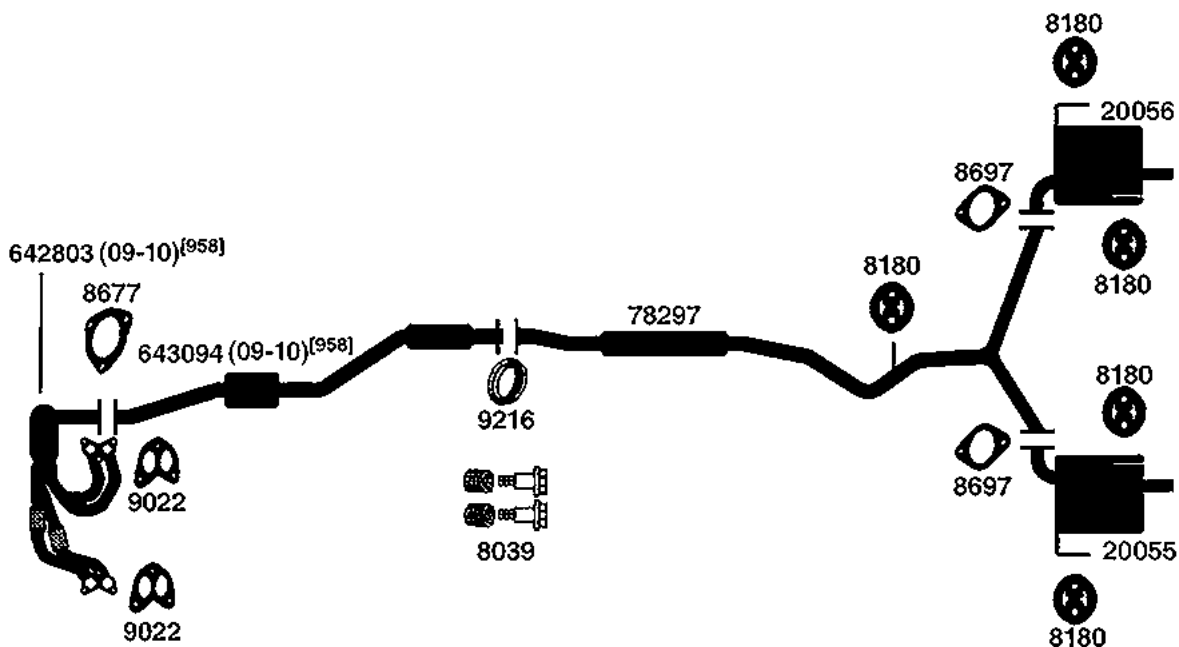


SUBARU

SUBARU FORESTER

09-13 4 Cyl. Forester X, X Convenience, X Limited, X Premium, X Touring; 2.5L Engine; Non-Turbo

(102692)

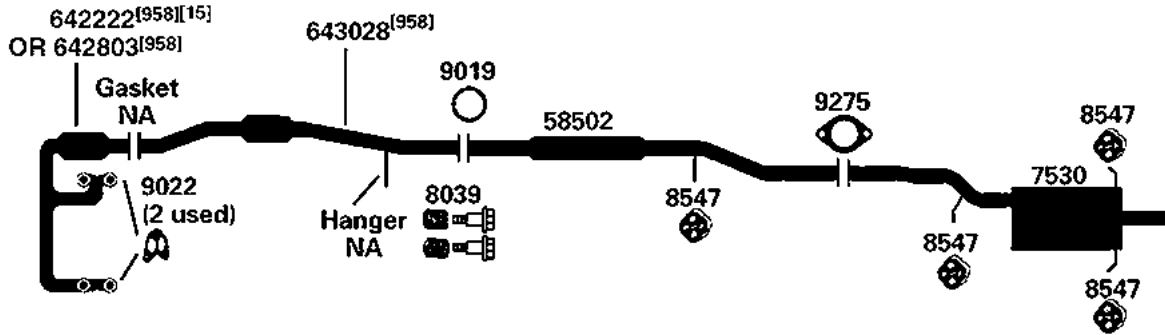


NA-Not Available. NR-Not Required. FL-Remove and Re-Use Old Flange. ● Golden Warehouse. O.E.-Original Equipment.
Airtube Kit [4948] may be required to complete installation. EFI-Electronic Fuel Injection.

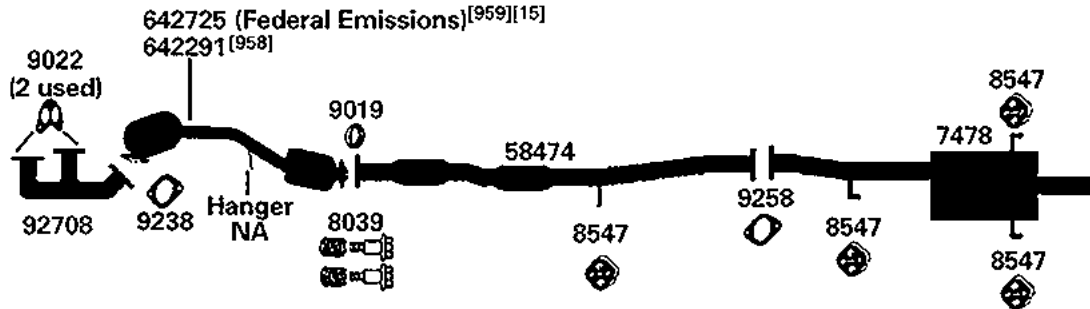
[958] Federal & California Emissions. Not For Sale or Use on vehicles licensed in the state of CA & NY (NY vehicles with CA Emissions). Check with your state authority for details.

SUBARU FORESTER

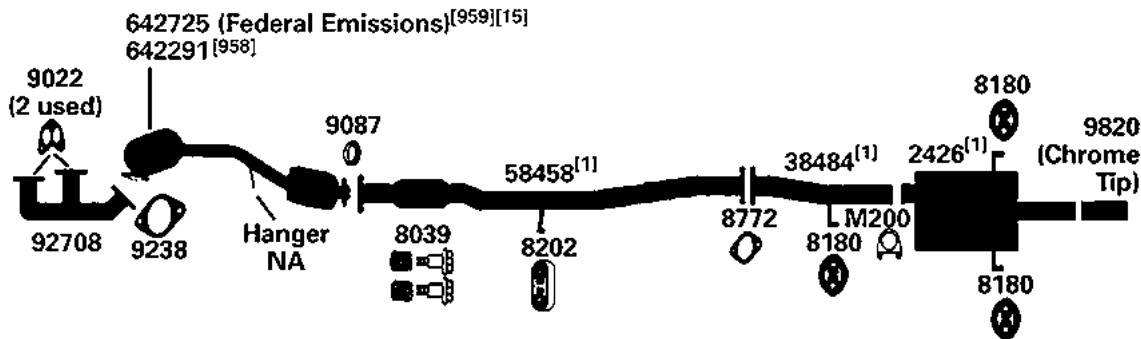
(101912) 06-08 4 Cyl. Forester X, L.L. Bean Edition; 2.5L Engine



(100650) 03-05 4 Cyl. Forester X, XS; 2.5L Engine



(100498) 99-02 4 Cyl. Forester; 2.5L Engine (Through 2/02)



DIRECT FIT MSL/MAXIMUM Muffler... 700416

NA-Not Available. NR-Not Required. FL-Remove and Re-Use Old Flange. ● Golden Warehouse. O.E.-Original Equipment.

Airtube Kit [4948] may be required to complete installation. EFI-Electronic Fuel Injection.

[1] OE system was a welded assembly. It is recommended that all parts noted [1] should be replaced.

[15] Discontinued, use until inventory is depleted.

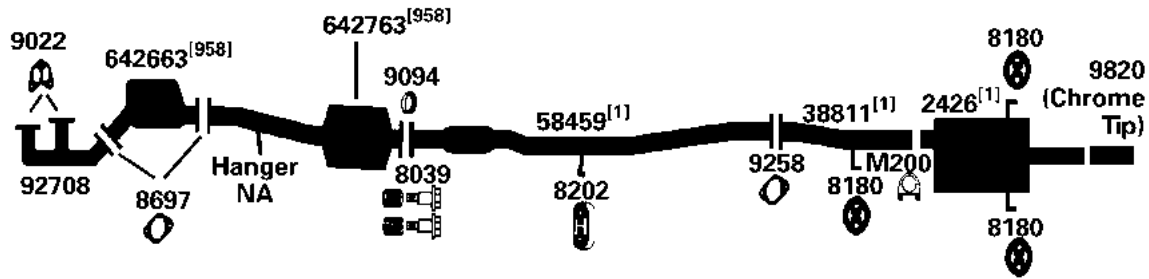
[958] Federal & California Emissions. Not For Sale or Use on vehicles licensed in the state of CA & NY (NY vehicles with CA Emissions). Check with your state authority for details.

[959] Federal Emissions. Not For Sale or Use on vehicles licensed in the state of CA. Check with your state authority.

SUBARU FORESTER

1998 4 Cyl. Forester; 2.5L Engine

(100550)

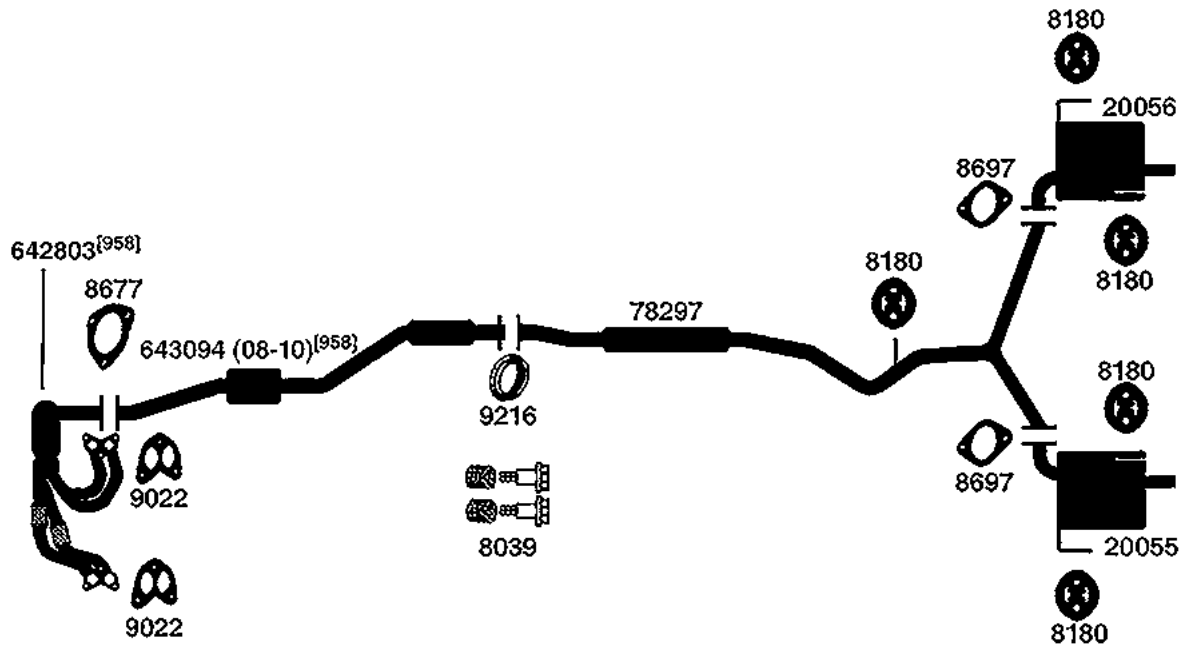


DIRECT FIT MSL/MAXIMUM Muffler... 700416

SUBARU IMPREZA

08-11 4 Cyl. Impreza 2.5i Sedan, 2.5L Engine

(102707)



NA-Not Available. NR-Not Required. FL-Remove and Re-Use Old Flange. ● Golden Warehouse. O.E.-Original Equipment.

Airtube Kit [4948] may be required to complete installation. EFI-Electronic Fuel Injection.

[1] OE system was a welded assembly. It is recommended that all parts noted [1] should be replaced.

[958] Federal & California Emissions. Not For Sale or Use on vehicles licensed in the state of CA & NY (NY vehicles with CA Emissions). Check with your state authority for details.

SUBARU IMPREZA

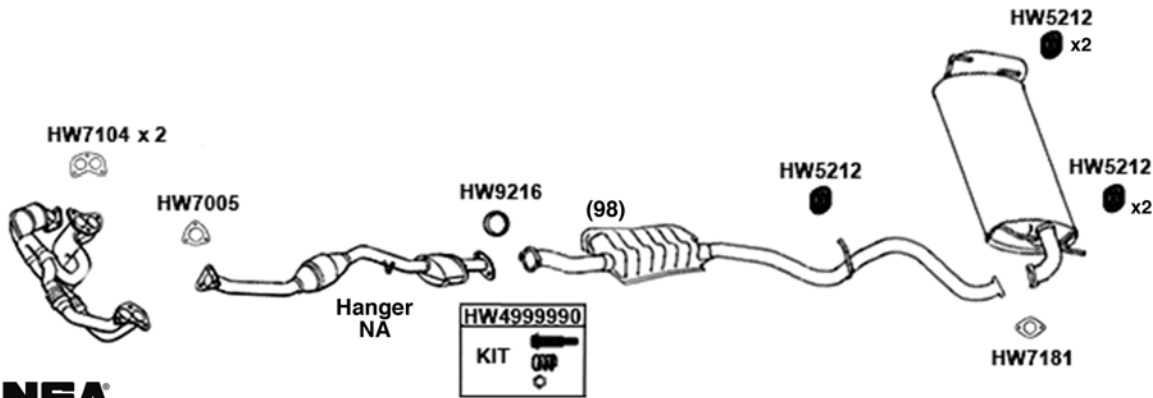
(SU136) 08-11 4 Cyl. Impreza, 2.5L Engine, Non Turbo, Wagon

642803⁽⁹⁵⁸⁾

643094⁽⁹⁵⁸⁾
(08-10)

SU 8505
44200-FG140

SU 8507
44300-FG320

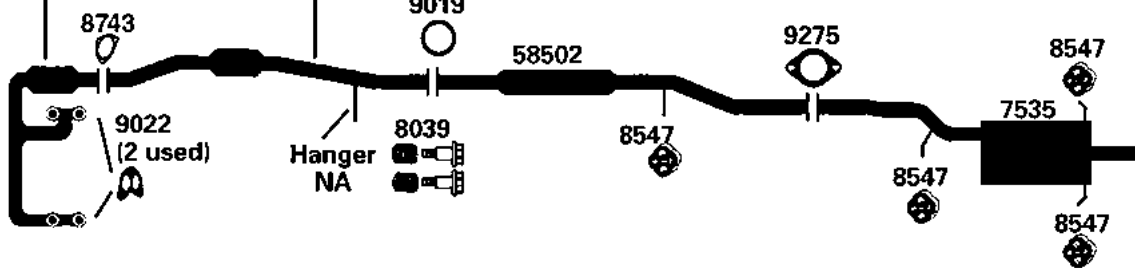


ANSA

(101914) 06-07 4 Cyl. Impreza 2.5i Sedan, 2.5L Engine

642222⁽⁹⁵⁸⁾[15]
OR 642803⁽⁹⁵⁸⁾

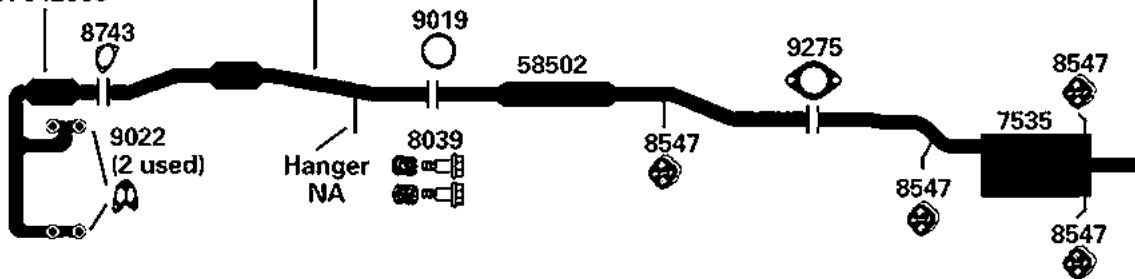
643028⁽⁹⁵⁸⁾



(101913) 06-07 4 Cyl. Impreza Outback Sport, 2.5L Engine
06-07 4 Cyl. Impreza 2.5i Sta. Wagon, 2.5L Engine

642222⁽⁹⁵⁸⁾[15]
OR 642803⁽⁹⁵⁸⁾

643028 (06-07)⁽⁹⁵⁸⁾



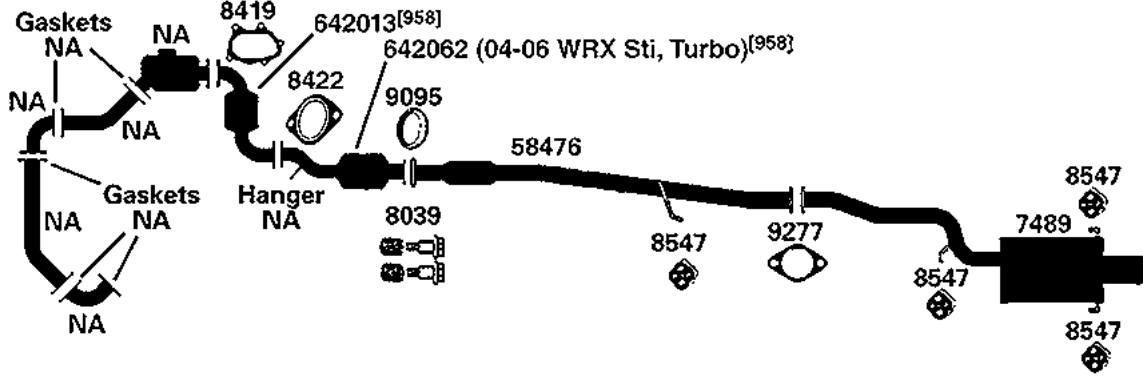
NA-Not Available. NR-Not Required. FL-Remove and Re-Use Old Flange. ● Golden Warehouse. O.E.-Original Equipment.

Airtube Kit [4948] may be required to complete installation. EFI-Electronic Fuel Injection.

[15] Discontinued, use until inventory is depleted.

[958] Federal & California Emissions. Not For Sale or Use on vehicles licensed in the state of CA & NY (NY vehicles with CA Emissions). Check with your state authority for details.

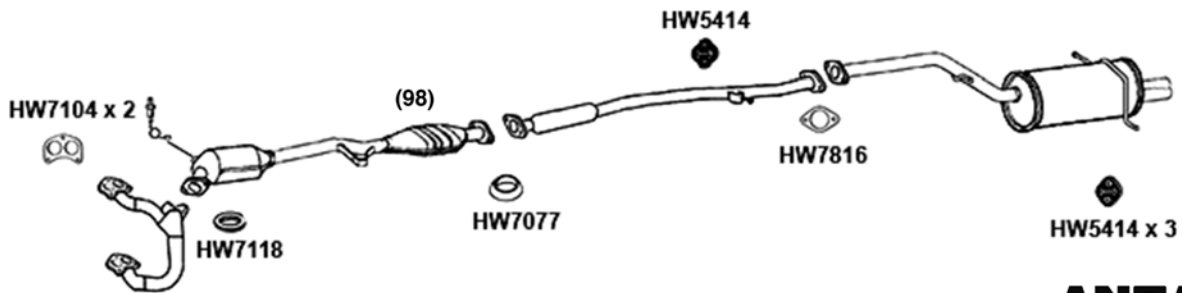
04-07 4 Cyl. Impreza WRX STi, 2.5L Engine (101948)



02-05 4 Cyl. Impreza WRX, 2.0L Engine (SU112)

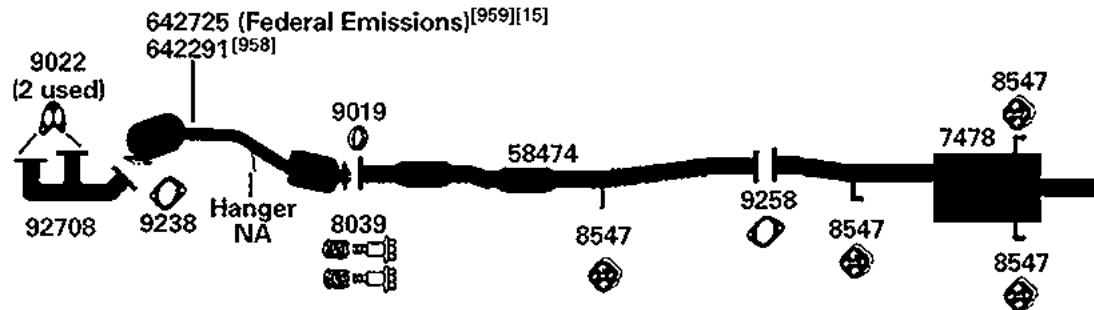
N.A.

SU30147
44300FE020



ANSA®

2005 4 Cyl. Impreza Outback Sport, 2.5L Engine (100650)



NA-Not Available. NR-Not Required. FL-Remove and Re-Use Old Flange. ● Golden Warehouse. O.E.-Original Equipment.

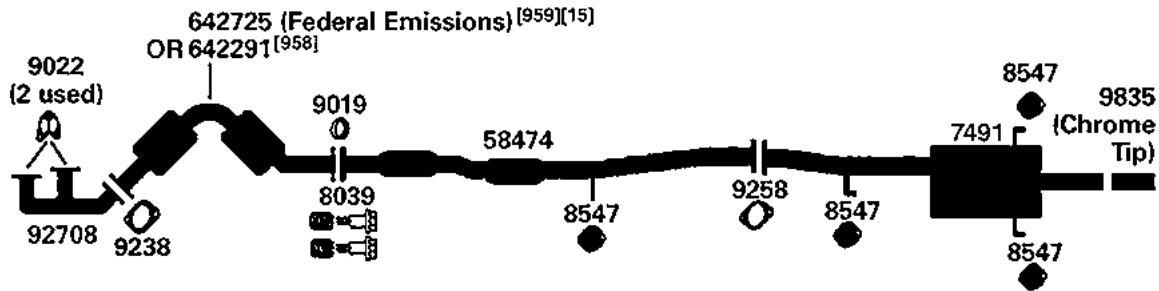
Airtube Kit [4948] may be required to complete installation. EFI-Electronic Fuel Injection.

[98] Refer to current Catalytic Converter catalog or Website catalog for availability.
[958] Federal & California Emissions. Not For Sale or Use on vehicles licensed in the state of CA & NY (NY vehicles with CA Emissions). Check with your state authority for details.

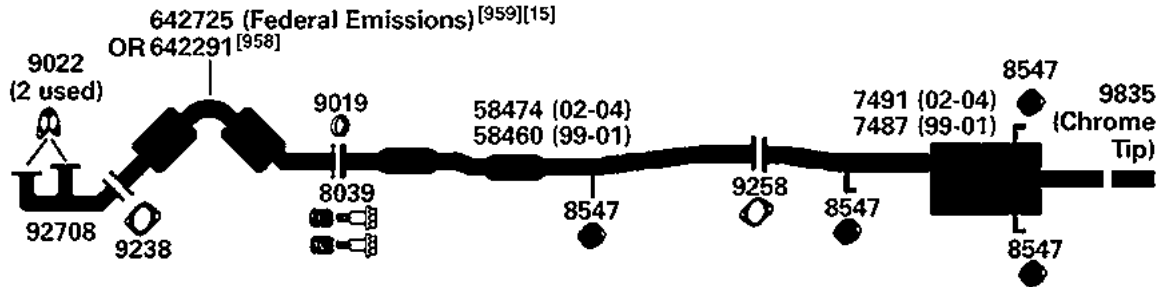
[959] Federal Emissions. Not For Sale or Use on vehicles licensed in the state of CA. Check with your state authority.
[960] California Emissions. Not For Sale or Use on vehicles licensed in the state of CA & NY. Check with your state authority.

SUBARU IMPREZA

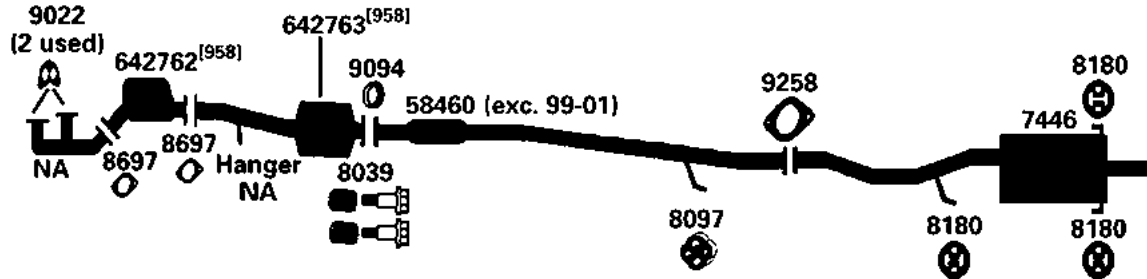
(100660) 02-04 4 Cyl. Impreza TS Sta. Wagon; 2.5L Engine




(100651) 99-04 4 Cyl. Impreza RS; 2.5L Engine



(100661) 96-01 4 Cyl. Impreza Outback Sta. Wagon; 2.2L Engine



(100519) 95-01 4 Cyl. Impreza L, LX; 2.2L Engine
1998 4 Cyl. Impreza 2.5RS Coupe, 2.5L Engine
1997 4 Cyl. Impreza 1.8L Engine



NA-Not Available. NR-Not Required. FL-Remove and Re-Use Old Flange. ● Golden Warehouse. O.E.-Original Equipment.

Airtube Kit [4948] may be required to complete installation. EFI-Electronic Fuel Injection.

[15] Discontinued, use until inventory is depleted.

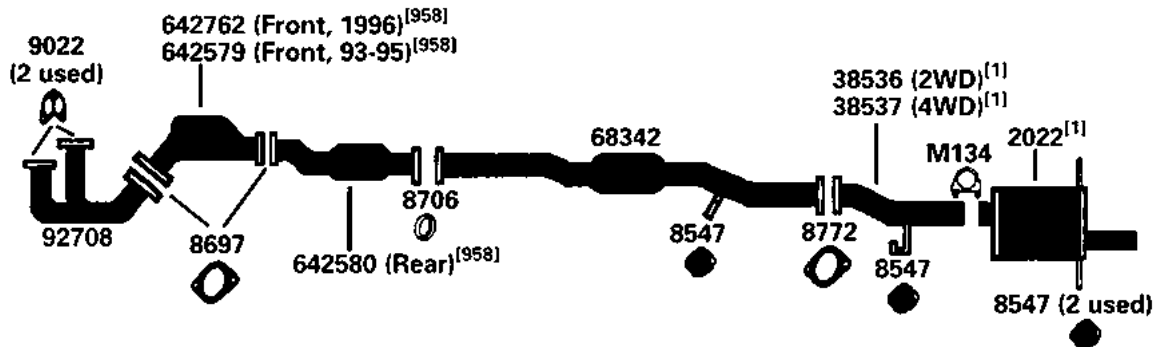
[958] Federal & California Emissions. Not For Sale or Use on vehicles licensed in the state of CA & NY (NY vehicles with CA Emissions). Check with your state authority for details.

[959] Federal Emissions. Not For Sale or Use on vehicles licensed in the state of CA. Check with your state authority.

SUBARU IMPREZA

95-96 4 Cyl. Impreza 2-Door Coupe, 4-Door Sedan; 1.8L Engine

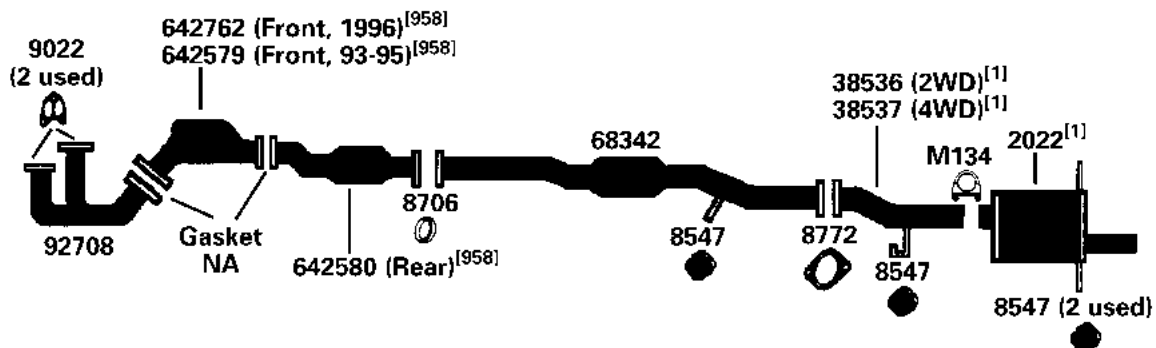
(13528)



DIRECT FIT MSL/MAXIMUM Muffler... 700405

95-96 4 Cyl. Impreza Sta. Wagon, 1.8L Engine

(13931)

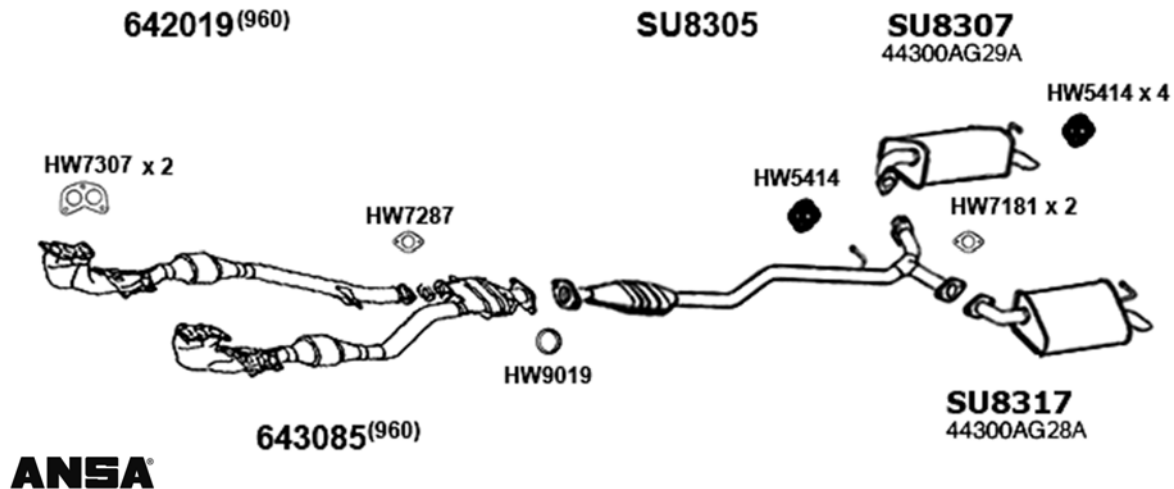


DIRECT FIT MSL/MAXIMUM Muffler... 700405

SUBARU LEGACY

2005 4 Cyl. Legacy, 2.5L Engine, Non-Turbo Sedan, California Emissions

(SU133B)



NA-Not Available. NR-Not Required. FL-Remove and Re-Use Old Flange. ● Golden Warehouse. O.E.-Original Equipment.
 # Airtube Kit [4948] may be required to complete installation. EFI-Electronic Fuel Injection.

[1] OE system was a welded assembly. It is recommended that all parts noted [1] should be replaced.

[958] Federal & California Emissions. Not For Sale or Use on vehicles licensed in the state of CA & NY (NY vehicles with CA Emissions). Check with your state authority for details.

[960] California Emissions. Not For Sale or Use on vehicles licensed in the state of CA & NY. Check with your state authority.

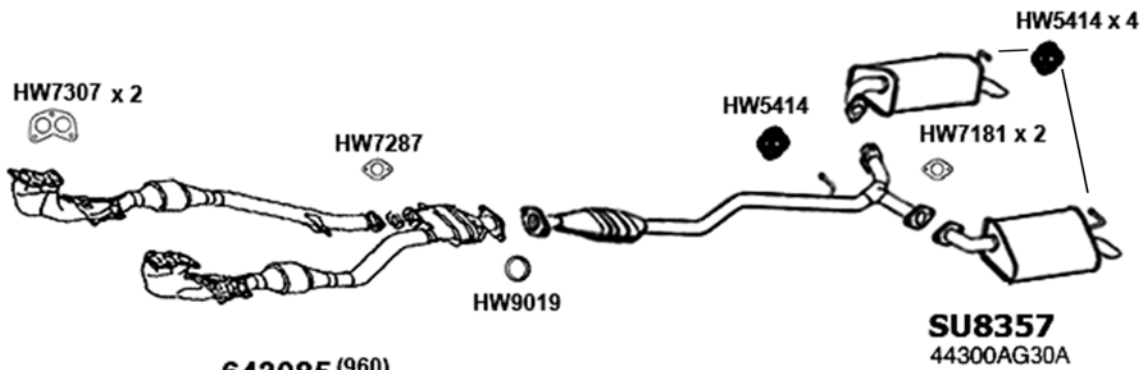
SUBARU LEGACY

(SU137) 2005 4 Cyl. Legacy, 2.5L Engine, Non-Turbo Wagon, California Emissions

642019 (960)

SU8305

SU8347
44300AG31A



ANSA

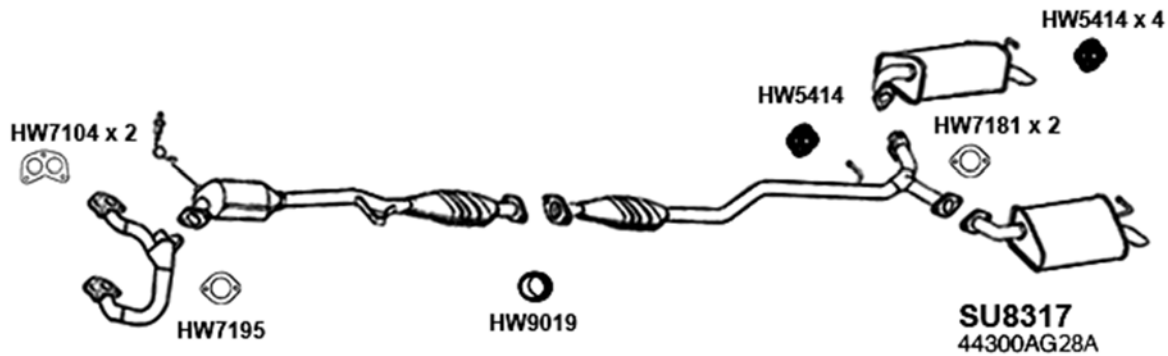
(SU132D) 2005 4 Cyl. Legacy, 2.5L Engine, Non-Turbo Sedan, Federal Emissions

N.A.

642291 (958)

SU8315

SU8307
44300AG29A



ANSA

NA-Not Available. NR-Not Required. FL-Remove and Re-Use Old Flange. ● Golden Warehouse. O.E.-Original Equipment.

Airtube Kit [4948] may be required to complete installation. EFI-Electronic Fuel Injection.

[958] Federal & California Emissions. Not For Sale or Use on vehicles licensed in the state of CA & NY (NY vehicles with CA Emissions). Check with your state authority for details.

[960] California Emissions. Not For Sale or Use on vehicles licensed in the state of CA & NY. Check with your state authority.

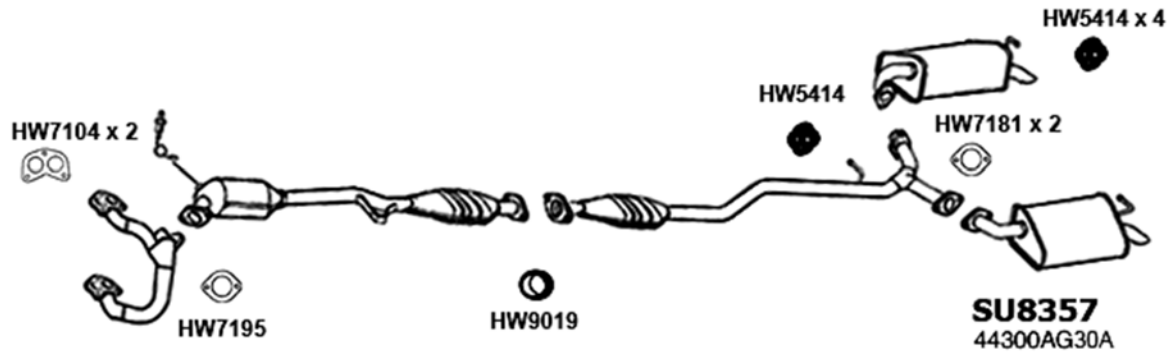
2005 4 Cyl. Legacy, 2.5L Engine, Non-Turbo Wagon, Federal Emissions (SU138)

N.A.

642291⁽⁹⁵⁸⁾

SU8315

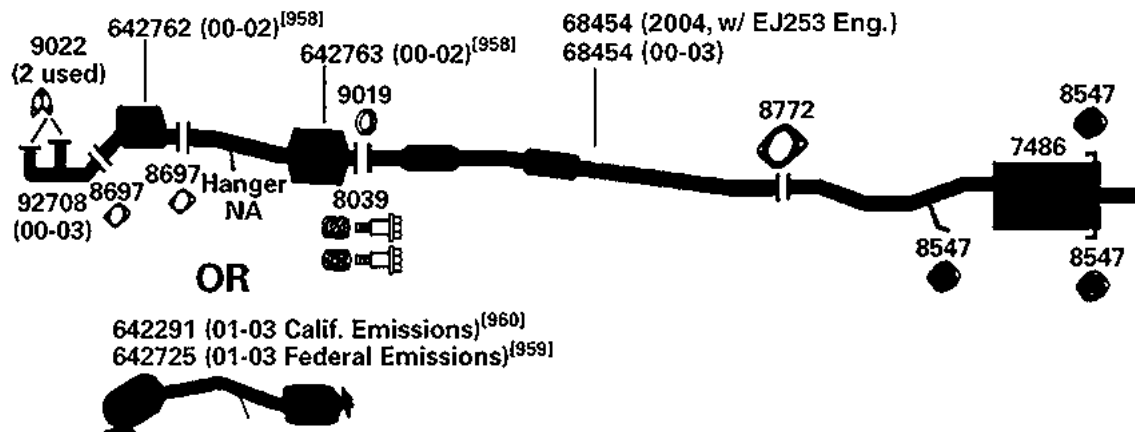
SU8347
44300AG31A



ANSA

00-04 4 Cyl. Legacy Sedan, L, GT; 2.5L Engine; AWD

(100653)



NA-Not Available. NR-Not Required. FL-Remove and Re-Use Old Flange. ● Golden Warehouse. O.E.-Original Equipment.

Airtube Kit [4948] may be required to complete installation. EFI-Electronic Fuel Injection.

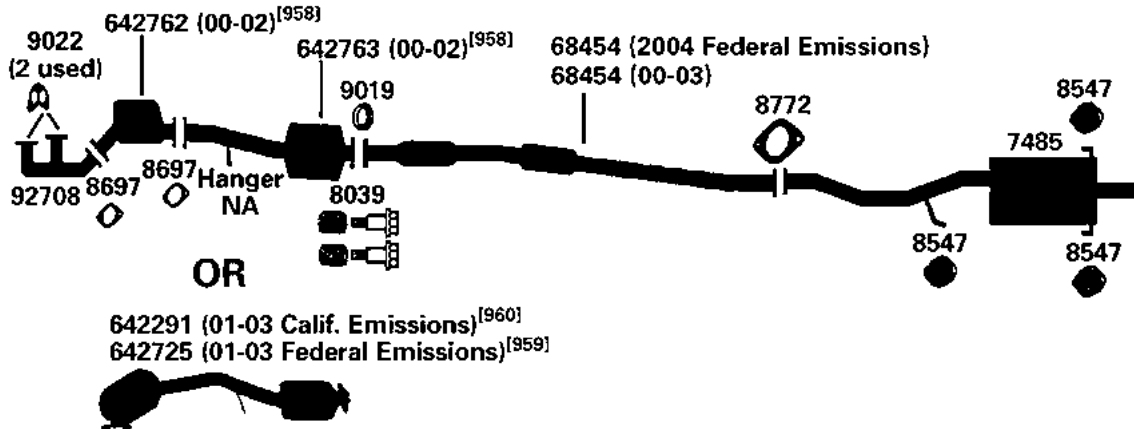
[958] Federal & California Emissions. Not For Sale or Use on vehicles licensed in the state of CA & NY (NY vehicles with CA Emissions). Check with your state authority for details.

[959] Federal Emissions. Not For Sale or Use on vehicles licensed in the state of CA. Check with your state authority.

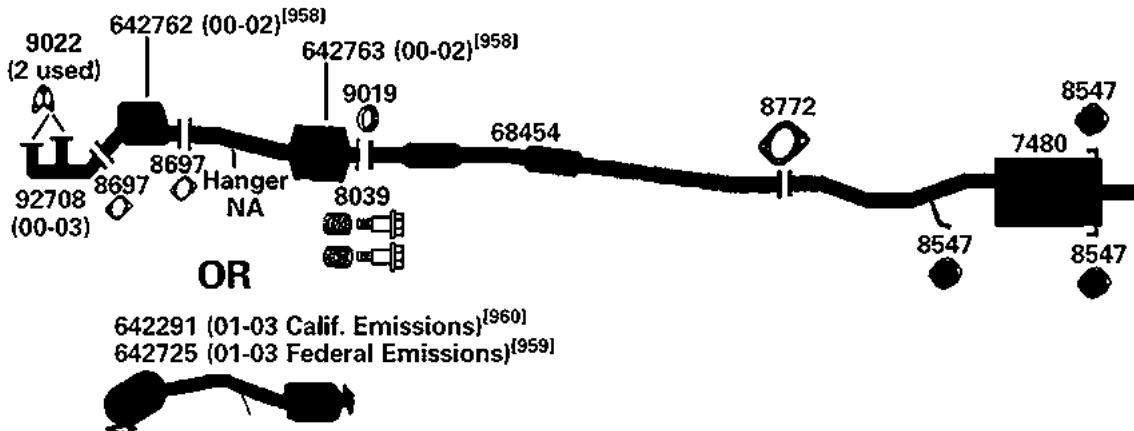
[960] California Emissions. Not For Sale or Use on vehicles licensed in the state of CA & NY. Check with your state authority.

SUBARU LEGACY

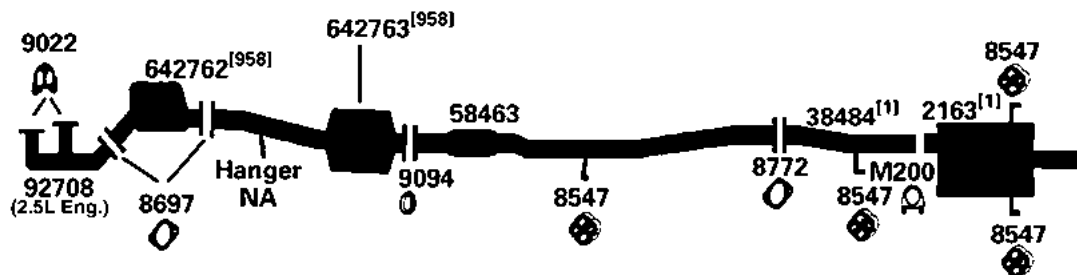
(100654) 00-04 2000 4 Cyl. Legacy L, GT Sta. Wagon; 2.5L Engine; AWD
Legacy Brighton Sta. Wagon; 2.5L Engine; AWD



(100652) 00-03 4 Cyl. Legacy Outback Limited Sedan; 2.5L Engine; AWD



(100518) 96-99 4 Cyl. Legacy Outback 2.5L Engine, AWD
1996 4 Cyl. Legacy Outback 2.2L Engine, AWD



DIRECT FIT MSL/MAXIMUM Muffler... 700413

NA-Not Available. NR-Not Required. FL-Remove and Re-Use Old Flange. ● Golden Warehouse. O.E.-Original Equipment.
Airtube Kit [4948] may be required to complete installation. EFI-Electronic Fuel Injection.

[1] OE system was a welded assembly. It is recommended that all parts noted [1] should be replaced.


[958] Federal & California Emissions. Not For Sale or Use on vehicles licensed in the state of CA & NY (NY vehicles with CA Emissions). Check with your state authority for details.

[959] Federal Emissions. Not For Sale or Use on vehicles licensed in the state of CA. Check with your state authority.

[960] California Emissions. Not For Sale or Use on vehicles licensed in the state of CA & NY. Check with your state authority.

96-99 4 Cyl. Legacy Outback Sta. Wagon; 2.5L Engine, AWD
 1996 4 Cyl. Legacy Outback Sta. Wagon; 2.2L Engine, AWD

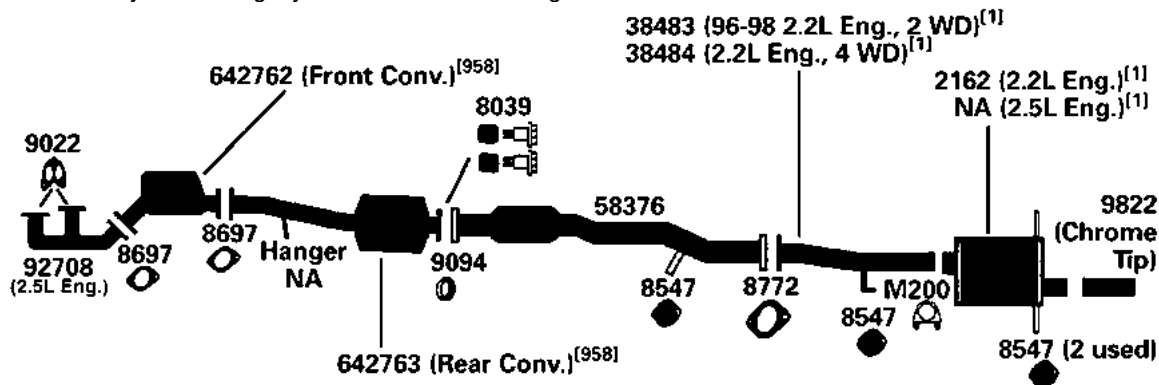
(100662)



DIRECT FIT MSL/MAXIMUM Muffler... 700413

96-99 4 Cyl. Legacy 4-Door Sedan 2.5L Engine
 95-99 4 Cyl. Legacy 4-Door Sedan 2.2L Engine

(101870)



DIRECT FIT MSL/MAXIMUM Muffler... 700408 (2.2L Eng.)

NA-Not Available. NR-Not Required. FL-Remove and Re-Use Old Flange. ● Golden Warehouse. O.E.-Original Equipment.

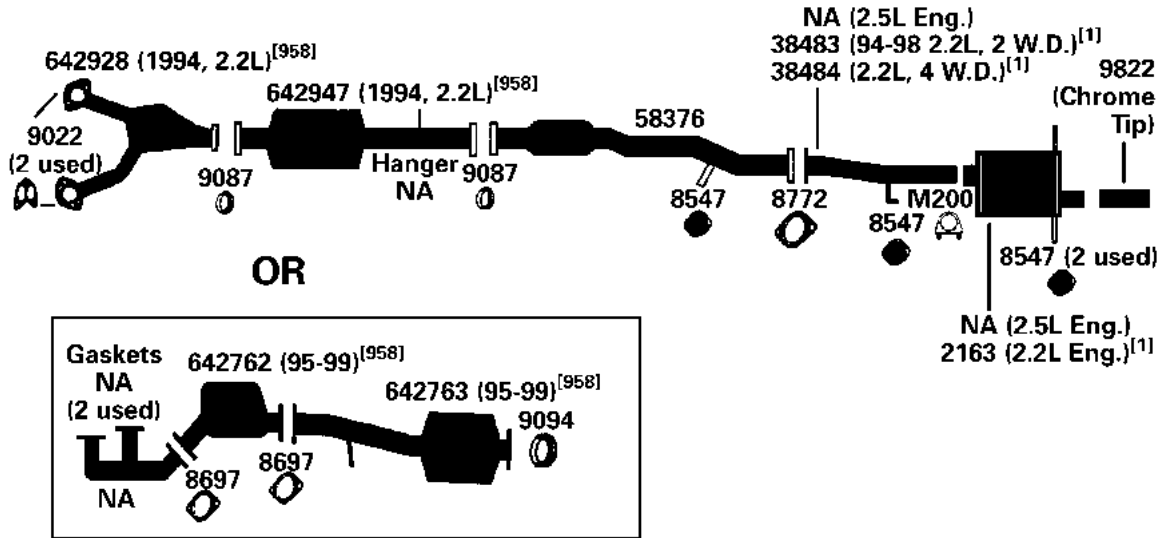
Airtube Kit [4948] may be required to complete installation. EFI-Electronic Fuel Injection.

[1] OE system was a welded assembly. It is recommended that all parts noted [1] should be replaced.

[958] Federal & California Emissions. Not For Sale or Use on vehicles licensed in the state of CA & NY (NY vehicles with CA Emissions). Check with your state authority for details.

SUBARU LEGACY

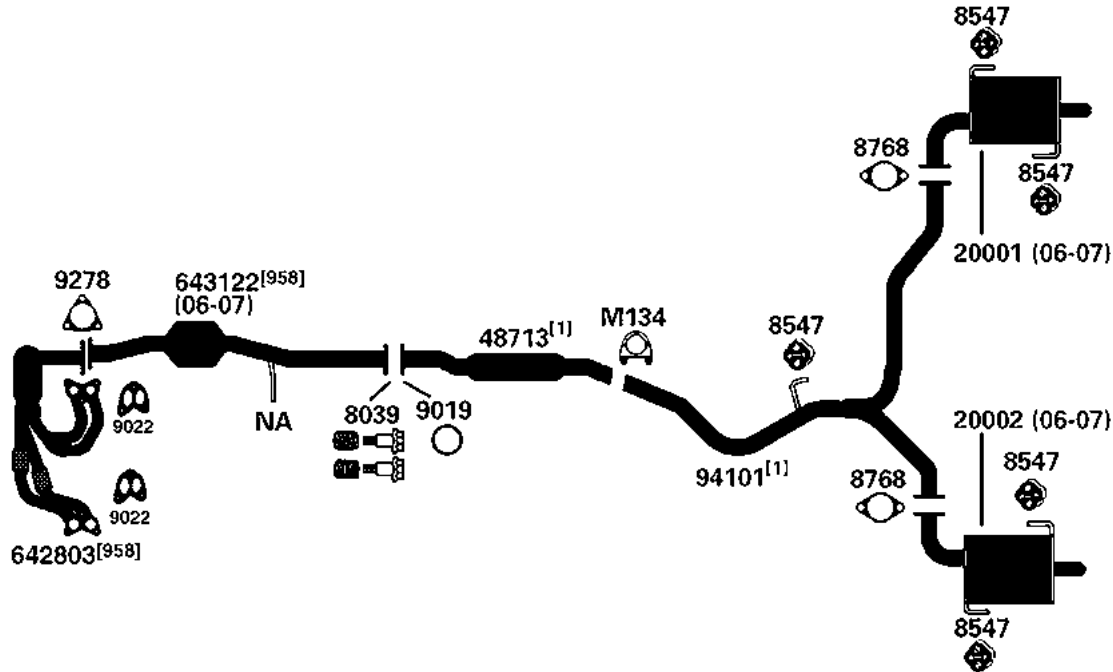
(13932) 95-99 4 Cyl. Legacy Sta. Wagon, 2.2L and 2.5L Engine (From 3/94); Except Outback Models



DIRECT FIT MSL/MAXIMUM Muffler... 700413 (2.2L Engine)

SUBARU OUTBACK

(102623) 06-09 4 Cyl. Outback, 2.5L Engine, (Exc. Turbo), (Exc. Calif.)



NA-Not Available. NR-Not Required. FL-Remove and Re-Use Old Flange. ● Golden Warehouse. O.E.-Original Equipment.

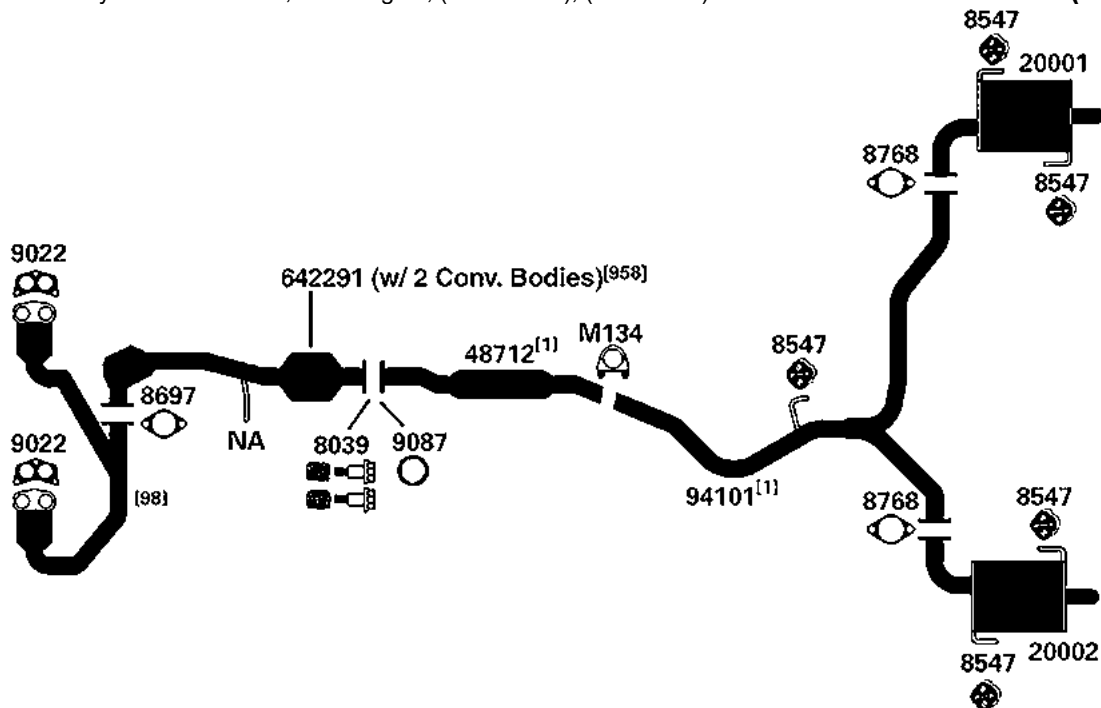
Airtube Kit [4948] may be required to complete installation. EFI-Electronic Fuel Injection.

[1] OE system was a welded assembly. It is recommended that all parts noted [1] should be replaced.

[958] Federal & California Emissions. Not For Sale or Use on vehicles licensed in the state of CA & NY (NY vehicles with CA Emissions). Check with your state authority for details.

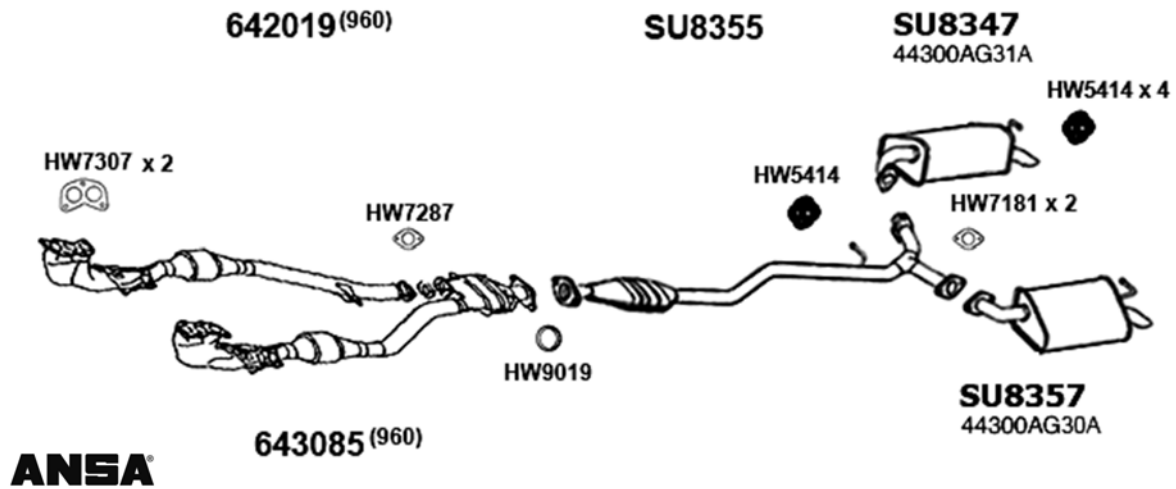
2005 4 Cyl. Outback, 2.5L Engine, (Exc. Turbo), (Exc. Calif.)

(102622)



2005 4 Cyl. Outback, 2.5L Engine, Non-Turbo, California Emissions

(SU140)



NA-Not Available. NR-Not Required. FL-Remove and Re-Use Old Flange. ● Golden Warehouse. O.E.-Original Equipment.
Airtube Kit [4948] may be required to complete installation. EFI-Electronic Fuel Injection.

- [1] OE system was a welded assembly. It is recommended that all parts noted [1] should be replaced.
[98] Refer to current Catalytic Converter catalog or Website catalog for availability.

- [958] Federal & California Emissions. Not For Sale or Use on vehicles licensed in the state of CA & NY (NY vehicles with CA Emissions). Check with your state authority for details.
[960] California Emissions. Not For Sale or Use on vehicles licensed in the state of CA & NY. Check with your state authority.

SUBARU OUTBACK

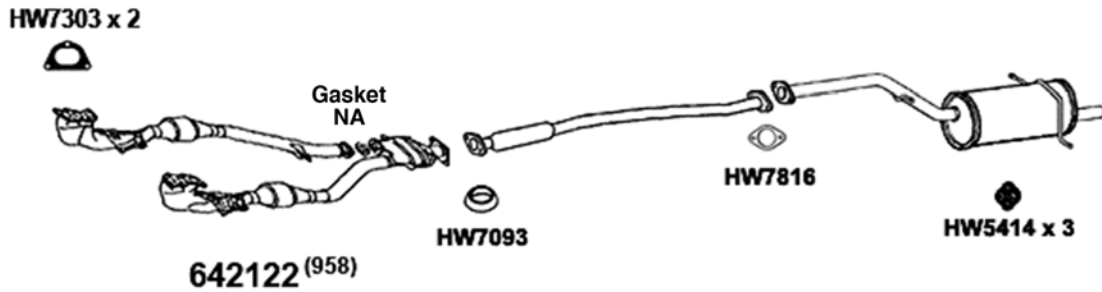
(SU123) 01-04 6 Cyl. Outback, 3.0L Engine, AWD

642123 (958)

SU 7505
44200AE07A

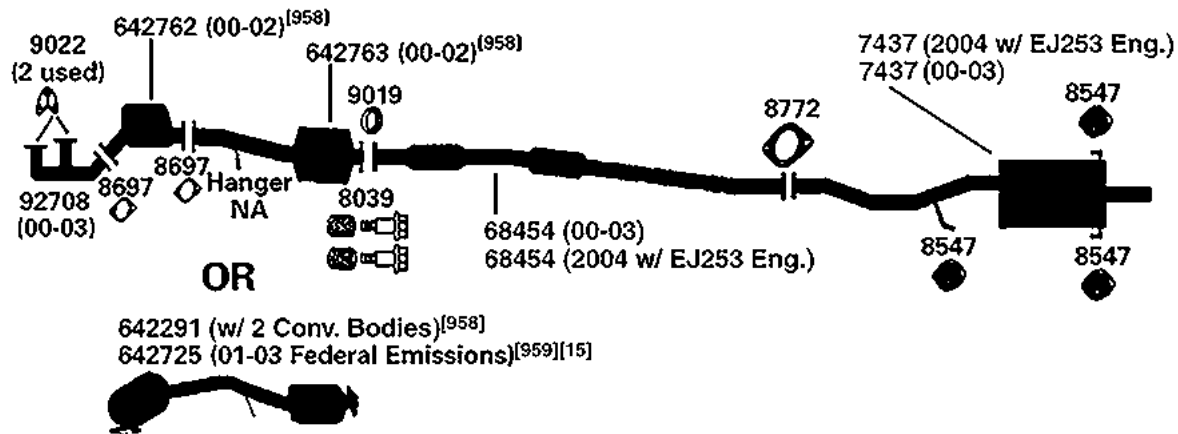
SU7517
44300AE27A
(Sedan)
(01 All, 02-04 Sedan)

SU7507
44300AE20A
(Wagon)
(02-04 S/W)



ANSA

(101994) 00-04 4 Cyl. Outback Limited Sta. Wagon, 2.5L Engine



NA-Not Available. NR-Not Required. FL-Remove and Re-Use Old Flange. ● Golden Warehouse. O.E.-Original Equipment.

Airtube Kit [4948] may be required to complete installation. EFI-Electronic Fuel Injection.

[15] Discontinued, use until inventory is depleted.

[958] Federal & California Emissions. Not For Sale or Use on vehicles licensed in the state of CA & NY (NY vehicles with CA Emissions). Check with your state authority for details.

[959] Federal Emissions. Not For Sale or Use on vehicles licensed in the state of CA. Check with your state authority.

04-07 4 Cyl. Aerio, 2.3L Engine

(SZ120)

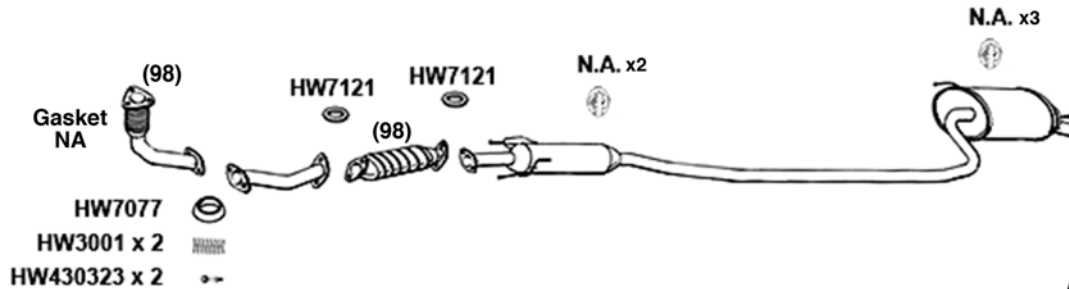
SZ6501

1422054G41

SZ6507

1430055G82

1430054G82



ANSA®

02-03 4 Cyl. Aerio, 2.0L Engine

(SZ111)

641317⁽⁹⁵⁸⁾

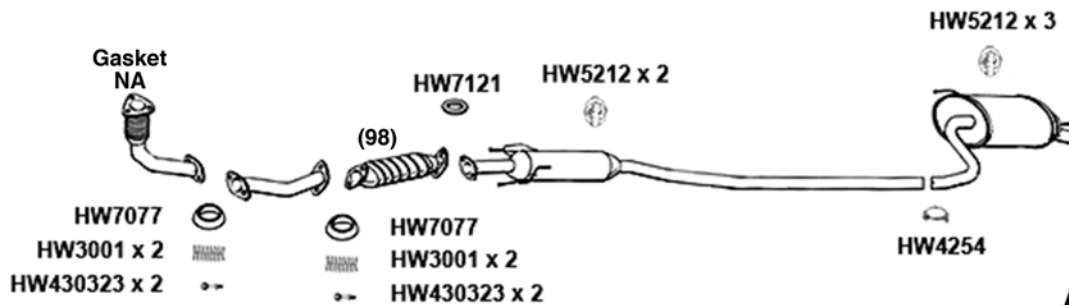
N.A.

SZ 6315⁽¹⁾

(Replaces 1 piece design - 5 door)

1430054G22

SZ 6317⁽¹⁾



ANSA®

NA-Not Available. NR-Not Required. FL-Remove and Re-Use Old Flange. ● Golden Warehouse. O.E.-Original Equipment.

Airtube Kit [4948] may be required to complete installation. EFI-Electronic Fuel Injection.

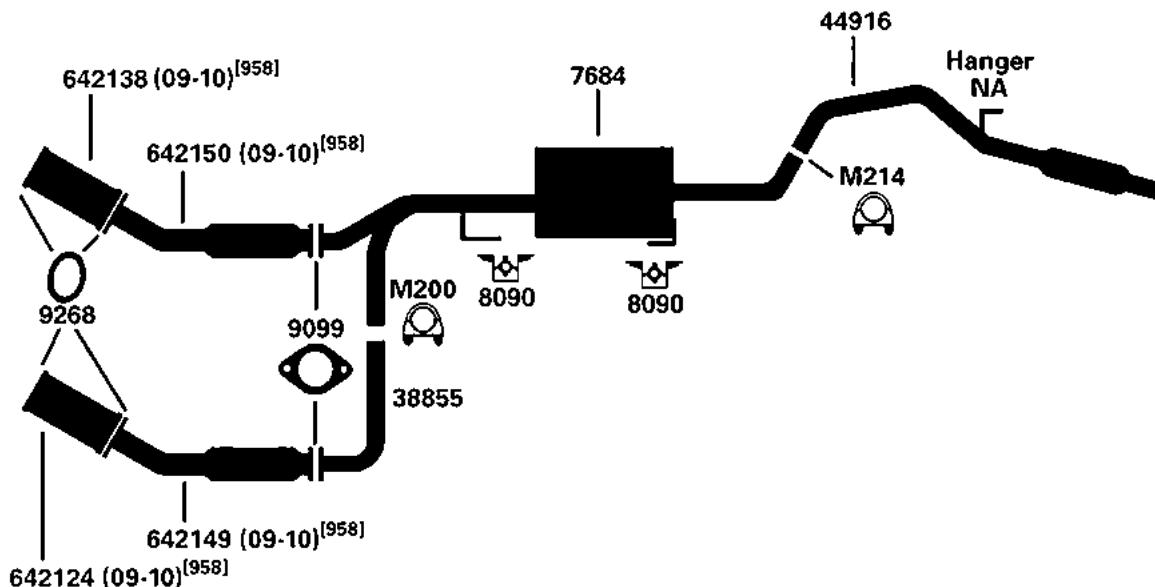
[1] OE system was a welded assembly. It is recommended that all parts noted [1] should be replaced.

[98] Refer to current Catalytic Converter catalog or Website catalog for availability.

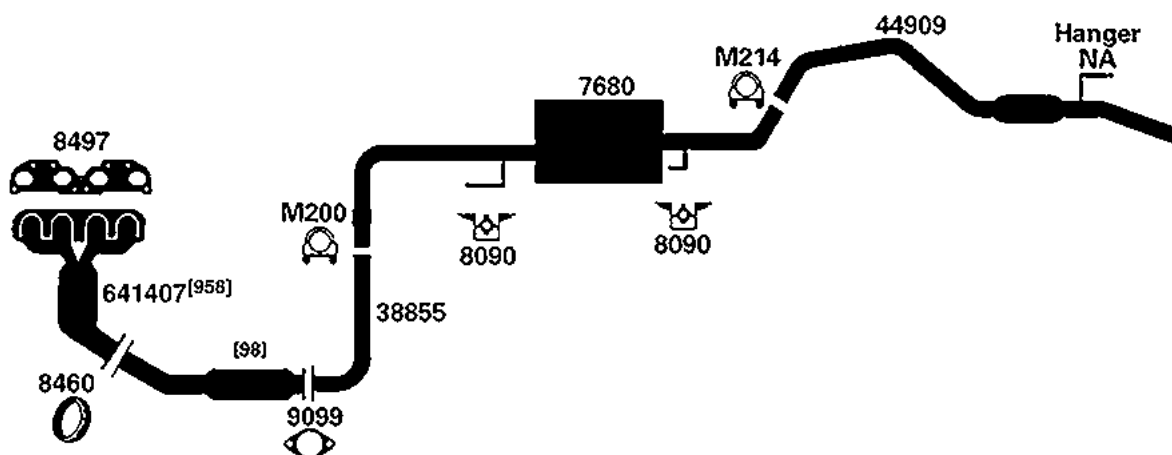
[958] Federal & California Emissions. Not For Sale or Use on vehicles licensed in the state of CA & NY (NY vehicles with CA Emissions). Check with your state authority for details.

SUZUKI EQUATOR

(102661) 09-12 6 Cyl. Equator; Base, JX, RMZ-4; 4.0L Eng.; (125.9" W.B.)



(101919) 09-12 4 Cyl. Equator; 2.5L Eng.



NA-Not Available. NR-Not Required. FL-Remove and Re-Use Old Flange. ● Golden Warehouse. O.E.-Original Equipment.

Airtube Kit [4948] may be required to complete installation. EFI-Electronic Fuel Injection.

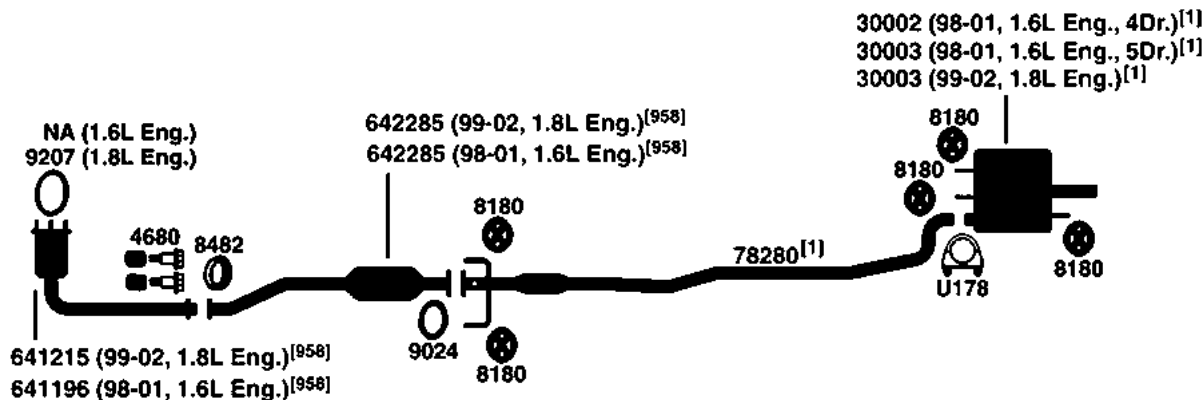
[98] Refer to current Catalytic Converter catalog or Website catalog for availability.

[958] Federal & California Emissions. Not For Sale or Use on vehicles licensed in the state of CA & NY (NY vehicles with CA Emissions). Check with your state authority for details.

SUZUKI ESTEEM

98-02 4 Cyl. Esteem; 1.6L, 1.8L Eng.

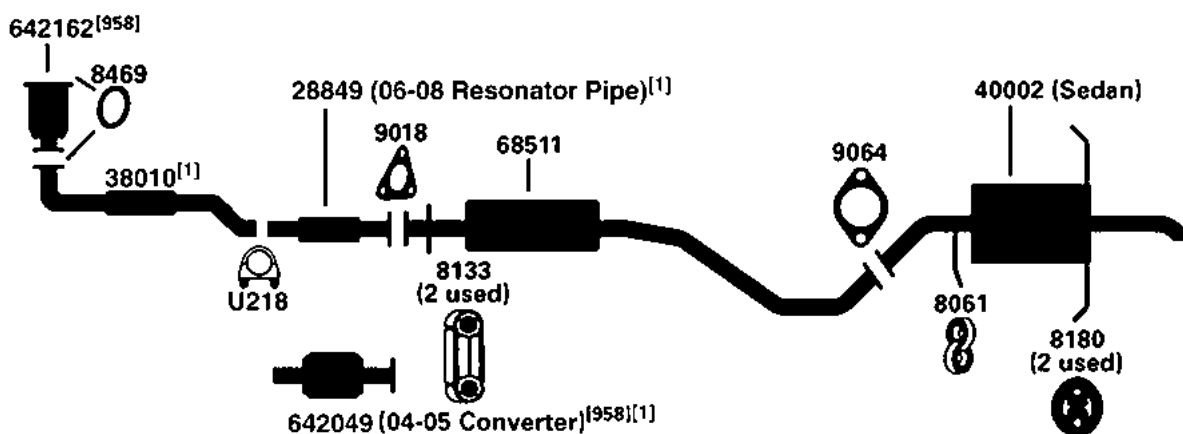
(102579)



SUZUKI FORENZA

04-08 4 Cyl. Forenza, 2.0L Engine

(102051)



NA-Not Available. NR-Not Required. FL-Remove and Re-Use Old Flange. ● Golden Warehouse. O.E.-Original Equipment.

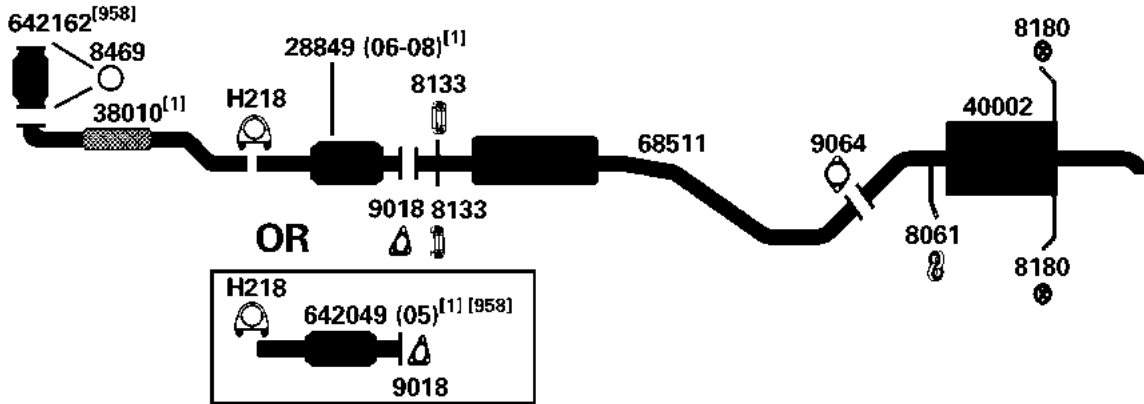
Airtube Kit [4948] may be required to complete installation. EFI-Electronic Fuel Injection.

[1] OE system was a welded assembly. It is recommended that all parts noted [1] should be replaced.

[958] Federal & California Emissions. Not For Sale or Use on vehicles licensed in the state of CA & NY (NY vehicles with CA Emissions). Check with your state authority for details.

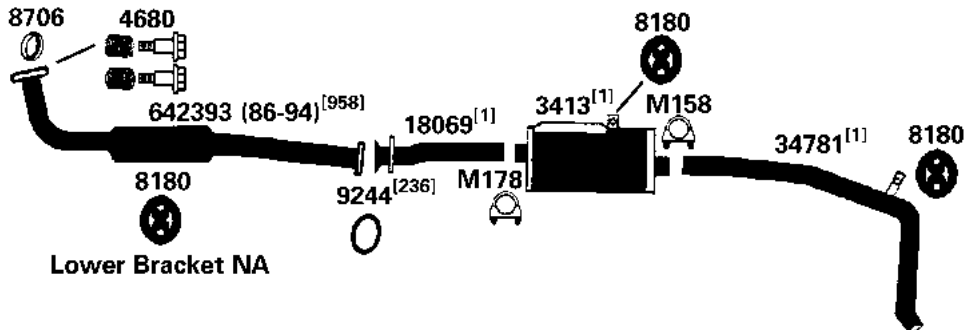
SUZUKI RENO

(102624) 05-08 4 Cyl.



SUZUKI SAMURAI

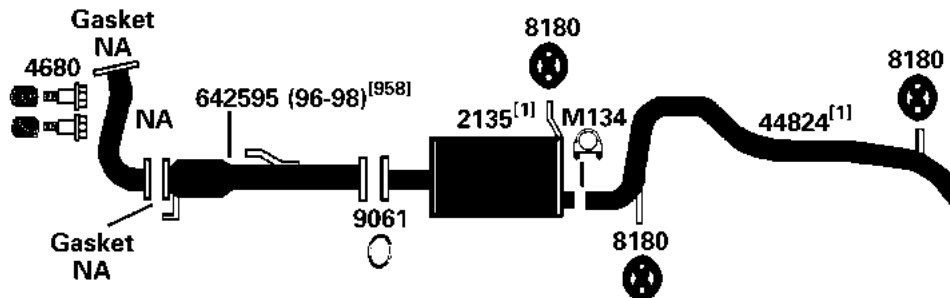
(30950) 1995 4 Cyl. Samurai, 1.3L Engine



DIRECT FIT MSL/MAXIMUM Muffler... 700125

SUZUKI SIDEKICK

(34106) 95-98 4 Cyl. Sidekick; 1.6L Engine; Convertible 1.6L (16 Valve Engine), 4 W.D.
95-98 4 Cyl. Sidekick; 1.6L Engine; Convertible 1.6L (16 Valve Engine), 2 W.D.



DIRECT FIT MSL/MAXIMUM Muffler... 700242, UNIVERSAL FIT MSL/MAXIMUM Muffler... 6651

NA-Not Available. NR-Not Required. FL-Remove and Re-Use Old Flange. ● Golden Warehouse. O.E.-Original Equipment.

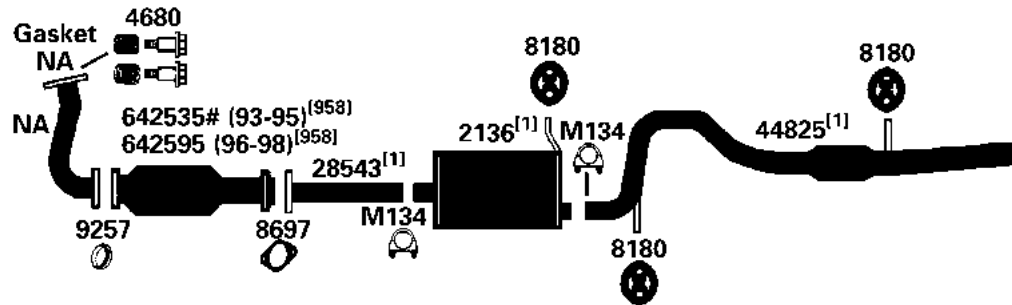
Airtube Kit [4948] may be required to complete installation. EFI-Electronic Fuel Injection.

[1] OE system was a welded assembly. It is recommended that all parts noted [1] should be replaced.

[236] Not Required with aftermarket Converter

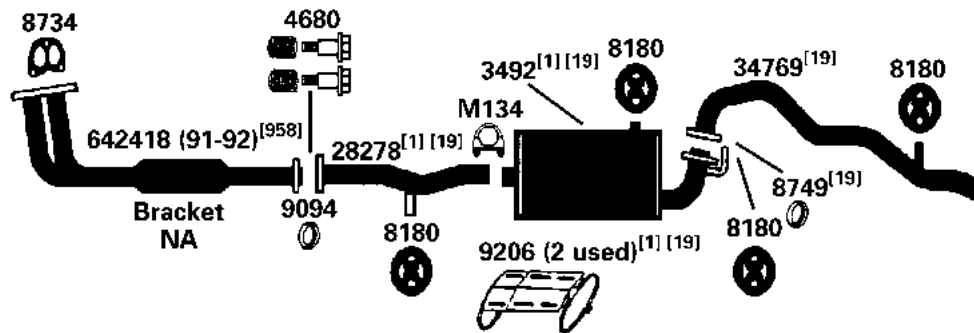
[958] Federal & California Emissions. Not For Sale or Use on vehicles licensed in the state of CA & NY (NY vehicles with CA Emissions). Check with your state authority for details.

96-98	4 Cyl.	Sidekick; 1.8L Engine; (16 Valve Engine)	(34105)
95-98	4 Cyl.	Sidekick; 4-Door Hardtop, 1.6L (16 Valve Engine)	



DIRECT FIT MSL/MAXIMUM Muffler... 700243

1995	4 Cyl.	Sidekick; 1.6L Engine (except 16 Valve Engine), Convertible; 2 W.D.	(34102)
-------------	--------	---	----------------



DIRECT FIT MSL/MAXIMUM Muffler... 700024, UNIVERSAL FIT MSL/MAXIMUM Muffler... 709008

NA-Not Available. NR-Not Required. FL-Remove and Re-Use Old Flange. ● Golden Warehouse. O.E.-Original Equipment.

Airtube Kit [4948] may be required to complete installation. EFI-Electronic Fuel Injection.

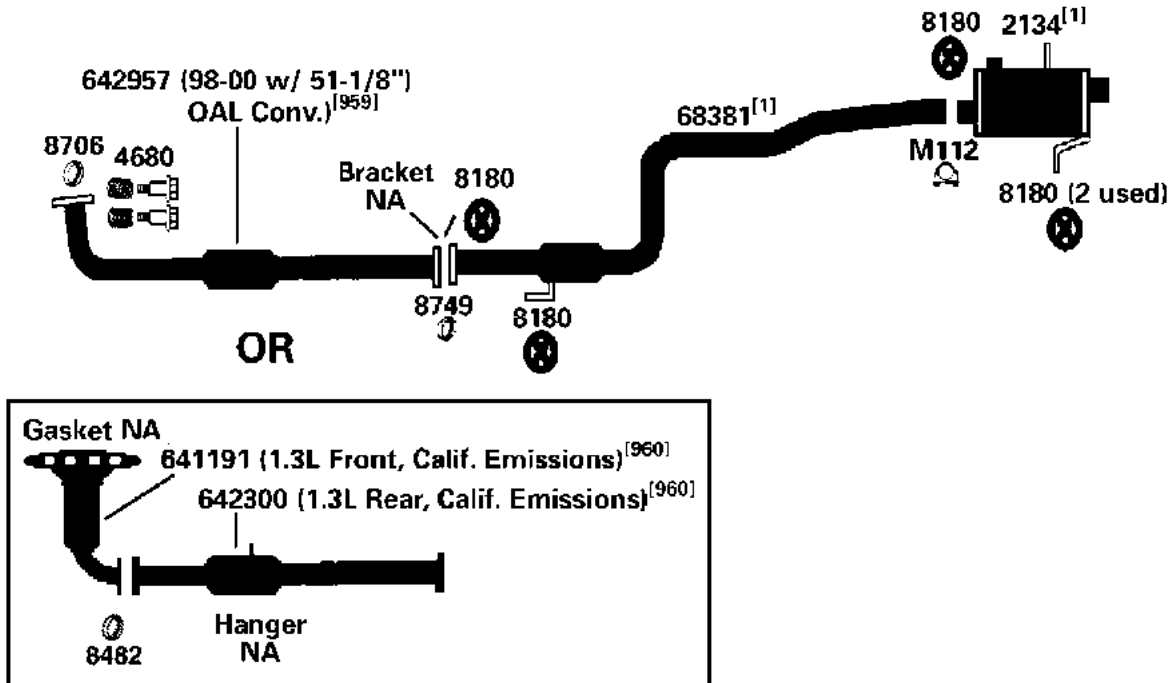
[1] OE system was a welded assembly. It is recommended that all parts noted [1] should be replaced.

[19] On vehicles that have an O.E. one piece exhaust pipe-muffler-tail pipe assembly, all parts noted [19] must be used in combination to replace the O.E. assembly.

[98] Refer to current Catalytic Converter catalog or Website catalog for availability.
[958] Federal & California Emissions. Not For Sale or Use on vehicles licensed in the state of CA & NY (NY vehicles with CA Emissions). Check with your state authority for details.

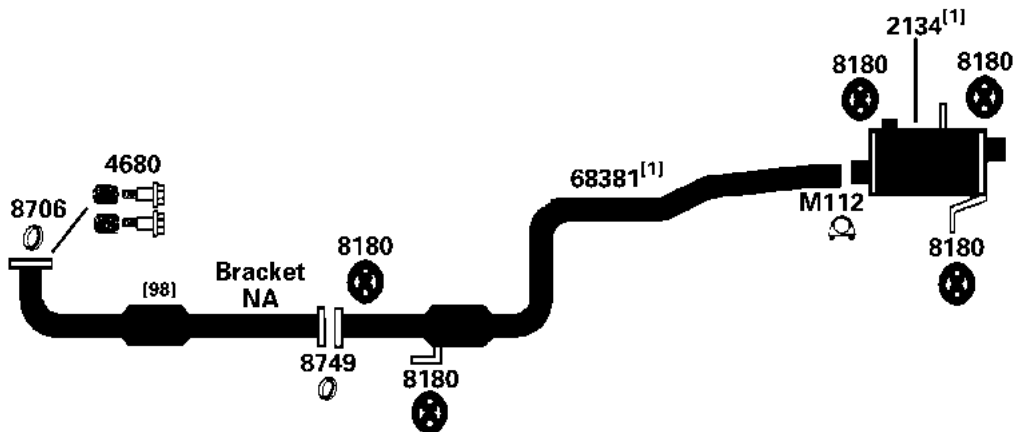
SUZUKI SWIFT

(102638) 97-01 4 Cyl. Swift, 1.3L Engine



DIRECT FIT MSL/MAXIMUM Muffler... 700179

(12953) 95-96 4 Cyl. Swift, 1.3L Engine



DIRECT FIT MSL/MAXIMUM Muffler... 700179

NA-Not Available. NR-Not Required. FL-Remove and Re-Use Old Flange. ● Golden Warehouse. O.E.-Original Equipment.

Airtube Kit [4948] may be required to complete installation. EFI-Electronic Fuel Injection.

[1] OE system was a welded assembly. It is recommended that all parts noted [1] should be replaced.

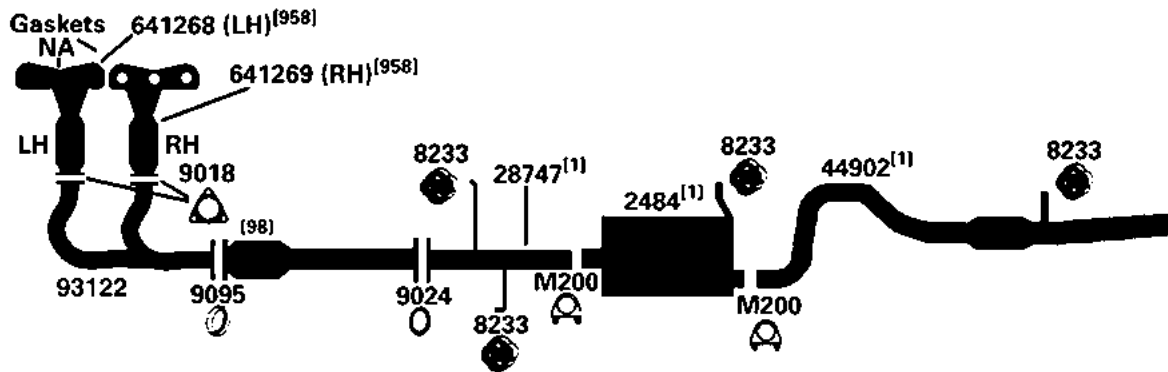
[98] Refer to current Catalytic Converter catalog or Website catalog for availability.

[959] Federal Emissions. Not For Sale or Use on vehicles licensed in the state of CA. Check with your state authority.

[960] California Emissions. Not For Sale or Use on vehicles licensed in the state of CA & NY. Check with your state authority.

99-05 6 Cyl. Grand Vitara, 2.5L Engine

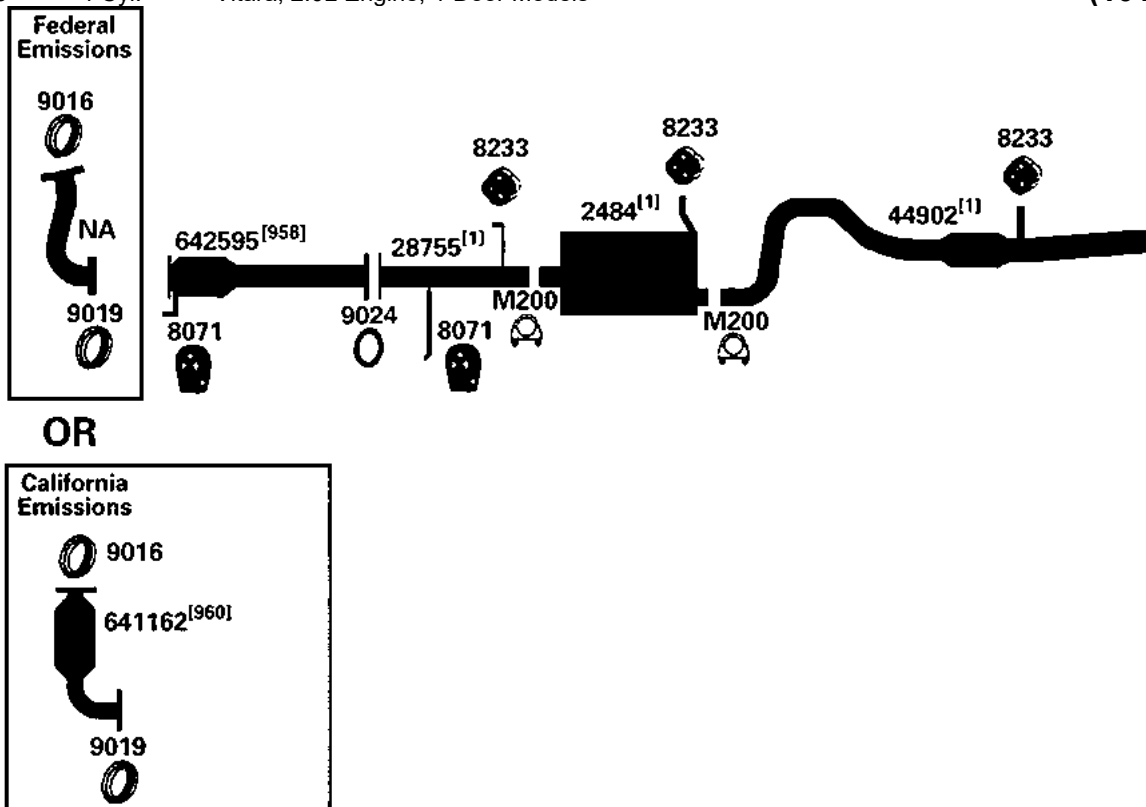
(101768)



DIRECT FIT MSL/MAXIMUM Muffler... 700445

99-03 4 Cyl. Vitara, 2.0L Engine; 4-Door Models

(101803)



DIRECT FIT MSL/MAXIMUM Muffler... 700445

NA-Not Available. NR-Not Required. FL-Remove and Re-Use Old Flange. ● Golden Warehouse. O.E.-Original Equipment.

Airtube Kit [4948] may be required to complete installation. EFI-Electronic Fuel Injection.

[1] OE system was a welded assembly. It is recommended that all parts noted [1] should be replaced.

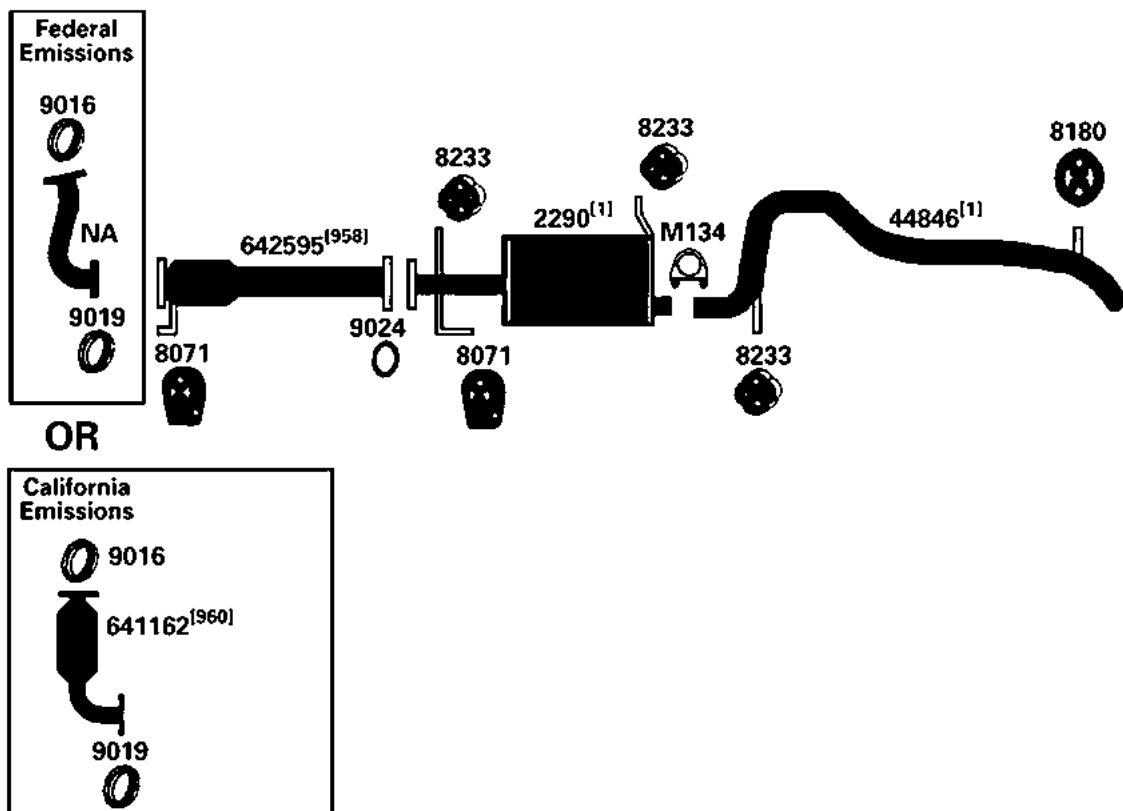
[98] Refer to current Catalytic Converter catalog or Website catalog for availability.

[958] Federal & California Emissions. Not For Sale or Use on vehicles licensed in the state of CA & NY (NY vehicles with CA Emissions). Check with your state authority for details.

[960] California Emissions. Not For Sale or Use on vehicles licensed in the state of CA & NY. Check with your state authority.

SUZUKI VITARA, GRAND VITARA

(100554)	99-03	4 Cyl.	Vitara, 2.0L Engine; 2-Door Models
	99-01	4 Cyl.	Vitara, 1.6L Engine; 2-Door Models



DIRECT FIT MSL/MAXIMUM Muffler... 700401

NA-Not Available. NR-Not Required. FL-Remove and Re-Use Old Flange. ● Golden Warehouse. O.E.-Original Equipment.
Airtube Kit [4948] may be required to complete installation. EFI-Electronic Fuel Injection.

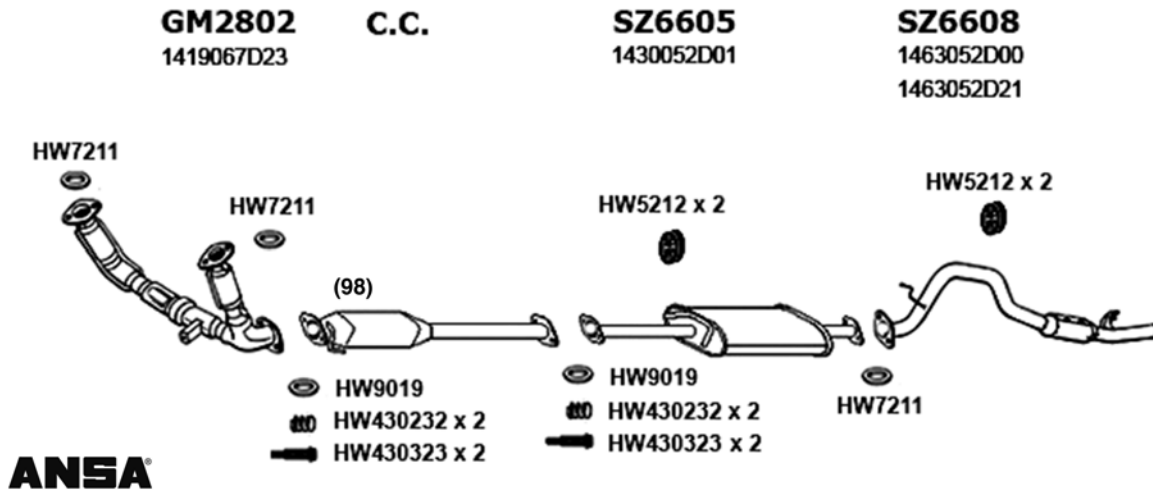
[1] OE system was a welded assembly. It is recommended that all parts noted [1] should be replaced.

[958] Federal & California Emissions. Not For Sale or Use on vehicles licensed in the state of CA & NY (NY vehicles with CA Emissions). Check with your state authority for details.

[960] California Emissions. Not For Sale or Use on vehicles licensed in the state of CA & NY. Check with your state authority.

2001 6 Cyl. Grand Vitara, 2.7L Engine

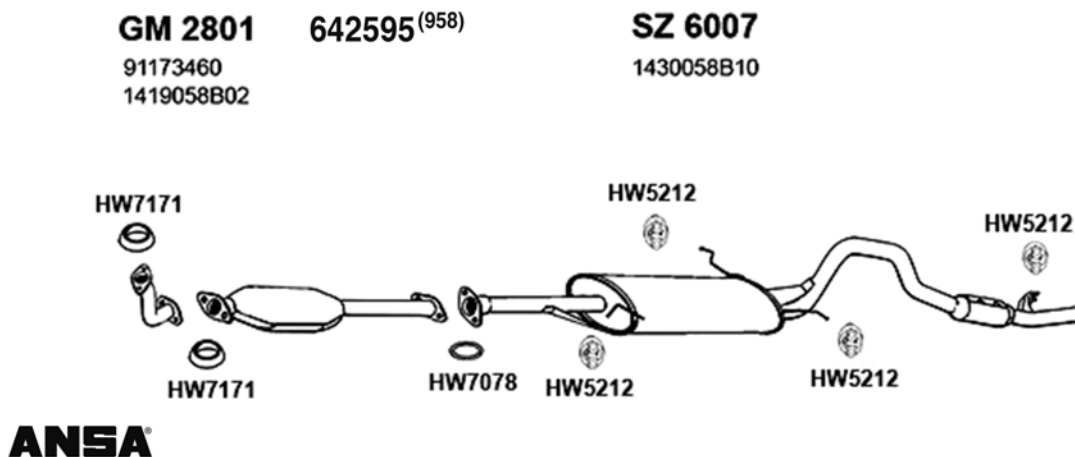
(SZ150)



SUZUKI X-90

96-98 4 Cyl. X-90, 1.6L Engine

(SZ143A)



NA-Not Available. NR-Not Required. FL-Remove and Re-Use Old Flange. ● Golden Warehouse. O.E.-Original Equipment.

Airtube Kit [4948] may be required to complete installation. EFI-Electronic Fuel Injection.

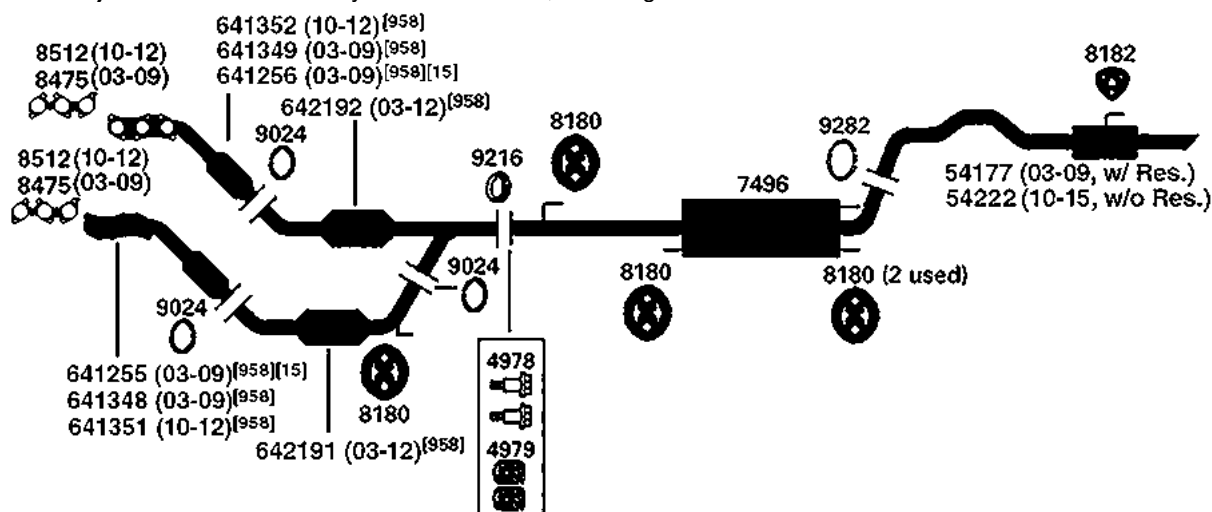
[98] Refer to current Catalytic Converter catalog or Website catalog for availability.

[958] Federal & California Emissions. Not For Sale or Use on vehicles licensed in the state of CA & NY (NY vehicles with CA Emissions). Check with your state authority for details.

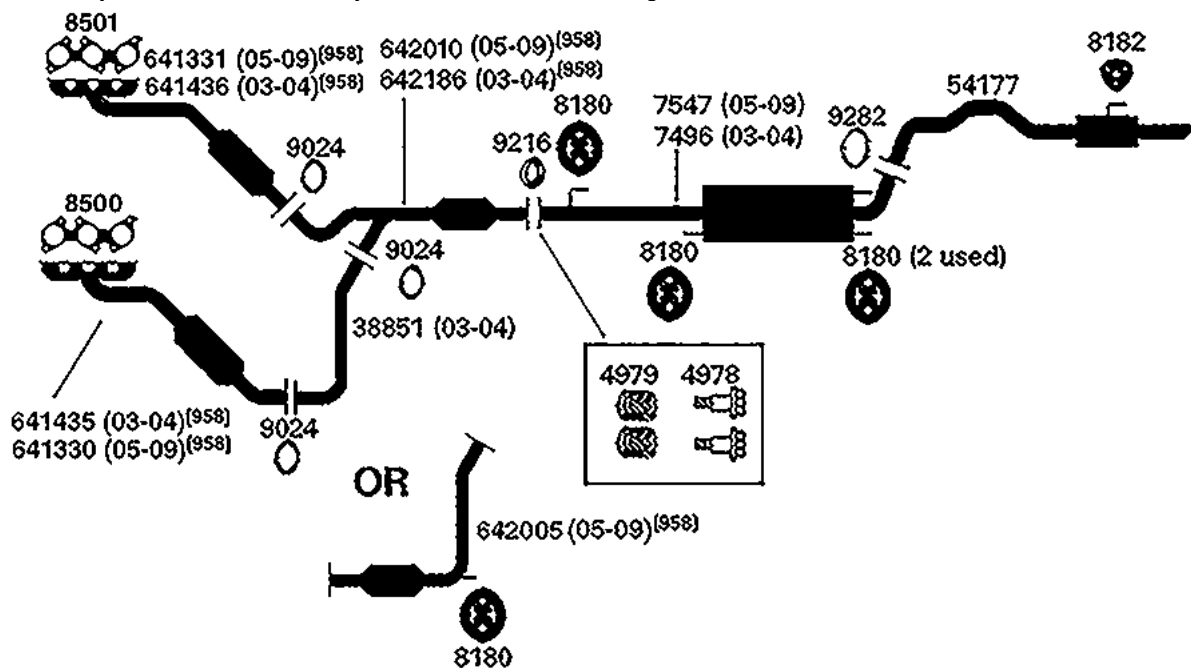
TOYOTA

TOYOTA 4-RUNNER

(100671) 03-15 6 Cyl. 4 Runner; 4.0L Engine



(100669) 03-09 8 Cyl. 4 Runner; 4.7L Engine



NA-Not Available. NR-Not Required. FL-Remove and Re-Use Old Flange. ● Golden Warehouse. O.E.-Original Equipment.

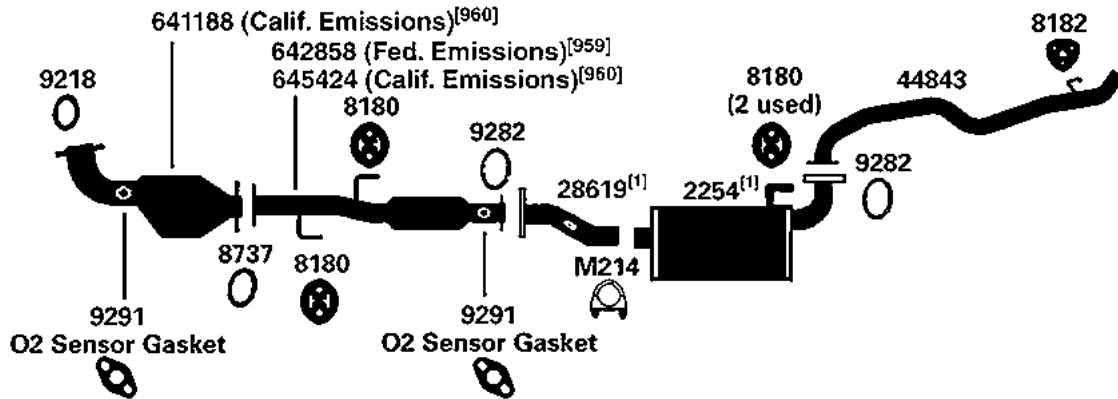
Airtube Kit [4948] may be required to complete installation. EFI-Electronic Fuel Injection.

[15] Discontinued, use until inventory is depleted.

[958] Federal & California Emissions. Not For Sale or Use on vehicles licensed in the state of CA & NY (NY vehicles with CA Emissions). Check with your state authority for details.

01-02 6 Cyl. 4 Runner, 3.4L, 2WD & 4 WD; Federal & California

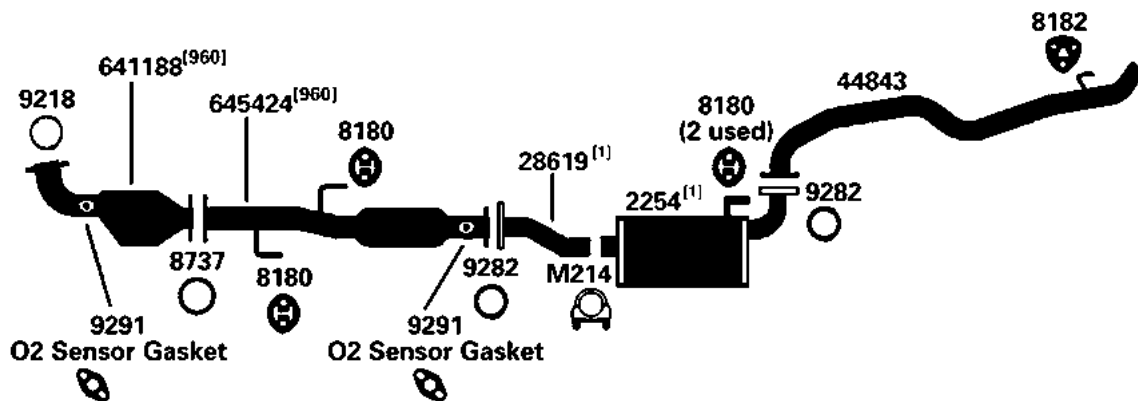
(100225)



DIRECT FIT MSL/MAXIMUM Muffler... 700394

99-00 6 Cyl. 4 Runner, 3.4L, 2 W.D. & 4 W.D.; California

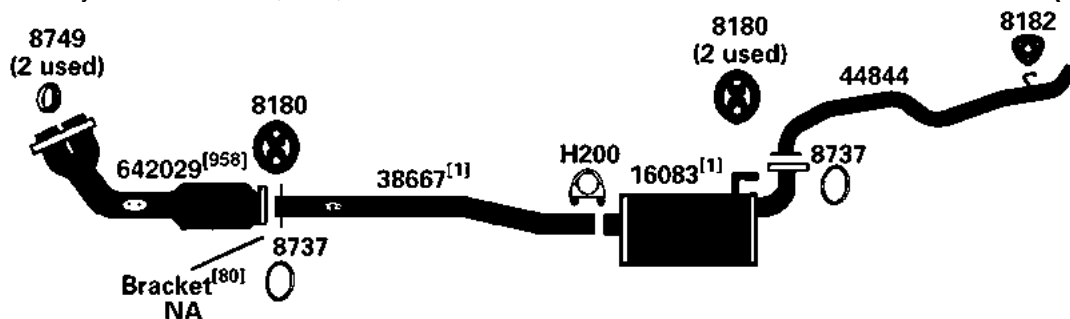
(101945)



DIRECT FIT MSL/MAXIMUM Muffler... 700394

96-00 4 Cyl. 4 Runner, 2.7L, 2 W.D. & 4 W.D.

(100155)



DIRECT FIT MSL/MAXIMUM Muffler... 700395

NA-Not Available. NR-Not Required. FL-Remove and Re-Use Old Flange. ● Golden Warehouse. O.E.-Original Equipment.

Airtube Kit [4948] may be required to complete installation. EFI-Electronic Fuel Injection.

[1] OE system was a welded assembly. It is recommended that all parts noted [1] should be replaced.

[80] Remove and re-use original bracket.

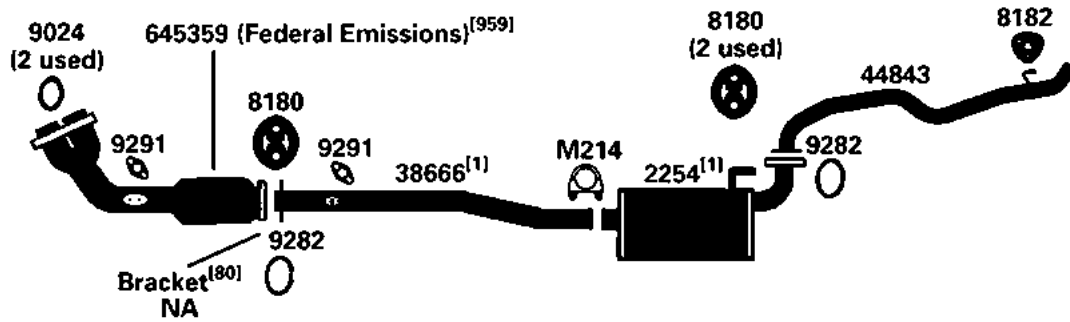
[958] Federal & California Emissions. Not For Sale or Use on vehicles licensed in the state of CA & NY (NY vehicles with CA Emissions). Check with your state authority for details.

[959] Federal Emissions. Not For Sale or Use on vehicles licensed in the state of CA. Check with your state authority.

[960] California Emissions. Not For Sale or Use on vehicles licensed in the state of CA & NY. Check with your state authority.

TOYOTA 4-RUNNER

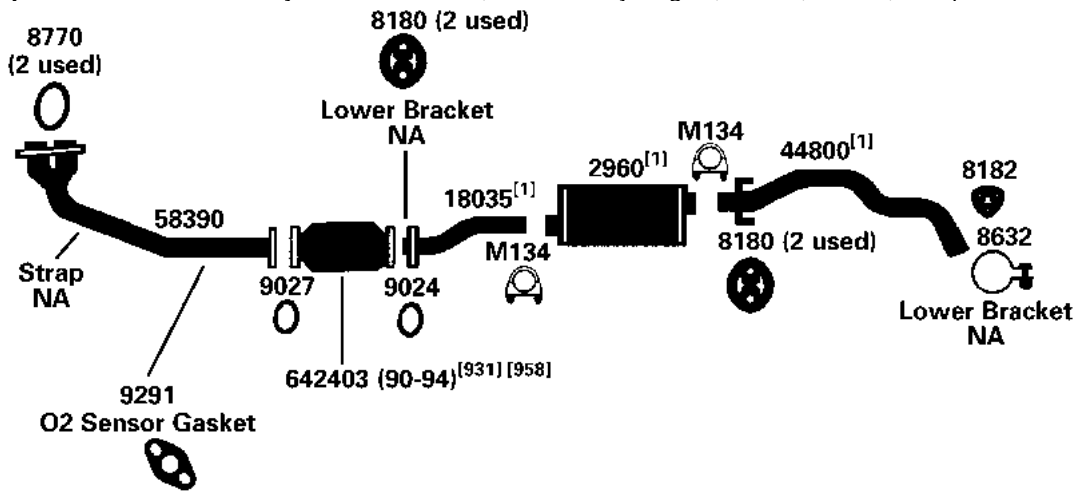
(100154) 96-00 6 Cyl. 4 Runner, 3.4L, 2 W.D. & 4 W.D.; except California



DIRECT FIT MSL/MAXIMUM Muffler... 700394

DIRECT FIT MSL/MAXIMUM Muffler... 700394

(31504) 1995 4 Cyl. 4-Runner; 2.4L Fuel Inj. Engine; 2 W.D., 4 W.D.; except California



DIRECT FIT MSL/MAXIMUM Muffler... 6672, UNIVERSAL FIT MSL/MAXIMUM Muffler... 709994, Silentone DIY Muffler... 5580

NA-Not Available. NR-Not Required. FL-Remove and Re-Use Old Flange. ● Golden Warehouse. O.E.-Original Equipment.

Airtube Kit [4948] may be required to complete installation. EFI-Electronic Fuel Injection.

[1] OE system was a welded assembly. It is recommended that all parts noted [1] should be replaced.

[80] Remove and re-use original bracket.

[931] This unit was designed to fit many applications. Measurement of the old unit and cutting of new unit is required.

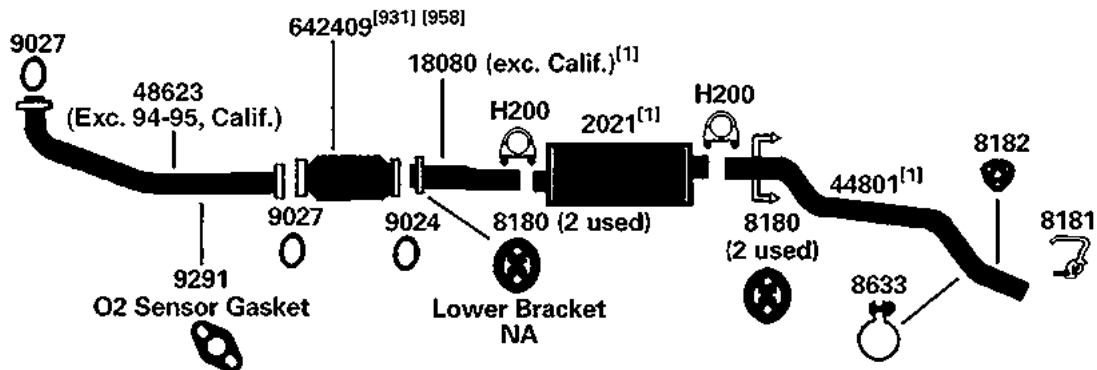
[958] Federal & California Emissions. Not For Sale or Use on vehicles licensed in the state of CA & NY (NY vehicles with CA Emissions). Check with your state authority for details.

[959] Federal Emissions. Not For Sale or Use on vehicles licensed in the state of CA. Check with your state authority.

TOYOTA 4-RUNNER

1995 6 Cyl. 4-Runner; 3.0L Fuel Inj. Engine; 2 W.D., 4 W.D.

(31503)

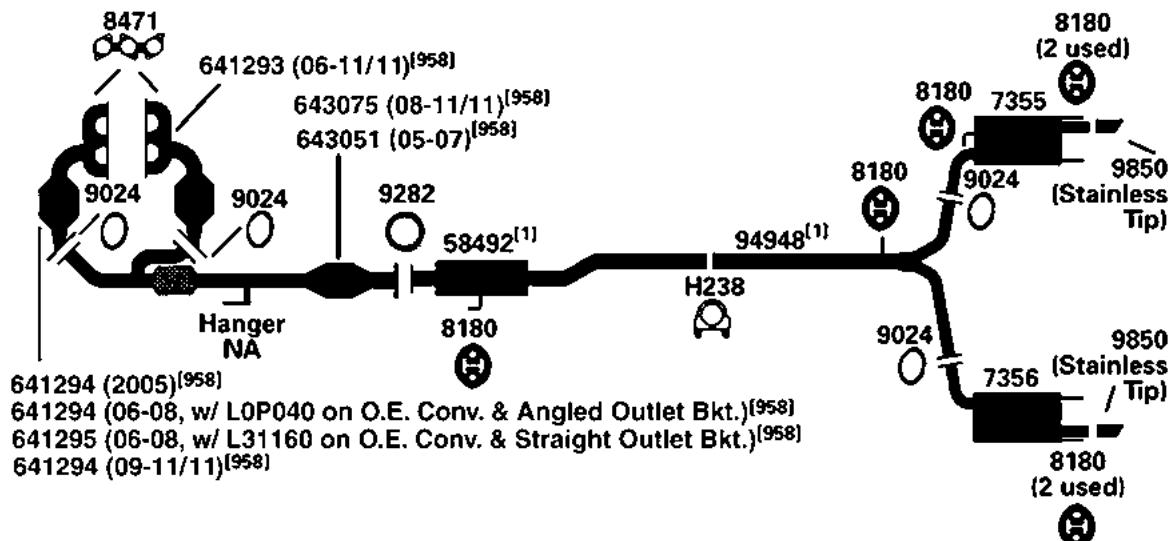


DIRECT FIT MSL/MAXIMUM Muffler... 700152, UNIVERSAL FIT MSL/MAXIMUM Muffler... 709993, 709994

TOYOTA AVALON

05-12 6 Cyl. Avalon, 3.5L Engine

(101955)



641294 (2005) (958)
641294 (06-08, w/ L0P040 on O.E. Conv. & Angled Outlet Bkt.) (958)
641295 (06-08, w/ L31160 on O.E. Conv. & Straight Outlet Bkt.) (958)
641294 (09-11/11) (958)

NA-Not Available. NR-Not Required. FL-Remove and Re-Use Old Flange. ● Golden Warehouse. O.E.-Original Equipment.

Airtube Kit [4948] may be required to complete installation. EFI-Electronic Fuel Injection.

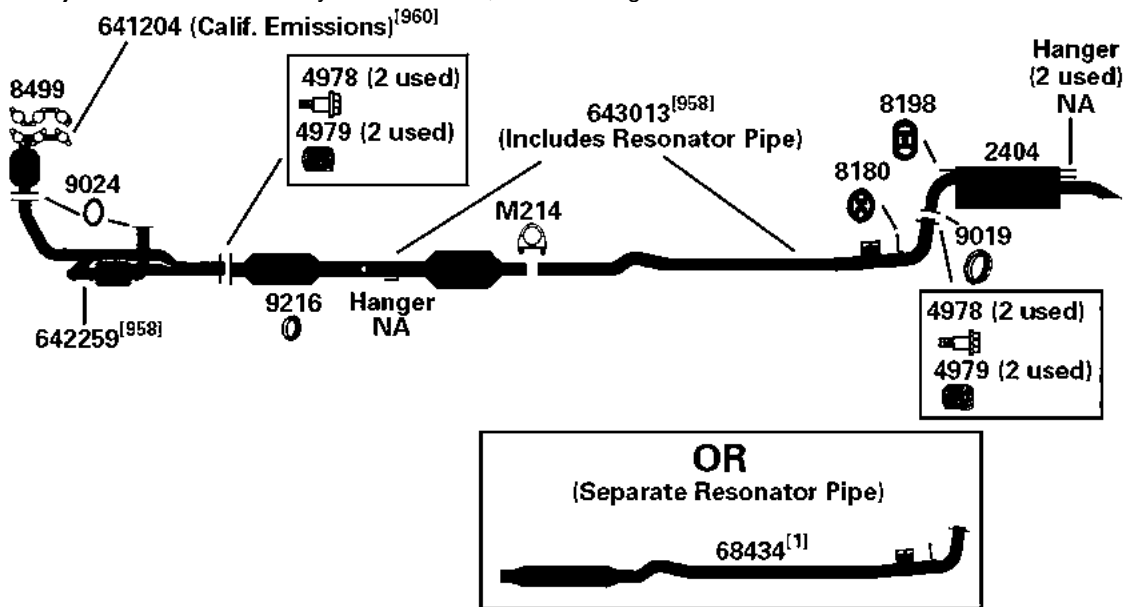
[1] OE system was a welded assembly. It is recommended that all parts noted [1] should be replaced.

[931] This unit was designed to fit many applications. Measurement of the old unit and cutting of new unit is required.

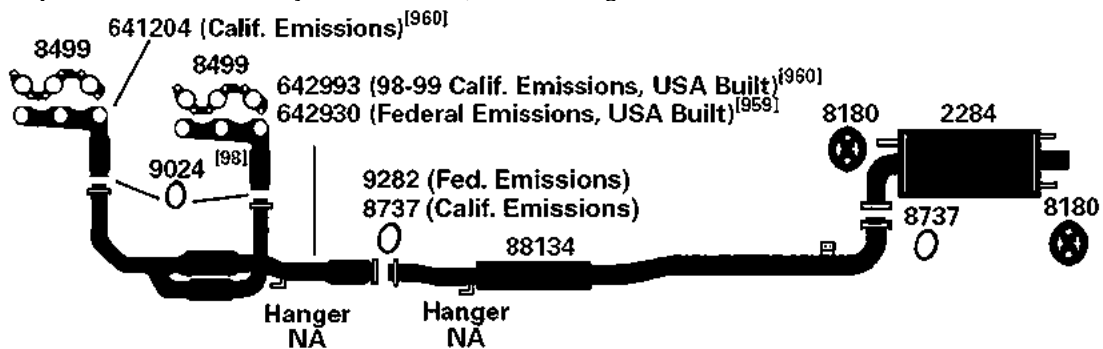
[958] Federal & California Emissions. Not For Sale or Use on vehicles licensed in the state of CA & NY (NY vehicles with CA Emissions). Check with your state authority for details.

TOYOTA AVALON

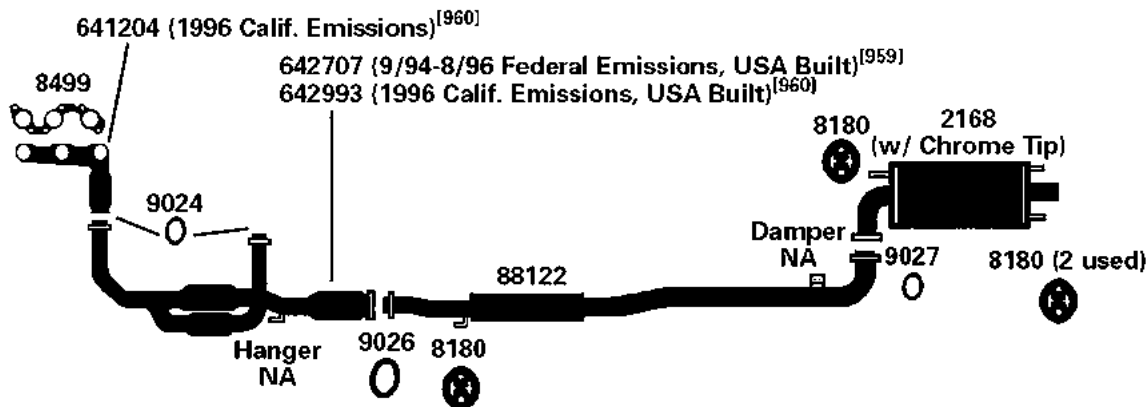
(100455) 00-04 6 Cyl. Avalon, 3.0L EFI Engine



(100050) 97-99 6 Cyl. Avalon, 3.0L EFI Engine



(14975) 95-96 6 Cyl. Avalon, 3.0L EFI Engine



NA-Not Available. NR-Not Required. FL-Remove and Re-Use Old Flange. ● Golden Warehouse. O.E.-Original Equipment.

Airtube Kit [4948] may be required to complete installation. EFI-Electronic Fuel Injection.

[77] O.E. assembly must be cut just in front of weld at resonator inlet.

[98] Refer to current Catalytic Converter catalog or Website catalog for availability.

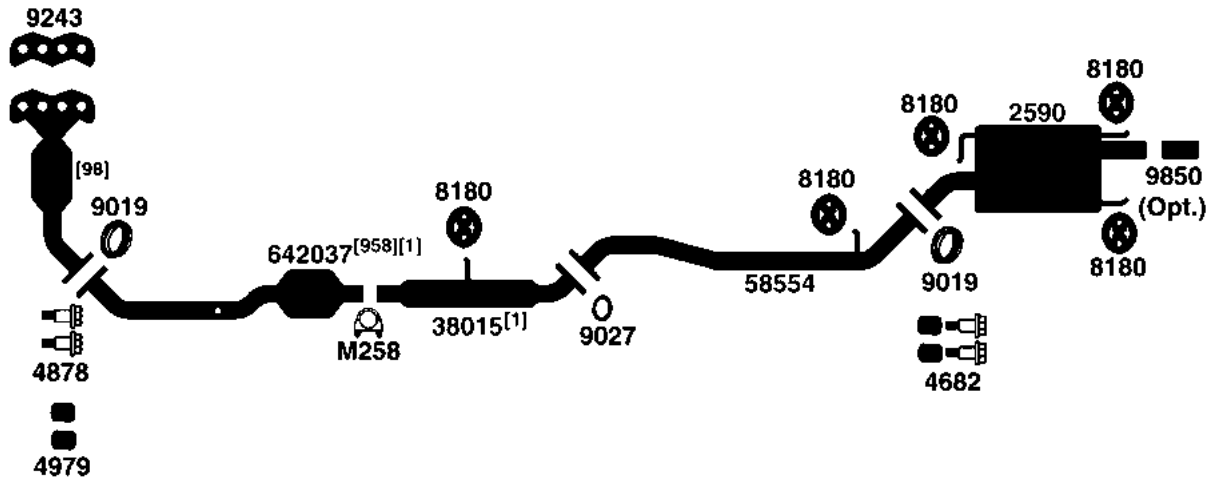
[958] Federal & California Emissions. Not For Sale or Use on vehicles licensed in the state of CA & NY (NY vehicles with CA Emissions). Check with your state authority for details.

[959] Federal Emissions. Not For Sale or Use on vehicles licensed in the state of CA. Check with your state authority.

[960] California Emissions. Not For Sale or Use on vehicles licensed in the state of CA & NY. Check with your state authority.

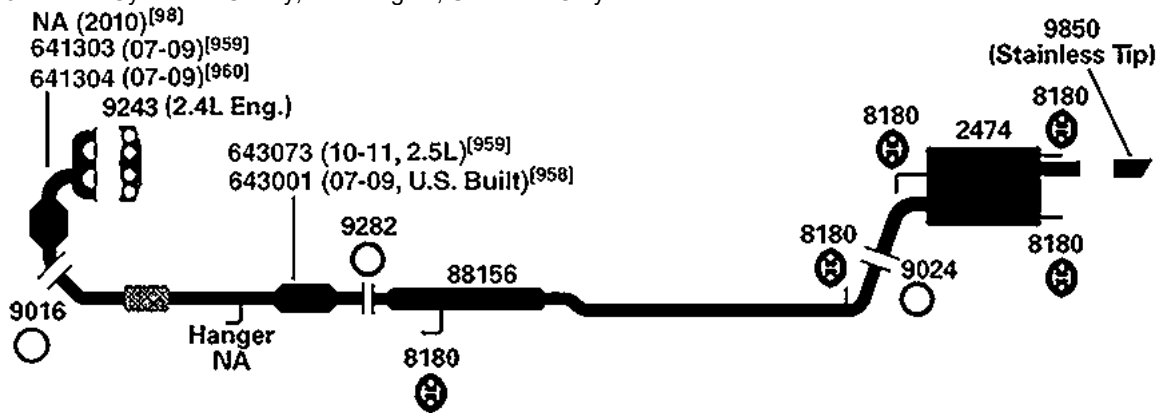
12-16 4 Cyl. Camry; 2.5L Engine

(102665)



10-11 4 Cyl. Camry; 2.5L Engine; U.S. Built Only
 07-10 4 Cyl. Camry; 2.4L Engine; U.S. Built Only

(101908)



NA-Not Available. NR-Not Required. FL-Remove and Re-Use Old Flange. ● Golden Warehouse. O.E.-Original Equipment.

Airtube Kit [4948] may be required to complete installation. EFI-Electronic Fuel Injection.

[1] OE system was a welded assembly. It is recommended that all parts noted [1] should be replaced.

[98] Refer to current Catalytic Converter catalog or Website catalog for availability.

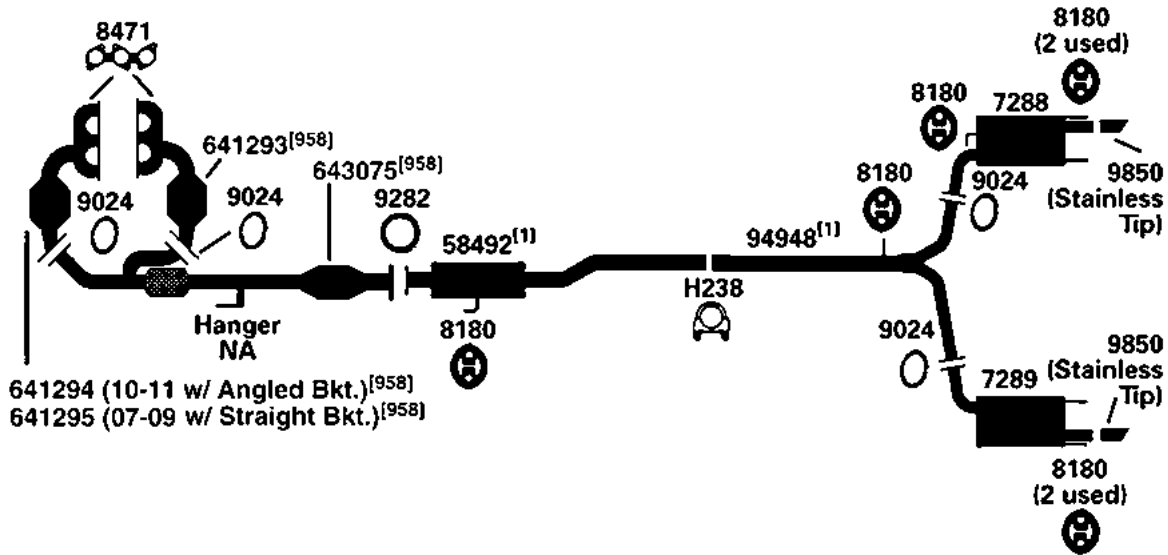
[958] Federal & California Emissions. Not For Sale or Use on vehicles licensed in the state of CA & NY (NY vehicles with CA Emissions). Check with your state authority for details.

[959] Federal Emissions. Not For Sale or Use on vehicles licensed in the state of CA. Check with your state authority.

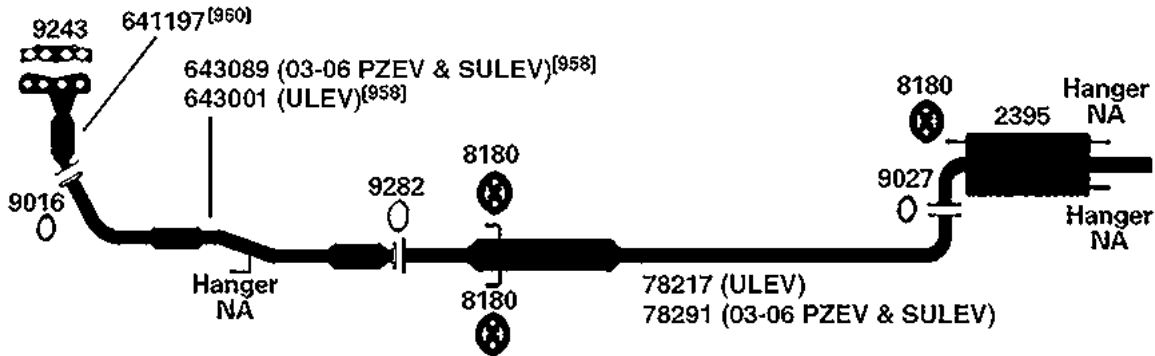
[960] California Emissions. Not For Sale or Use on vehicles licensed in the state of CA & NY. Check with your state authority.

TOYOTA CAMRY

(101930) 07-11 6 Cyl. Camry, 3.5L Engine, U.S. Built Only



(100348) 02-06 4 Cyl. Camry LE, SE, XLE; 2.4L Engine



DIRECT FIT MSL/MAXIMUM Muffler... 700431

NA-Not Available. NR-Not Required. FL-Remove and Re-Use Old Flange. ● Golden Warehouse. O.E.-Original Equipment.

Airtube Kit [4948] may be required to complete installation. EFI-Electronic Fuel Injection.

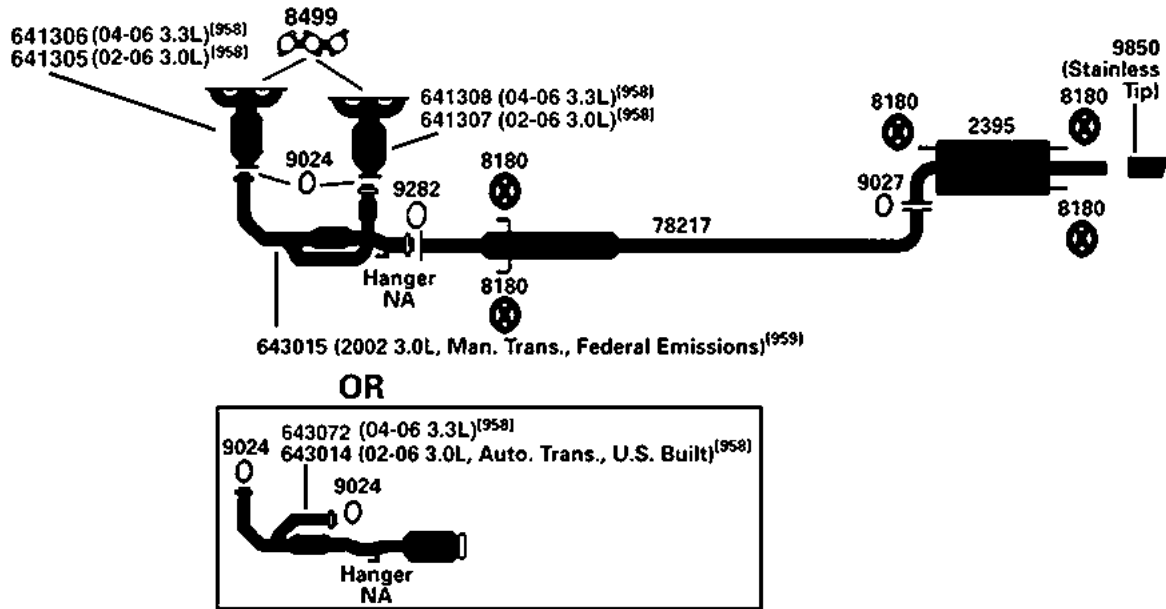
[1] OE system was a welded assembly. It is recommended that all parts noted [1] should be replaced.

[958] Federal & California Emissions. Not For Sale or Use on vehicles licensed in the state of CA & NY (NY vehicles with CA Emissions). Check with your state authority for details.

[960] California Emissions. Not For Sale or Use on vehicles licensed in the state of CA & NY. Check with your state authority.

04-06 6 Cyl. Camry Sedan; 3.3L Engine (US Built)
02-06 6 Cyl. Camry Sedan; 3.0L Engine (US Built)

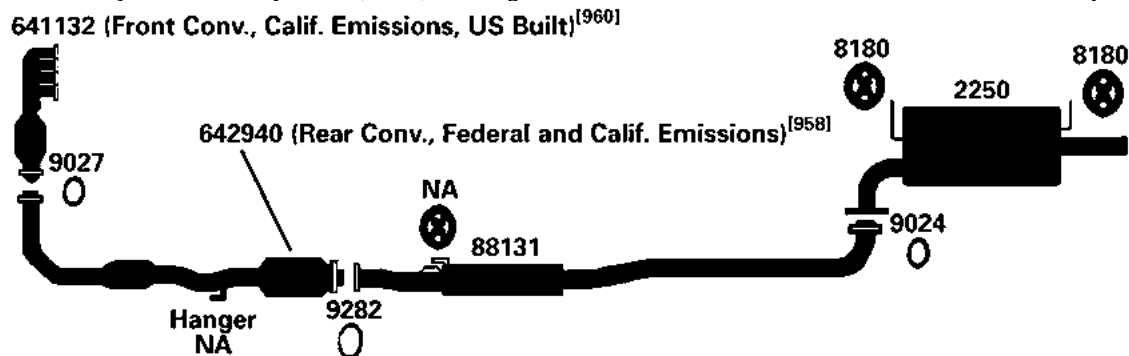
(100646)



DIRECT FIT MSL/MAXIMUM Muffler... 700431

97-01 4 Cyl. Camry Sedan; 2.2L, EFI Engine

(100052)



DIRECT FIT MSL/MAXIMUM Muffler... 700391, UNIVERSAL FIT MSL/MAXIMUM Muffler... 700018, 700143

NA-Not Available. NR-Not Required. FL-Remove and Re-Use Old Flange. ● Golden Warehouse. O.E.-Original Equipment.
Airtube Kit [4948] may be required to complete installation. EFI-Electronic Fuel Injection.

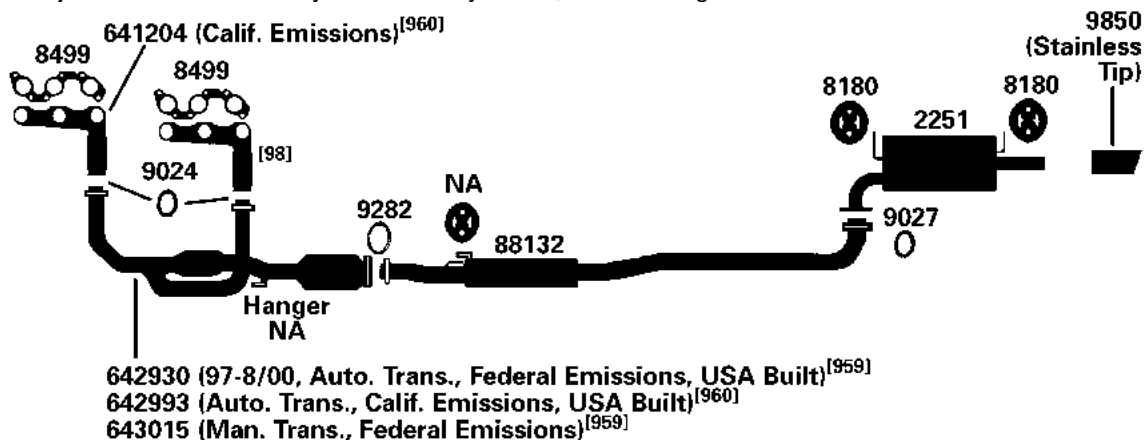
[958] Federal & California Emissions. Not For Sale or Use on vehicles licensed in the state of CA & NY (NY vehicles with CA Emissions). Check with your state authority for details.

[959] Federal Emissions. Not For Sale or Use on vehicles licensed in the state of CA. Check with your state authority.

[960] California Emissions. Not For Sale or Use on vehicles licensed in the state of CA & NY. Check with your state authority.

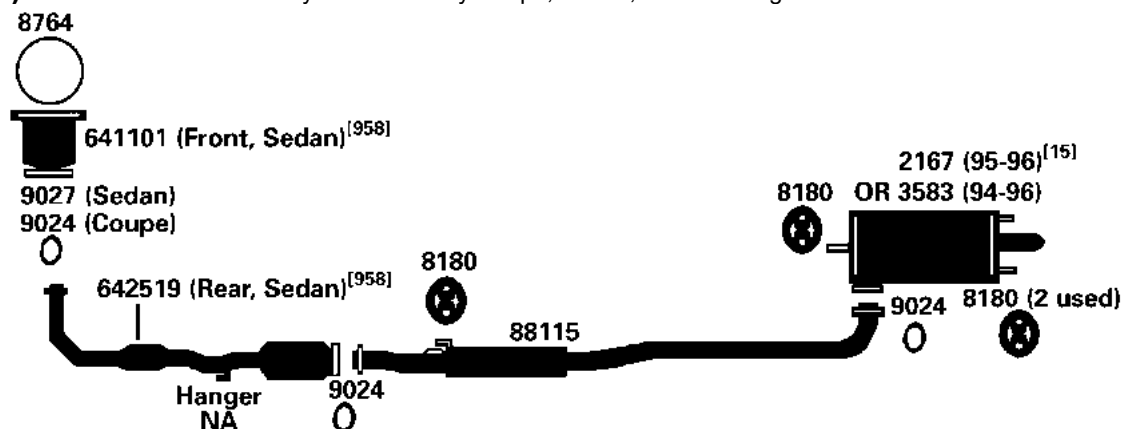
TOYOTA CAMRY

(100051) 97-01 6 Cyl. Camry Sedan; 3.0L EFI Engine



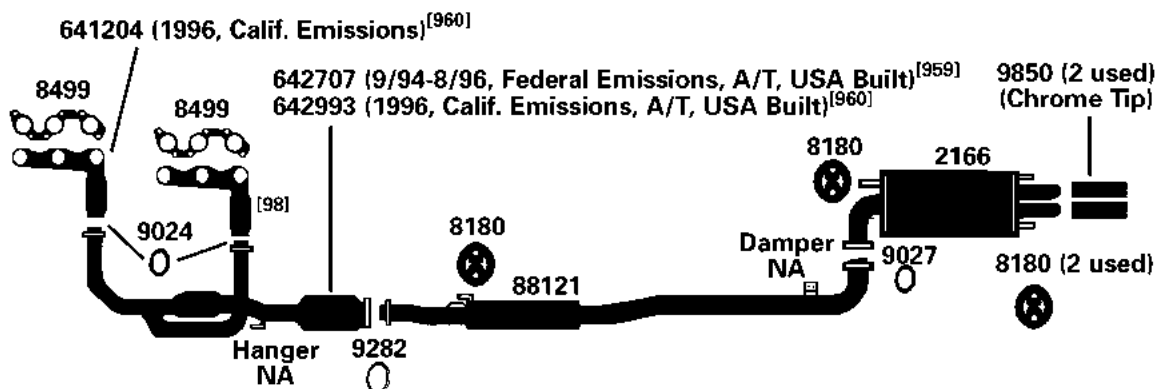
DIRECT FIT MSL/MAXIMUM Muffler... 700393

(9887) 95-96 4 Cyl. Camry Coupe, Sedan; 2.2L EFI Engine



DIRECT FIT MSL/MAXIMUM Muffler... 700448

(9888) 95-96 6 Cyl. Camry Coupe, Sedan; 3.0L EFI Engine



DIRECT FIT MSL/MAXIMUM Muffler... 700432

NA-Not Available. NR-Not Required. FL-Remove and Re-Use Old Flange. ● Golden Warehouse. O.E.-Original Equipment.

Airtube Kit [4948] may be required to complete installation. EFI-Electronic Fuel Injection.

[98] Refer to current Catalytic Converter catalog or Website catalog for availability.

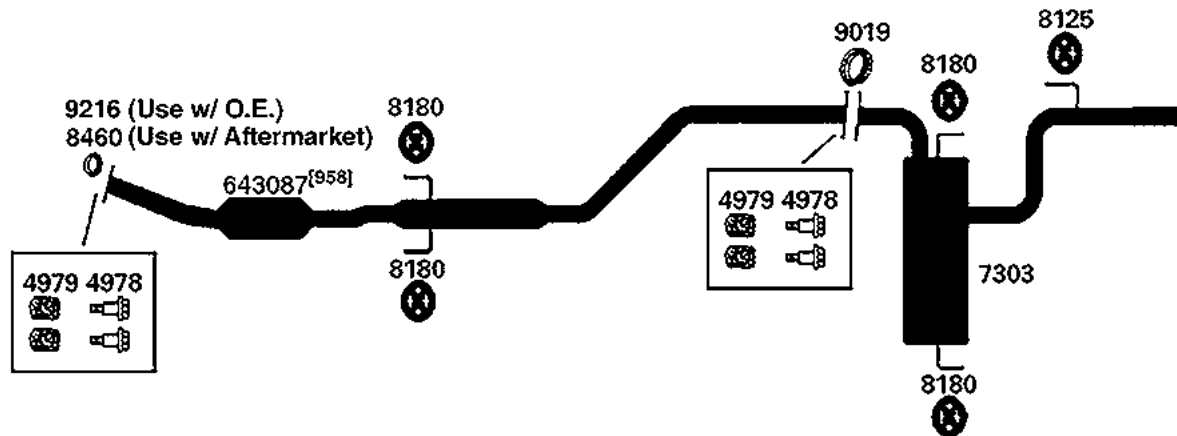
[958] Federal & California Emissions. Not For Sale or Use on vehicles licensed in the state of CA & NY (NY vehicles with CA Emissions). Check with your state authority for details.

[959] Federal Emissions. Not For Sale or Use on vehicles licensed in the state of CA. Check with your state authority.

[960] California Emissions. Not For Sale or Use on vehicles licensed in the state of CA & NY. Check with your state authority.

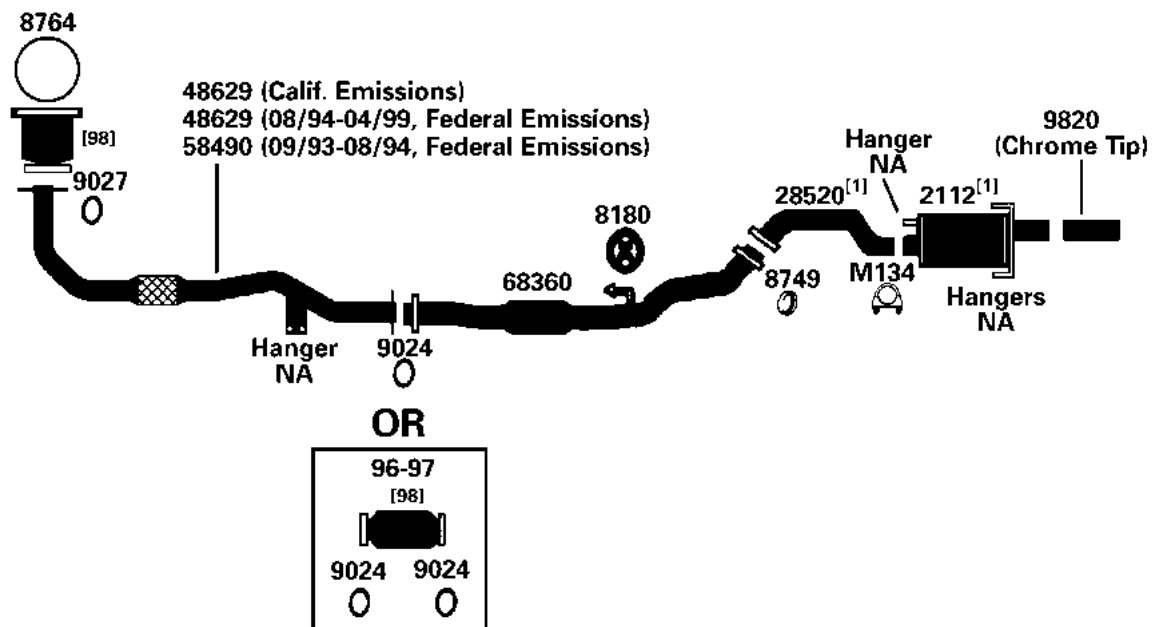
00-05 4 Cyl. Celica GT; 1.8L Engine

(101771)



95-99 4 Cyl. Celica GT; Liftback, Coupe and Convertible; 2.2L EFI Eng., Federal & Calif.

(9985)



NA-Not Available. NR-Not Required. FL-Remove and Re-Use Old Flange. ● Golden Warehouse. O.E.-Original Equipment.

Airtube Kit [4948] may be required to complete installation. EFI-Electronic Fuel Injection.

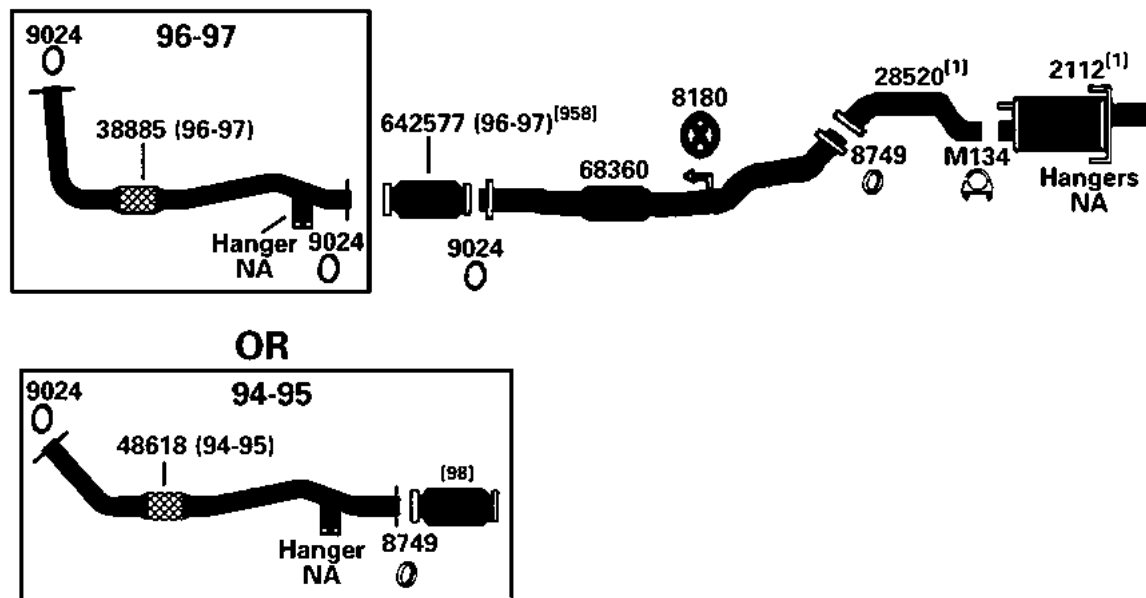
[1] OE system was a welded assembly. It is recommended that all parts noted [1] should be replaced.

[98] Refer to current Catalytic Converter catalog or Website catalog for availability.

[958] Federal & California Emissions. Not For Sale or Use on vehicles licensed in the state of CA & NY (NY vehicles with CA Emissions). Check with your state authority for details.

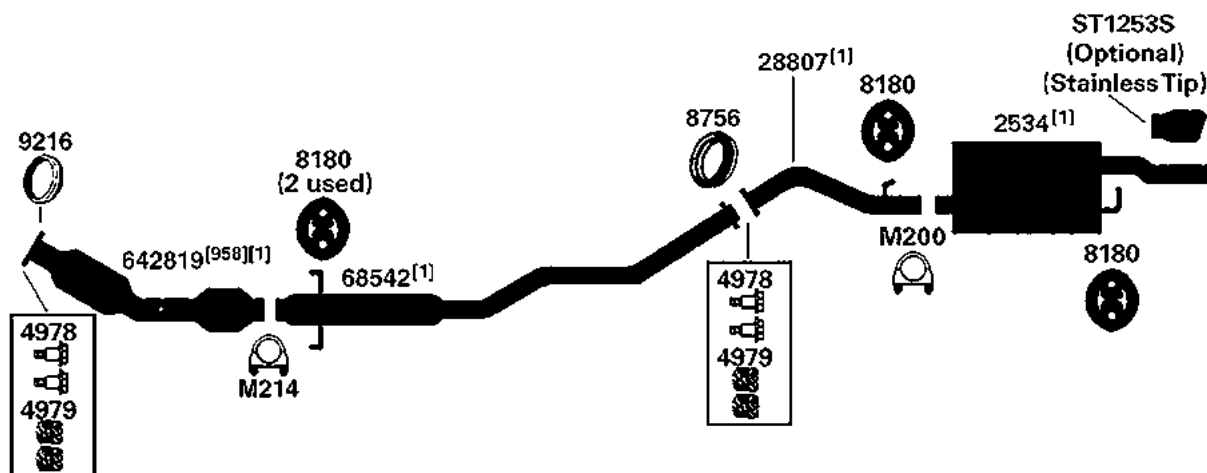
TOYOTA CELICA, SUPRA

(9986) 95-97 4 Cyl. Celica ST; Liftback, Coupe and Convertible; 1.8L EFI Engine



TOYOTA COROLLA

(101998) 10-13 4 Cyl. Corolla, 1.8L Engine, U.S. Built; S Model



NA-Not Available. NR-Not Required. FL-Remove and Re-Use Old Flange. ● Golden Warehouse. O.E.-Original Equipment.

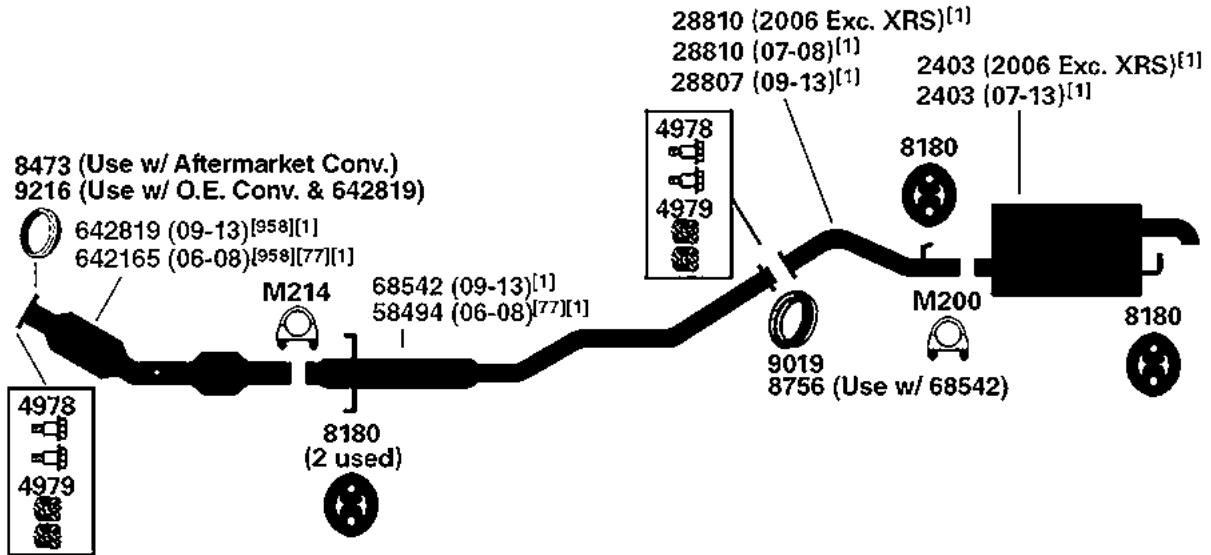
Airtube Kit [4948] may be required to complete installation. EFI-Electronic Fuel Injection.

[1] OE system was a welded assembly. It is recommended that all parts noted [1] should be replaced.

[958] Federal & California Emissions. Not For Sale or Use on vehicles licensed in the state of CA & NY (NY vehicles with CA Emissions). Check with your state authority for details.

10-13 4 Cyl. Corolla, 1.8L Engine, U.S. Built; except S Model
 06-09 4 Cyl. Corolla, 1.8L Engine, U.S. Built

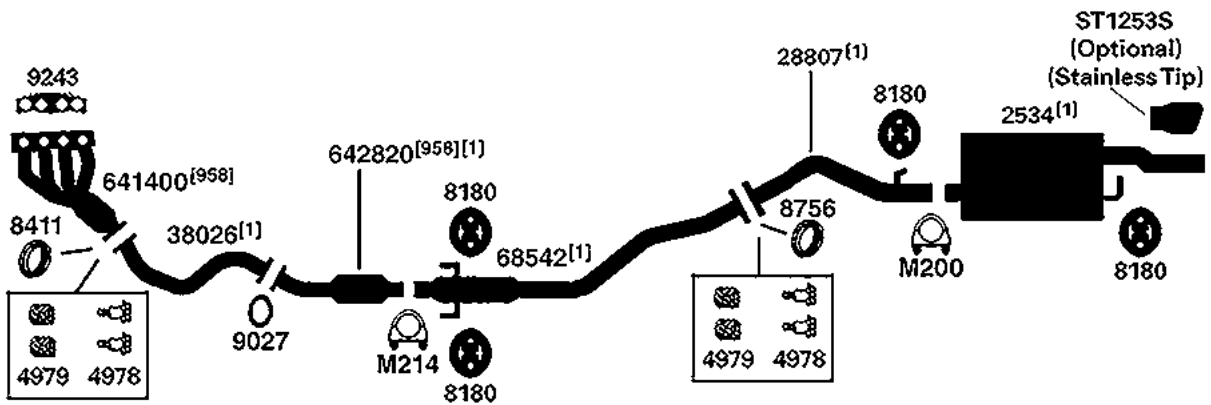
(101997)



DIRECT FIT MSL/MAXIMUM Muffler... 700389 (Exc. XRS Model), 700389

09-10 4 Cyl. Corolla, 2.4L Engine, U.S. Built; XRS Model

(101999)



NA-Not Available. NR-Not Required. FL-Remove and Re-Use Old Flange. ● Golden Warehouse. O.E.-Original Equipment.

Airtube Kit [4948] may be required to complete installation. EFI-Electronic Fuel Injection.

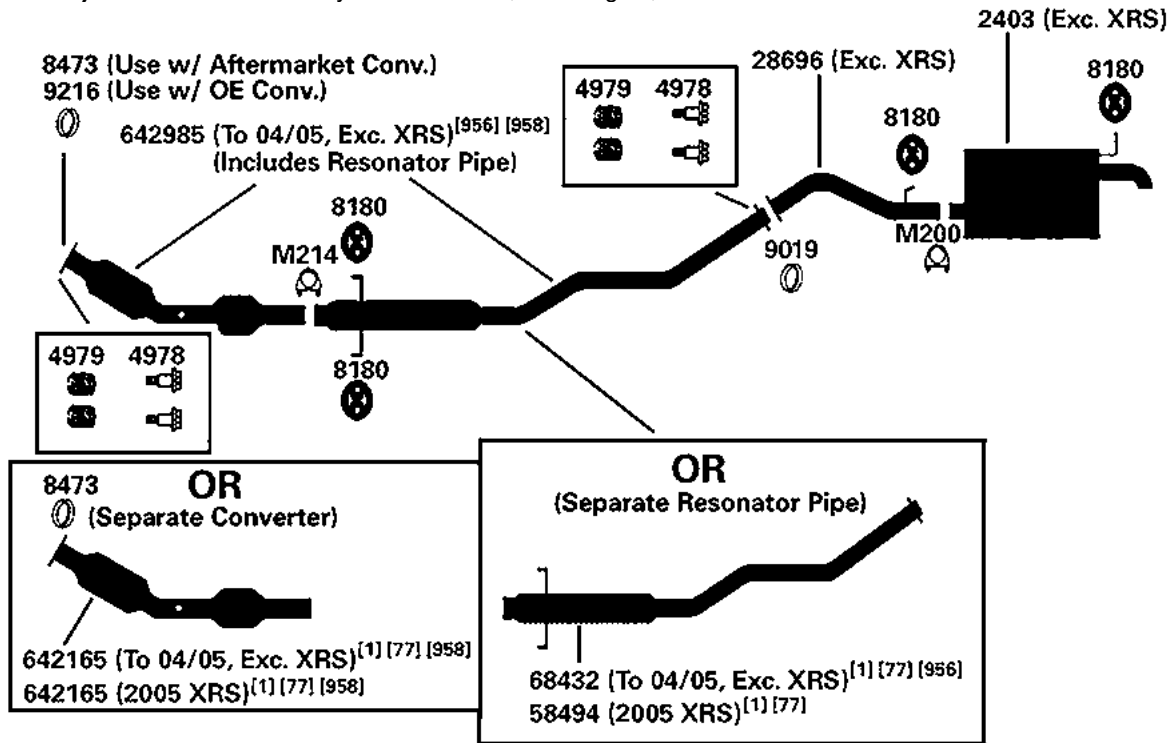
[1] OE system was a welded assembly. It is recommended that all parts noted [1] should be replaced.

[77] O.E. assembly must be cut just in front of weld at resonator inlet.

[958] Federal & California Emissions. Not For Sale or Use on vehicles licensed in the state of CA & NY (NY vehicles with CA Emissions). Check with your state authority for details.

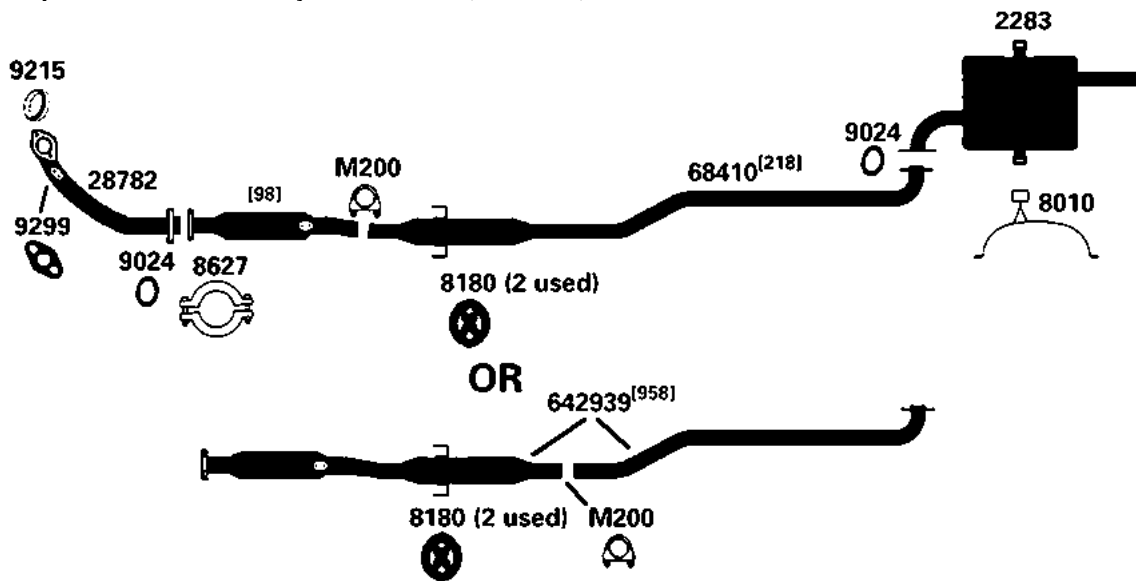
TOYOTA COROLLA

(100458) 03-05 4 Cyl. Corolla, 1.8L Engine, 4 Door Sedan



DIRECT FIT MSL/MAXIMUM Muffler... 700389 (Exc. XRS Model)

(100053) 98-02 4 Cyl. Corolla, 1.8L 16V, DOHC



DIRECT FIT MSL/MAXIMUM Muffler... 700308

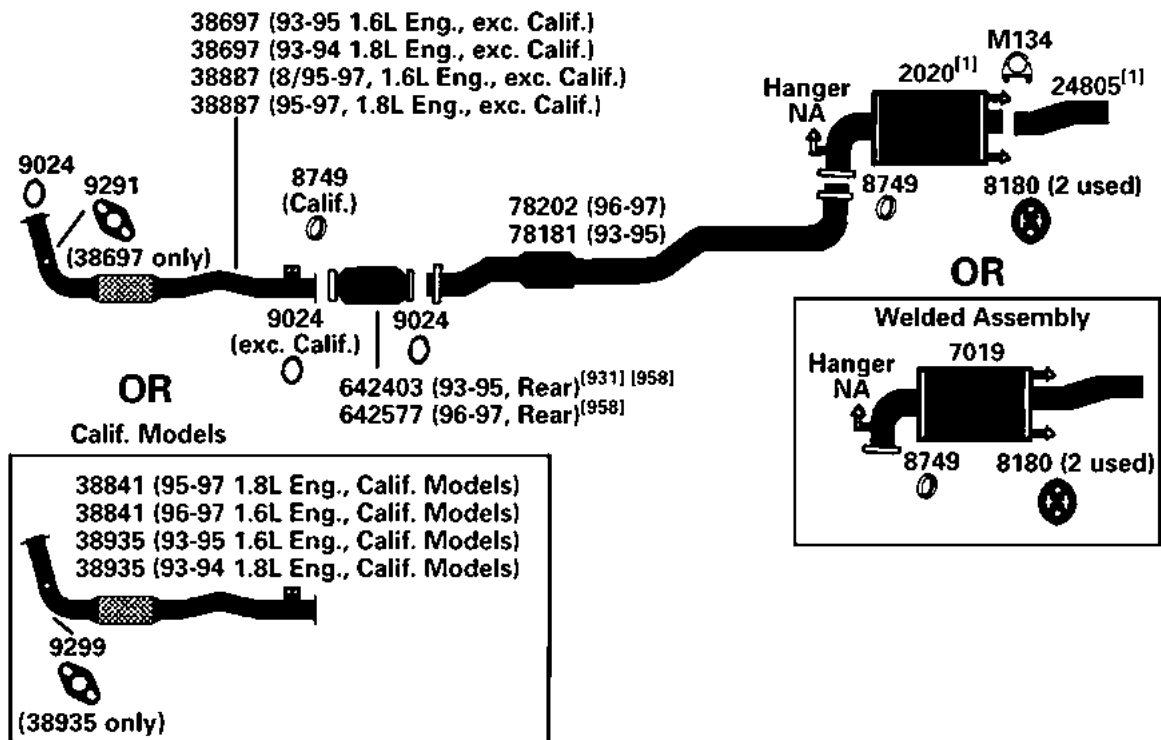
NA-Not Available. NR-Not Required. FL-Remove and Re-Use Old Flange. ● Golden Warehouse. O.E.-Original Equipment.
Airtube Kit [4948] may be required to complete installation. EFI-Electronic Fuel Injection.

- [1] OE system was a welded assembly. It is recommended that all parts noted [1] should be replaced.
- [77] O.E. assembly must be cut just in front of weld at resonator inlet.
- [98] Refer to current Catalytic Converter catalog or Website catalog for availability.

- [218] From O.E. resonator inlet weld, measure along pipe 3-3/4" to cut-off.
- [956] Resonator pipe is not required when ordering converter.
- [958] Federal & California Emissions. Not For Sale or Use on vehicles licensed in the state of CA & NY (NY vehicles with CA Emissions). Check with your state authority for details.

95-97 4 Cyl. Corolla, 1.6L, 1.8L EFI Engine

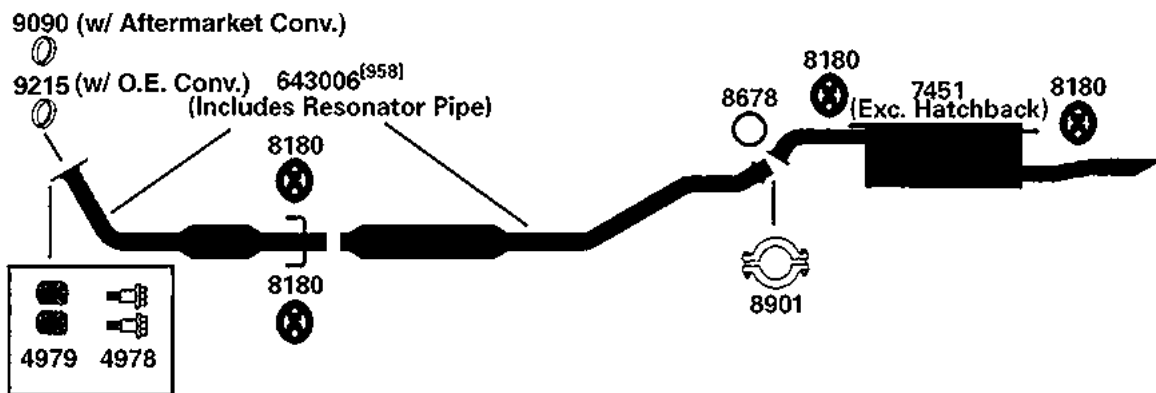
(10054)



DIRECT FIT MSL/MAXIMUM Muffler... Split System- 700211

00-05 4 Cyl. Echo, 1.5L Engine

(100608)



NA-Not Available. NR-Not Required. FL-Remove and Re-Use Old Flange. ● Golden Warehouse. O.E.-Original Equipment.

Airtube Kit [4948] may be required to complete installation. EFI-Electronic Fuel Injection.

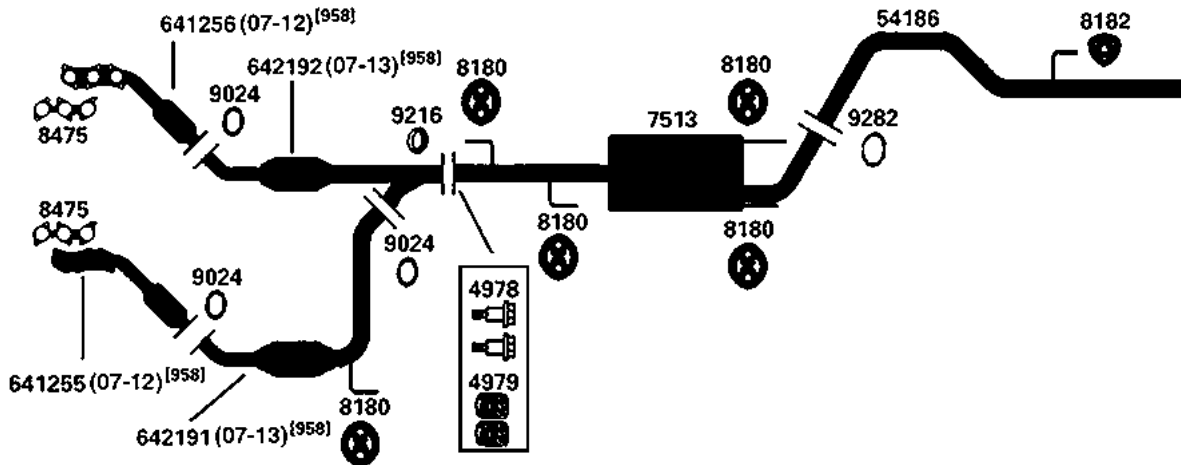
[1] OE system was a welded assembly. It is recommended that all parts noted [1] should be replaced.

[931] This unit was designed to fit many applications. Measurement of the old unit and cutting of new unit is required.

[958] Federal & California Emissions. Not For Sale or Use on vehicles licensed in the state of CA & NY (NY vehicles with CA Emissions). Check with your state authority for details.

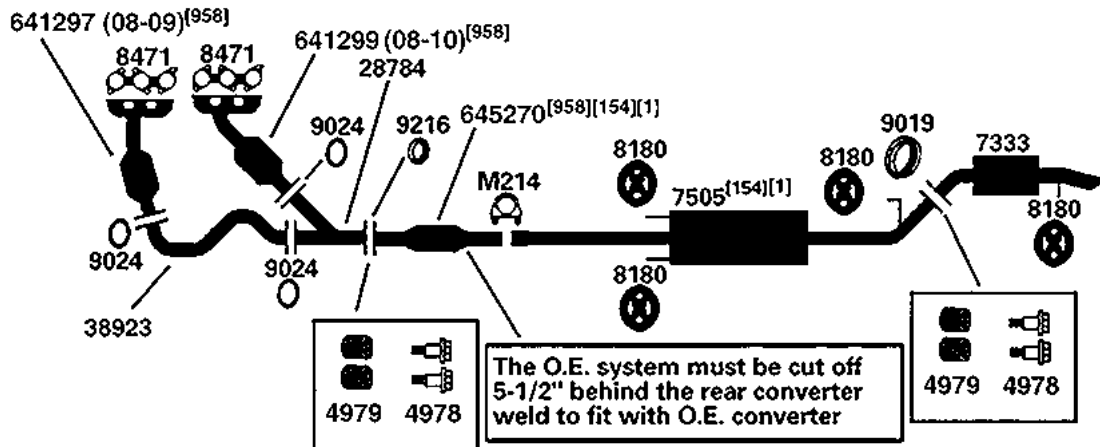
TOYOTA FJ CRUISER

(100734) 07-14 6 Cyl. FJ Cruiser, 4.0L Engine



TOYOTA HIGHLANDER

(101952) 08-13 6 Cyl. Highlander, 3.5L Engine, Exc. Hybrid



NA-Not Available. NR-Not Required. FL-Remove and Re-Use Old Flange. ● Golden Warehouse. O.E.-Original Equipment.

Airtube Kit [4948] may be required to complete installation. EFI-Electronic Fuel Injection.

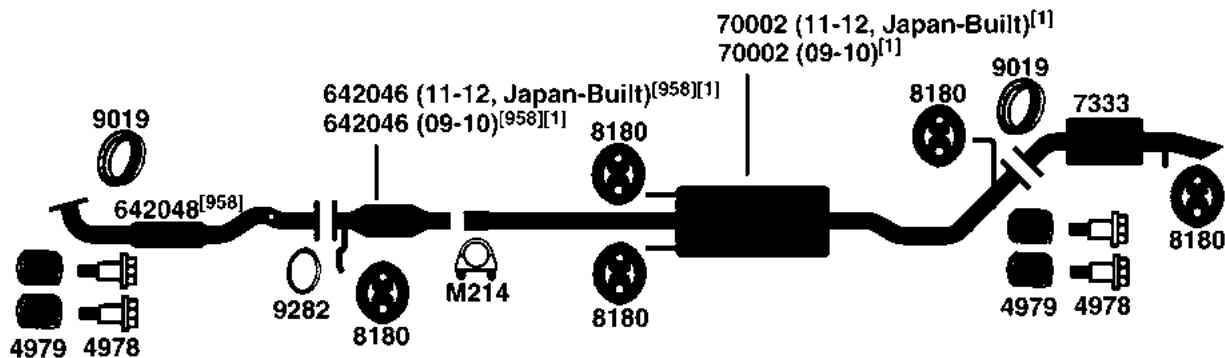
[1] OE system was a welded assembly. It is recommended that all parts noted [1] should be replaced.

[154] The O.E. system must be cut off 5-1/2" behind the rear converter weld.

[958] Federal & California Emissions. Not For Sale or Use on vehicles licensed in the state of CA & NY (NY vehicles with CA Emissions). Check with your state authority for details.

09-12 4 Cyl. Highlander, 2.7L Engine

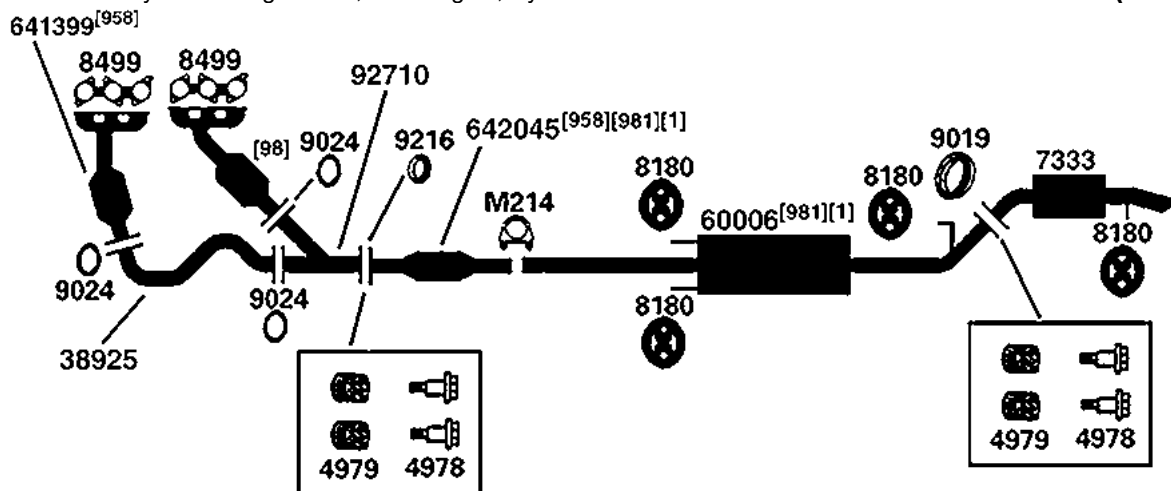
(102630)



Note: Cut 11.00" Behind O.E. Conv. Weld For Muff. Assem. Installation.

08-10 6 Cyl. Highlander, 3.3L Engine, Hybrid

(102640)



NA-Not Available. NR-Not Required. FL-Remove and Re-Use Old Flange. ● Golden Warehouse. O.E.-Original Equipment.

Airtube Kit [4948] may be required to complete installation. EFI-Electronic Fuel Injection.

[1] OE system was a welded assembly. It is recommended that all parts noted [1] should be replaced.

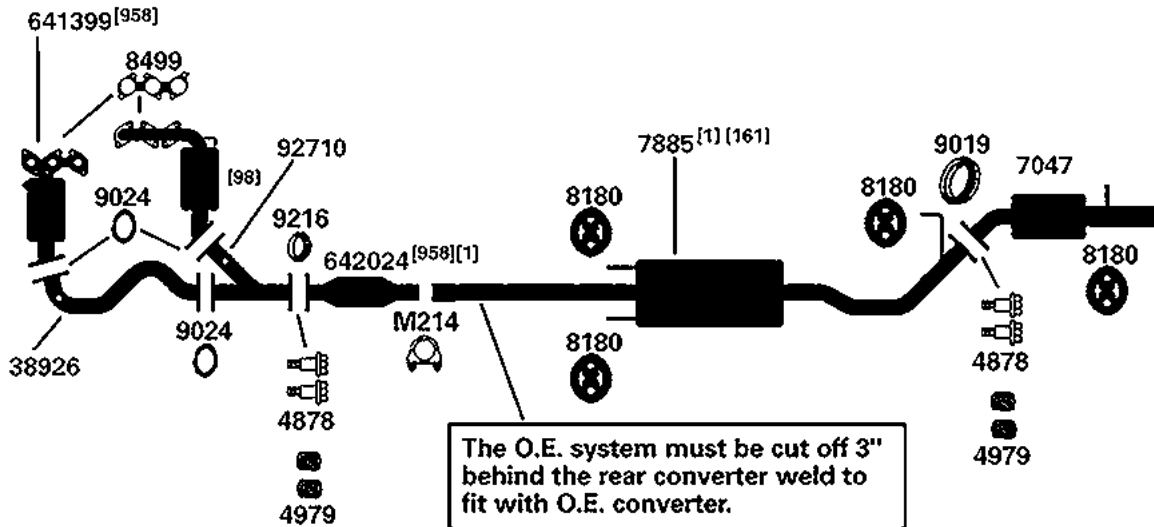
[98] Refer to current Catalytic Converter catalog or Website catalog for availability.

[958] Federal & California Emissions. Not For Sale or Use on vehicles licensed in the state of CA & NY (NY vehicles with CA Emissions). Check with your state authority for details.

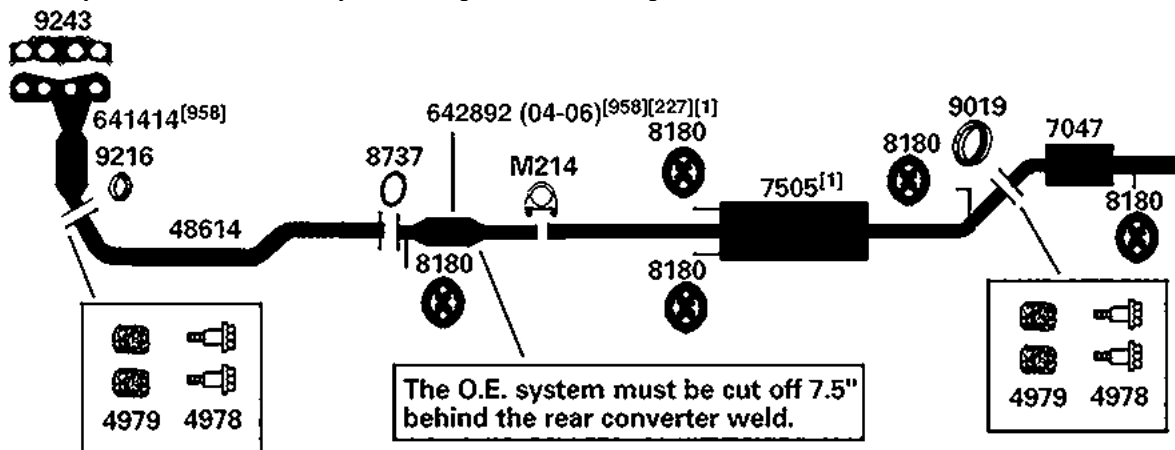
[981] The O.E. System must be cut 9" forward of the front muffler weld.

TOYOTA HIGHLANDER

(102014) 06-07 6 Cyl. Highlander, 3.3L Engine, Hybrid



(100637) 04-07 4 Cyl. Highlander, 2.4L Engine



NA-Not Available. NR-Not Required. FL-Remove and Re-Use Old Flange. ● Golden Warehouse. O.E.-Original Equipment.

Airtube Kit [4948] may be required to complete installation. EFI-Electronic Fuel Injection.

[1] OE system was a welded assembly. It is recommended that all parts noted [1] should be replaced.

[98] Refer to current Catalytic Converter catalog or Website catalog for availability.

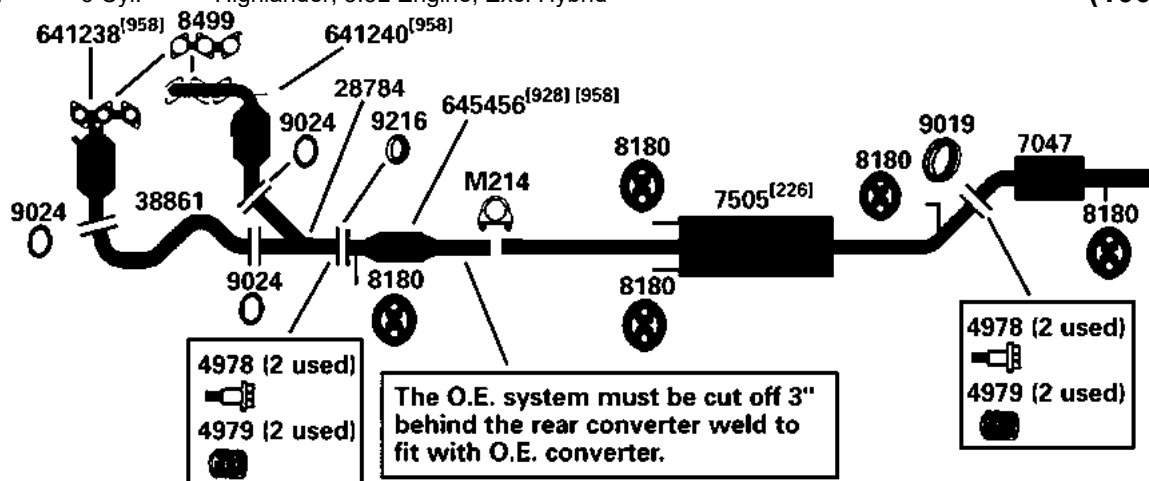
[161] The O.E. system must be cut off 3" behind the rear converter weld.

[227] The O.E. system must be cut off 7-1/2" behind the rear converter weld.

[958] Federal & California Emissions. Not For Sale or Use on vehicles licensed in the state of CA & NY (NY vehicles with CA Emissions). Check with your state authority for details.

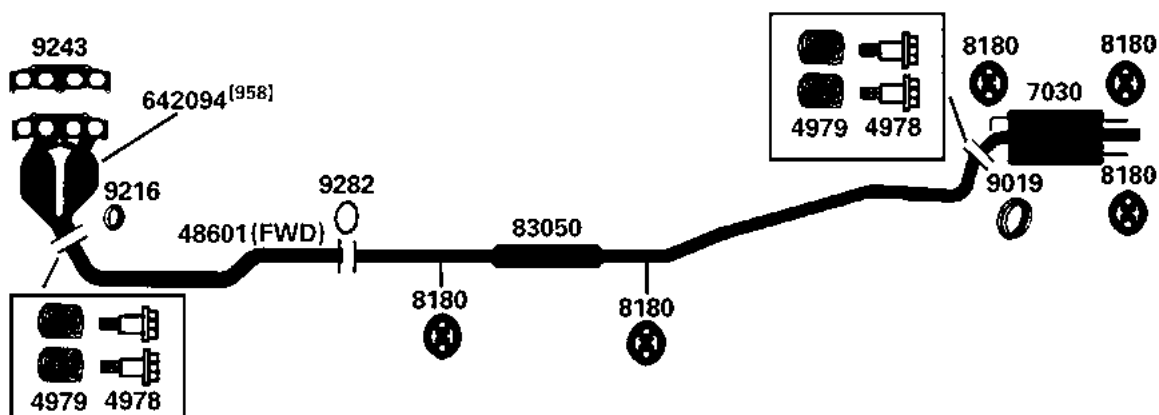
04-07 6 Cyl. Highlander, 3.3L Engine, Exc. Hybrid

(100636)



01-03 4 Cyl. Highlander, 2.4L Engine

(100649)



NA-Not Available. NR-Not Required. FL-Remove and Re-Use Old Flange. ● Golden Warehouse. O.E.-Original Equipment.

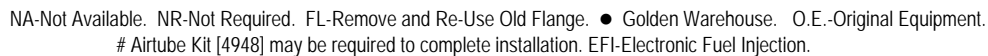
Airtube Kit [4948] may be required to complete installation. EFI-Electronic Fuel Injection.

[226] The O.E. system must be cut off 3" behind the rear converter weld to fit with O.E. converter.

[928] Due to O.E. design, #8 bushing or sizing with aftermarket pipe may be required.

[958] Federal & California Emissions. Not For Sale or Use on vehicles licensed in the state of CA & NY (NY vehicles with CA Emissions). Check with your state authority for details.

(100635)	01-03	6 Cyl.	Highlander, 3.0L Engine
----------	-------	--------	-------------------------

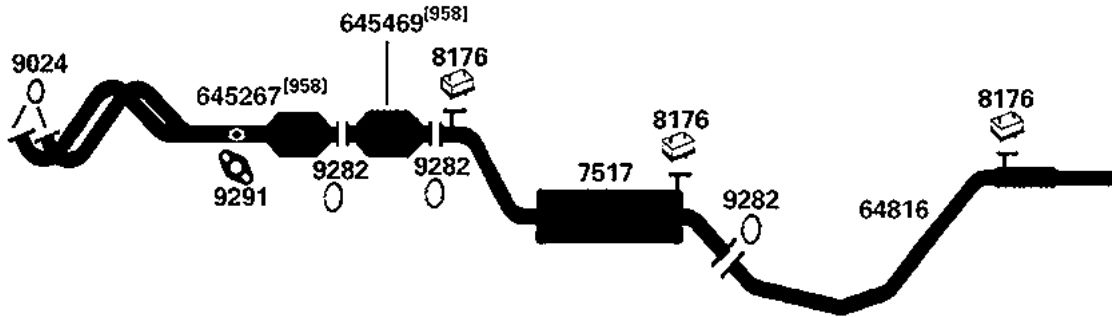


[77] O.E. assembly must be cut just in front of weld at resonator inlet.
[956] Resonator pipe is not required when ordering converter.

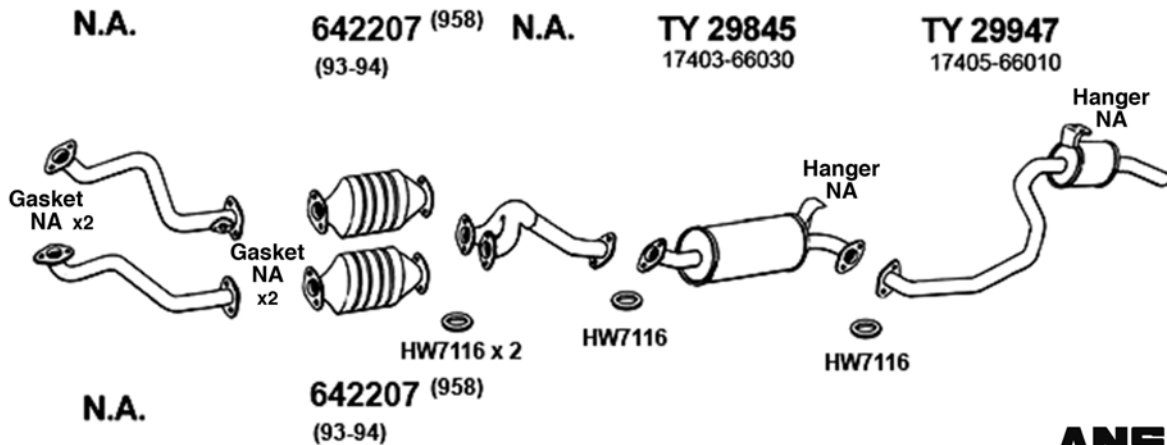
[958] Federal & California Emissions. Not For Sale or Use on vehicles licensed in the state of CA & NY (NY vehicles with CA Emissions). Check with your state authority for details.

TOYOTA LAND CRUISER

95-97 6 Cyl. Landcruiser, 4.5L Engine (1/95 to 4/95 w/front and rear in-line converter system only) (101772)



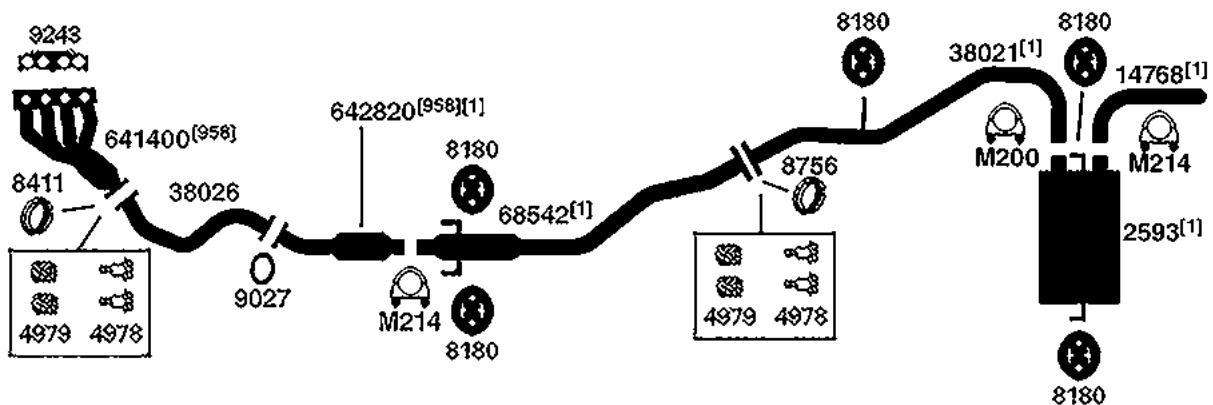
1995 6 Cyl. Landcruiser, 4.5L Engine (To 1/95) (TY122)



ANSA

TOYOTA MATRIX

09-13 4 Cyl. Matrix, 2.4L Engine, FWD (102706)



NA-Not Available. NR-Not Required. FL-Remove and Re-Use Old Flange. ● Golden Warehouse. O.E.-Original Equipment.

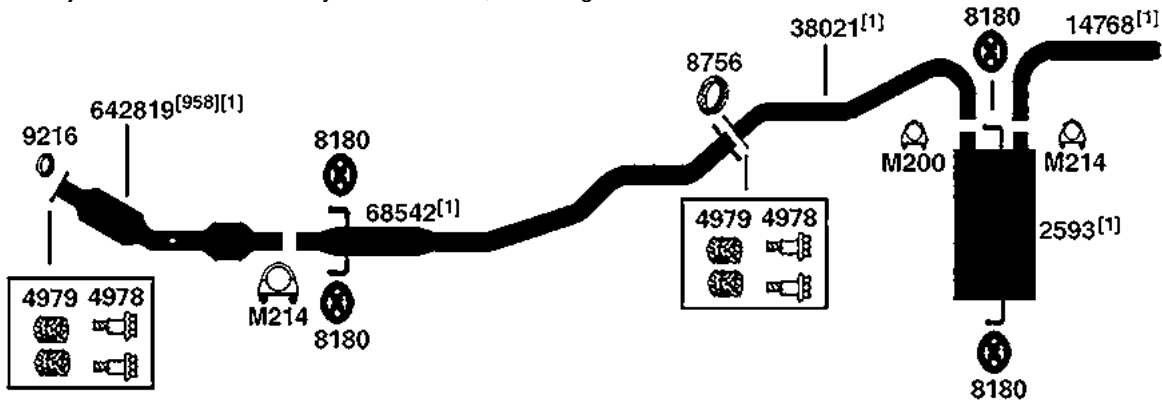
Airtube Kit [4948] may be required to complete installation. EFI-Electronic Fuel Injection.

[1] OE system was a welded assembly. It is recommended that all parts noted [1] should be replaced.

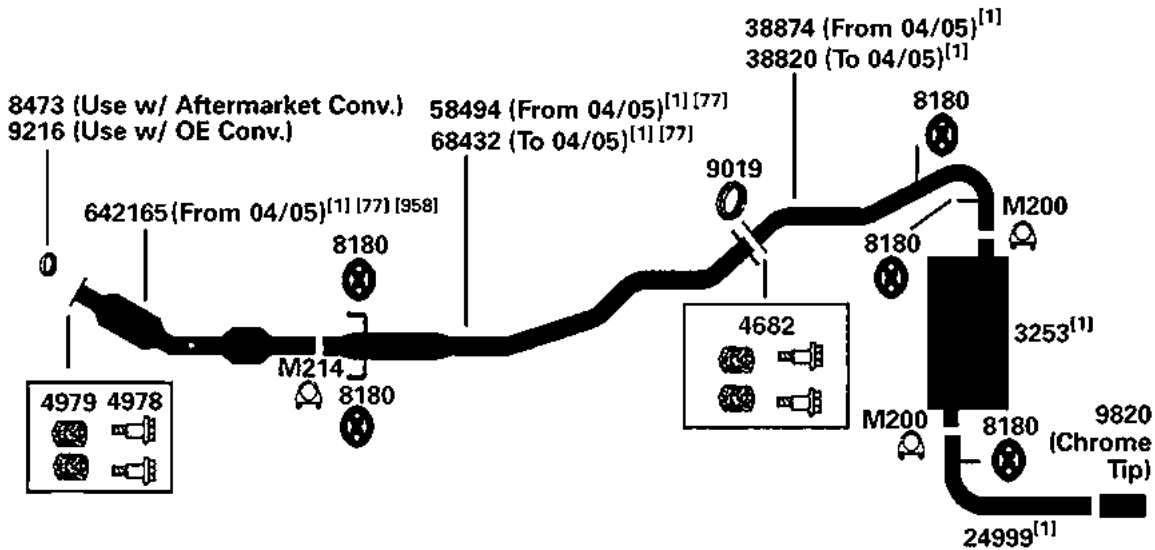
[958] Federal & California Emissions. Not For Sale or Use on vehicles licensed in the state of CA & NY (NY vehicles with CA Emissions). Check with your state authority for details.

TOYOTA MATRIX

(102693) 09-13 4 Cyl. Matrix; 1.8L Engine



(101770) 05-08 4 Cyl. Matrix, 1.8L FWD, 1ZZ-FE Engine (Exc. XRS)



DIRECT FIT MSL/MAXIMUM Muffler... 700098
DIRECT FIT MSL/MAXIMUM Muffler... 700098

NA-Not Available. NR-Not Required. FL-Remove and Re-Use Old Flange. ● Golden Warehouse. O.E.-Original Equipment.
Airtube Kit [4948] may be required to complete installation. EFI-Electronic Fuel Injection.

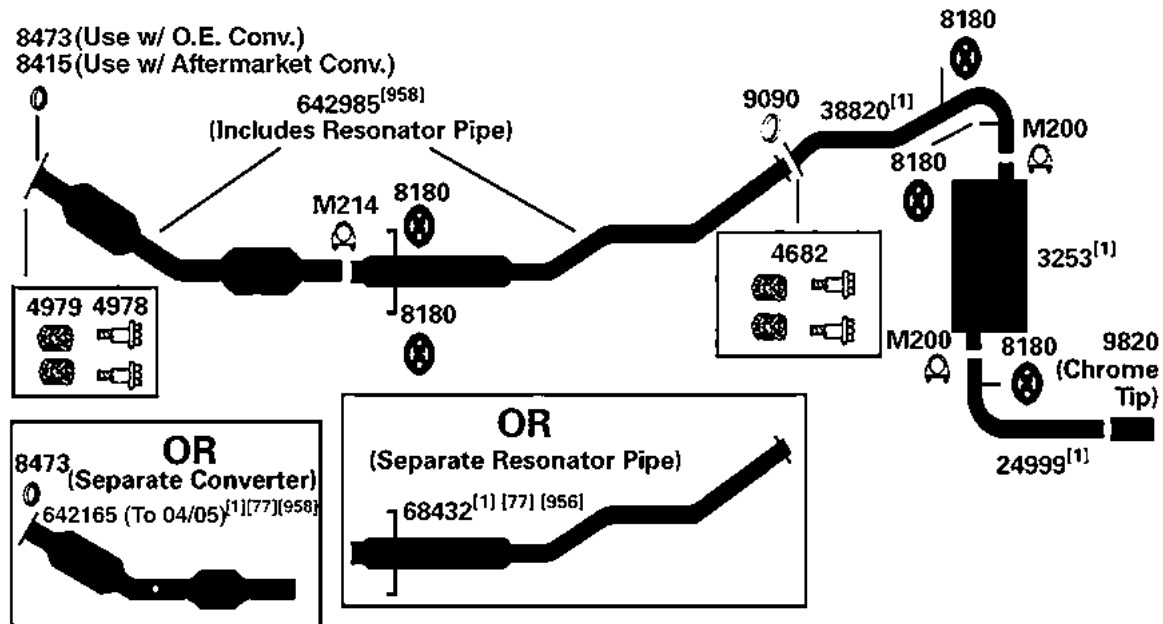
- [1] OE system was a welded assembly. It is recommended that all parts noted [1] should be replaced.
[77] O.E. assembly must be cut just in front of weld at resonator inlet.

- [958] Federal & California Emissions. Not For Sale or Use on vehicles licensed in the state of CA & NY (NY vehicles with CA Emissions). Check with your state authority for details.
[984] Aftermarket is a 2 Piece Design.

TOYOTA MATRIX

03-04 4 Cyl. Matrix, 1.8L FWD, 1ZZ-FE Engine (Exc. XRS)

(100884)

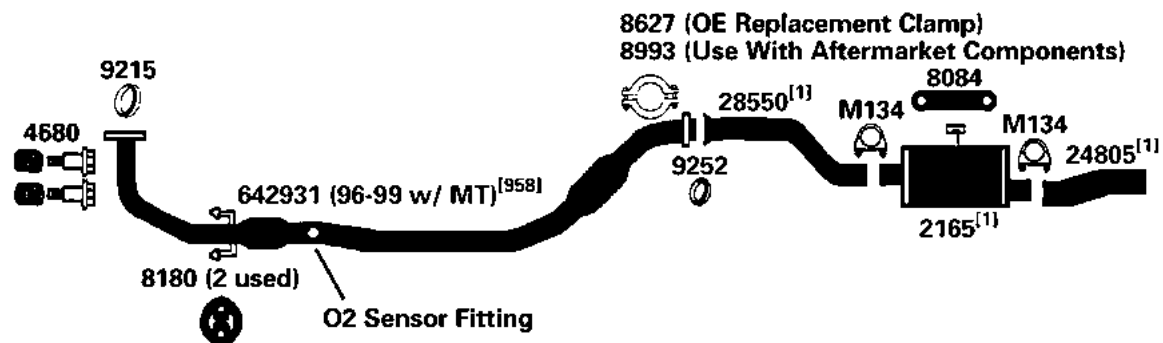


DIRECT FIT MSL/MAXIMUM Muffler... 700098

TOYOTA PASEO

96-99 4 Cyl. Paseo, 1.5L EFI Engine

(13576)



DIRECT FIT MSL/MAXIMUM Muffler... 700353, UNIVERSAL FIT MSL/MAXIMUM Muffler... 709017

NA-Not Available. NR-Not Required. FL-Remove and Re-Use Old Flange. ● Golden Warehouse. O.E.-Original Equipment.

Airtube Kit [4948] may be required to complete installation. EFI-Electronic Fuel Injection.

[1] OE system was a welded assembly. It is recommended that all parts noted [1] should be replaced.

[77] O.E. assembly must be cut just in front of weld at resonator inlet.

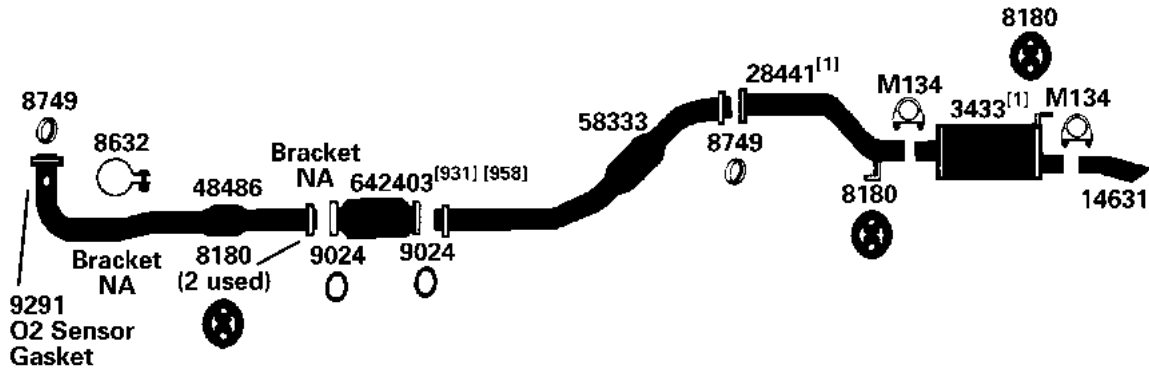
[98] Refer to current Catalytic Converter catalog or Website catalog for availability.

[956] Resonator pipe is not required when ordering converter.

[958] Federal & California Emissions. Not For Sale or Use on vehicles licensed in the state of CA & NY (NY vehicles with CA Emissions). Check with your state authority for details.

TOYOTA PASEO

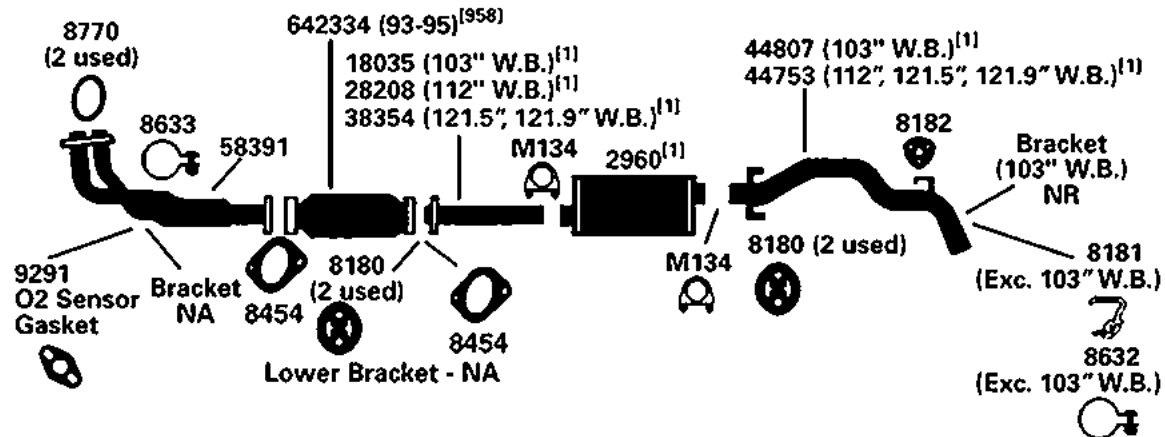
(13575) 1995 4 Cyl. Paseo, 1.5L EFI Engine



DIRECT FIT MSL/MAXIMUM Muffler... 700275

TOYOTA PICKUP, CAB AND CHASSIS

(30526) 1995 4 Cyl. Pickup, Cab and Chassis; 2.4L Fuel Inj; 2 W.D.; 103", 121.5", 121.9" W.B.; except California



DIRECT FIT MSL/MAXIMUM Muffler... 6672, UNIVERSAL FIT MSL/MAXIMUM Muffler... 709994, Silentone DIY Muffler... 5580

NA-Not Available. NR-Not Required. FL-Remove and Re-Use Old Flange. ● Golden Warehouse. O.E.-Original Equipment.

Airtube Kit [4948] may be required to complete installation. EFI-Electronic Fuel Injection.

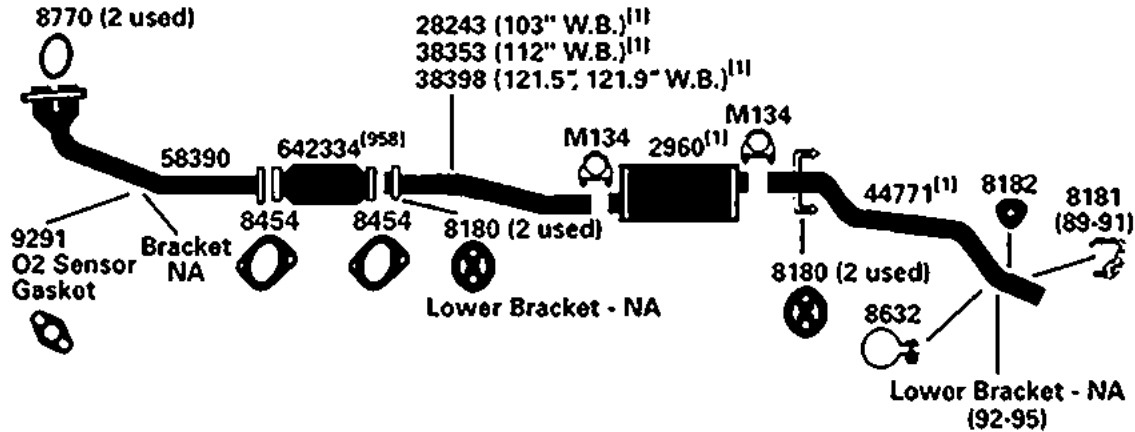
[1] OE system was a welded assembly. It is recommended that all parts noted [1] should be replaced.

[931] This unit was designed to fit many applications. Measurement of the old unit and cutting of new unit is required.

[958] Federal & California Emissions. Not For Sale or Use on vehicles licensed in the state of CA & NY (NY vehicles with CA Emissions). Check with your state authority for details.

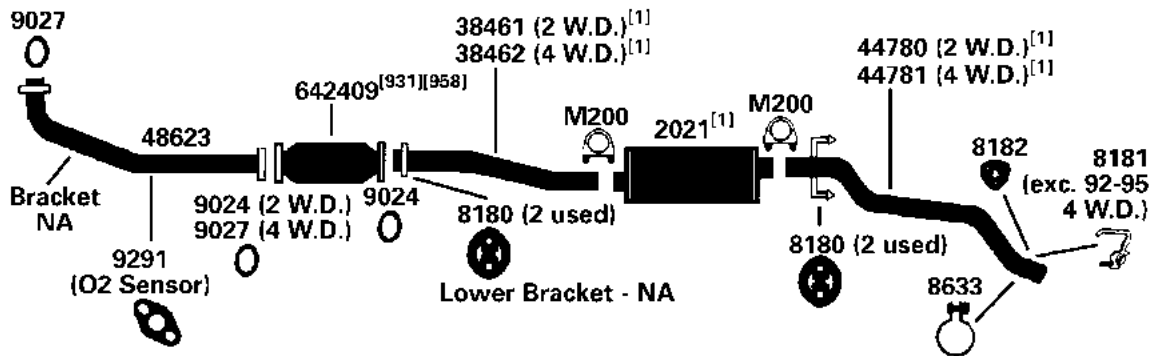
TOYOTA PICKUP, CAB AND CHASSIS

1995 4 Cyl. Pickup, Cab and Chassis; 2.4L Fuel Inj; 4 W.D.; 103", 121.5", 121.9" W.B.; (30523)
except California



DIRECT FIT MSL/MAXIMUM Muffler... 6672, UNIVERSAL FIT MSL/MAXIMUM Muffler... 709994, Silentone DIY Muffler... 5580

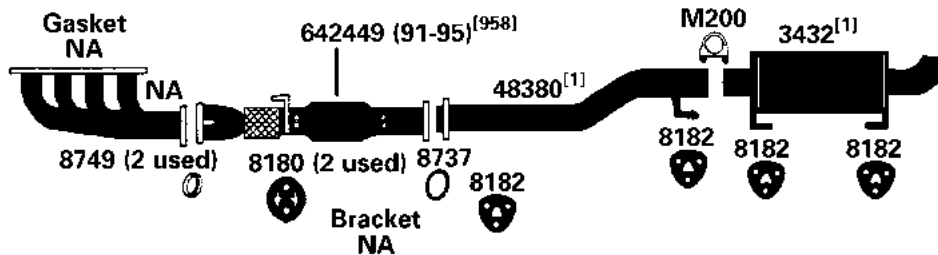
1995 6 Cyl. Pickup, Cab and Chassis; 3.0L Engine; 121.5", 121.9" W.B.; 2 W.D., 4 W.D.; (30525)
except California



DIRECT FIT MSL/MAXIMUM Muffler... 700152, UNIVERSAL FIT MSL/MAXIMUM Muffler... 709993, 709994

TOYOTA PREVIA

1995 4 Cyl. Previa; 2.4L EFI Engine (2TZFE), All Trac 94-95; except Supercharged Engine (34700)



DIRECT FIT MSL/MAXIMUM Muffler... 700354

NA-Not Available. NR-Not Required. FL-Remove and Re-Use Old Flange. ● Golden Warehouse. O.E.-Original Equipment.

Airtube Kit [4948] may be required to complete installation. EFI-Electronic Fuel Injection.

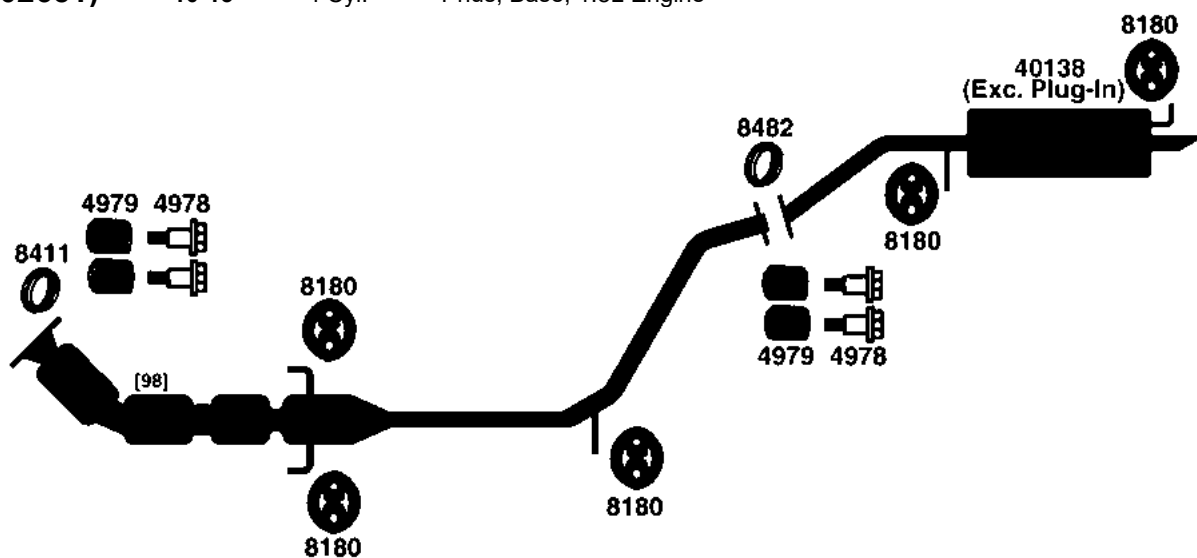
[1] OE system was a welded assembly. It is recommended that all parts noted [1] should be replaced.

[931] This unit was designed to fit many applications. Measurement of the old unit and cutting of new unit is required.

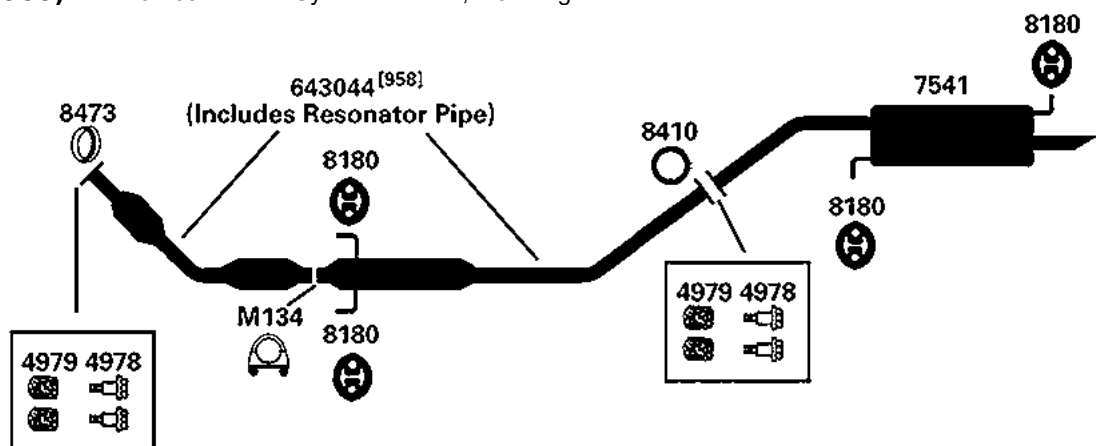
[958] Federal & California Emissions. Not For Sale or Use on vehicles licensed in the state of CA & NY (NY vehicles with CA Emissions). Check with your state authority for details.

TOYOTA PRIUS

(102651) 10-13 4 Cyl. Prius, Base, 1.8L Engine



(101953) 04-09 4 Cyl. Prius, 1.5L Engine

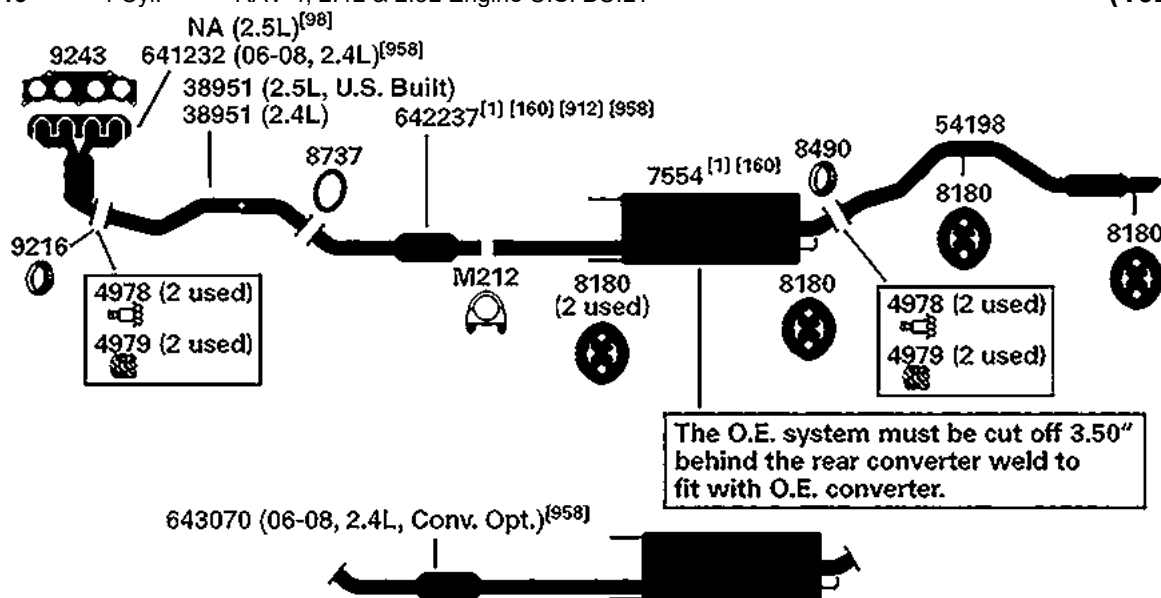
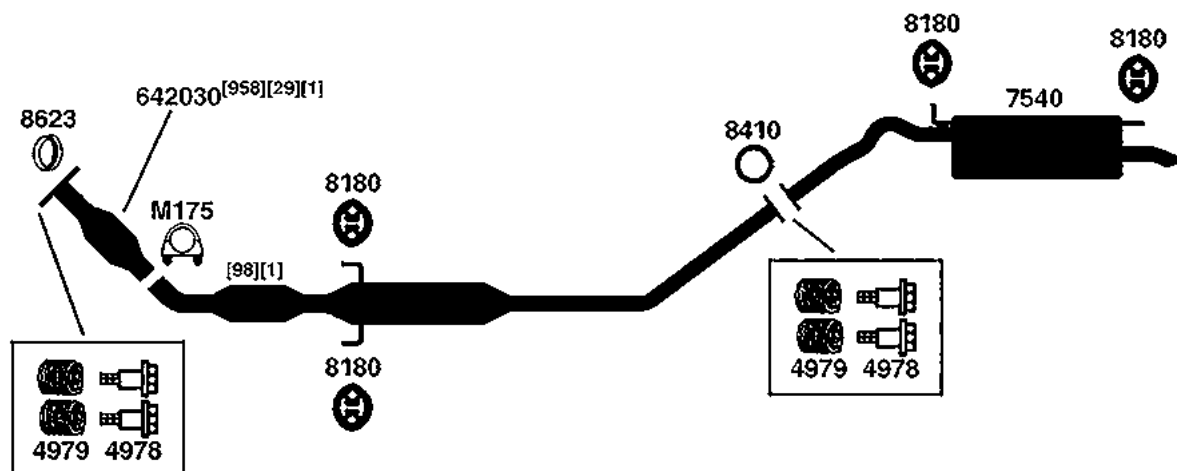


NA-Not Available. NR-Not Required. FL-Remove and Re-Use Old Flange. ● Golden Warehouse. O.E.-Original Equipment.

Airtube Kit [4948] may be required to complete installation. EFI-Electronic Fuel Injection.

[98] Refer to current Catalytic Converter catalog or Website catalog for availability.

[958] Federal & California Emissions. Not For Sale or Use on vehicles licensed in the state of CA & NY (NY vehicles with CA Emissions). Check with your state authority for details.



NA-Not Available. NR-Not Required. FL-Remove and Re-Use Old Flange. ● Golden Warehouse. O.E.-Original Equipment.

Airtube Kit [4948] may be required to complete installation. EFI-Electronic Fuel Injection.

[1] OE system was a welded assembly. It is recommended that all parts noted [1] should be replaced.

[29] Cut as required.

[98] Refer to current Catalytic Converter catalog or Website catalog for availability.

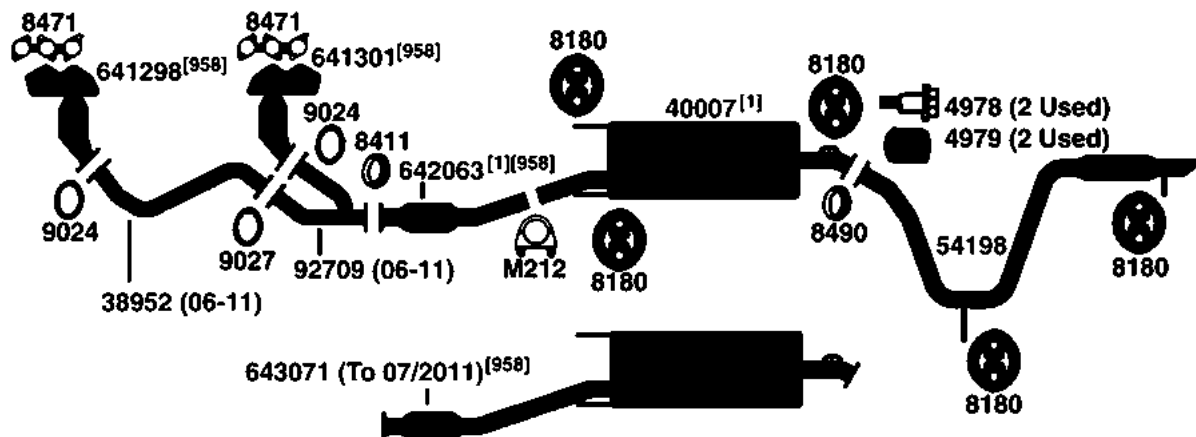
[160] The O.E. system must be cut off 3.5" behind the rear converter weld.

[912] When using with aftermarket piping, direct fit converter may require INLET/OUTLET pipe resizing.

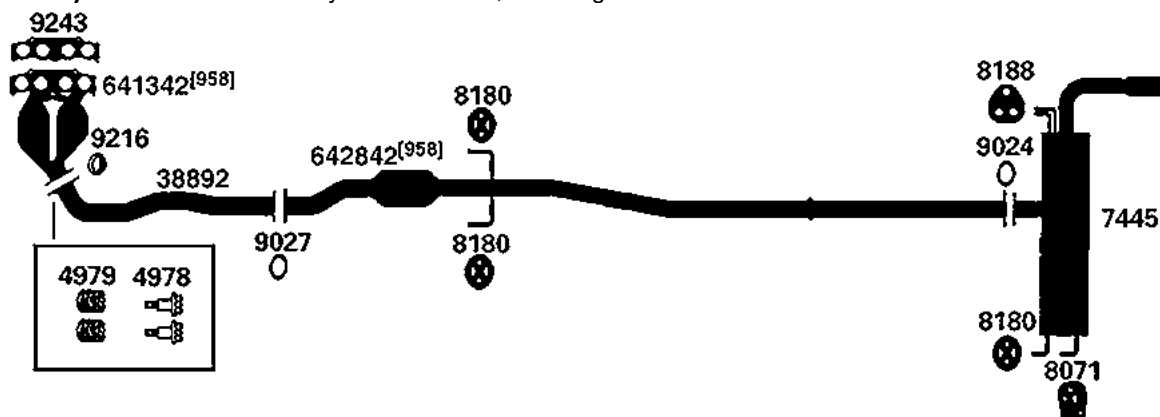
[958] Federal & California Emissions. Not For Sale or Use on vehicles licensed in the state of CA & NY (NY vehicles with CA Emissions). Check with your state authority for details.

TOYOTA RAV-4

(102580) 06-12 6 Cyl. RAV-4, 3.5L Eng.



(101774) 04-05 4 Cyl. RAV-4, 2.4L Engine



NA-Not Available. NR-Not Required. FL-Remove and Re-Use Old Flange. ● Golden Warehouse. O.E.-Original Equipment.

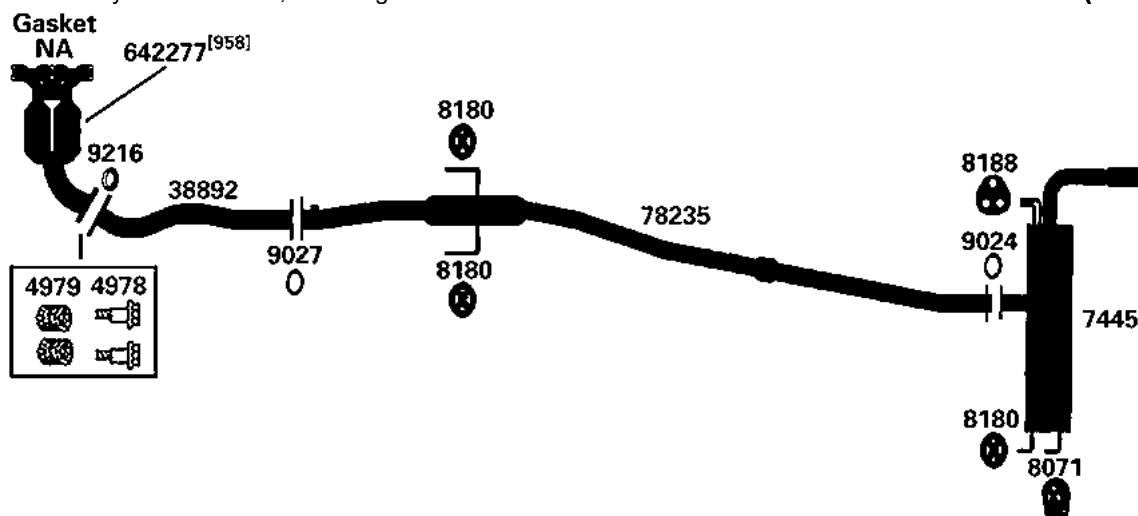
Airtube Kit [4948] may be required to complete installation. EFI-Electronic Fuel Injection.

[1] OE system was a welded assembly. It is recommended that all parts noted [1] should be replaced.

[958] Federal & California Emissions. Not For Sale or Use on vehicles licensed in the state of CA & NY (NY vehicles with CA Emissions). Check with your state authority for details.

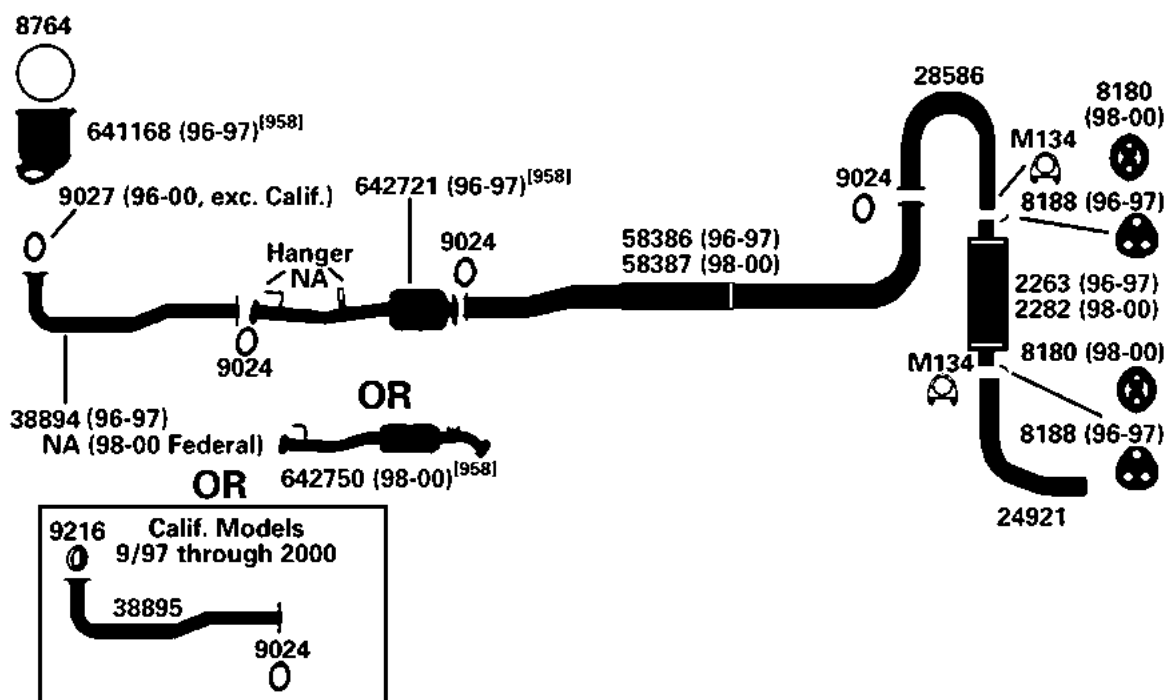
01-03 4 Cyl. RAV-4, 2.0L Engine

(100415)



96-00 4 Cyl. RAV-4, 2.0L 2 Door., 2 W.D. & 4 W.D.

(100152)



DIRECT FIT MSL/MAXIMUM Muffler... 700324 (96-97), 700325 (98-00)

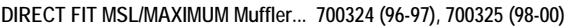
NA-Not Available. NR-Not Required. FL-Remove and Re-Use Old Flange. ● Golden Warehouse. O.E.-Original Equipment.

Airtube Kit [4948] may be required to complete installation. EFI-Electronic Fuel Injection.

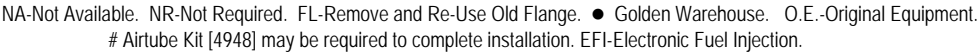
[1] OE system was a welded assembly. It is recommended that all parts noted [1] should be replaced.

[958] Federal & California Emissions. Not For Sale or Use on vehicles licensed in the state of CA & NY (NY vehicles with CA Emissions). Check with your state authority for details.

(100153) **96-00** 4 Cyl. RAV-4, 2.0L 4 Door, 2 W.D. & 4 W.D.



(102669)	08-14	8 Cyl.	Sequoia, 5.7L Engine
	10-12	8 Cyl.	Sequoia, 4.6L Engine



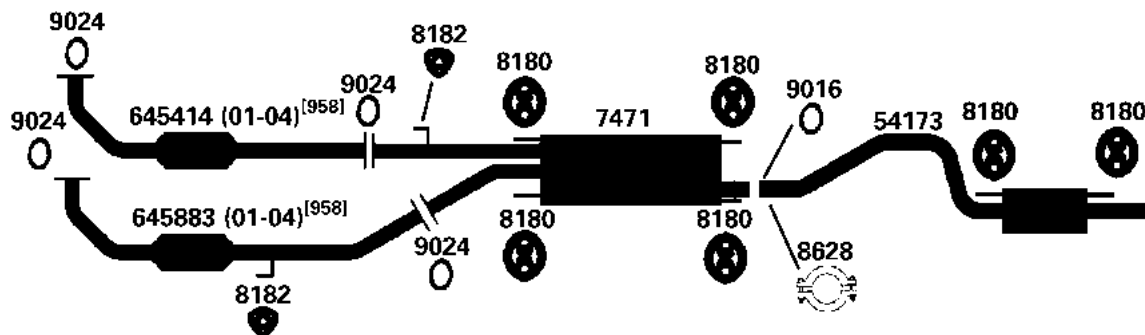
[98] Refer to current Catalytic Converter catalog or Website catalog for availability.

[958] Federal & California Emissions. Not For Sale or Use on vehicles licensed in the state of CA & NY (NY vehicles with CA Emissions). Check with your state authority for details.

TOYOTA SEQUOIA

01-07 8 Cyl. Sequoia, 4.7L Engine

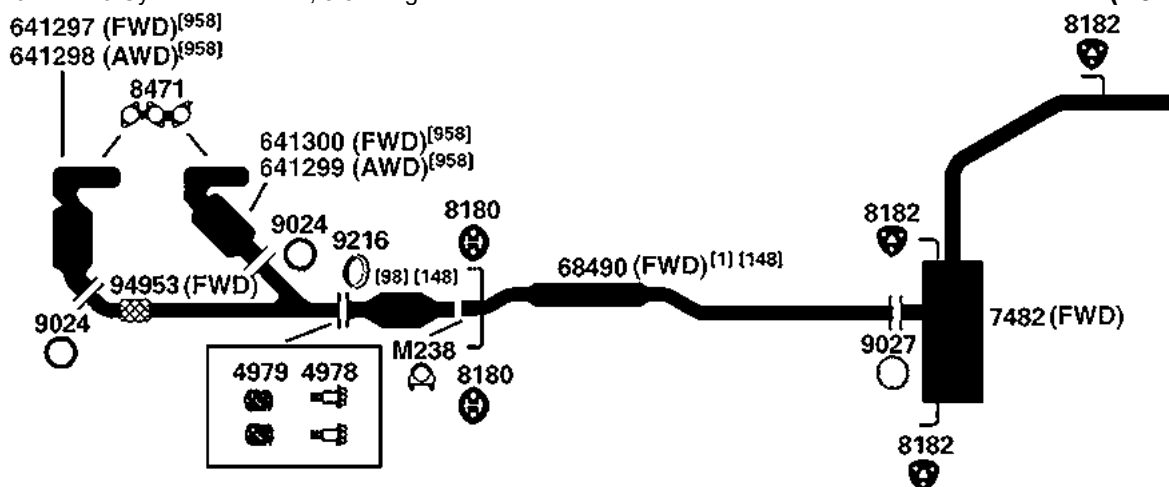
(100638)



TOYOTA SIENNA

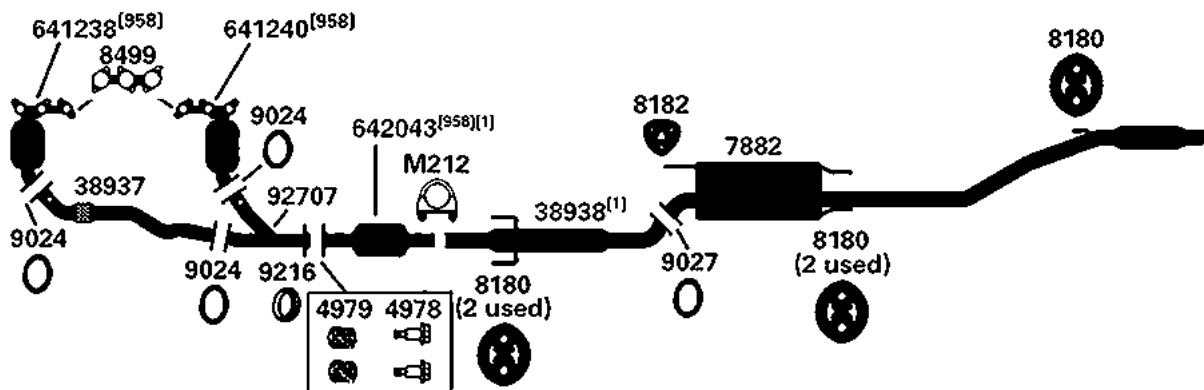
07-10 6 Cyl. Sienna, 3.5L Engine

(101946)



04-06 6 Cyl. Sienna, 3.3L Engine, AWD

(102000)



NA-Not Available. NR-Not Required. FL-Remove and Re-Use Old Flange. ● Golden Warehouse. O.E.-Original Equipment.

Airtube Kit [4948] may be required to complete installation. EFI-Electronic Fuel Injection.

[1] OE system was a welded assembly. It is recommended that all parts noted [1] should be replaced.

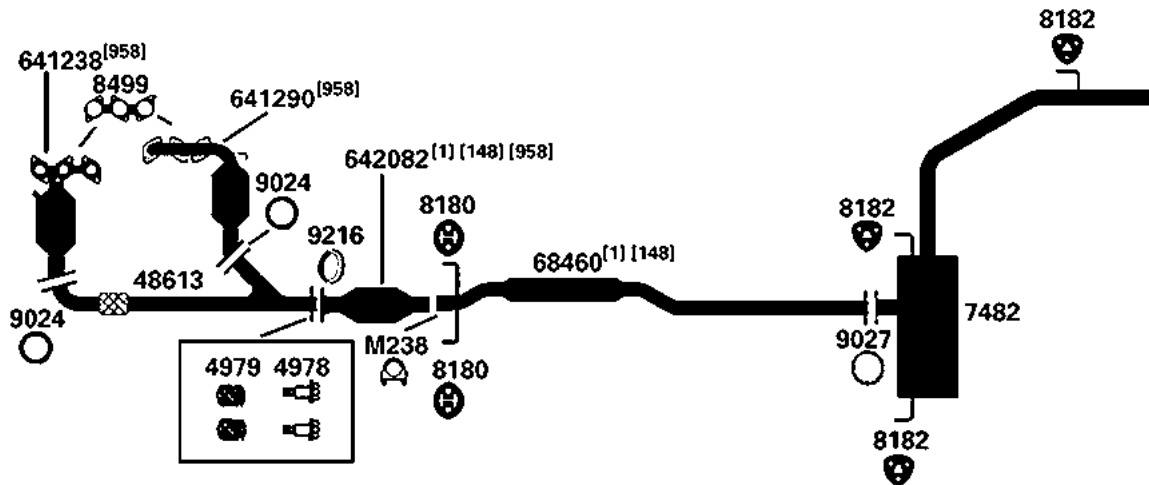
[98] Refer to current Catalytic Converter catalog or Website catalog for availability.

[148] The O.E. system must be cut off 2.625" behind the rear converter weld.

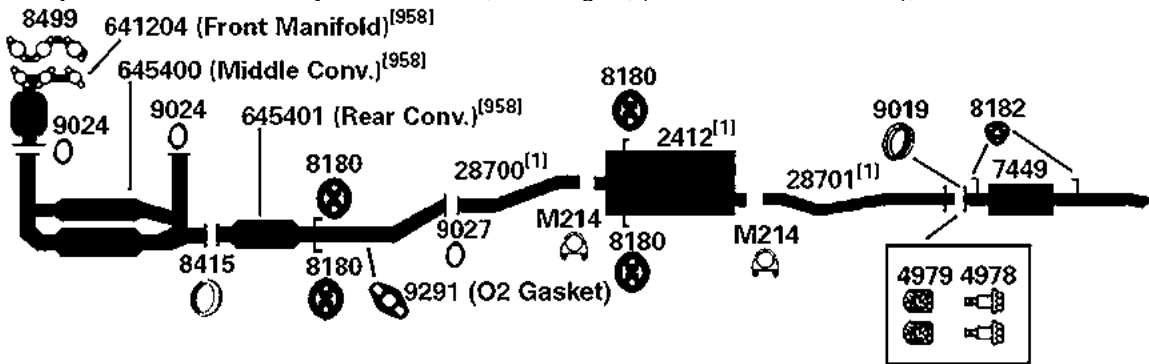
[958] Federal & California Emissions. Not For Sale or Use on vehicles licensed in the state of CA & NY (NY vehicles with CA Emissions). Check with your state authority for details.

TOYOTA SIENNA

(101879) 04-06 6 Cyl. Sienna, 3.3L Engine, FWD

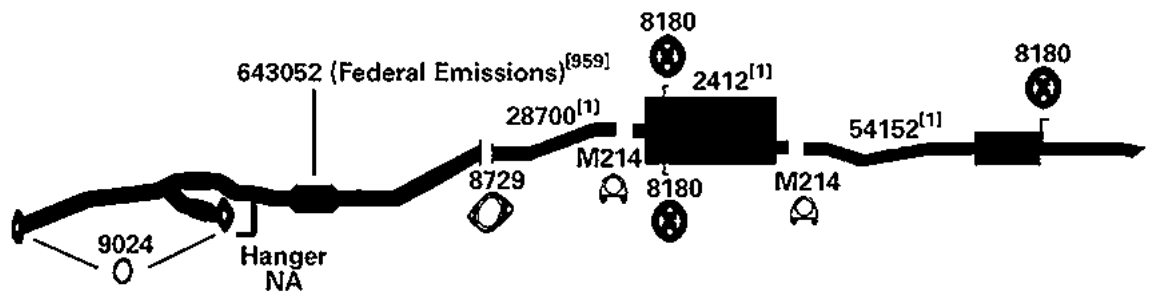


(100391) 01-03 6 Cyl. Sienna, 3.0L Engine, (build date 08/00 - 01/03); exc. California



DIRECT FIT MSL/MAXIMUM Muffler... Front Muffler- 700399

(100392) 98-00 6 Cyl. Sienna, 3.0L Engine, (build date 02/98 - 08/00); exc. California



DIRECT FIT MSL/MAXIMUM Muffler... Front Muffler- 700399

NA-Not Available. NR-Not Required. FL-Remove and Re-Use Old Flange. ● Golden Warehouse. O.E.-Original Equipment.

Airtube Kit [4948] may be required to complete installation. EFI-Electronic Fuel Injection.

[1] OE system was a welded assembly. It is recommended that all parts noted [1] should be replaced.

[98] Refer to current Catalytic Converter catalog or Website catalog for availability.

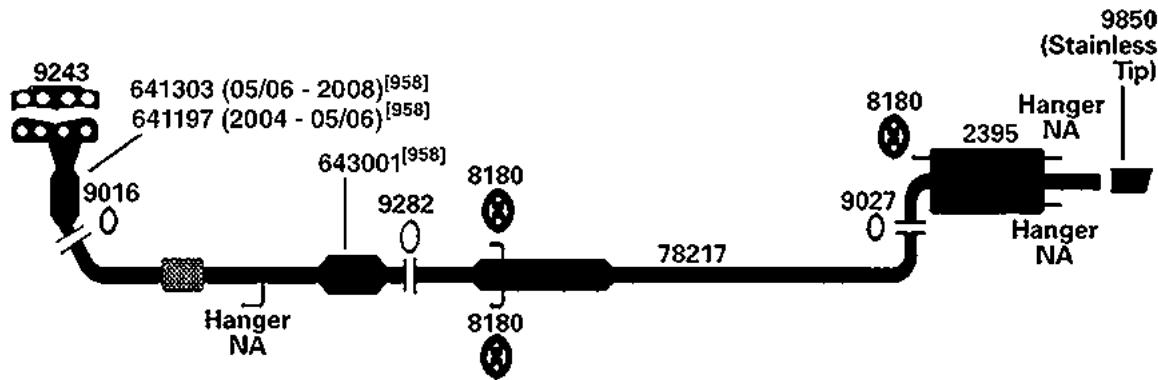
[148] The O.E. system must be cut off 2.625" behind the rear converter weld.

[958] Federal & California Emissions. Not For Sale or Use on vehicles licensed in the state of CA & NY (NY vehicles with CA Emissions). Check with your state authority for details.

[959] Federal Emissions. Not For Sale or Use on vehicles licensed in the state of CA. Check with your state authority.

04-08 4 Cyl. Solara, 2.4L Engine

(100716)



DIRECT FIT MSL/MAXIMUM Muffler... 700431
DIRECT FIT MSL/MAXIMUM Muffler... 700431

04-08 6 Cyl. Solara, 3.3L Engine

(100693)



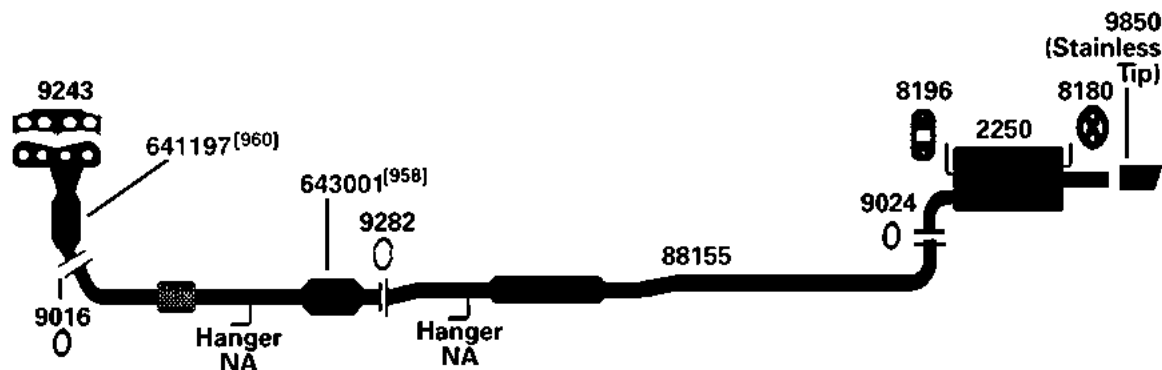
DIRECT FIT MSL/MAXIMUM Muffler... 700431

NA-Not Available. NR-Not Required. FL-Remove and Re-Use Old Flange. ● Golden Warehouse. O.E.-Original Equipment.
Airtube Kit [4948] may be required to complete installation. EFI-Electronic Fuel Injection.

[958] Federal & California Emissions. Not For Sale or Use on vehicles licensed in the state of CA & NY (NY vehicles with CA Emissions). Check with your state authority for details.

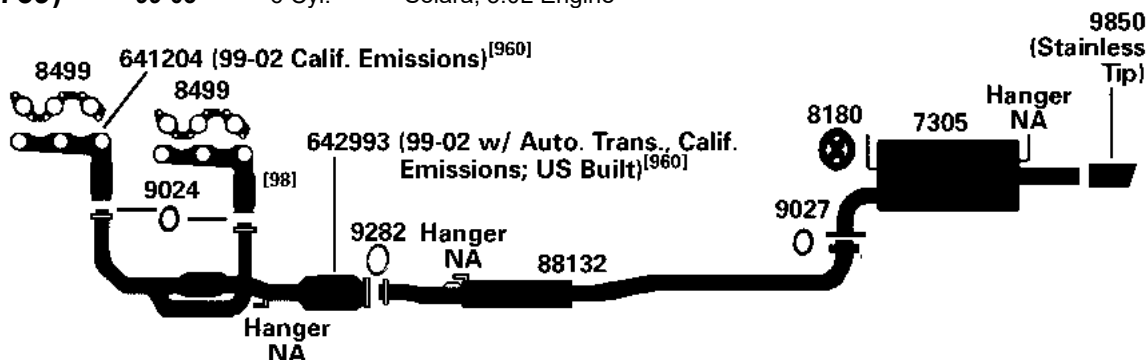
TOYOTA SOLARA

(100715) 02-03 4 Cyl. Solara, 2.4L Engine

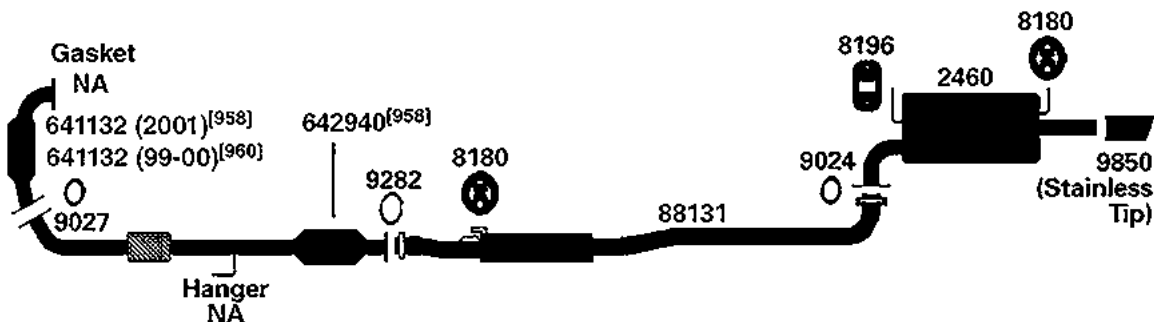


DIRECT FIT MSL/MAXIMUM Muffler... 700391

(101769) 99-03 6 Cyl. Solara, 3.0L Engine



(100692) 99-01 4 Cyl. Solara, 2.2L Engine



NA-Not Available. NR-Not Required. FL-Remove and Re-Use Old Flange. ● Golden Warehouse. O.E.-Original Equipment.

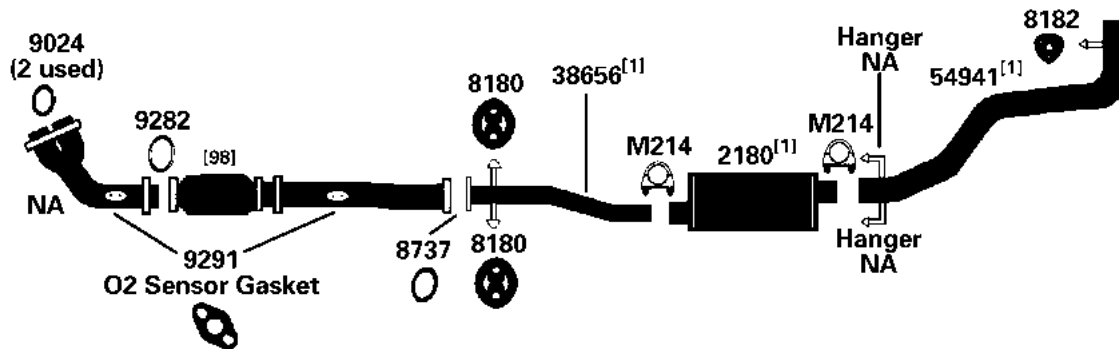
Airtube Kit [4948] may be required to complete installation. EFI-Electronic Fuel Injection.

[98] Refer to current Catalytic Converter catalog or Website catalog for availability.
 [958] Federal & California Emissions. Not For Sale or Use on vehicles licensed in the state of CA & NY (NY vehicles with CA Emissions). Check with your state authority for details.

[960] California Emissions. Not For Sale or Use on vehicles licensed in the state of CA & NY. Check with your state authority.

95-98 6 Cyl. T100 Pickup, 3.4L, 4 WD, Ext. Cab

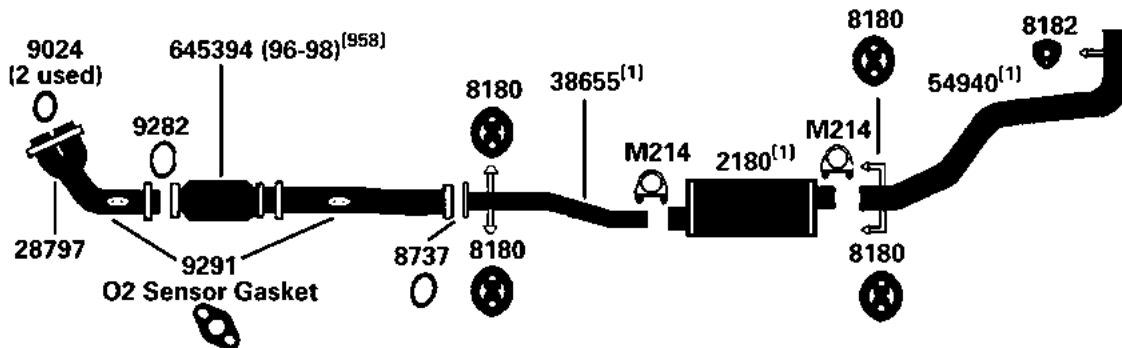
(100141)



DIRECT FIT MSL/MAXIMUM Muffler... 700252

95-98 6 Cyl. T100 Pickup, 3.4L, 2 W.D., Ext. Cab

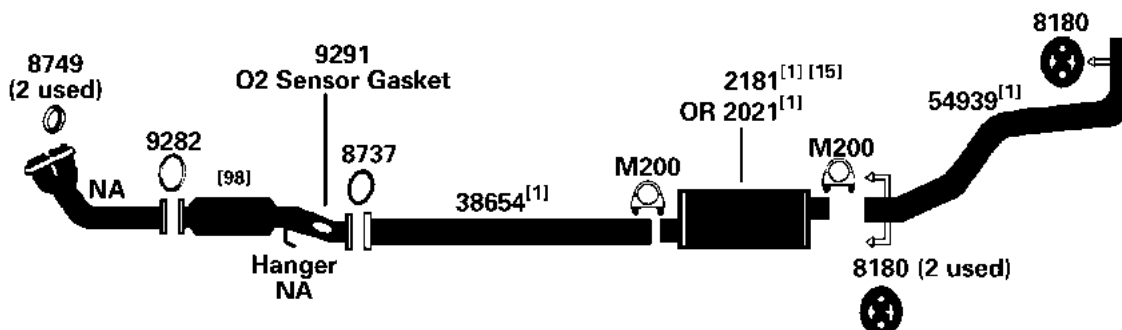
(100140)



DIRECT FIT MSL/MAXIMUM Muffler... 700252

95-98 4 Cyl. T100 Pickup, 2.7L, 2 W.D., Reg. Cab.

(100139)



DIRECT FIT MSL/MAXIMUM Muffler... 700152, 700313, UNIVERSAL FIT MSL/MAXIMUM Muffler... 709994

NA-Not Available. NR-Not Required. FL-Remove and Re-Use Old Flange. ● Golden Warehouse. O.E.-Original Equipment.

Airtube Kit [4948] may be required to complete installation. EFI-Electronic Fuel Injection.

[1] OE system was a welded assembly. It is recommended that all parts noted [1] should be replaced.

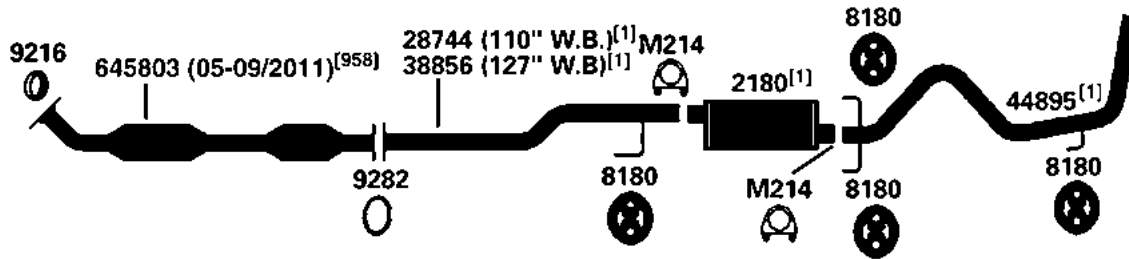
[15] Discontinued, use until inventory is depleted.

[98] Refer to current Catalytic Converter catalog or Website catalog for availability.

[958] Federal & California Emissions. Not For Sale or Use on vehicles licensed in the state of CA & NY (NY vehicles with CA Emissions). Check with your state authority for details.

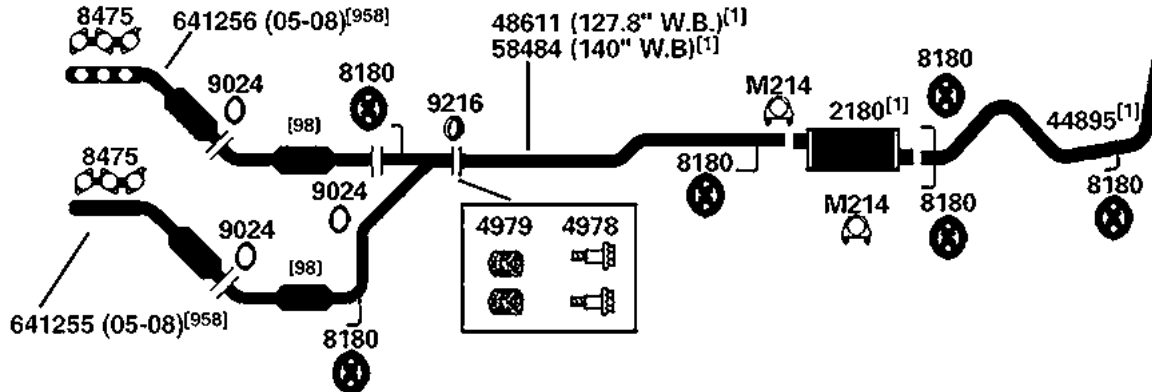
TOYOTA TACOMA PICKUP

(100718) 05-14 4 Cyl. Tacoma Pickup, 2.7L Engine; 110", 127" W.B.; 2 W.D. & 4 W.D.



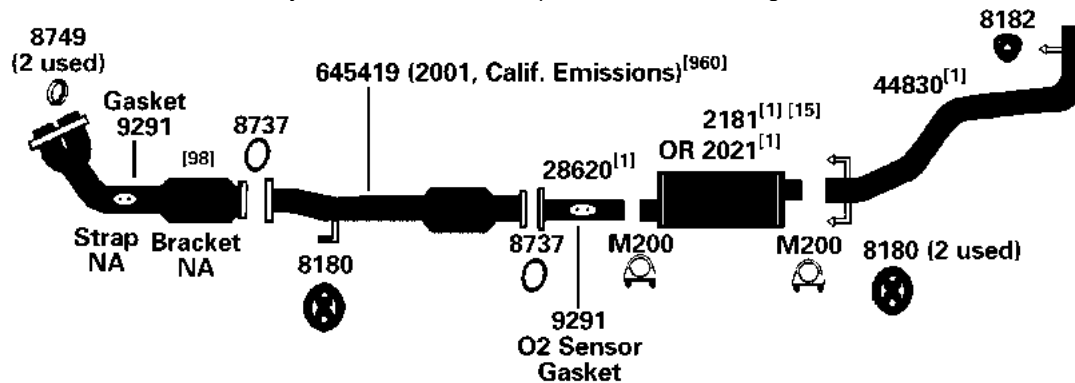
DIRECT FIT MSL/MAXIMUM Muffler... 700252

(100717) 05-14 6 Cyl. Tacoma Pickup, 4.0L Engine; 127.8", 140" W.B.; 2 W.D. & 4 W.D.



DIRECT FIT MSL/MAXIMUM Muffler... 700252

(100334) 01-04 4 Cyl. Tacoma Pickup, 2.7L Engine; 103" W.B., 4 W.D.
01-04 4 Cyl. Tacoma Pickup, Prerunner, 2.7L Engine; 103" W.B., 2 W.D.



DIRECT FIT MSL/MAXIMUM Muffler... 700152, 700313, UNIVERSAL FIT MSL/MAXIMUM Muffler... 709994

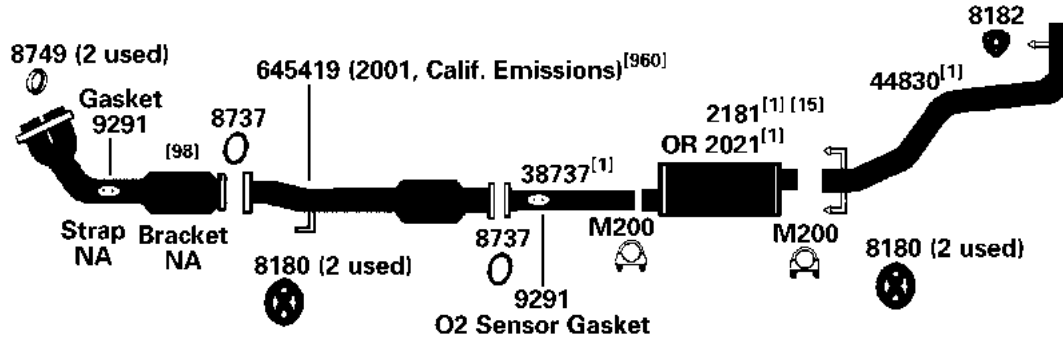
NA-Not Available. NR-Not Required. FL-Remove and Re-Use Old Flange. ● Golden Warehouse. O.E.-Original Equipment.
Airtube Kit [4948] may be required to complete installation. EFI-Electronic Fuel Injection.

- [1] OE system was a welded assembly. It is recommended that all parts noted [1] should be replaced.
[15] Discontinued, use until inventory is depleted.
[98] Refer to current Catalytic Converter catalog or Website catalog for availability.

- [958] Federal & California Emissions. Not For Sale or Use on vehicles licensed in the state of CA & NY (NY vehicles with CA Emissions). Check with your state authority for details.
[960] California Emissions. Not For Sale or Use on vehicles licensed in the state of CA & NY. Check with your state authority.

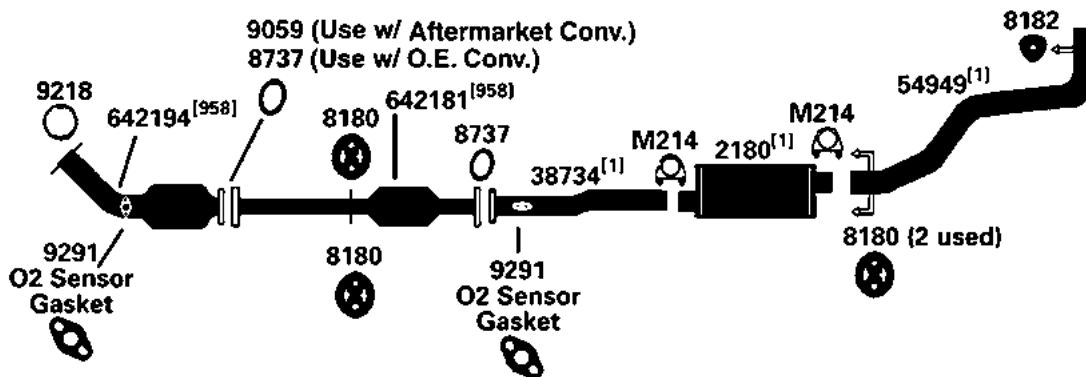
TOYOTA TACOMA PICKUP

01-04	4 Cyl.	Tacoma Pickup, 2.7L Engine; 121.9" W.B., 4 W.D. (Incl. Double Cab)	(100335)
01-04	4 Cyl.	Tacoma Pickup, Prerunner, 2.7L Engine; 121.9" W.B., 2 W.D. (Incl. Double Cab)	



DIRECT FIT MSL/MAXIMUM Muffler... 700152, 700313, UNIVERSAL FIT MSL/MAXIMUM Muffler... 709994

01-04	6 Cyl.	Tacoma Pickup; Prerunner, 3.4L EFI Engine; 121.9" W.B., 2 W.D. (Incl. Double Cab)	(35103)
01-04	6 Cyl.	Tacoma Pickup; 3.4L EFI Engine; 121.9" W.B., 4 W.D. (Incl. Double Cab)	



DIRECT FIT MSL/MAXIMUM Muffler... 700252

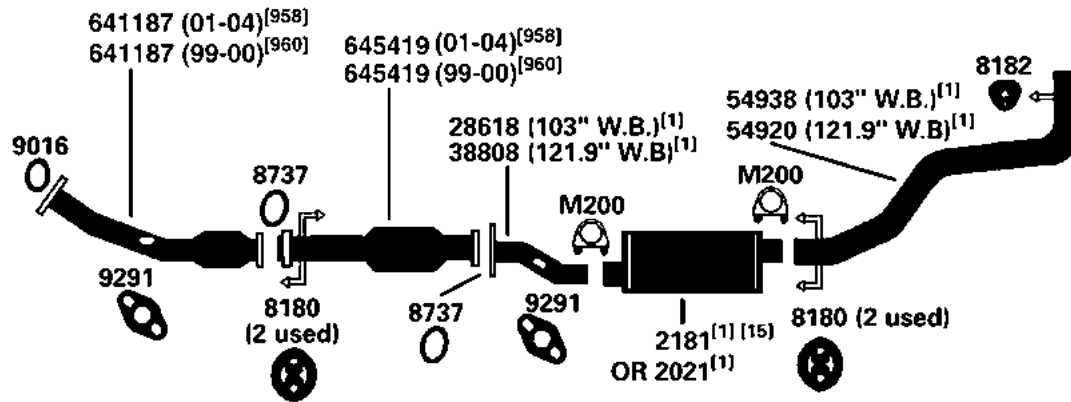
NA-Not Available. NR-Not Required. FL-Remove and Re-Use Old Flange. ● Golden Warehouse. O.E.-Original Equipment.
Airtube Kit [4948] may be required to complete installation. EFI-Electronic Fuel Injection.

- [1] OE system was a welded assembly. It is recommended that all parts noted [1] should be replaced.
[15] Discontinued, use until inventory is depleted.
[98] Refer to current Catalytic Converter catalog or Website catalog for availability.

- [958] Federal & California Emissions. Not For Sale or Use on vehicles licensed in the state of CA & NY (NY vehicles with CA Emissions). Check with your state authority for details.
[960] California Emissions. Not For Sale or Use on vehicles licensed in the state of CA & NY. Check with your state authority.

TOYOTA TACOMA PICKUP

(35104)	01-04	4 Cyl.	Tacoma Pickup, 2.4L EFI Engine; 103", 121.9" W.B.; 2 W.D.
	99-00	4 Cyl.	Tacoma Pickup, 2.4L EFI Engine; 103", 121.9" W.B.; 2 W.D.; (Calif. Emissions)



DIRECT FIT MSL/MAXIMUM Muffler... 700152, 700313
 DIRECT FIT MSL/MAXIMUM Muffler... 700152, 700313, UNIVERSAL FIT MSL/MAXIMUM Muffler... 709994

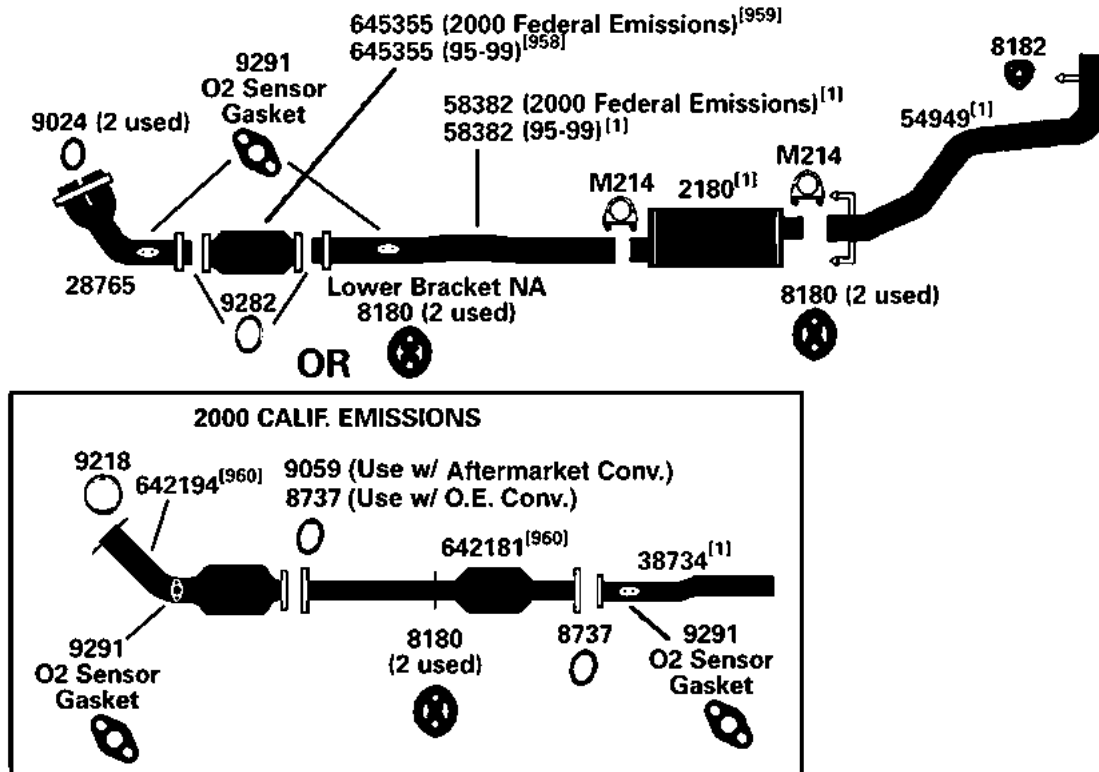
NA-Not Available. NR-Not Required. FL-Remove and Re-Use Old Flange. ● Golden Warehouse. O.E.-Original Equipment.
 # Airtube Kit [4948] may be required to complete installation. EFI-Electronic Fuel Injection.

- [1] OE system was a welded assembly. It is recommended that all parts noted [1] should be replaced.
 [15] Discontinued, use until inventory is depleted.

- [958] Federal & California Emissions. Not For Sale or Use on vehicles licensed in the state of CA & NY (NY vehicles with CA Emissions). Check with your state authority for details.
 [960] California Emissions. Not For Sale or Use on vehicles licensed in the state of CA & NY. Check with your state authority.

98-00	6 Cyl.	Tacoma Pickup; Prerunner, 3.4L EFI Engine; 121.9" W.B., 2 W.D.
95-00	6 Cyl.	Tacoma Pickup; 3.4L EFI Engine; 121.9" W.B., 4 W.D.

(100150)



DIRECT FIT MSL/MAXIMUM Muffler... 700252

NA-Not Available. NR-Not Required. FL-Remove and Re-Use Old Flange. ● Golden Warehouse. O.E.-Original Equipment.

Airtube Kit [4948] may be required to complete installation. EFI-Electronic Fuel Injection.

[1] OE system was a welded assembly. It is recommended that all parts noted [1] should be replaced.

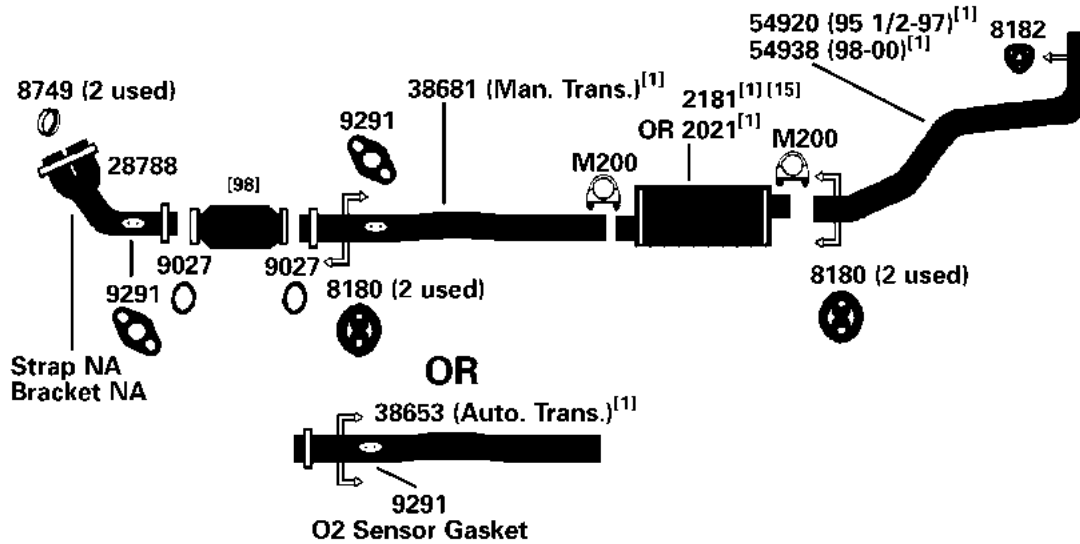
[958] Federal & California Emissions. Not For Sale or Use on vehicles licensed in the state of CA & NY (NY vehicles with CA Emissions). Check with your state authority for details.

[959] Federal Emissions. Not For Sale or Use on vehicles licensed in the state of CA. Check with your state authority.

[960] California Emissions. Not For Sale or Use on vehicles licensed in the state of CA & NY. Check with your state authority.

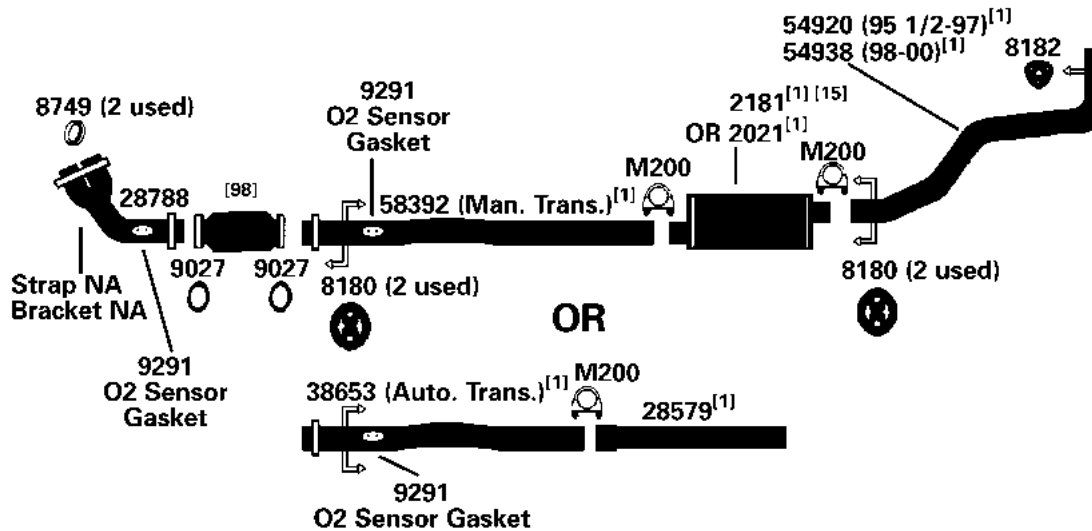
TOYOTA TACOMA PICKUP

(100142) 95-00 4 Cyl. Tacoma Pickup; 2.4L EFI Engine; 103" W.B., 2WD., Manual and Automatic Trans., (99-00, Fed. Emissions Only)



DIRECT FIT MSL/MAXIMUM Muffler... 700152, 700313, UNIVERSAL FIT MSL/MAXIMUM Muffler... 709994

(100143) 95-00 4 Cyl. Tacoma Pickup; 2.4L EFI Engine; 121.9" W.B., Ext. Cab 2 W.D. Manual and Auto. Trans., (99-00, Fed. Emissions Only)



DIRECT FIT MSL/MAXIMUM Muffler... 700152, 700313, UNIVERSAL FIT MSL/MAXIMUM Muffler... 709994

NA-Not Available. NR-Not Required. FL-Remove and Re-Use Old Flange. ● Golden Warehouse. O.E.-Original Equipment.

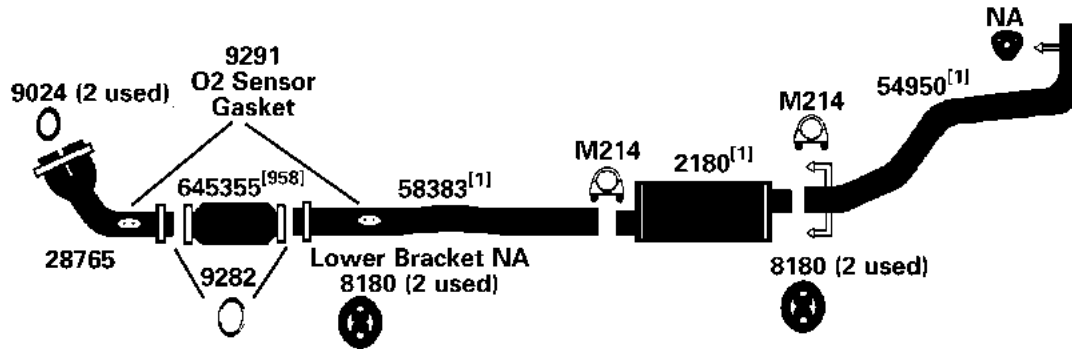
Airtube Kit [4948] may be required to complete installation. EFI-Electronic Fuel Injection.

[1] OE system was a welded assembly. It is recommended that all parts noted [1] should be replaced. [98] Refer to current Catalytic Converter catalog or Website catalog for availability.

[15] Discontinued, use until inventory is depleted.

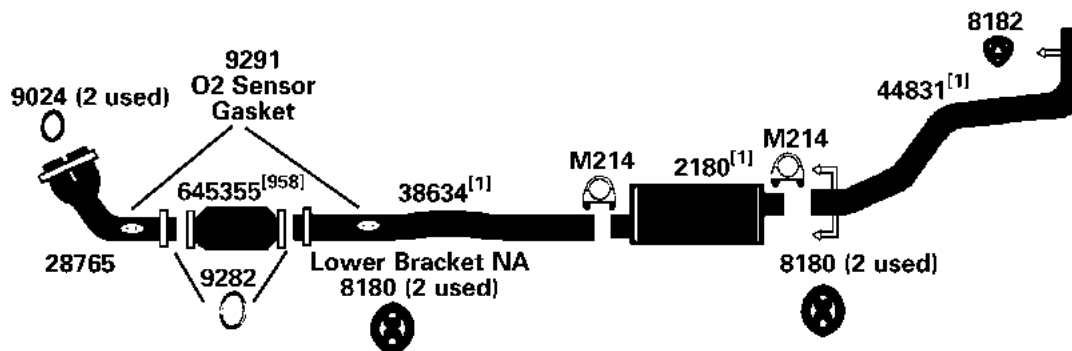
TOYOTA TACOMA PICKUP

(100148) 95-98 6 Cyl. Tacoma Pickup; 3.4L EFI Engine; 121.9" W.B., 2 W.D.



DIRECT FIT MSL/MAXIMUM Muffler... 700252

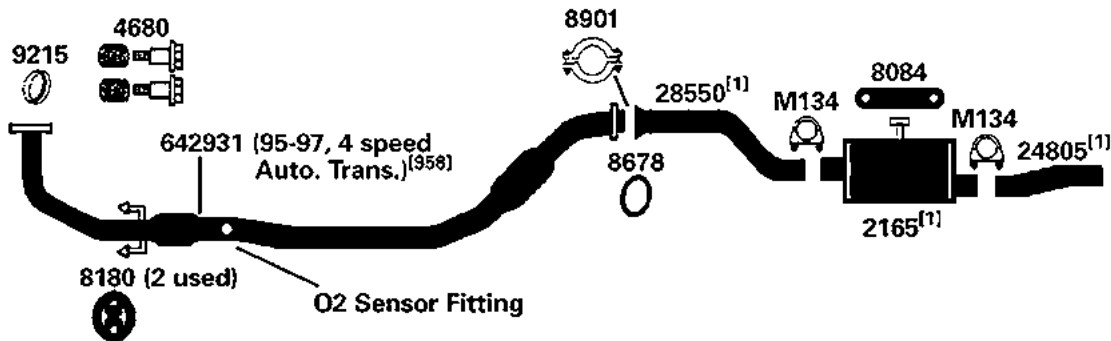
(35100) 95-97 6 Cyl. Tacoma Pickup; 3.4L EFI Engine; 103" W.B., 4 W.D.



DIRECT FIT MSL/MAXIMUM Muffler... 700252

TOYOTA TERCEL

(10281) 95-98 4 Cyl. Tercel, 1.5L EFI Engine



DIRECT FIT MSL/MAXIMUM Muffler... 700353, UNIVERSAL FIT MSL/MAXIMUM Muffler... 709017

NA-Not Available. NR-Not Required. FL-Remove and Re-Use Old Flange. ● Golden Warehouse. O.E.-Original Equipment.

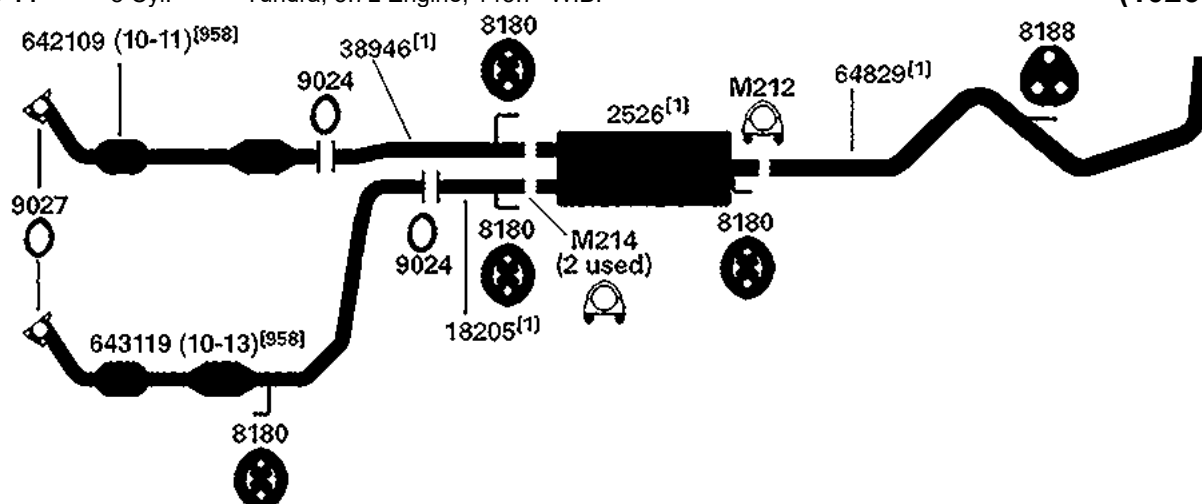
Airtube Kit [4948] may be required to complete installation. EFI-Electronic Fuel Injection.

[1] OE system was a welded assembly. It is recommended that all parts noted [1] should be replaced.

[958] Federal & California Emissions. Not For Sale or Use on vehicles licensed in the state of CA & NY (NY vehicles with CA Emissions). Check with your state authority for details.

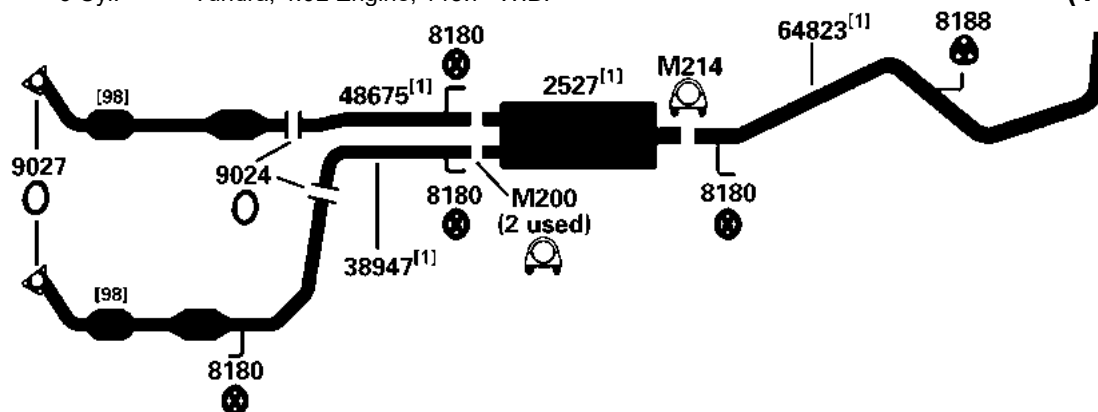
10-14 8 Cyl. Tundra; 5.7L Engine, 145.7" W.B.

(102657)



07-10 6 Cyl. Tundra; 4.0L Engine; 145.7" W.B.

(102625)



NA-Not Available. NR-Not Required. FL-Remove and Re-Use Old Flange. ● Golden Warehouse. O.E.-Original Equipment.

Airtube Kit [4948] may be required to complete installation. EFI-Electronic Fuel Injection.

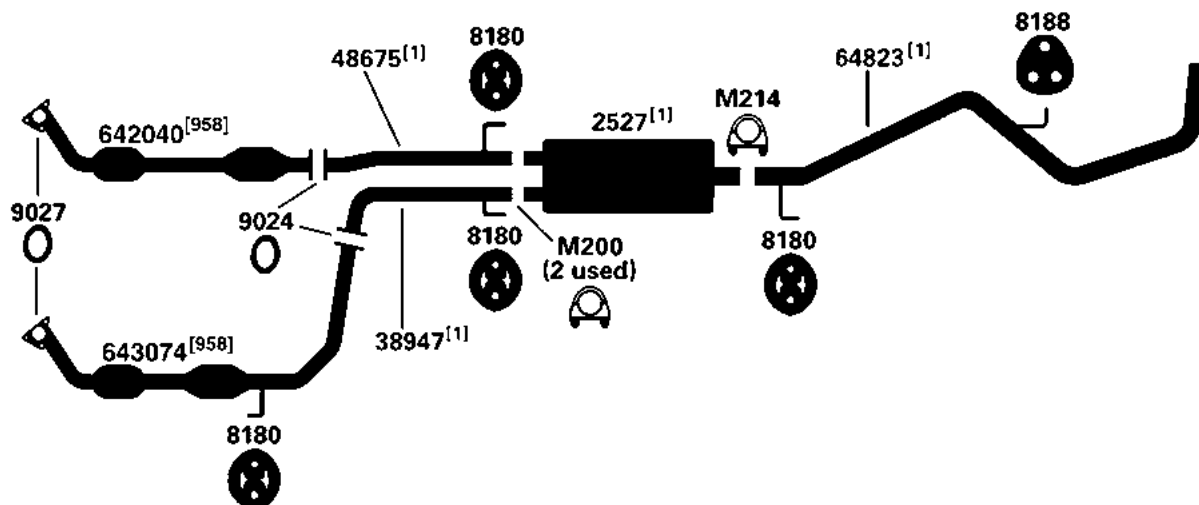
[1] OE system was a welded assembly. It is recommended that all parts noted [1] should be replaced.

[98] Refer to current Catalytic Converter catalog or Website catalog for availability.

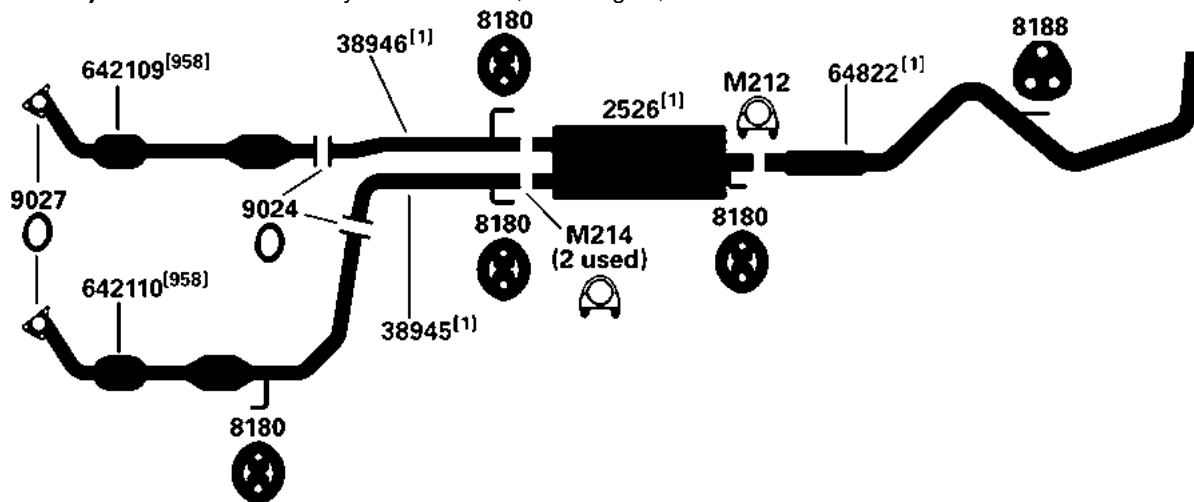
[958] Federal & California Emissions. Not For Sale or Use on vehicles licensed in the state of CA & NY (NY vehicles with CA Emissions). Check with your state authority for details.

TOYOTA TUNDRA

(102001) 07-09 8 Cyl. Tundra; 4.7L Engine, 145.7" W.B.



(101968) 07-09 8 Cyl. Tundra; 5.7L Engine, 145.7" W.B.



NA-Not Available. NR-Not Required. FL-Remove and Re-Use Old Flange. ● Golden Warehouse. O.E.-Original Equipment.

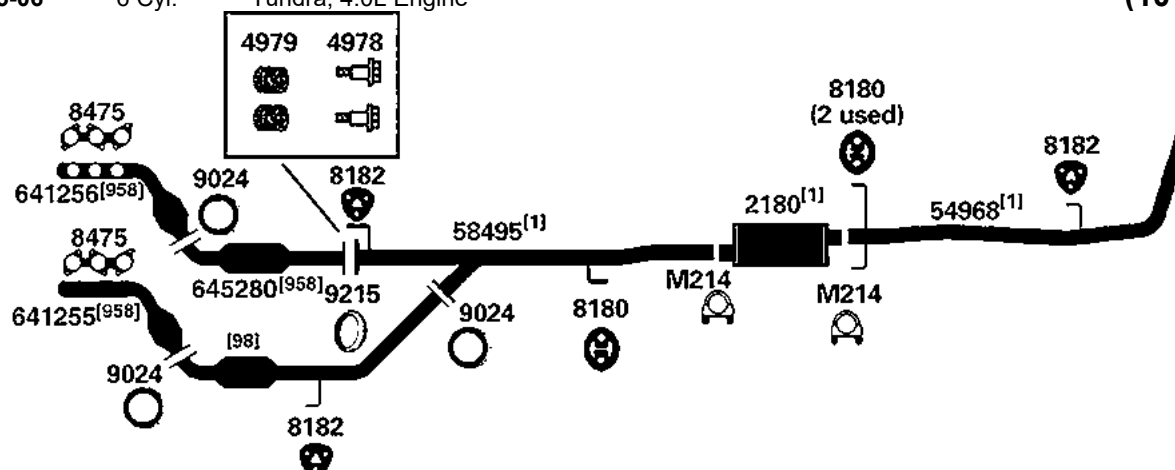
Airtube Kit [4948] may be required to complete installation. EFI-Electronic Fuel Injection.

[1] OE system was a welded assembly. It is recommended that all parts noted [1] should be replaced.

[958] Federal & California Emissions. Not For Sale or Use on vehicles licensed in the state of CA & NY (NY vehicles with CA Emissions). Check with your state authority for details.

05-06 6 Cyl. Tundra; 4.0L Engine

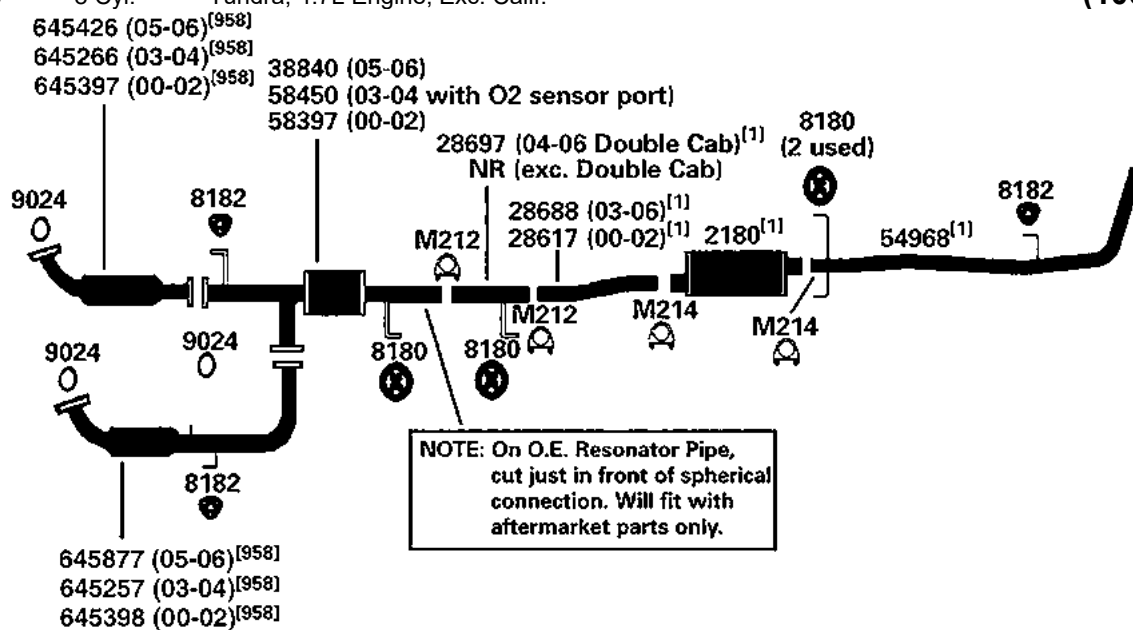
(101944)



DIRECT FIT MSL/MAXIMUM Muffler... 700252

00-06 8 Cyl. Tundra; 4.7L Engine, Exc. Calif.

(100279)



DIRECT FIT MSL/MAXIMUM Muffler... 700252

NA-Not Available. NR-Not Required. FL-Remove and Re-Use Old Flange. ● Golden Warehouse. O.E.-Original Equipment.

Airtube Kit [4948] may be required to complete installation. EFI-Electronic Fuel Injection.

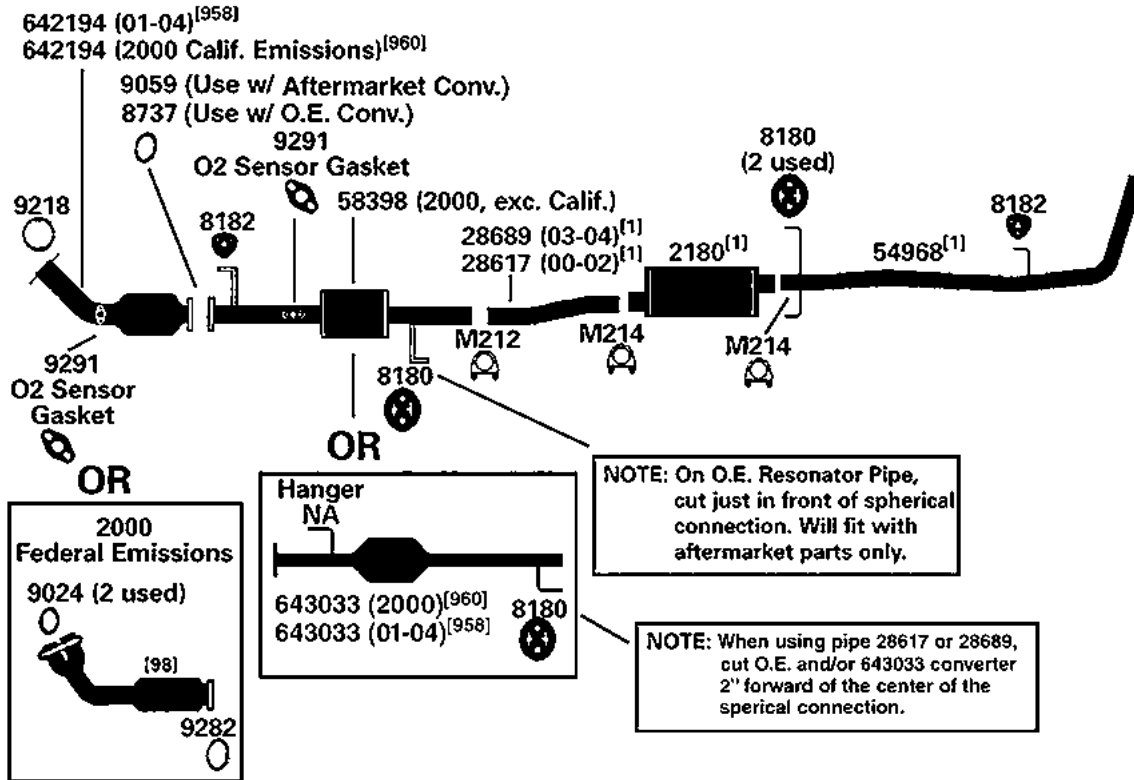
[1] OE system was a welded assembly. It is recommended that all parts noted [1] should be replaced.

[98] Refer to current Catalytic Converter catalog or Website catalog for availability.

[958] Federal & California Emissions. Not For Sale or Use on vehicles licensed in the state of CA & NY (NY vehicles with CA Emissions). Check with your state authority for details.

TOYOTA TUNDRA

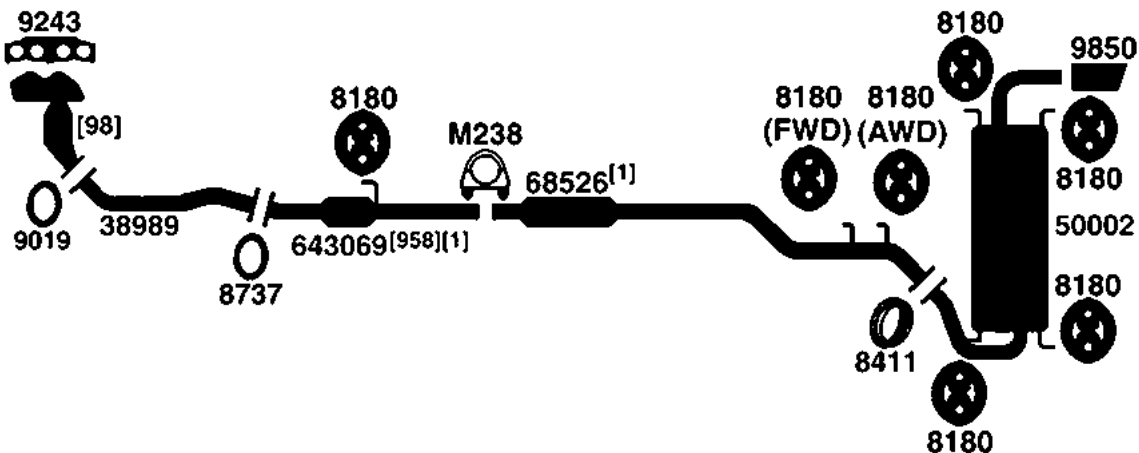
(100278) 00-04 6 Cyl. Tundra; 3.4L Engine



DIRECT FIT MSL/MAXIMUM Muffler... 700252

TOYOTA VENZA

(102587) 09-14 4 Cyl. Venza, 2.7L Eng.



NA-Not Available. NR-Not Required. FL-Remove and Re-Use Old Flange. ● Golden Warehouse. O.E.-Original Equipment.

Airtube Kit [4948] may be required to complete installation. EFI-Electronic Fuel Injection.

[1] OE system was a welded assembly. It is recommended that all parts noted [1] should be replaced.

[98] Refer to current Catalytic Converter catalog or Website catalog for availability.

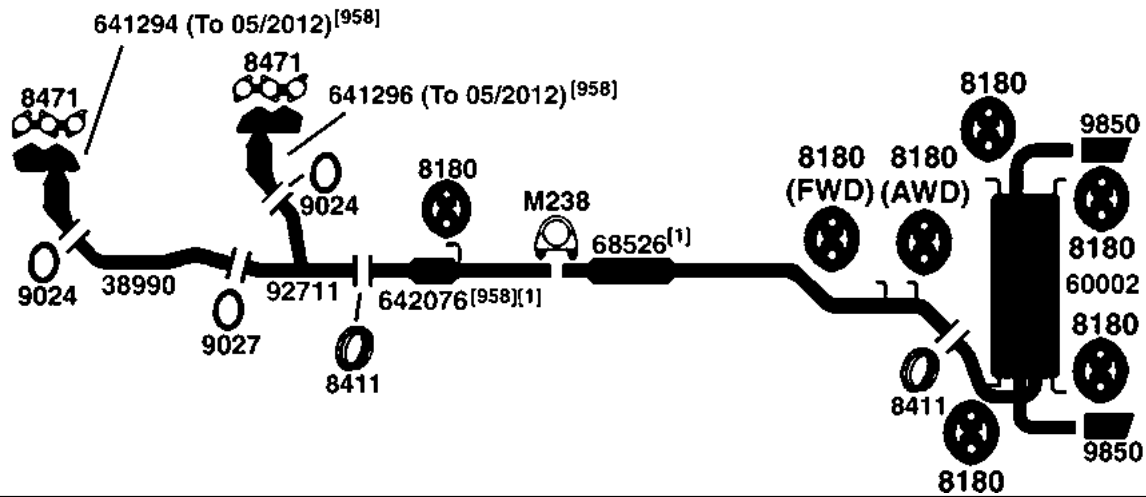
[958] Federal & California Emissions. Not For Sale or Use on vehicles licensed in the state of CA & NY (NY vehicles with CA Emissions). Check with your state authority for details.

[960] California Emissions. Not For Sale or Use on vehicles licensed in the state of CA & NY. Check with your state authority.

TOYOTA VENZA

09-14 6 Cyl. Venza, 3.5L Eng.

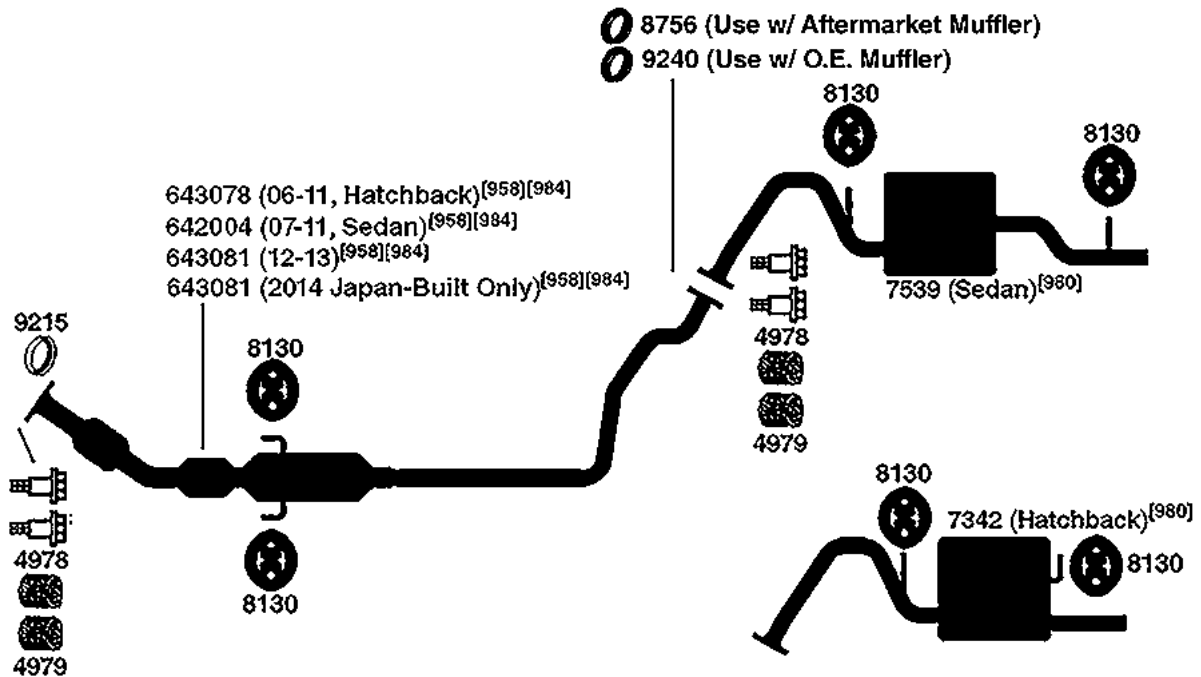
(102586)



TOYOTA YARIS

07-16 4 Cyl. Yaris, 1.5L Engine

(102572)



NA-Not Available. NR-Not Required. FL-Remove and Re-Use Old Flange. ● Golden Warehouse. O.E.-Original Equipment.

Airtube Kit [4948] may be required to complete installation. EFI-Electronic Fuel Injection.

[1] OE system was a welded assembly. It is recommended that all parts noted [1] should be replaced.

[958] Federal & California Emissions. Not For Sale or Use on vehicles licensed in the state of CA & NY (NY vehicles with CA Emissions). Check with your state authority for details.

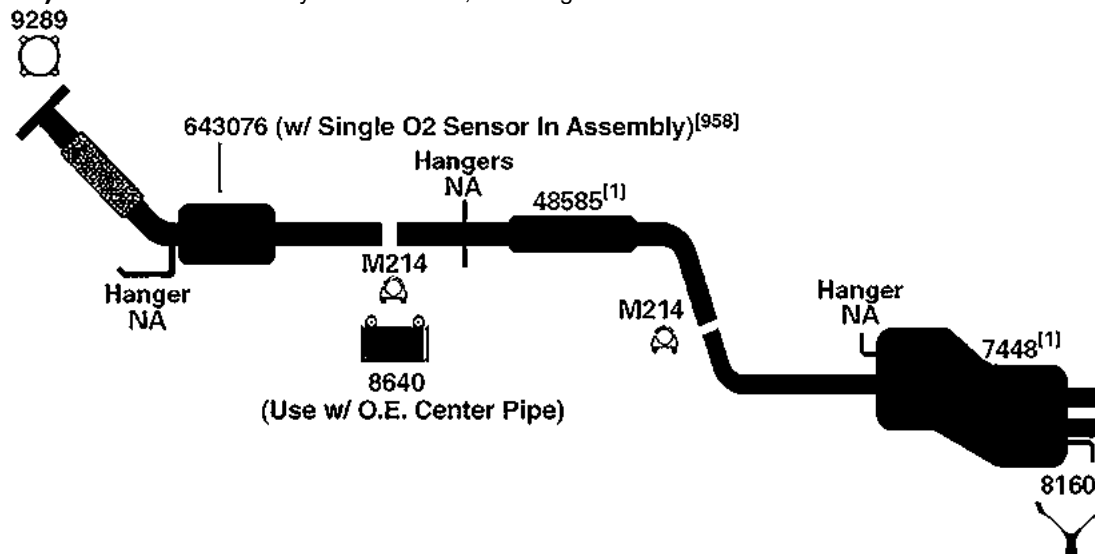
[980] Design of muffler differs from the O.E., but is functionally the same.

[984] Aftermarket is a 2 Piece Design.

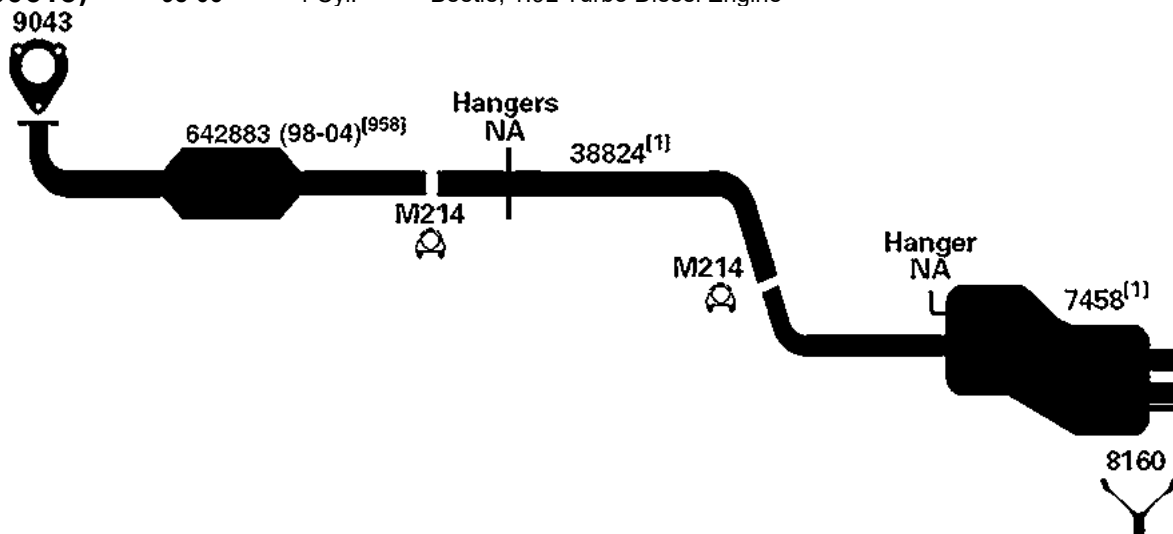
VOLKSWAGEN

VOLKSWAGEN BEETLE

(102626) 06-10 5 Cyl. Beetle, 2.5L Engine



(100615) 98-06 4 Cyl. Beetle, 1.9L Turbo Diesel Engine



NA-Not Available. NR-Not Required. FL-Remove and Re-Use Old Flange. ● Golden Warehouse. O.E.-Original Equipment.

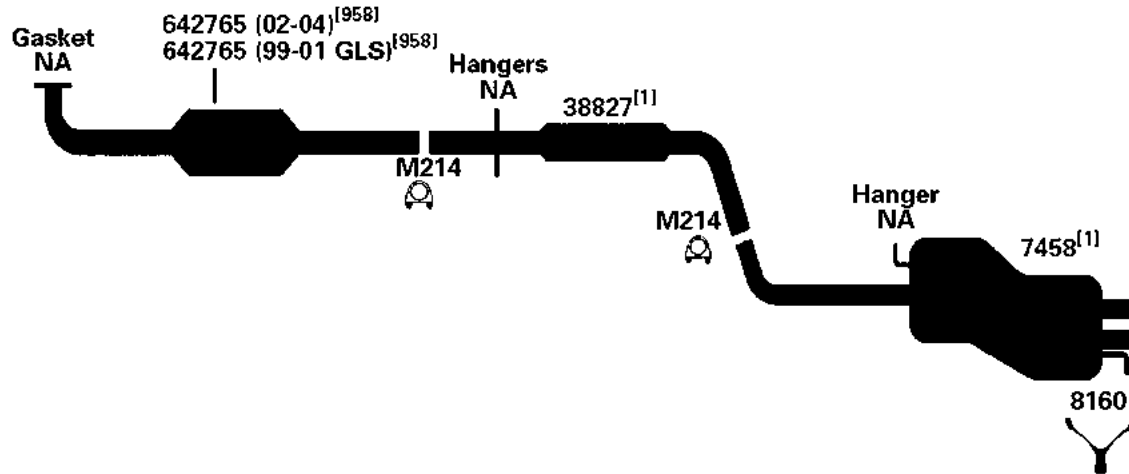
Airtube Kit [4948] may be required to complete installation. EFI-Electronic Fuel Injection.

[1] OE system was a welded assembly. It is recommended that all parts noted [1] should be replaced.

[958] Federal & California Emissions. Not For Sale or Use on vehicles licensed in the state of CA & NY (NY vehicles with CA Emissions). Check with your state authority for details.

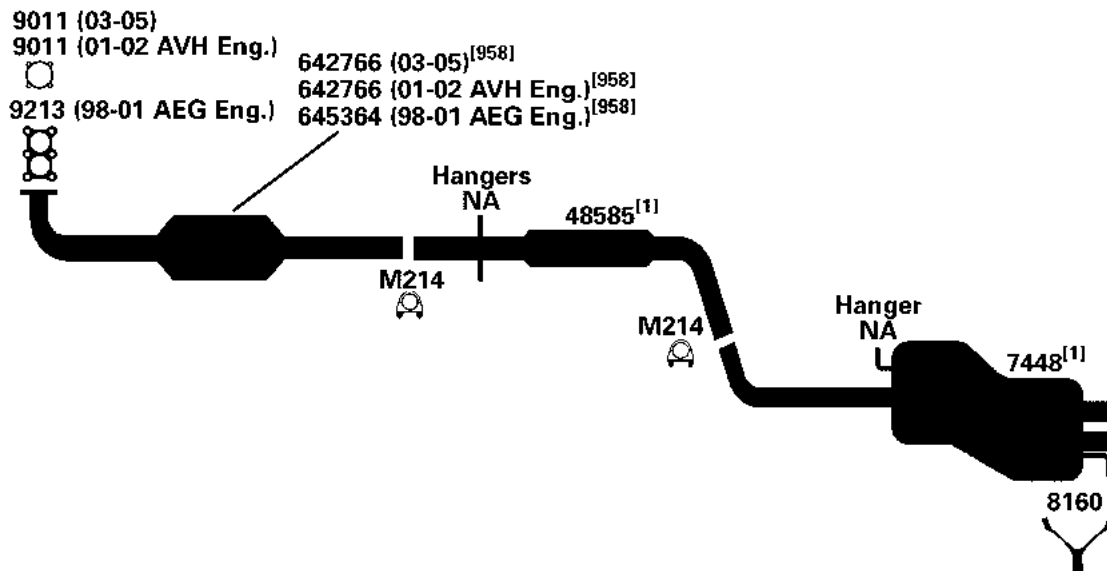
99-05 4 Cyl. Beetle, 1.8L Turbo Engine

(100609)



98-05 4 Cyl. Beetle, 2.0L Engine

(100490)



NA-Not Available. NR-Not Required. FL-Remove and Re-Use Old Flange. ● Golden Warehouse. O.E.-Original Equipment.

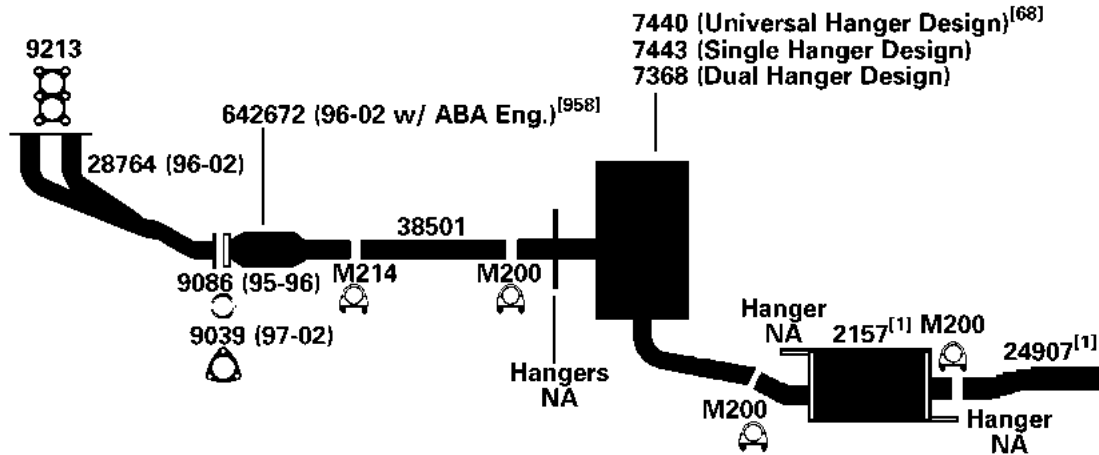
Airtube Kit [4948] may be required to complete installation. EFI-Electronic Fuel Injection.

[1] OE system was a welded assembly. It is recommended that all parts noted [1] should be replaced.

[958] Federal & California Emissions. Not For Sale or Use on vehicles licensed in the state of CA & NY (NY vehicles with CA Emissions). Check with your state authority for details.

VOLKSWAGEN CABRIOLET

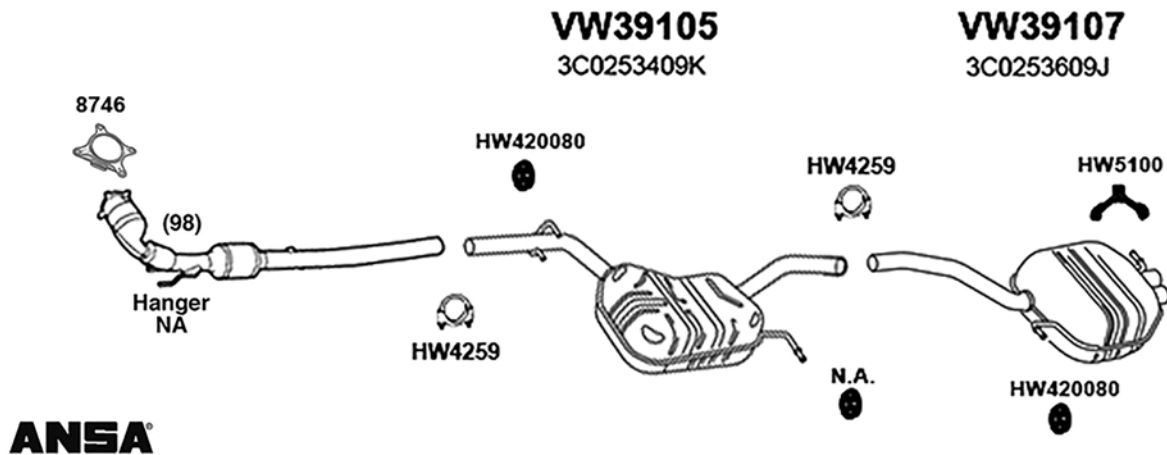
(10435) 95-02 4 Cyl. Cabrio, 2.0L Engine



DIRECT FIT MSL/MAXIMUM Muffler... Rear Muffler (2157)- 700183, UNIVERSAL FIT MSL/MAXIMUM Muffler... Rear Muffler (2157)- 709008

VOLKSWAGEN CC

(VW118) 09-11 4 Cyl. CC, 2.0L Engine



ANSA®

NA-Not Available. NR-Not Required. FL-Remove and Re-Use Old Flange. ● Golden Warehouse. O.E.-Original Equipment.

Airtube Kit [4948] may be required to complete installation. EFI-Electronic Fuel Injection.

[1] OE system was a welded assembly. It is recommended that all parts noted [1] should be replaced.

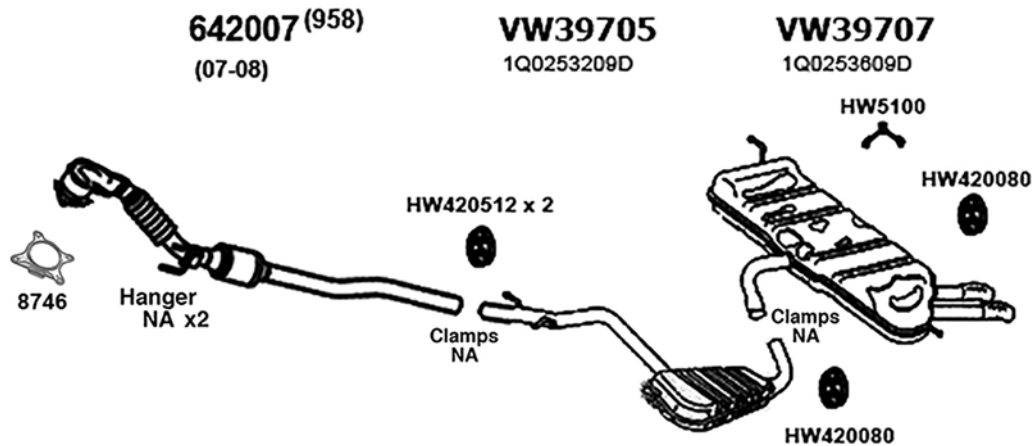
[68] Hanger modification may be required for some models.

[98] Refer to current Catalytic Converter catalog or Website catalog for availability.

[958] Federal & California Emissions. Not For Sale or Use on vehicles licensed in the state of CA & NY (NY vehicles with CA Emissions). Check with your state authority for details.

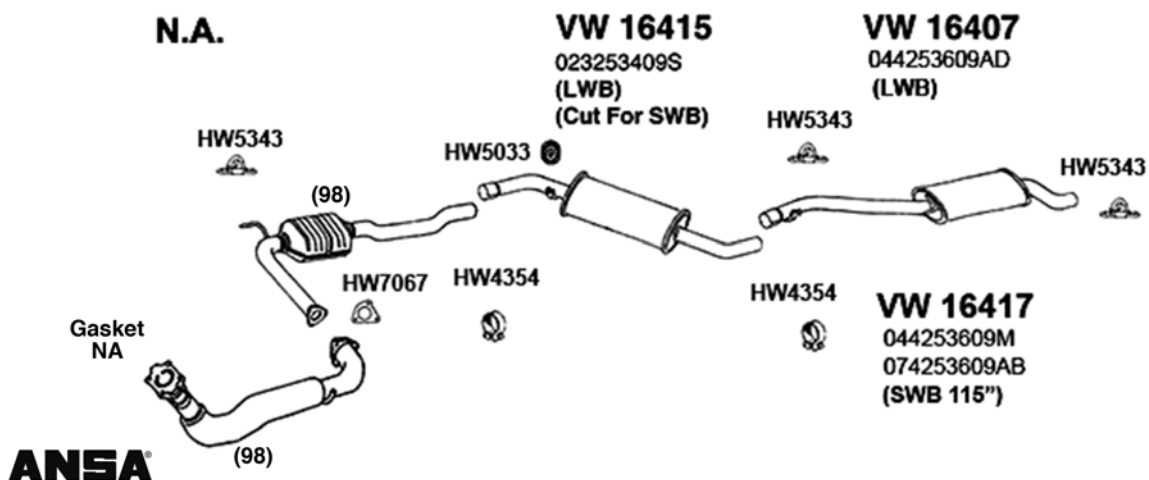
VOLKSWAGEN EOS

07-09 4 Cyl. EOS, 2.0L Engine

(VW122)**ANSA®**

VOLKSWAGEN EUROVAN

95-96 5 Cyl. EuroVan, 2.5L Engine

(VW1571)**ANSA®**

NA-Not Available. NR-Not Required. FL-Remove and Re-Use Old Flange. ● Golden Warehouse. O.E.-Original Equipment.

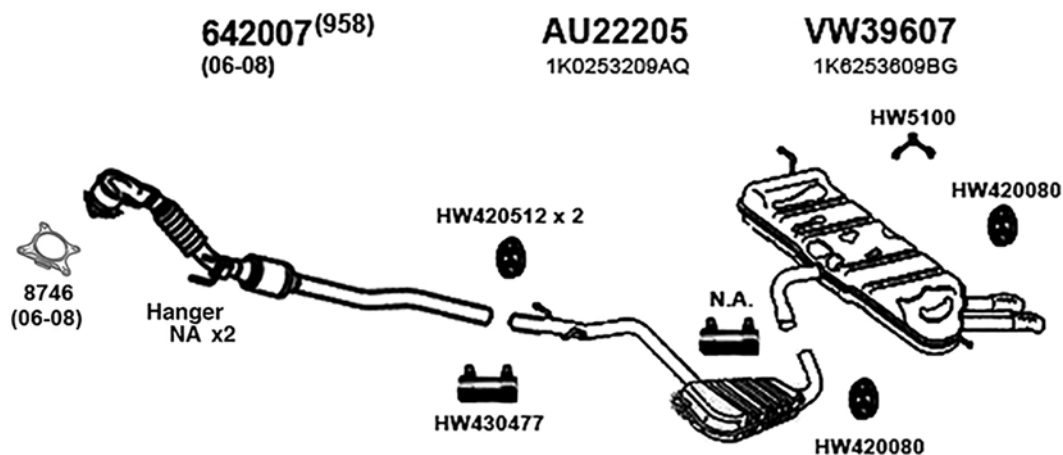
Airtube Kit [4948] may be required to complete installation. EFI-Electronic Fuel Injection.

[98] Refer to current Catalytic Converter catalog or Website catalog for availability.

[958] Federal & California Emissions. Not For Sale or Use on vehicles licensed in the state of CA & NY (NY vehicles with CA Emissions). Check with your state authority for details.

VOLKSWAGEN GTI

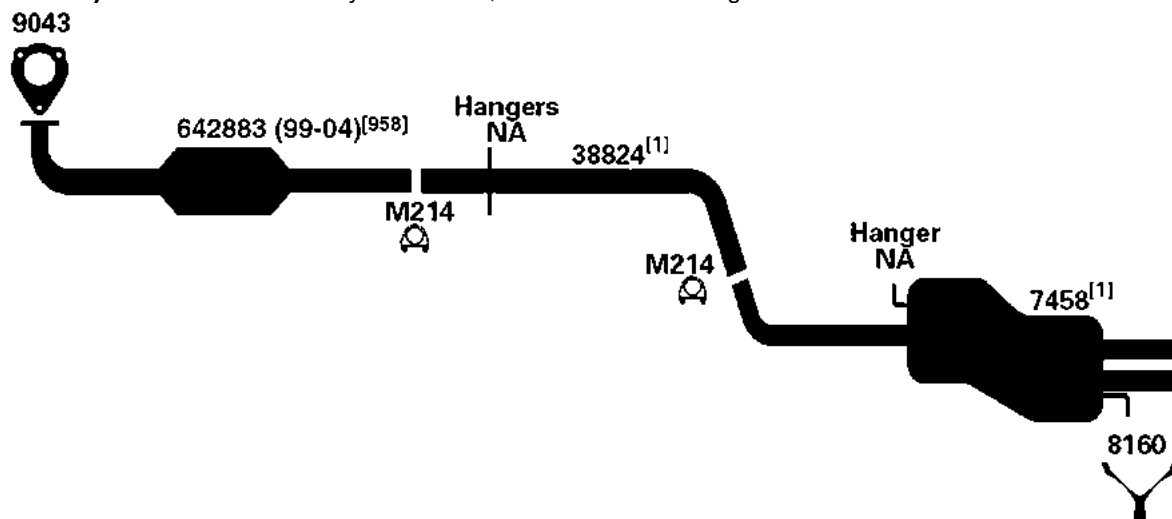
(VW121) 06-10 4 Cyl. GTI, 2.0L Engines BPY, CBFA, CCTA



ANSA

VOLKSWAGEN GOLF

(100616) 99-06 4 Cyl. Golf, 1.9L Turbo Diesel Engine



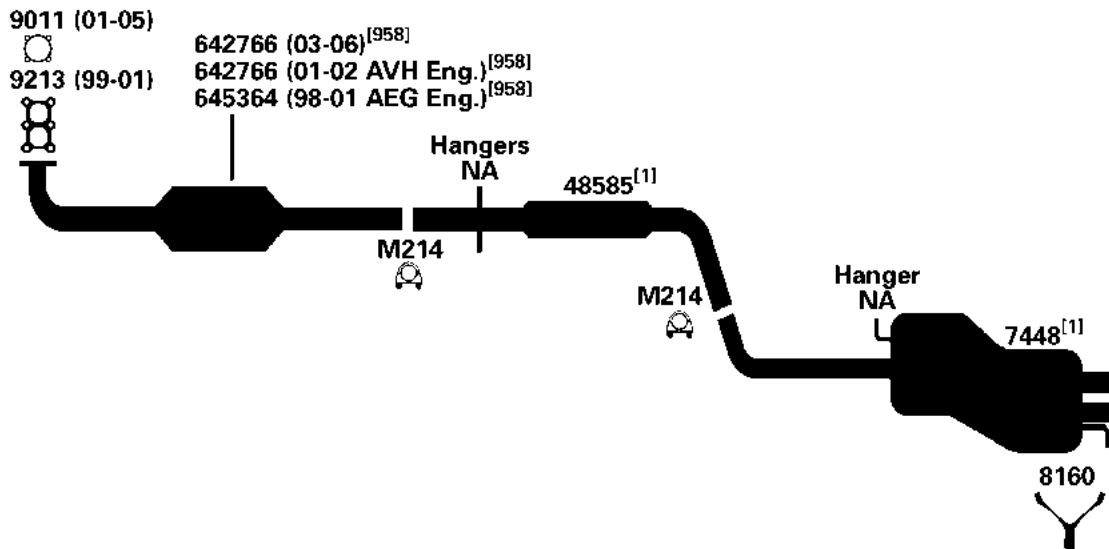
NA-Not Available. NR-Not Required. FL-Remove and Re-Use Old Flange. ● Golden Warehouse. O.E.-Original Equipment.

Airtube Kit [4948] may be required to complete installation. EFI-Electronic Fuel Injection.

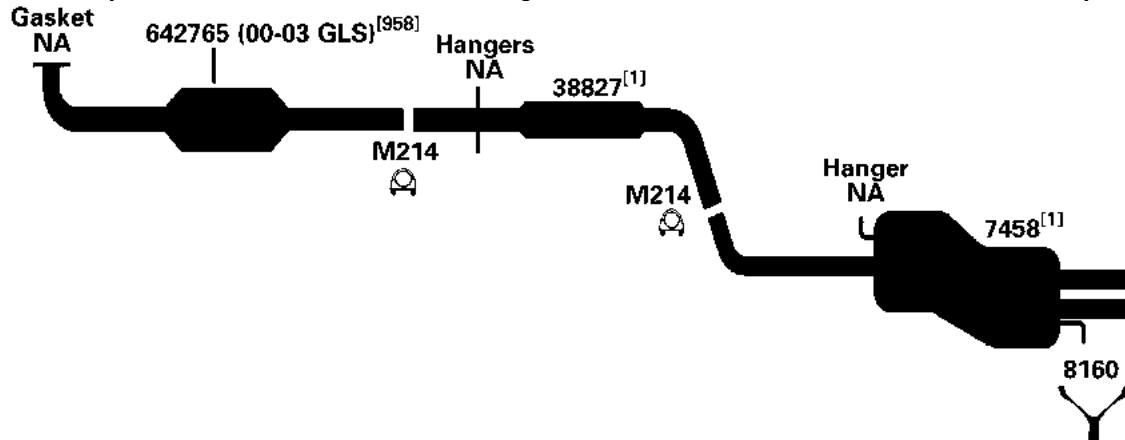
[1] OE system was a welded assembly. It is recommended that all parts noted [1] should be replaced.

[958] Federal & California Emissions. Not For Sale or Use on vehicles licensed in the state of CA & NY (NY vehicles with CA Emissions). Check with your state authority for details.

99-06 4 Cyl. Golf, 2.0L Engine (100558)



00-05 4 Cyl. Golf, Golf GTI; 1.8L Turbo Engine (100610)



NA-Not Available. NR-Not Required. FL-Remove and Re-Use Old Flange. ● Golden Warehouse. O.E.-Original Equipment.

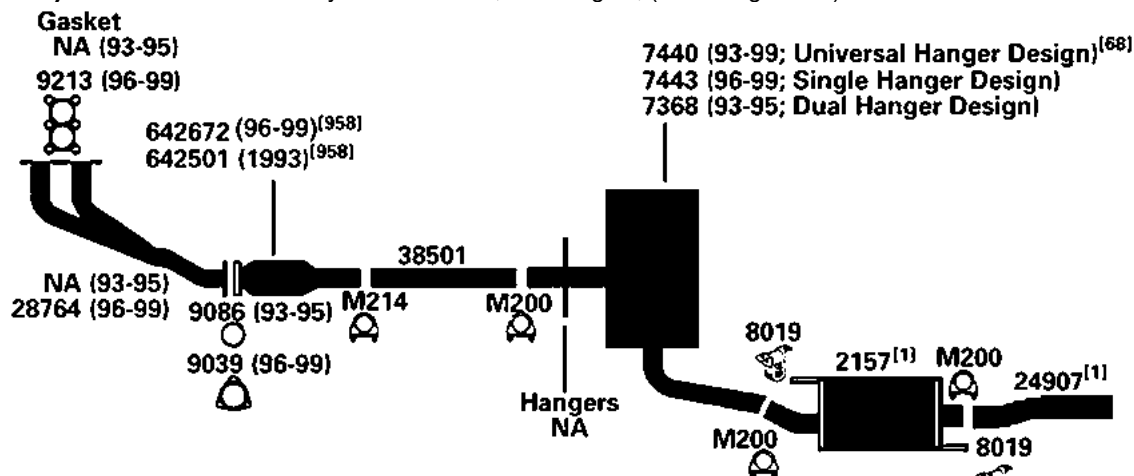
Airtube Kit [4948] may be required to complete installation. EFI-Electronic Fuel Injection.

[1] OE system was a welded assembly. It is recommended that all parts noted [1] should be replaced.

[958] Federal & California Emissions. Not For Sale or Use on vehicles licensed in the state of CA & NY (NY vehicles with CA Emissions). Check with your state authority for details.

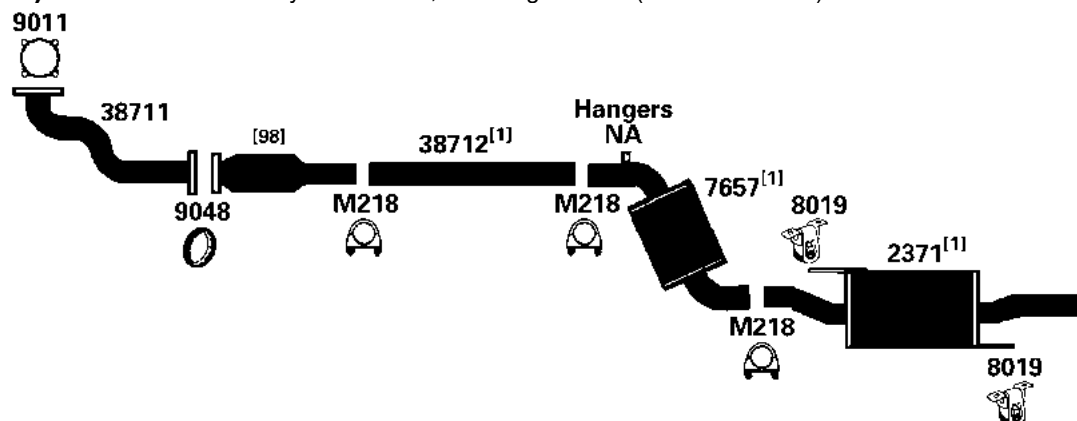
VOLKSWAGEN GOLF

(10352) 95-99 4 Cyl. Golf III, 2.0L Engine, (ABA Eng. Code)



DIRECT FIT MSL/MAXIMUM Muffler... Rear Muffler- 700183, UNIVERSAL FIT MSL/MAXIMUM Muffler... Rear Muffler- 709008

(100310) 95-96 4 Cyl. Golf, 1.8L Engine ACC (CANADA ONLY)



NA-Not Available. NR-Not Required. FL-Remove and Re-Use Old Flange. ● Golden Warehouse. O.E.-Original Equipment.

Airtube Kit [4948] may be required to complete installation. EFI-Electronic Fuel Injection.

[1] OE system was a welded assembly. It is recommended that all parts noted [1] should be replaced.

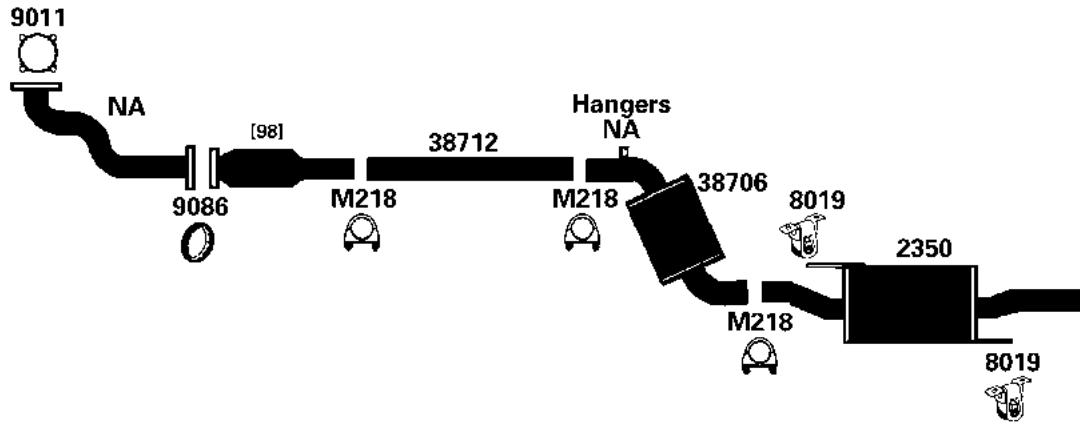
[68] Hanger modification may be required for some models.

[98] Refer to current Catalytic Converter catalog or Website catalog for availability.

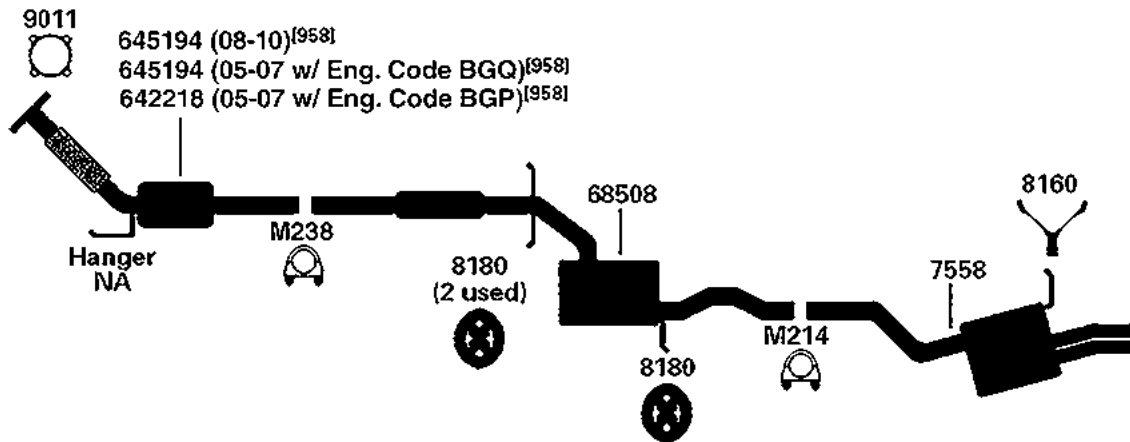
[958] Federal & California Emissions. Not For Sale or Use on vehicles licensed in the state of CA & NY (NY vehicles with CA Emissions). Check with your state authority for details.

VOLKSWAGEN GOLF

95-96 4 Cyl. Golf, Turbo Diesel (CANADA ONLY)

(100311)

VOLKSWAGEN JETTA

11-12 5 Cyl. Jetta, 2.5L Engine, Station Wagon
05-10 5 Cyl. Jetta, 2.5L Engine**(102016)**

NA-Not Available. NR-Not Required. FL-Remove and Re-Use Old Flange. ● Golden Warehouse. O.E.-Original Equipment.

Airtube Kit [4948] may be required to complete installation. EFI-Electronic Fuel Injection.

[98] Refer to current Catalytic Converter catalog or Website catalog for availability.

[958] Federal & California Emissions. Not For Sale or Use on vehicles licensed in the state of CA & NY (NY vehicles with CA Emissions). Check with your state authority for details.

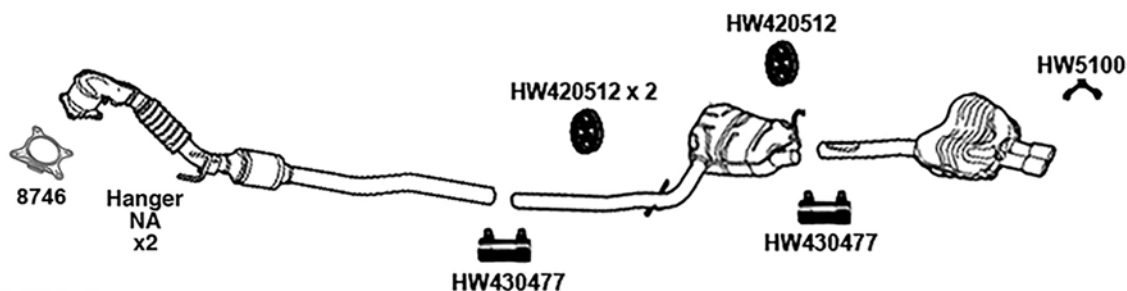
VOLKSWAGEN JETTA

(VW120) 06-08 4 Cyl. Jetta GLI, 2.0L BPY Engine

642007⁽⁹⁵⁸⁾

VW39505
1K0253209AM

VW39517
1K5253609AD



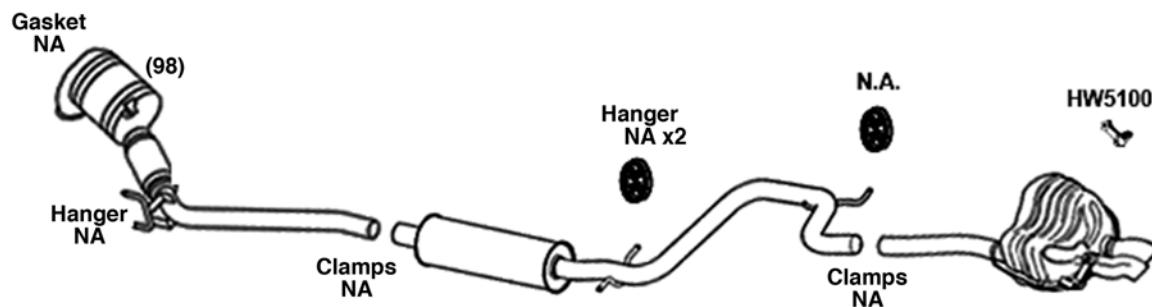
ANSA

(VW123) 05-06 4 Cyl. Jetta TDI, 1.9L BRM Engine, Sedan, From 1K-5-6000001

C.C.

VW39805
1K0253209L

VW39807
1K5253609H



ANSA

NA-Not Available. NR-Not Required. FL-Remove and Re-Use Old Flange. ● Golden Warehouse. O.E.-Original Equipment.

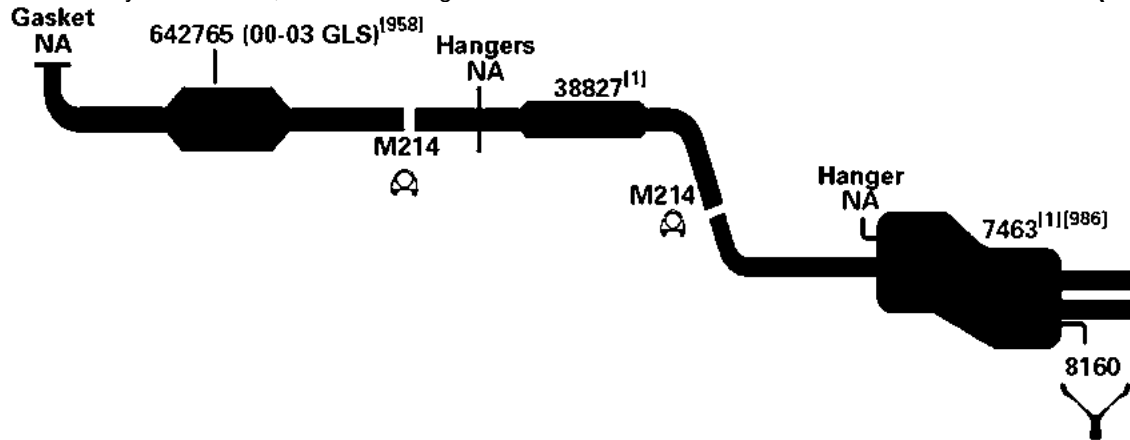
Airtube Kit [4948] may be required to complete installation. EFI-Electronic Fuel Injection.

[98] Refer to current Catalytic Converter catalog or Website catalog for availability.

[958] Federal & California Emissions. Not For Sale or Use on vehicles licensed in the state of CA & NY (NY vehicles with CA Emissions). Check with your state authority for details.

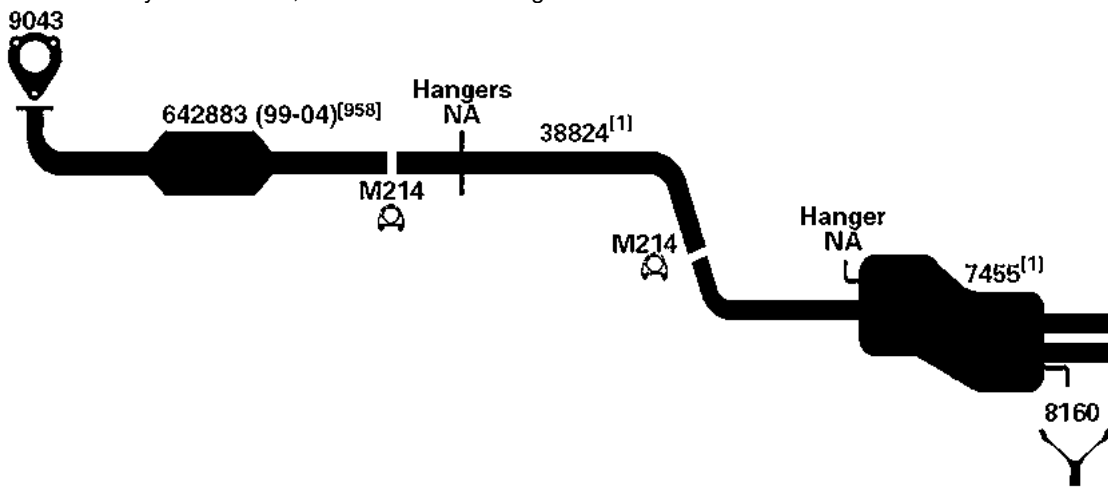
00-05 4 Cyl. Jetta, 1.8L Turbo Engine

(100613)



99-05 4 Cyl. Jetta, 1.9L Turbo Diesel Engine

(100612)



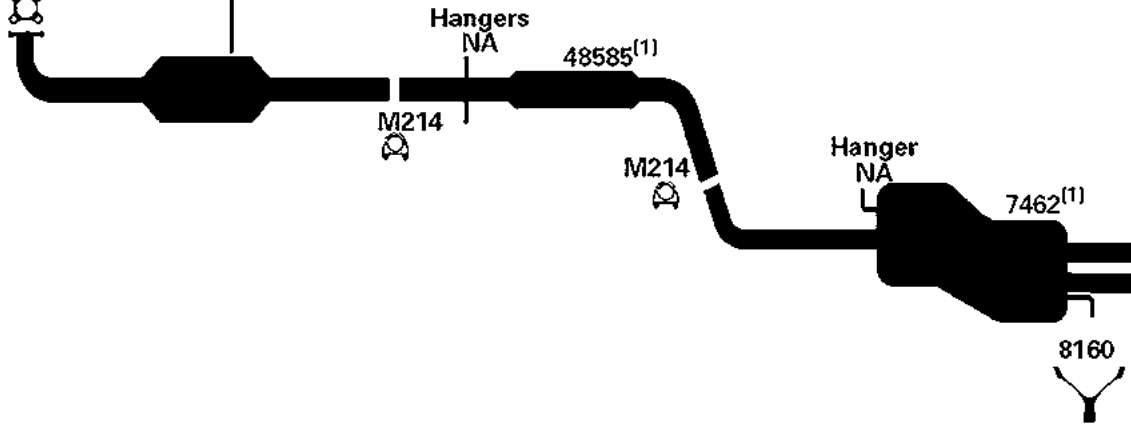
NA-Not Available. NR-Not Required. FL-Remove and Re-Use Old Flange. ● Golden Warehouse. O.E.-Original Equipment.
Airtube Kit [4948] may be required to complete installation. EFI-Electronic Fuel Injection.

[1] OE system was a welded assembly. It is recommended that all parts noted [1] should be replaced. [986] Models without a bumper valance cut-out.

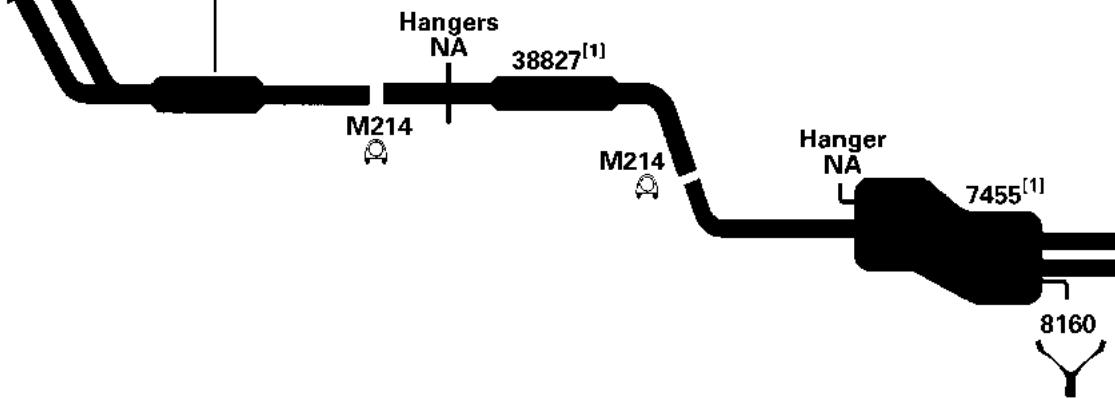
[958] Federal & California Emissions. Not For Sale or Use on vehicles licensed in the state of CA & NY (NY vehicles with CA Emissions). Check with your state authority for details.

VOLKSWAGEN JETTA

(100594) 99-05 4 Cyl. Jetta, 2.0L Engine
 9011 (02-05) 642861 (04-05, BBW & BEV Eng. Code, Calif. Emissions)^[960]
 9213 (99-01) 642766 (02-05, AVH or BEV Eng. Code)^[958]
 645364 (2001)^[958]
 645364 (99-00, AEG Eng.)^[958]



(100611) 99-04 6 Cyl. Jetta, 2.8L Engine
 9283 (03-04)
 9214 (99-02) (2 used)
 642197 (02-04 BDF Eng., 6 Speed M/T)^[958]
 642712 (99-02 AFP Eng.)^[958]



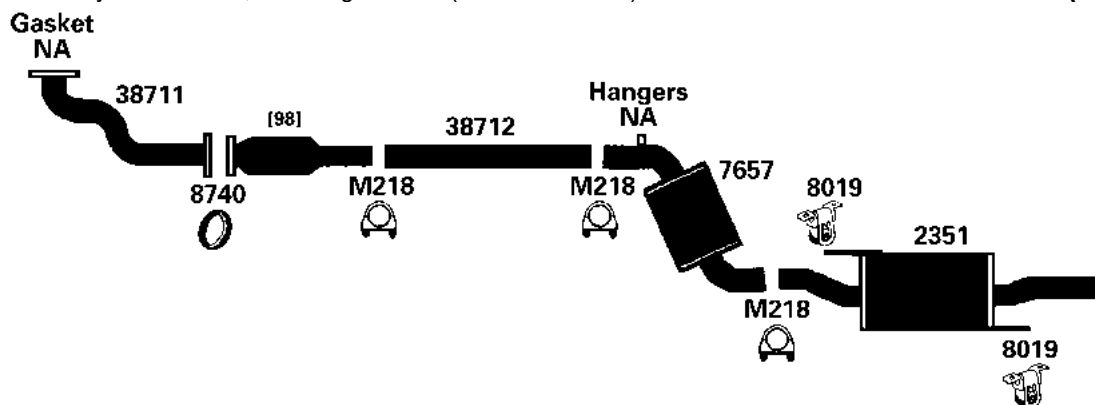
NA-Not Available. NR-Not Required. FL-Remove and Re-Use Old Flange. ● Golden Warehouse. O.E.-Original Equipment.
 # Airtube Kit [4948] may be required to complete installation. EFI-Electronic Fuel Injection.

[1] OE system was a welded assembly. It is recommended that all parts noted [1] should be replaced.
 [958] Federal & California Emissions. Not For Sale or Use on vehicles licensed in the state of CA & NY (NY vehicles with CA Emissions). Check with your state authority for details.

[960] California Emissions. Not For Sale or Use on vehicles licensed in the state of CA & NY. Check with your state authority.

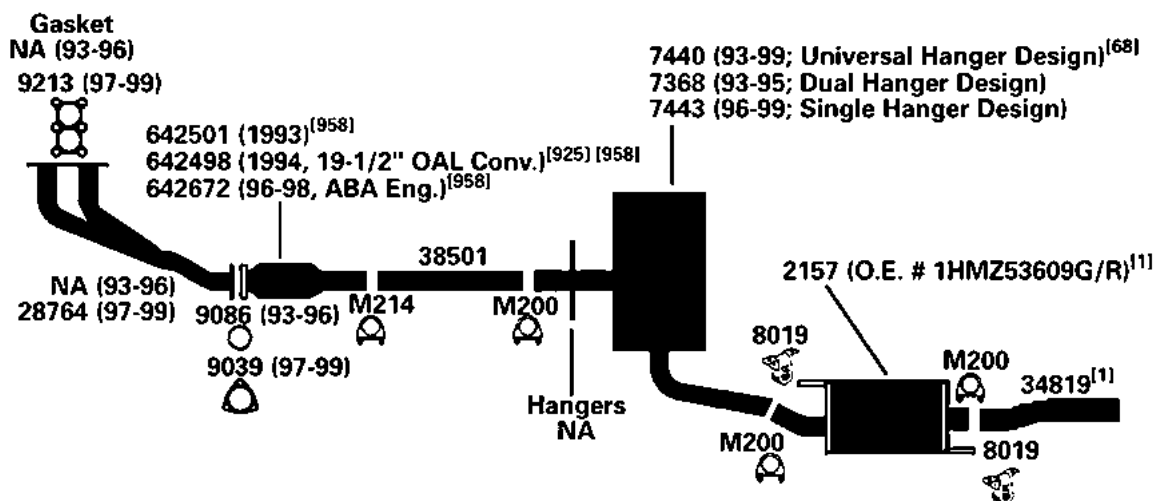
95-99 4 Cyl. Jetta, 1.8L Engine ACC (CANADA ONLY)

(100312)



95-99 4 Cyl. Jetta III, 2.0L Engine (1999 Engine Code ABA)

(10377)



DIRECT FIT MSL/MAXIMUM Muffler... Rear Muffler- 700183, UNIVERSAL FIT MSL/MAXIMUM Muffler... Rear Muffler- 709008

NA-Not Available. NR-Not Required. FL-Remove and Re-Use Old Flange. ● Golden Warehouse. O.E.-Original Equipment.

Airtube Kit [4948] may be required to complete installation. EFI-Electronic Fuel Injection.

[1] OE system was a welded assembly. It is recommended that all parts noted [1] should be replaced.

[68] Hanger modification may be required for some models.

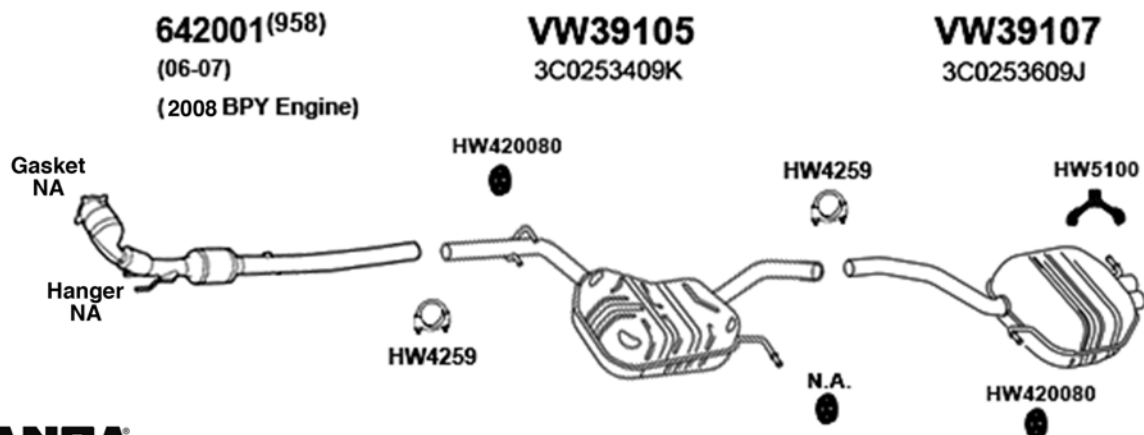
[98] Refer to current Catalytic Converter catalog or Website catalog for availability.

[925] If 50mm OD outlet pipe required use Pipe Kit 651154

[958] Federal & California Emissions. Not For Sale or Use on vehicles licensed in the state of CA & NY (NY vehicles with CA Emissions). Check with your state authority for details.

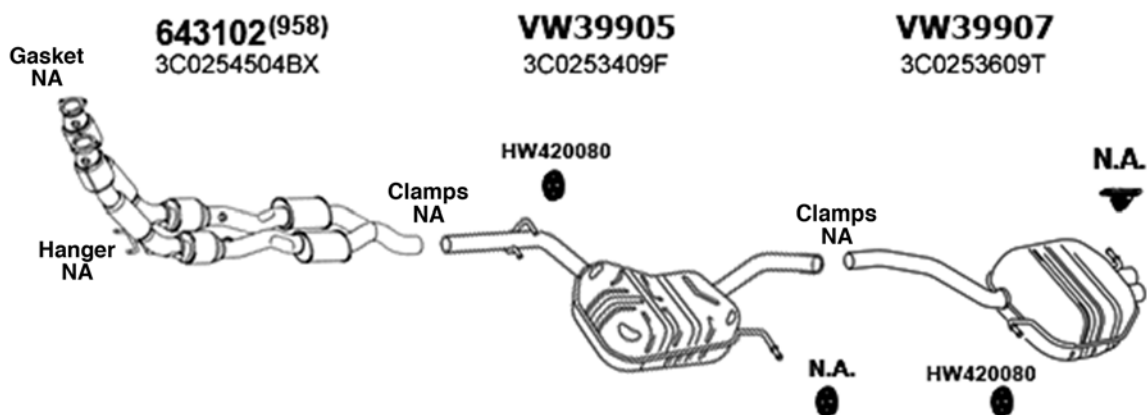
VOLKSWAGEN PASSAT

(VW118A) 06-10 4 Cyl. Passat, 2.0L Engine



ANSA

(VW124) 06-08 6 Cyl. Passat, 3.6L Engine



ANSA

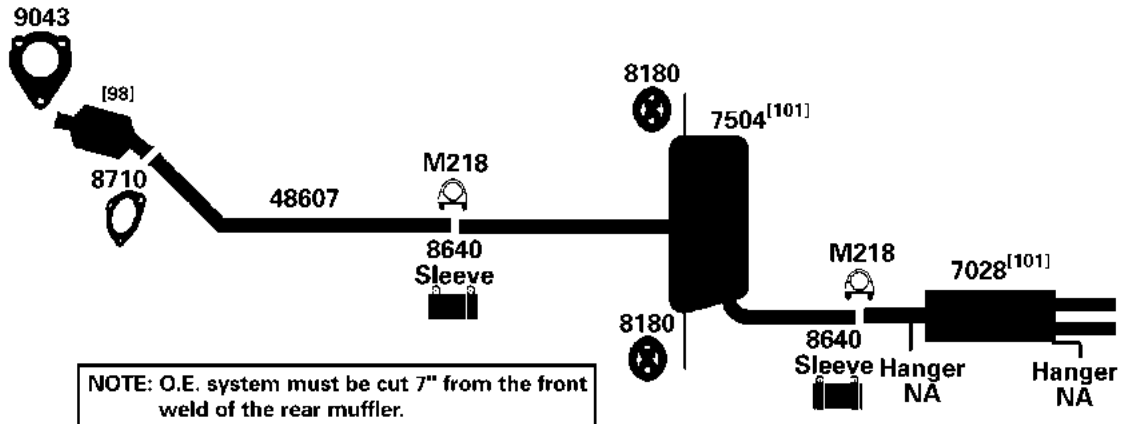
NA-Not Available. NR-Not Required. FL-Remove and Re-Use Old Flange. ● Golden Warehouse. O.E.-Original Equipment.

Airtube Kit [4948] may be required to complete installation. EFI-Electronic Fuel Injection.

[958] Federal & California Emissions. Not For Sale or Use on vehicles licensed in the state of CA & NY (NY vehicles with CA Emissions). Check with your state authority for details.

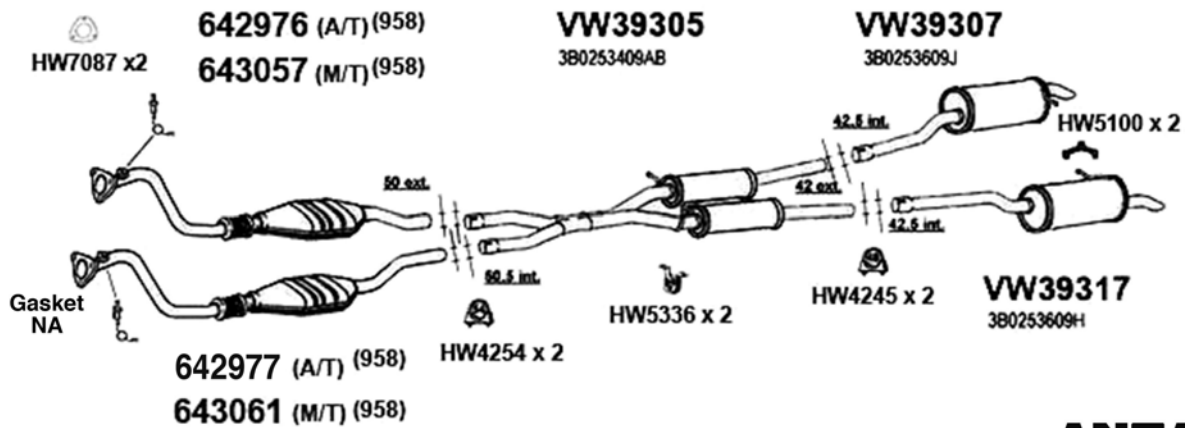
04-05 4 Cyl. Passat, 2.0L Engine

(100683)



01-05 6 Cyl. Passat AWD, 2.8L Engine

(VW154)



ANSA

NA-Not Available. NR-Not Required. FL-Remove and Re-Use Old Flange. ● Golden Warehouse. O.E.-Original Equipment.

Airtube Kit [4948] may be required to complete installation. EFI-Electronic Fuel Injection.

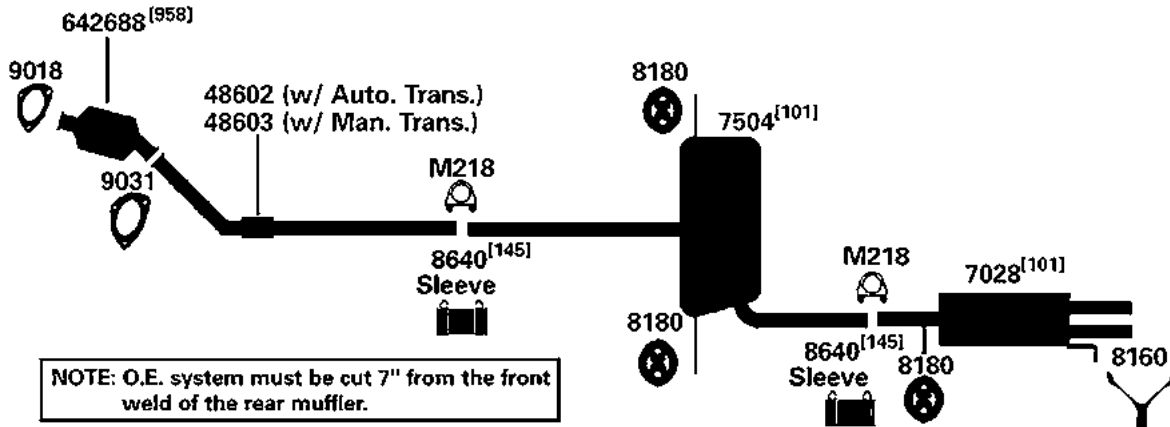
[98] Refer to current Catalytic Converter catalog or Website catalog for availability.

[101] The O.E. system must be cut 7" from the front weld of the rear muffler.

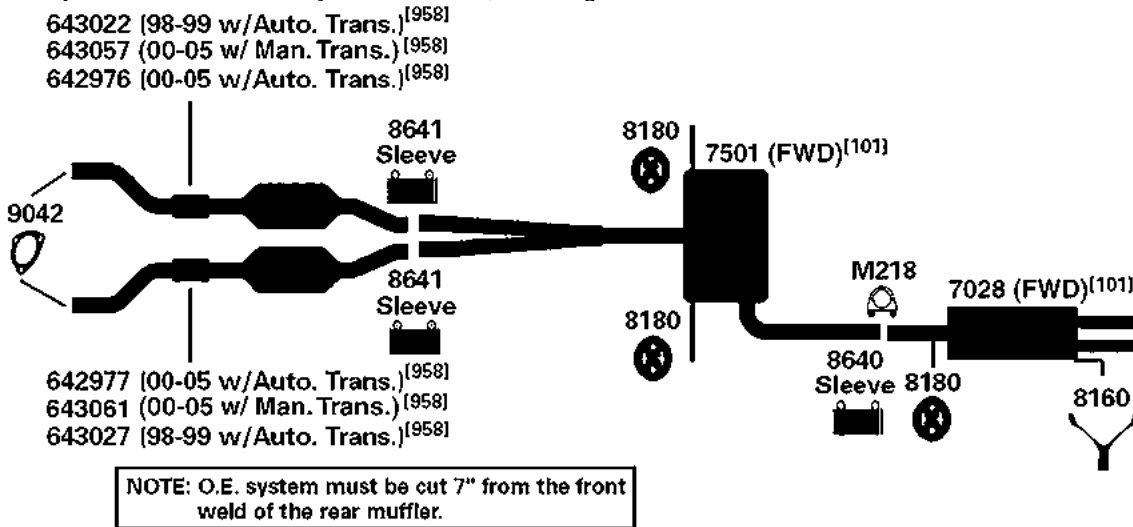
[958] Federal & California Emissions. Not For Sale or Use on vehicles licensed in the state of CA & NY (NY vehicles with CA Emissions). Check with your state authority for details.

VOLKSWAGEN PASSAT

(100648) 98-05 4 Cyl. Passat, 1.8L Turbo Engine



(100632) 98-05 6 Cyl. Passat, 2.8L Engine



NA-Not Available. NR-Not Required. FL-Remove and Re-Use Old Flange. ● Golden Warehouse. O.E.-Original Equipment.

Airtube Kit [4948] may be required to complete installation. EFI-Electronic Fuel Injection.

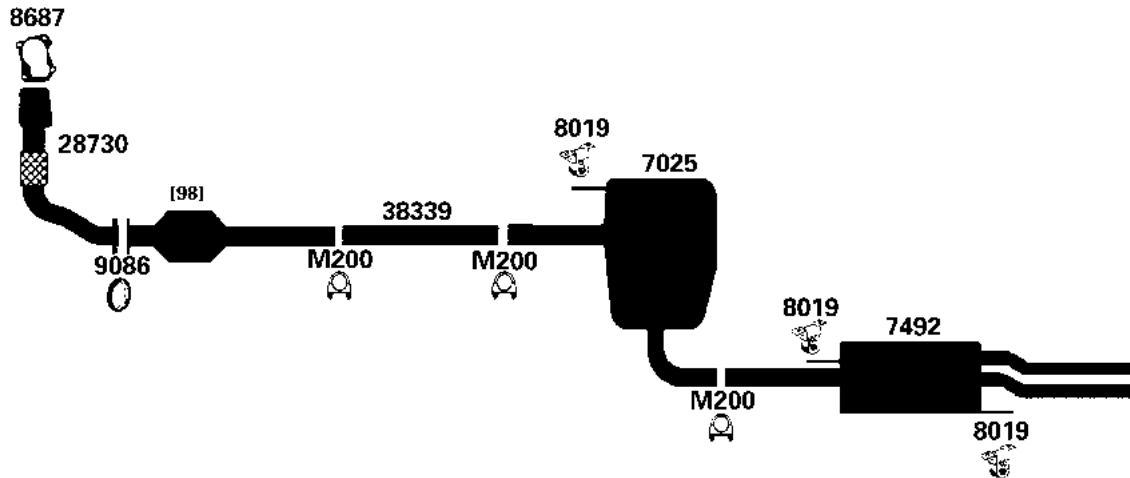
[101] The O.E. system must be cut 7" from the front weld of the rear muffler.

[145] Required only for use with O.E. components, not required for use with aftermarket components.

[958] Federal & California Emissions. Not For Sale or Use on vehicles licensed in the state of CA & NY (NY vehicles with CA Emissions). Check with your state authority for details.

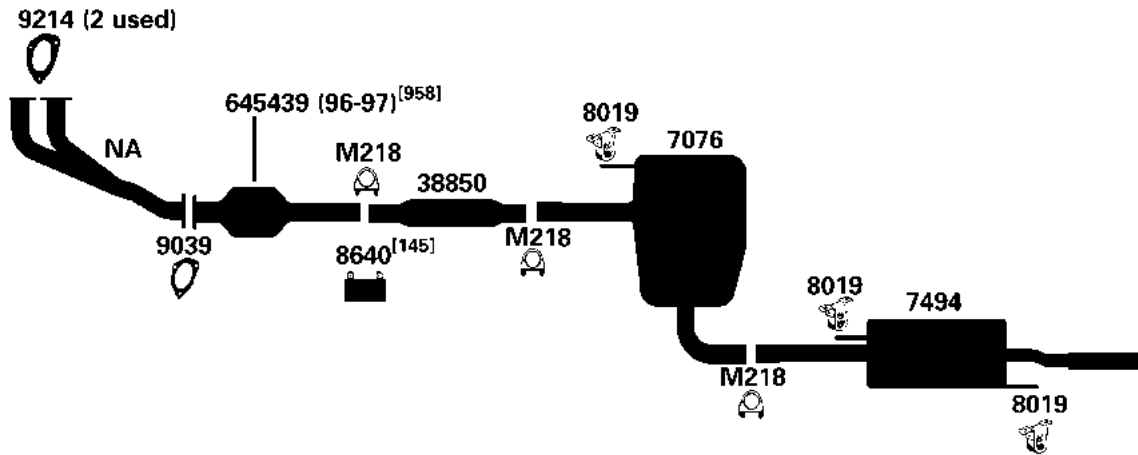
96-97 4 Cyl. Passat, 1.9L Turbo Diesel Engine

(100684)



95-97 6 Cyl. Passat, 2.8L Engine

(100686)



NA-Not Available. NR-Not Required. FL-Remove and Re-Use Old Flange. ● Golden Warehouse. O.E.-Original Equipment.

Airtube Kit [4948] may be required to complete installation. EFI-Electronic Fuel Injection.

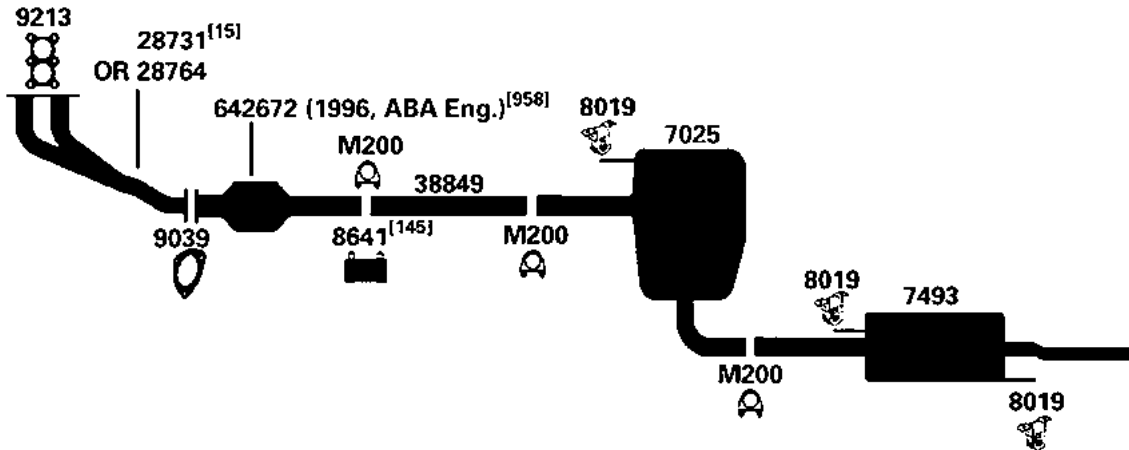
[98] Refer to current Catalytic Converter catalog or Website catalog for availability.

[145] Required only for use with O.E. components, not required for use with aftermarket components.

[958] Federal & California Emissions. Not For Sale or Use on vehicles licensed in the state of CA & NY (NY vehicles with CA Emissions). Check with your state authority for details.

VOLKSWAGEN PASSAT

(100685) 95-96 4 Cyl. Passat, 2.0L Engine



VOLKSWAGEN RABBIT, CABRIOLET, SCIROCCO

(VW125) 06-08 5 Cyl.

642218 (06-07, BGP)⁽⁹⁵⁸⁾

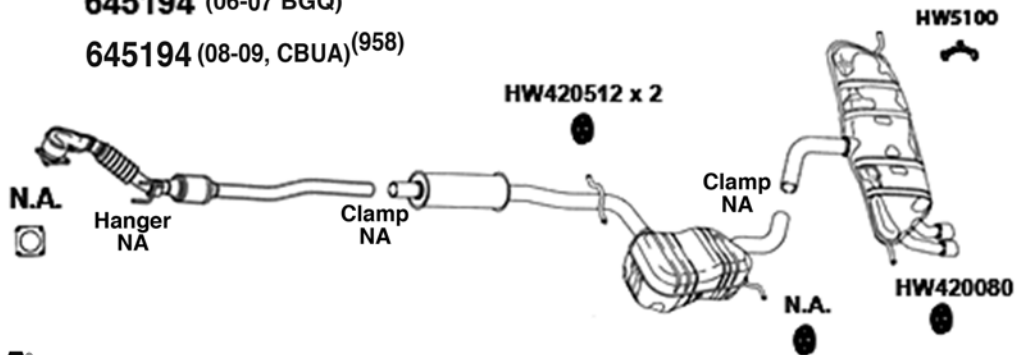
642218 (2008 CBTA)⁽⁹⁵⁸⁾

645194 (06-07 BGQ)⁽⁹⁵⁸⁾

645194 (08-09, CBUA)⁽⁹⁵⁸⁾

VW40005
1KO253209BK

VW40007
1K6253609BN



ANSA

NA-Not Available. NR-Not Required. FL-Remove and Re-Use Old Flange. ● Golden Warehouse. O.E.-Original Equipment.

Airtube Kit [4948] may be required to complete installation. EFI-Electronic Fuel Injection.

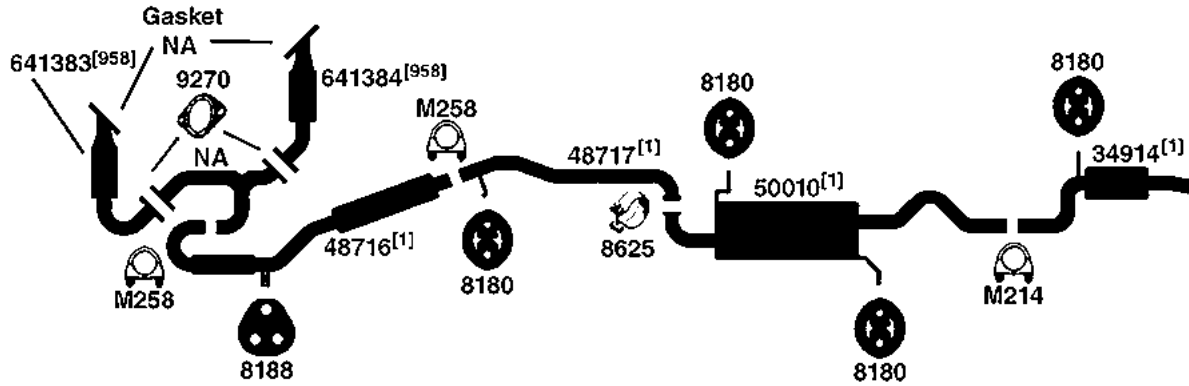
[15] Discontinued, use until inventory is depleted.

[145] Required only for use with O.E. components, not required for use with aftermarket components.

[958] Federal & California Emissions. Not For Sale or Use on vehicles licensed in the state of CA & NY (NY vehicles with CA Emissions). Check with your state authority for details.

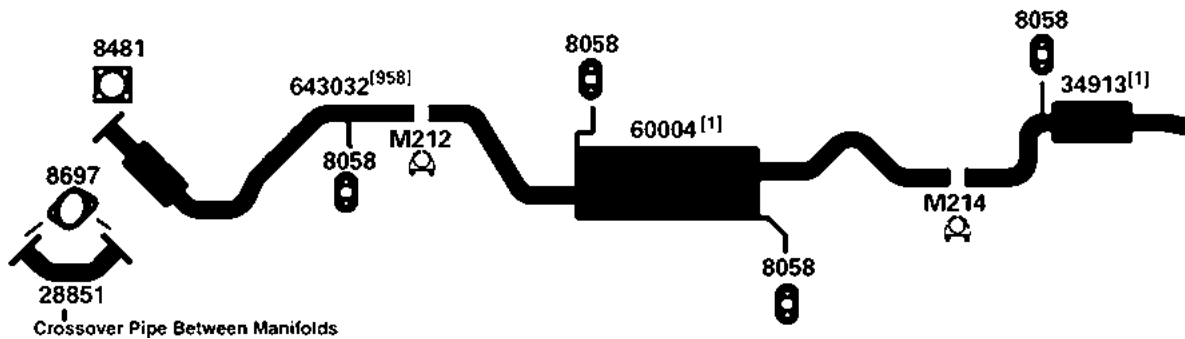
11-14 6 Cyl. Routan, 3.6L Engine

(102679)



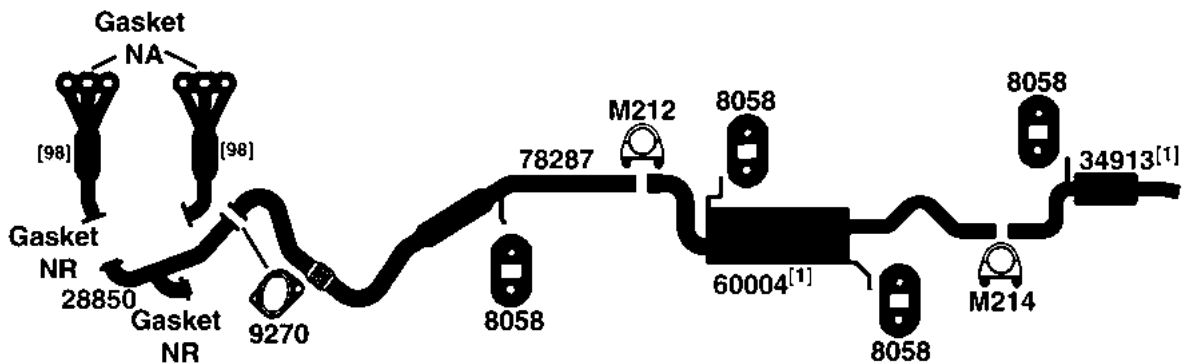
09-10 6 Cyl. Routan, 3.8L Engine

(102601)



09-10 6 Cyl. Routan, 4.0L Engine

(102642)



NA-Not Available. NR-Not Required. FL-Remove and Re-Use Old Flange. ● Golden Warehouse. O.E.-Original Equipment.

Airtube Kit [4948] may be required to complete installation. EFI-Electronic Fuel Injection.

[1] OE system was a welded assembly. It is recommended that all parts noted [1] should be replaced.

[33] Remove and re-use O.E. heat shield.

[98] Refer to current Catalytic Converter catalog or Website catalog for availability.
[958] Federal & California Emissions. Not For Sale or Use on vehicles licensed in the state of CA & NY (NY vehicles with CA Emissions). Check with your state authority for details.

VOLVO

VOLVO 40 SERIES

(VL121) 04-10 5 Cyl. S40, 2.4L Engine

641426 (958)
(04-06)



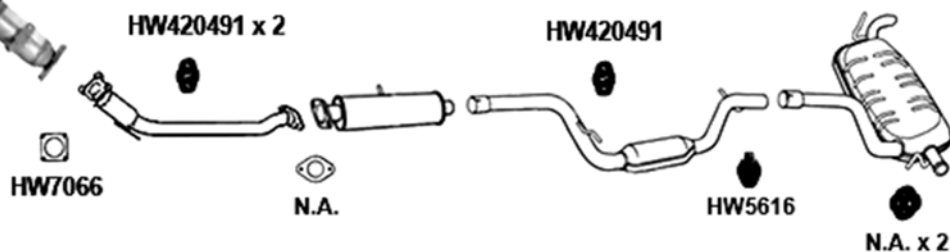
642213 (958)
(04-07 converter)

642890 (958)
(ULEV 2 converters)

VL14603
30676608

VL14605
30730687

VL14607
30793180

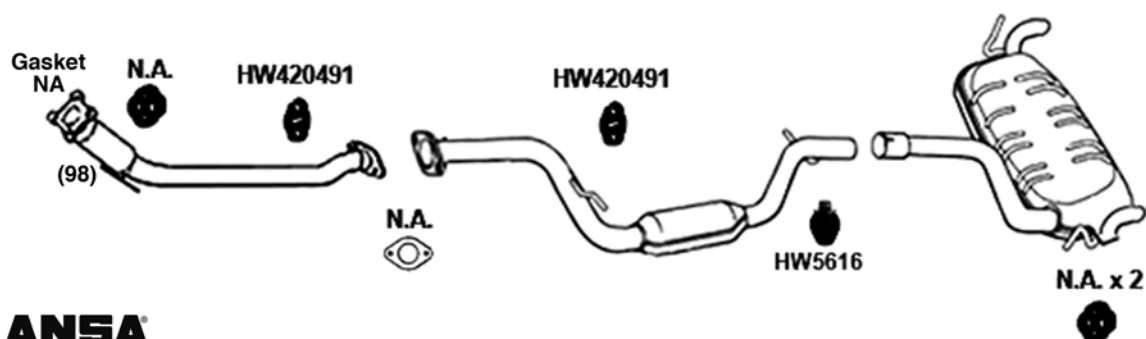


ANSA

(VL122) 04-07 5 Cyl. S40, 2.5L T5 Engine, FWD

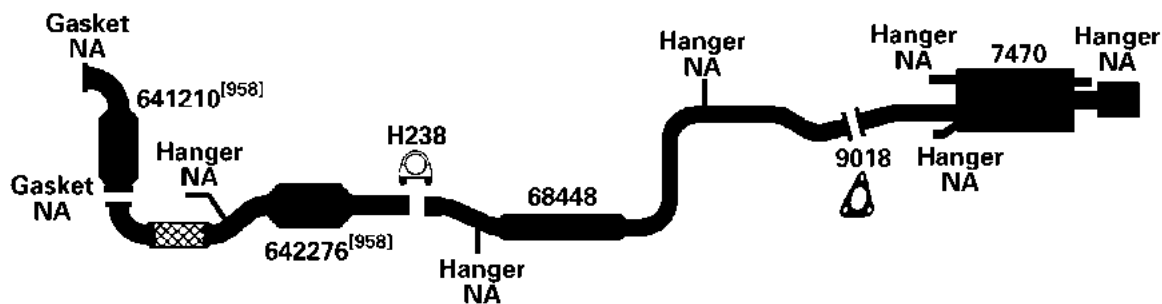
VL14615
313051960

VL14617
30730681



ANSA

(100618) 01-04 4 Cyl. S40 / V40, 1.9L Turbo Engine



NA-Not Available. NR-Not Required. FL-Remove and Re-Use Old Flange. ● Golden Warehouse. O.E.-Original Equipment.

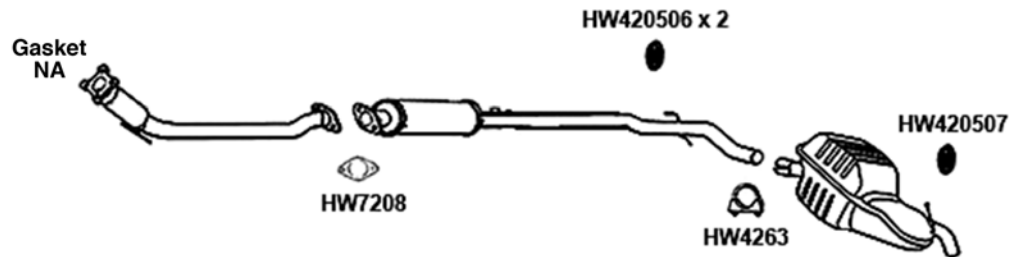
Airtube Kit [4948] may be required to complete installation. EFI-Electronic Fuel Injection.

[98] Refer to current Catalytic Converter catalog or Website catalog for availability.

[958] Federal & California Emissions. Not For Sale or Use on vehicles licensed in the state of CA & NY (NY vehicles with CA Emissions). Check with your state authority for details.

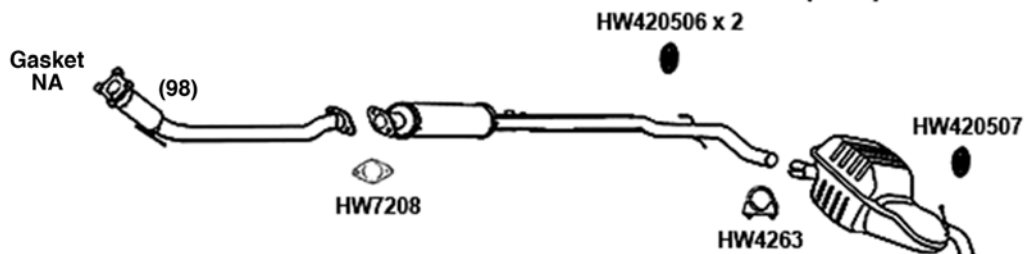
05-09 5 Cyl. S60, 2.4L T5 Engine

(VL118)

642090⁽⁹⁵⁸⁾VL14305
8684279VL14307
30672325**ANSA**

03-09 5 Cyl. S60, 2.5L Engine, AWD

(VL114)

VL14105
8684277
To Ch. 626462VL13107
9492907
(03-04)VL14315
30793721
Fr Ch. 626463VL14317
30672324
(05-09)**ANSA**

NA-Not Available. NR-Not Required. FL-Remove and Re-Use Old Flange. ● Golden Warehouse. O.E.-Original Equipment.

Airtube Kit [4948] may be required to complete installation. EFI-Electronic Fuel Injection.

[98] Refer to current Catalytic Converter catalog or Website catalog for availability.

[958] Federal & California Emissions. Not For Sale or Use on vehicles licensed in the state of CA & NY (NY vehicles with CA Emissions). Check with your state authority for details.

VOLVO 60 SERIES

(S60)

01-05
642201⁽⁹⁵⁸⁾

5 Cyl.

S60, 2.4L Non-Turbo Engine

VL13901
9202267
(01-02)

VL13905
30636377
(01-02)

VL14305
86842790
(03-05)

VL13907
9492906
8683428
30672323

Gasket
NA

HW7066

HW420506 x 2

HW420507

HW420506

HW7208

HW4263

ANSA

(VL117)

01-04
01-03

5 Cyl.
5 Cyl.

S60, 2.3L T5 Engine

S60, 2.4L Turbo Engine

642851⁽⁹⁵⁸⁾
(01-02)

VL14305
86842790

VL13107
94929070

8680

HW420506 x 2

HW420507

HW7208

HW4263

ANSA

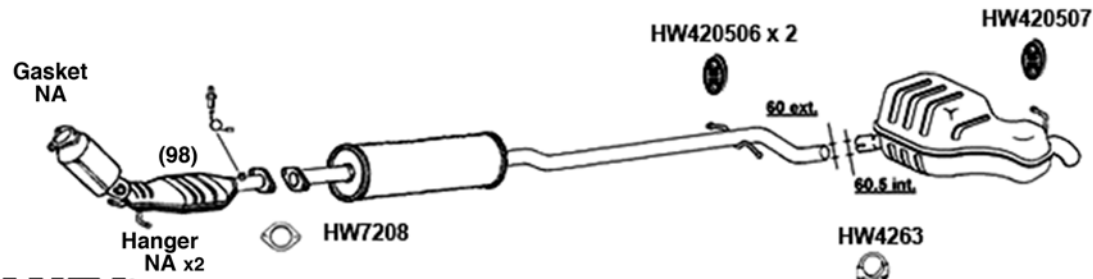
NA-Not Available. NR-Not Required. FL-Remove and Re-Use Old Flange. ● Golden Warehouse. O.E.-Original Equipment.

Airtube Kit [4948] may be required to complete installation. EFI-Electronic Fuel Injection.

[958] Federal & California Emissions. Not For Sale or Use on vehicles licensed in the state of CA & NY (NY vehicles with CA Emissions). Check with your state authority for details.

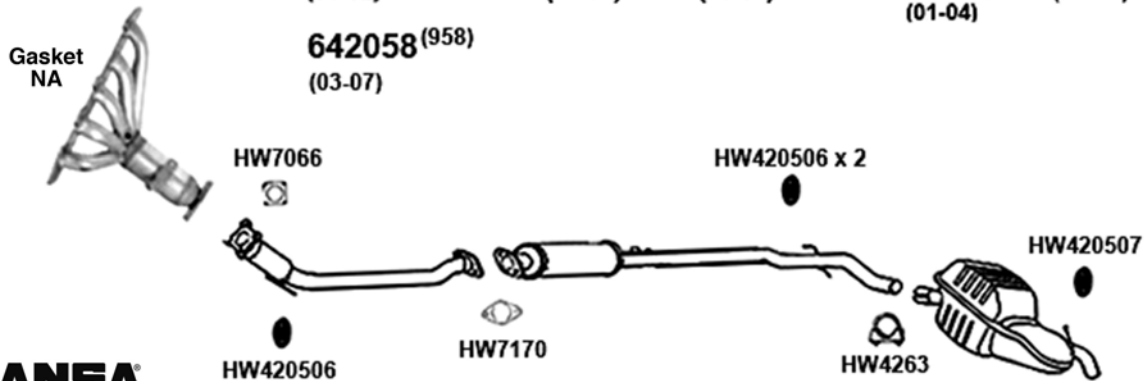
03-07 5 Cyl. XC70, 2.5L Engine

(V111)

VL13715
86842760VL13507
86385320**ANSA**

01-07 5 Cyl. V70, 2.4L Non-Turbo Engine

(VL2001)

642201⁽⁹⁵⁸⁾
(01-02)
(to Eng#2680829)VL13901
9202267
(01-02)VL13505
306363780
(01-02)VL13905
8684280
(03-07)VL13507
8634167
8683430
(01-04)VL13917
30672327
(05-07)642058⁽⁹⁵⁸⁾
(03-07)**ANSA**

NA-Not Available. NR-Not Required. FL-Remove and Re-Use Old Flange. ● Golden Warehouse. O.E.-Original Equipment.

Airtube Kit [4948] may be required to complete installation. EFI-Electronic Fuel Injection.

[98] Refer to current Catalytic Converter catalog or Website catalog for availability.

[958] Federal & California Emissions. Not For Sale or Use on vehicles licensed in the state of CA & NY (NY vehicles with CA Emissions). Check with your state authority for details.

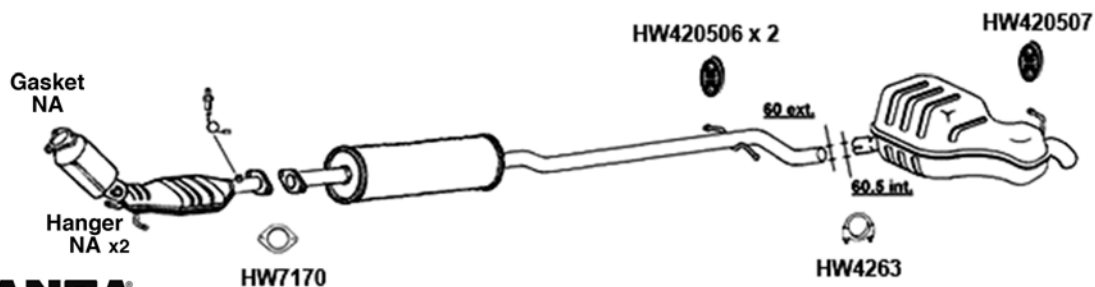
VOLVO 70 SERIES

(VL2002) 01-04 5 Cyl. V70, 2.3L Engine

642851 (958)
(01-02 FWD)

VL13905
8684280

VL13507
8634167
8683430

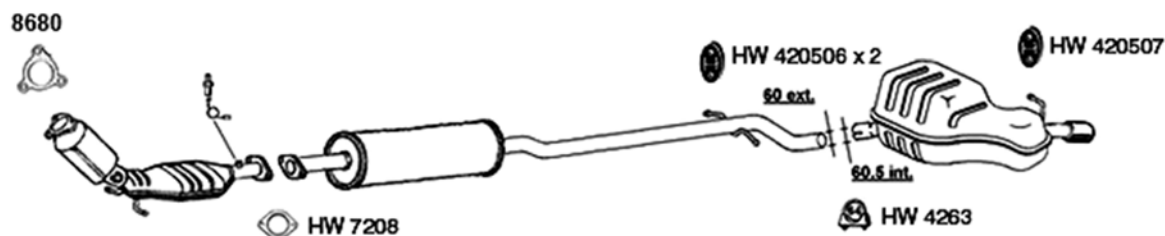


(VL111A) 2003 5 Cyl. V70, 2.5L Engine, AWD

C.C.

VL13715
30793720
8684276
9461991

VL13507
8638532
9485037
8634167
8683430

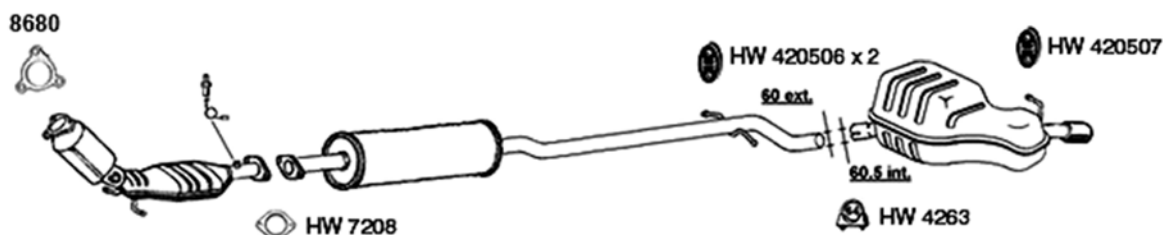


NA-Not Available. NR-Not Required. FL-Remove and Re-Use Old Flange. ● Golden Warehouse. O.E.-Original Equipment.
Airtube Kit [4948] may be required to complete installation. EFI-Electronic Fuel Injection.

[958] Federal & California Emissions. Not For Sale or Use on vehicles licensed in the state of CA & NY (NY vehicles with CA Emissions). Check with your state authority for details.

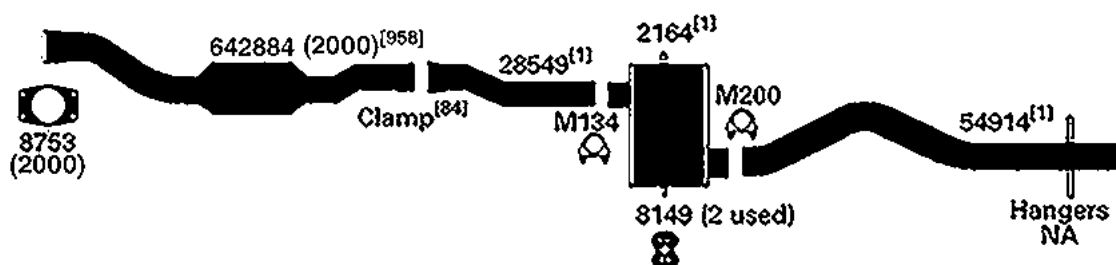
01-02 5 Cyl. V70, 2.4L Engine, X/C AWD

(VL111)

642009 (958)
(2001 AWD)VL13715
30793720
8684276
9461991VL13507
8638532
9485037
8634167
8683430**ANSA**

98-00 5 Cyl. C70, S70, V70; 2.3L, 2.4L Engine, except Turbo

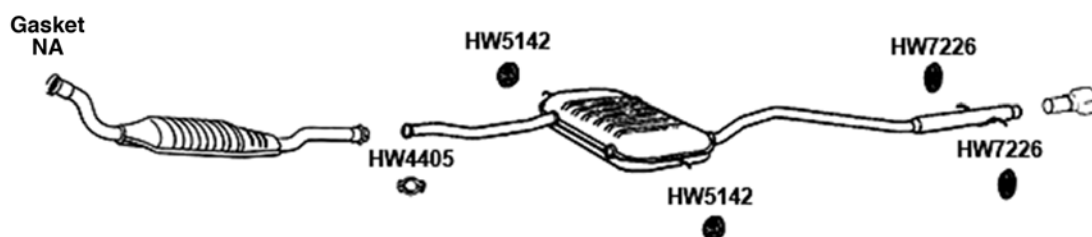
(100595)



DIRECT FIT MSL/MAXIMUM Muffler... 700397

98-00 5 Cyl. V70, 2.3L Engine

(VL1861)

642997 (958)
(2000 AWD)VL 11447
8631007VL 11309
9184083**ANSA**

NA-Not Available. NR-Not Required. FL-Remove and Re-Use Old Flange. ● Golden Warehouse. O.E.-Original Equipment.

Airtube Kit [4948] may be required to complete installation. EFI-Electronic Fuel Injection.

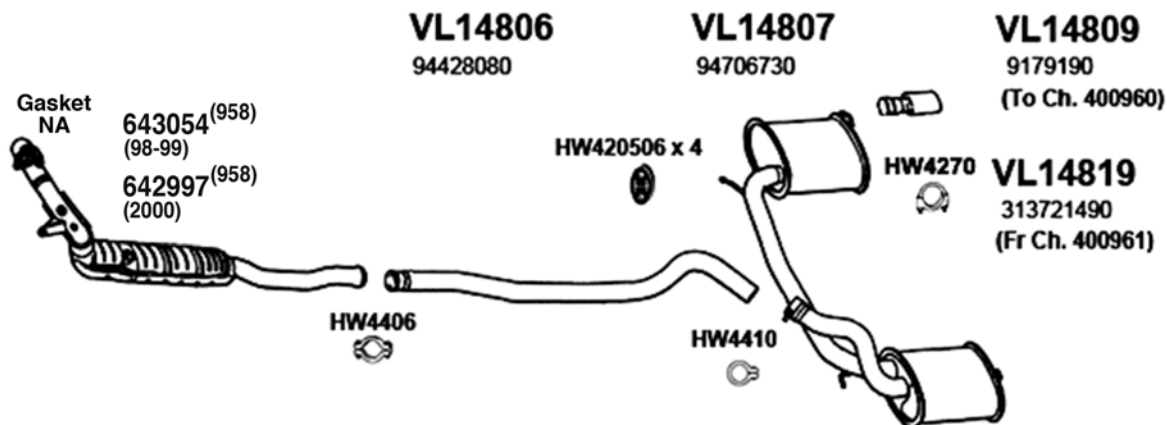
[1] OE system was a welded assembly. It is recommended that all parts noted [1] should be replaced.

[84] Remove and re-use original clamp.

[958] Federal & California Emissions. Not For Sale or Use on vehicles licensed in the state of CA & NY (NY vehicles with CA Emissions). Check with your state authority for details.

VOLVO 70 SERIES

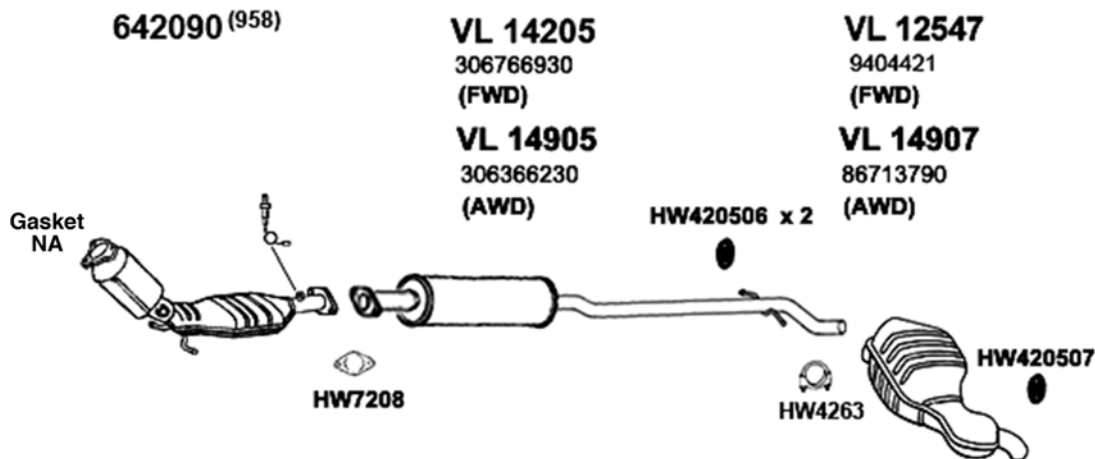
(VL124) 98-00 5 Cyl. V70, 2.4L Engine, X/C AWD



ANSA

VOLVO 80 SERIES

(VL116) 04-06 5 Cyl. S80, 2.5L Engine



ANSA

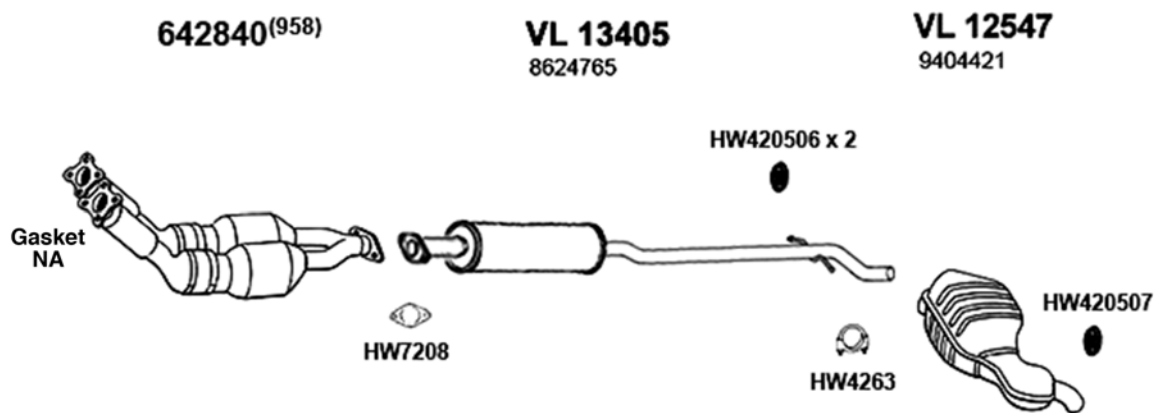
NA-Not Available. NR-Not Required. FL-Remove and Re-Use Old Flange. ● Golden Warehouse. O.E.-Original Equipment.

Airtube Kit [4948] may be required to complete installation. EFI-Electronic Fuel Injection.

[958] Federal & California Emissions. Not For Sale or Use on vehicles licensed in the state of CA & NY (NY vehicles with CA Emissions). Check with your state authority for details.

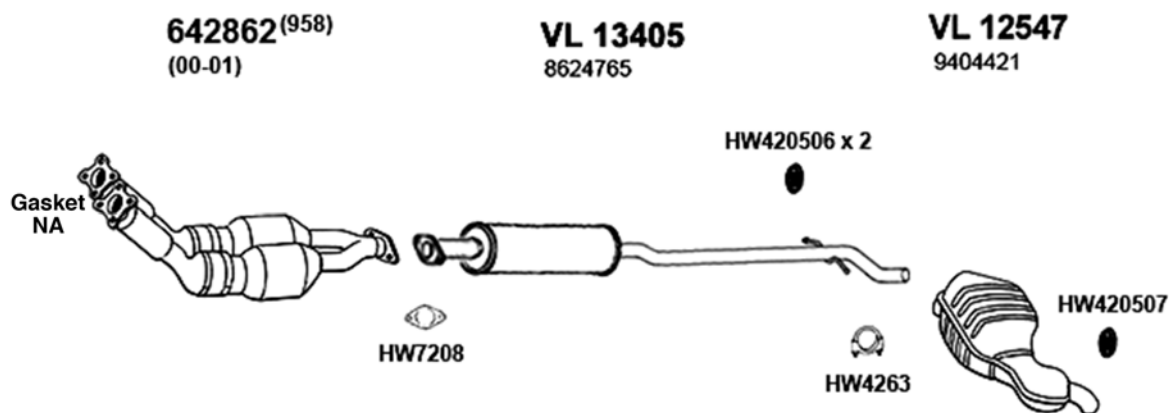
02-05 6 Cyl. S80, 2.9L Turbo Engine

(VL115A)

**ANSA**

99-01 6 Cyl. S80, 2.8L Engine

(VL115)

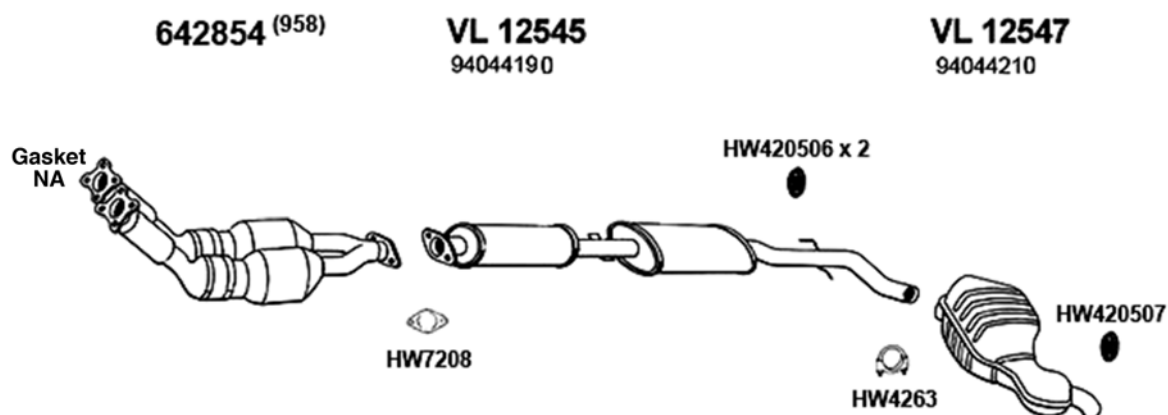
**ANSA**

NA-Not Available. NR-Not Required. FL-Remove and Re-Use Old Flange. ● Golden Warehouse. O.E.-Original Equipment.
 # Airtube Kit [4948] may be required to complete installation. EFI-Electronic Fuel Injection.

[958] Federal & California Emissions. Not For Sale or Use on vehicles licensed in the state of CA & NY (NY vehicles with CA Emissions). Check with your state authority for details.

VOLVO 80 SERIES

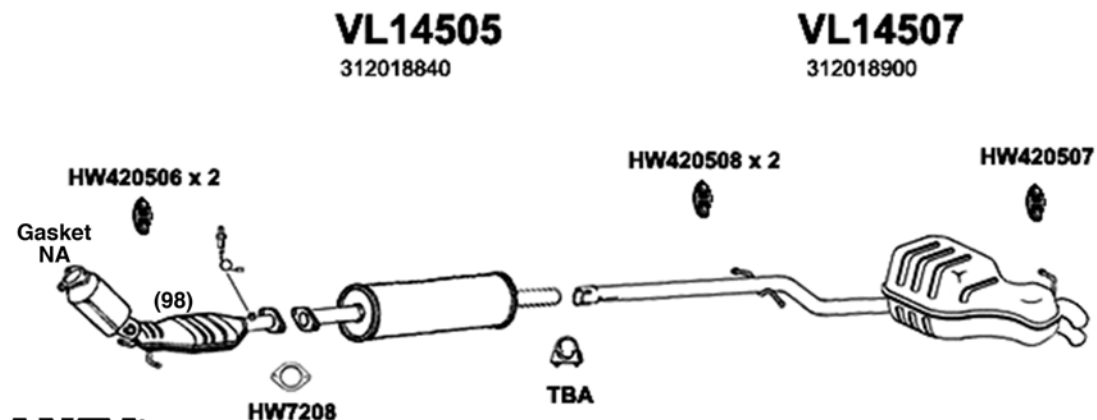
(VL1864) 99-01 6 Cyl. S80, 2.9L Non-Turbo Engine



ANSA

VOLVO 90 SERIES

(VL120) 03-06 6 Cyl. XC90, 2.9L Engine
 03-05 5 Cyl. XC90, 2.5L Engine



ANSA

NA-Not Available. NR-Not Required. FL-Remove and Re-Use Old Flange. ● Golden Warehouse. O.E.-Original Equipment.

Airtube Kit [4948] may be required to complete installation. EFI-Electronic Fuel Injection.

[98] Refer to current Catalytic Converter catalog or Website catalog for availability.

[958] Federal & California Emissions. Not For Sale or Use on vehicles licensed in the state of CA & NY (NY vehicles with CA Emissions). Check with your state authority for details.

VOLVO 800 SERIES

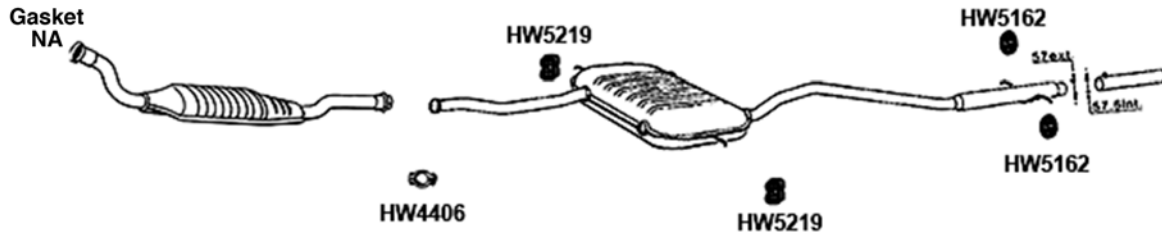
95-97 5 Cyl. 850, 2.3L Engine

(VL1834)**642963** (1996 Fed. welded inlet flange)⁽⁹⁵⁹⁾**VL 11447**

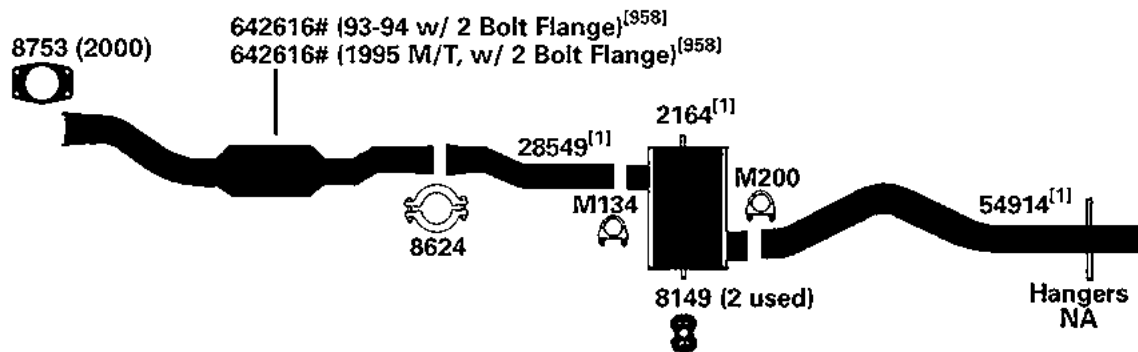
9135407

VL 11309

6842149

WAGON**642698** (1996 Fed. spinning inlet flange)⁽⁹⁵⁹⁾**ANSA**

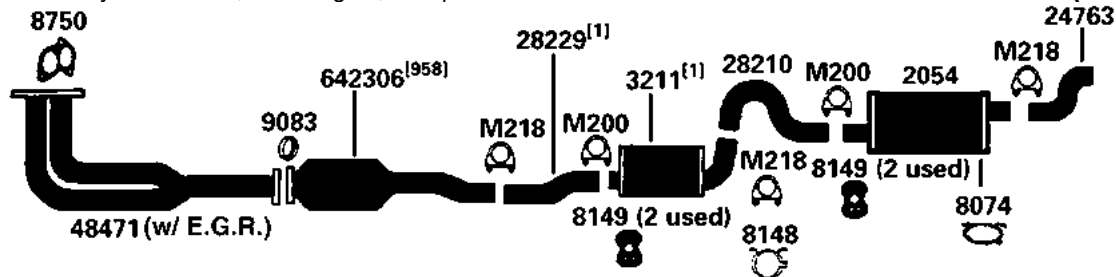
95-97 5 Cyl. 850, 2.4L Engine, except Turbo

(15025)

DIRECT FIT MSL/MAXIMUM Muffler... 700397

VOLVO 900 SERIES

1995 4 Cyl. 940, 2.3L Engine, except Turbo

(10763)

DIRECT FIT MSL/MAXIMUM Muffler... Front Muffler- 700085, Rear Muffler- 700177

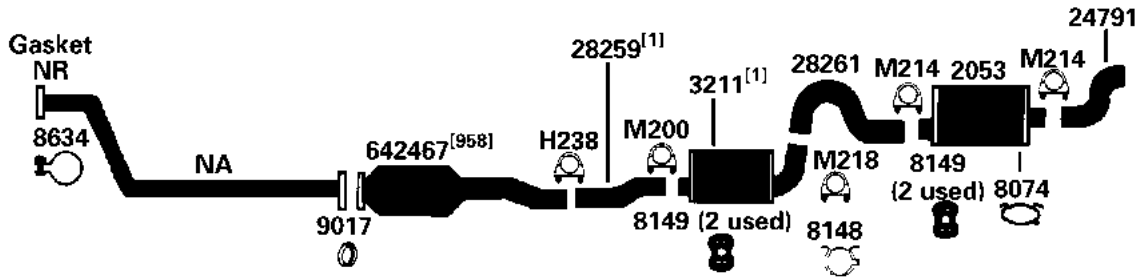
NA-Not Available. NR-Not Required. FL-Remove and Re-Use Old Flange. ● Golden Warehouse. O.E.-Original Equipment.

Airtube Kit [4948] may be required to complete installation. EFI-Electronic Fuel Injection.

⁽¹⁾ OE system was a welded assembly. It is recommended that all parts noted ⁽¹⁾ should be replaced.⁽⁹⁵⁸⁾ Federal & California Emissions. Not For Sale or Use on vehicles licensed in the state of CA & NY (NY vehicles with CA Emissions). Check with your state authority for details.⁽⁹⁵⁹⁾ Federal Emissions. Not For Sale or Use on vehicles licensed in the state of CA. Check with your state authority.

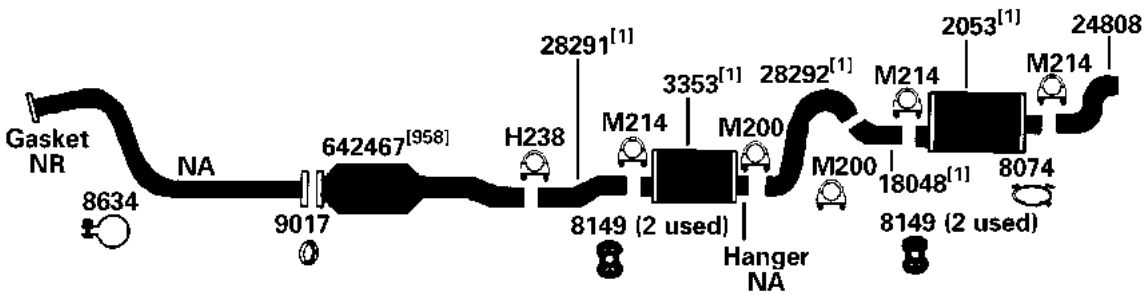
VOLVO 900 SERIES

(10762) 1995 4 Cyl. 940, 2.3L Turbo Engine, without Multilink Suspension



DIRECT FIT MSL/MAXIMUM Muffler... Front Muffler- 700085, Rear Muffler- 700309, UNIVERSAL FIT MSL/MAXIMUM Muffler... Rear Muffler- 6536

(10760) 1995 4 Cyl. 940, 2.3L Turbo Engine, with Multilink Suspension



DIRECT FIT MSL/MAXIMUM Muffler... Rear Muffler- 700309, UNIVERSAL FIT MSL/MAXIMUM Muffler... Rear Muffler- 6536

NA-Not Available. NR-Not Required. FL-Remove and Re-Use Old Flange. ● Golden Warehouse. O.E.-Original Equipment.

Airtube Kit [4948] may be required to complete installation. EFI-Electronic Fuel Injection.

[1] OE system was a welded assembly. It is recommended that all parts noted [1] should be replaced.

[958] Federal & California Emissions. Not For Sale or Use on vehicles licensed in the state of CA & NY (NY vehicles with CA Emissions). Check with your state authority for details.



XLERATOR[®]

PERFORMANCE EXHAUST

The Sound Of Acceleration[™]

HIGH-FLOW MUFFLERS • CAT-BACK SYSTEMS • MANDREL PIPES • CATALYTIC CONVERTERS
ACCESSORIES • DIESEL SYSTEMS • STAINLESS MUFFLERS

Silenciadores de altomflujo • Sistemas Cat-back • Mandrel pipes • Convertidores catalíticos
Accesorios • Sistemas de Diesel • Stainless mufflers

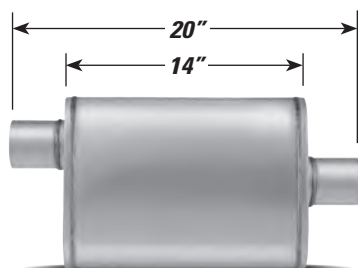
Silenciex à débit élevé • Systèmes Cat-back • Mandrel pipes • Convertisseurs catalytiques
Accessoires • Systèmes de diesel • Stainless mufflers

PERFORMANCE FEATURES

- Heavy gauge 100% Stainless Steel
- All welded construction
- Straight through flow design
- Increased flow
- Excellent performance sound
- Reversible
- High temperature acoustical filler material
- Better performance

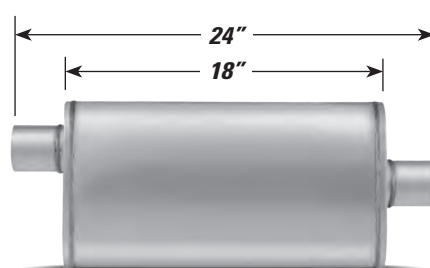
4" x 9" OVAL REVERSIBLE

OFFSET/CENTER (4" x 9")



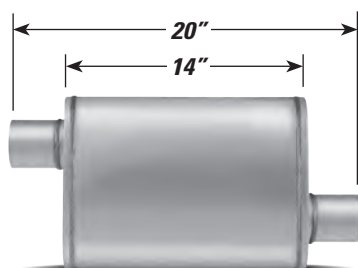
P/N	INLET	OUTLET
XS1224	2"	2"
XS1225	2 ¼"	2 ¼"
XS1226	2 ½"	2 ½"
XS1229	3"	3"

OFFSET/CENTER (4" x 9")




P/N	INLET	OUTLET
XS1255	2 ¼"	2 ¼"
XS1256	2 ½"	2 ½"
XS1259	3"	3"

OFFSET/OFFSET (4" x 9")



P/N	INLET	OUTLET
XS1235	2 ¼"	2 ¼"
XS1236	2 ½"	2 ½"

OFFSET/OFFSET (4" x 9")



P/N	INLET	OUTLET
XS1266	2 ½"	2 ½"

STAINLESS STEEL PERFORMANCE MUFFLERS *Reversible Design*

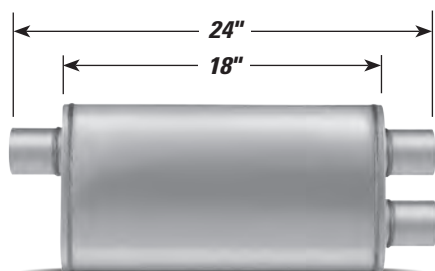


PERFORMANCE FEATURES

- Heavy gauge 100% Stainless Steel
- All welded construction
- Straight through flow design
- Increased flow
- Excellent performance sound
- Reversible
- High temperature acoustical filler material
- Better performance


4" x 9" OVAL REVERSIBLE

TRANSVERSE & OFFSET/DUALS (4" x 9")



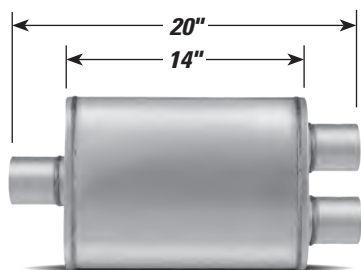
P/N	INLET	OUTLET
XS2265	2 ½"	2 ½"

CENTER/DUALS (4" x 9")



P/N	INLET	OUTLET
XS2258	2 ½"	2 ¼"
XS2268	2 ½"	2 ½"
XS2278	3"	2 ¼"
XS2288	3"	2 ½"
XS2298	3"	3"

CENTER/DUALS (4" x 9")



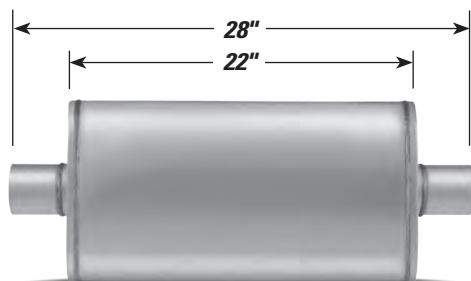
P/N	INLET	OUTLET
XS1149	2 ¼"	2 ¼"
XS2157	2 ½"	2 ¼"
XS2158	2 ½"	2 ½"
XS2197	3"	2 ¼"
XS2198	3"	2 ½"

PERFORMANCE FEATURES

- Heavy gauge 100% Stainless Steel
- All welded construction
- Straight through flow design
- Increased flow
- Excellent performance sound
- Reversible
- High temperature acoustical filler material
- Better performance


5" x 11" LARGE OVAL REVERSIBLE

CENTER/CENTER (5" x 11")



P/N	INLET	OUTLET
XS2579	3"	3"

DUALS/CENTER OR CENTER/DUALS (5" x 11")




DUALS/CENTER

P/N	INLET	OUTLET
XS2588	2 1/2"	3"

CENTER/DUALS


P/N	INLET	OUTLET
XS2588	3"	2 1/2"

CENTER/OFFSET (5" x 11")



P/N	INLET	OUTLET
XS2589	3"	3"

DUALS/DUALS (5" x 11")



P/N	INLET	OUTLET
XS2568	2 1/2"	2 1/2"

STAINLESS STEEL PERFORMANCE MUFFLERS *Reversible Design*

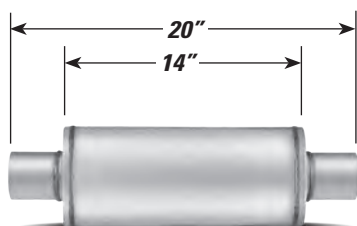


PERFORMANCE FEATURES

- Heavy gauge 100% Stainless Steel
- All welded construction
- Straight through flow design
- Increased flow
- Excellent performance sound
- Reversible
- High temperature acoustical filler material
- Better performance

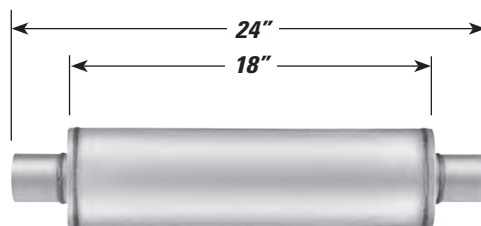
4" ROUND REVERSIBLE

CENTER/CENTER (4" Round)



P/N	INLET	OUTLET
XS0445	2 ¼"	2 ¼"
XS0416	2 ½"	2 ½"


CENTER/CENTER (4" Round)



P/N	INLET	OUTLET
XS0425	2 ¼"	2 ¼"
XS0426	2 ½"	2 ½"

7" ROUND REVERSIBLE


CENTER/CENTER (7" Round)



P/N	INLET	OUTLET
XS2772	4"	4"



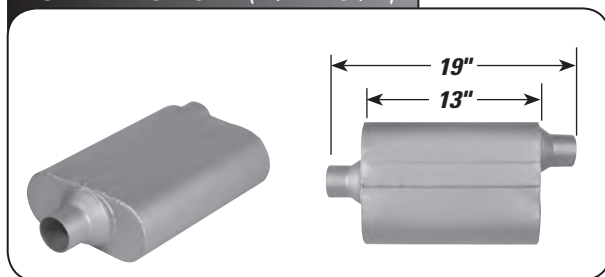
VX SERIES HIGH PERFORMANCE MUFFLERS



- V-FLOW for deep, aggressive tone
- Better performance
- Increased flow
- 100% Aluminized

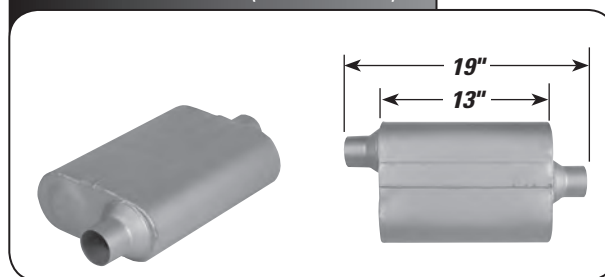
4 1/4" x 9 1/2" OVAL

CENTER/OFFSET (4 1/4" x 9 1/2")



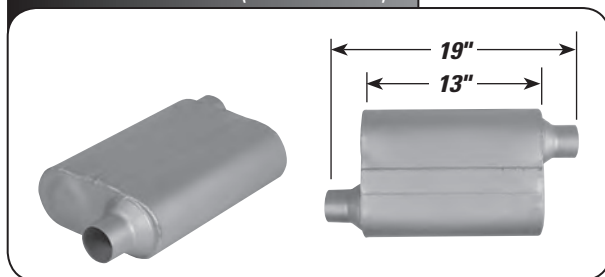
P/N	Inlet	Outlet
VX2442	2 1/4"	2 1/4"
VX2542	2 1/2"	2 1/2"
VX3042	3"	3"

OFFSET/CENTER (4 1/4" x 9 1/2")



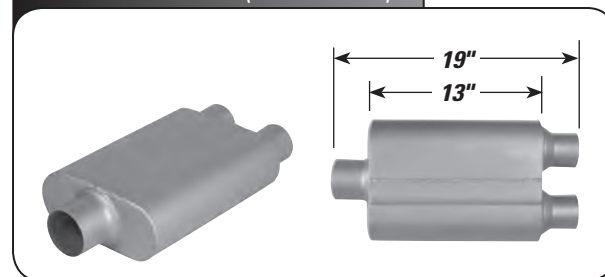
P/N	Inlet	Outlet
VX2441	2 1/4"	2 1/4"
VX2541	2 1/2"	2 1/2"
VX3041	3"	3"

OFFSET/OFFSET (4 1/4" x 9 1/2")




P/N	Inlet	Outlet
VX2443	2 1/4"	2 1/4"
VX2543	2 1/2"	2 1/2"
VX3043	3"	3"

CENTER/DUALS (4 1/4" x 9 1/2")



P/N	Inlet	Outlet
VX0402	3"	2 1/2" Duals
VX0422	3"	2 1/4" Duals
VX4422	2 1/4"	2 1/4" Duals
VX5400	2 1/2"	2 1/2" Duals
VX5422	2 1/2"	2 1/4" Duals

HIGH PERFORMANCE MUFFLERS




VX SERIES HIGH PERFORMANCE MUFFLERS



- V-FLOW for deep, aggressive tone
- Better performance

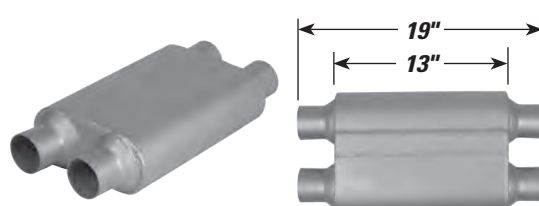
- Increased flow
- 100% Aluminized

DUALS/CENTER (4 1/4" x 9 1/2")




P/N	Inlet	Outlet
VX2552	2 1/2" Duals	2 1/2"

DUALS/DUALS (4 1/4" x 9 1/2")




P/N	Inlet	Outlet
VX4134	2 1/4" Duals	2 1/4" Duals

DUALS/DUALS (4 1/4" x 9 1/2")




P/N	Inlet	Outlet
VX4554	2 1/4" Duals	2 1/4" Duals

TRANSVERSE (4 1/4" x 9 1/2")



P/N	Inlet	Outlet
VX2583	2 1/2"	2 1/2" Duals Trans

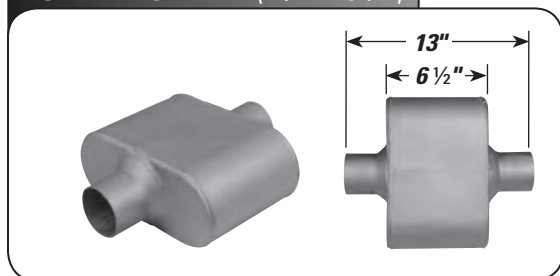
VR SERIES RACE PERFORMANCE MUFFLERS



- V-FLOW for deep, aggressive tone
- Better performance


- Increased flow
- 100% Aluminized

CENTER/CENTER (4 1/4" x 9 1/2")



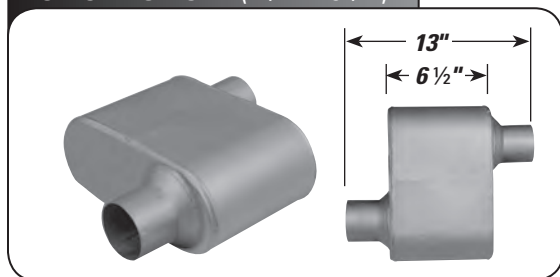
P/N	Inlet	Outlet
VR7426	2 1/2"	2 1/2"
VR7428	3"	3"

CENTER/DUALS (4 1/4" x 9 1/2")



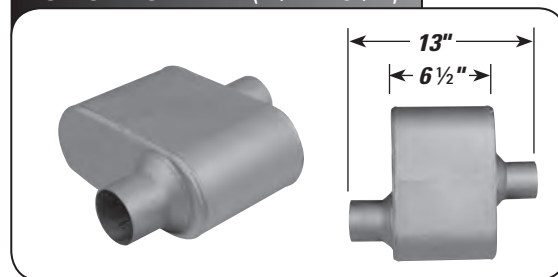
P/N	Inlet	Outlet
VR7425	2 1/2"	2 1/4" Duals
VR7427	3"	2 1/2" Duals

OFFSET/OFFSET (4 1/4" x 9 1/2")



P/N	Inlet	Outlet
VR7429	2 1/4"	2 1/4"
VR7430	2 1/2"	2 1/2"

OFFSET/CENTER (4 1/4" x 9 1/2")




P/N	Inlet	Outlet
VR7431	2 1/4"	2 1/4"
VR7432	2 1/2"	2 1/2"

BIG MAX® PERFORMANCE TURBO


3 1/4" x 7 3/4" SMALL OVAL

OFFSET/CENTER (3 1/4" x 7 3/4")




P/N	INLET	OUTLET
690008	2"	2"

OFFSET/OFFSET (3 1/4" x 7 3/4")




P/N	INLET	OUTLET
690003	2"	2"

OFFSET/CENTER (3 1/4" x 7 3/4")



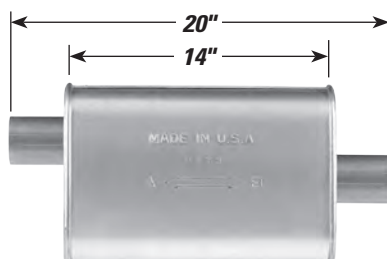
P/N	INLET	OUTLET
6486	2 1/4"	2 1/4"
6487	2 1/2"	2 1/2"

OFFSET/OFFSET (3 1/4" x 7 3/4")




P/N	INLET	OUTLET
6481	2 1/4"	2 1/4"

OFFSET/CENTER (3 1/4" x 7 3/4")



P/N	INLET	OUTLET
6519	2"	2"

OFFSET/OFFSET (3 1/4" x 7 3/4")




P/N	INLET	OUTLET
6495	2"	2"

PERFORMANCE FEATURES

- 100% Aluminized
- Better performance
- AKDDQ expandable necks
- Reduced backpressure
- Increased flow
- Excellent performance sound
- Large inner tubes
- Reversible Designs


4 1/4" x 8 3/4" MEDIUM OVAL

OFFSET/CENTER (4 1/4" x 8 3/4")




P/N	INLET	OUTLET
6490	2 1/4"	2 1/4"

CENTER/CENTER (4 1/4" x 8 3/4")




P/N	INLET	OUTLET
6492	2 1/4"	2 1/4"

OFFSET/OFFSET (4 1/4" x 8 3/4")



P/N	INLET	OUTLET
6497	2"	2"
6498	2 1/4"	2 1/4"
6499	2 1/2"	2 1/2"

OFFSET/CENTER (4 1/4" x 8 3/4")



P/N	INLET	OUTLET
6496	2"	2"
6534	2 1/4"	2 1/4"
6494	2 1/2"	2 1/2"

BIG MAX® PERFORMANCE TURBO

4 1/4" x 8 3/4" MEDIUM OVAL

OFFSET/CENTER (4 1/4" x 8 3/4")



P/N	INLET	OUTLET
6491	2 1/4"	2 1/4"


4 1/16" x 10 1/2" LARGE OVAL

OFFSET/CENTER (4 1/16" x 10 1/2")



P/N	INLET	OUTLET
690501	2"	2"
690500	2 1/4"	2 1/4"
690503	2 1/2"	2 1/2"

OFFSET/CENTER (4 1/16" x 10 1/2")




P/N	INLET	OUTLET
6493	2 1/4"	2 1/4"

PERFORMANCE FEATURES

- 100% Aluminized
- Better performance
- AKDDQ expandable necks
- Reduced backpressure
- Increased flow
- Excellent performance sound
- Large inner tubes
- Reversible Designs

4 1/16" x 10 1/2" LARGE OVAL

OFFSET/CENTER (4 1/16" x 10 1/2")



P/N	INLET	OUTLET
690502	3"	3"

CENTER/DUALS (4 1/16" x 10 1/2")




P/N	INLET	OUTLET
690513	2 1/2"	2 1/4"
690514	2 1/2"	2 1/2"
690510	3"	2 1/4"
690511	3"	2 1/2"

CENTER/DUALS (4 1/16" x 10 1/2")



P/N	INLET	OUTLET
690515	2 1/4"	2 1/4"

DUALS/DUALS (4 1/16" x 10 1/2")



P/N	INLET	OUTLET
690524	2 1/4"	2 1/4"

BIG MAX[®] PERFORMANCE TURBO

4 1/2" x 11" EXTRA LARGE OVAL

CENTER/DUALS (4 1/2" x 11")



P/N	INLET	OUTLET
690512	3"	3"

5 1/2" x 11" EXTRA LARGE OVAL

OFFSET/CENTER (5 1/2" x 11")



P/N	INLET	OUTLET
690533	3"	3"

CHEVROLET/GMC MUFFLERS

1500, 2500, 3500 HeavyDuty 6.0 & 8.1 Litre Gas Engines

PERFORMANCE FEATURES

- All welded construction
- Heavy gauge 100% aluminized steel
- High flow design
- Increased flow
- Better performance
- Excellent performance sound

8 1/2" x 11 3/4"

DUAL OUTLETS FIT OEM TAIL PIPE (8 1/2" x 11 3/4")



INLET



OUTLET

P/N	SHELL	OAL	INLET	OUTLET
2500	24 1/2"	29"	3" ID Duals	3" OD Duals

- Dual Outlets Fit OEM Tailpipe
- Original Equipment Tuning for OE Sound

SINGLE OUTLET PERFORMANCE OPTION (8 1/2" x 11 3/4")



INLET



OUTLET

P/N	SHELL	OAL	INLET	OUTLET
X503	24 1/2"	29"	3" ID Duals	3" ID

- Use with Xlerator Mandrel Bent Tailpipe X6007 or MaxFit Tailpipe 126584
- Performance Sound on Single Outlet 3" Tailpipe

DUAL OUTLET PERFORMANCE OPTION (8 1/2" x 11 3/4")



INLET



OUTLET

P/N	SHELL	OAL	INLET	OUTLET
X504	24 1/2"	30 1/2"	3" ID Duals	2 1/2" ID Duals

- Full Performance Sound when used with Xlerator Mandrel Bent Tailpipe No.'s X6013 (LS) and X6014 (RS) or Use MaxFit Tailpipes 127670 (LS) and 127671 (RS)

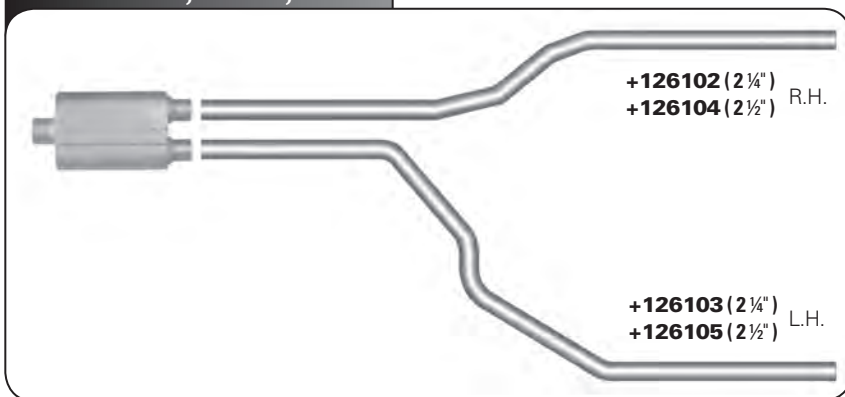
ALL-WELDED PERFORMANCE MUFFLERS



POPULAR OPTIONS FOR DUALING PICKUP TRUCKS

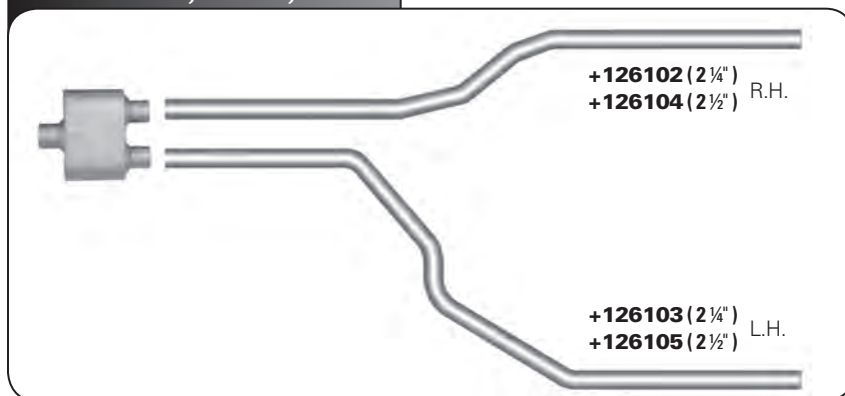
Mandrel Bent Pipes are available.

CHEVY/GMC, DODGE, FORD



P/N	INLET	OUTLET	BRAND
XS1149	2 1/4"	2 1/4" Duals	XLERATOR
XS2157	2 1/2"	2 1/4" Duals	XLERATOR
XS2158	2 1/2"	2 1/2" Duals	XLERATOR
XS2197	3"	2 1/4" Duals	XLERATOR
XS2198	3"	2 1/2" Duals	XLERATOR
VX4422	2 1/4"	2 1/4" Duals	VX
VX5422	2 1/2"	2 1/4" Duals	VX
VX5400	2 1/2"	2 1/2" Duals	VX
VX0422	3"	2 1/4" Duals	VX
VX0402	3"	2 1/2" Duals	VX
690513	2 1/2"	2 1/4" Duals	TURBO
690514	2 1/2"	2 1/2" Duals	TURBO
690510	3"	2 1/4" Duals	TURBO
690511	3"	2 1/2" Duals	TURBO

CHEVY/GMC, DODGE, FORD



P/N	INLET	OUTLET	BRAND
VR7425	2 1/2"	2 1/4" Duals	VR
VR7427	3"	2 1/2" Duals	VR

+Note: For **MANDREL** Bent Pipes use the following:

For 126102 use **X6102** 2 1/4"


For 126103 use **X6103** 2 1/4"

For 126104 use **X6104** 2 1/2"

For 126105 use **X6105** 2 1/2"

UNIVERSAL ALL WELDED ALUMINIZED HEAVY DUTY TRUCK MUFFLERS


- 100% Aluminized
- All Welded Construction
- Light Truck & Medium Duty Truck Applications



P/N	DIAMETER	SHELL LENGTH	OVERALL LENGTH	INLET/OUTLET	NECKS
4267	7" Round	26"	32"	Center/Center	2 ¼"
4268	7" Round	26"	32"	Center/Center	2 ½"
4269	7" Round	26"	32"	Center/Center	3"
4270	7" Round	26"	32"	Center/Center	3 ½"
4271	7" Round	26"	32"	Offset/Offset	2 ¼"
4272	7" Round	26"	32"	Offset/Offset	2 ½"
4273	7" Round	26"	32"	Offset/Offset	3"
4274	7" Round	26"	32"	Offset/Offset	3 ½"



P/N	DIAMETER	SHELL LENGTH	OVERALL LENGTH	INLET LENGTH	INLET/OUTLET	NECKS
4290	4" Round	18"	21"	6"	Side/Offset	1 ½"



Disturbing the Peace Since 1968®

PERFORMANCE EXHAUST

www.CHERRY BOMB.com



- Patented flow divider design with high temp fiberglass
- 100% welded construction
- High temp grey finish
- Reversible design for maximum installation flexibility
- Standard body size
- Recommended for car, truck and SUV applications

NO CRUISING DRONE



4 1/4" x 10 1/4" OVAL 14" BODY 20 1/2" OVERALL

OFFSET/OFFSET



CENTER/OFFSET



All Vortex Mufflers are Reversible Except for Cross-Flow
All neck sizes are inside diameter unless otherwise noted.



4 1/4" x 10 1/4" OVAL 16" BODY 22 1/2" OVERALL

CENTER/DUAL



4 1/4" x 10 1/4" OVAL 17" BODY 23 1/2" OVERALL

DUAL/DUAL


Can Be Used As an X-Pipe



CROSS-FLOW



All Vortex Mufflers are Reversible Except for Cross-Flow
All neck sizes are inside diameter unless otherwise noted.







← HIGH FREQUENCY SOUND
← EXHAUST FLOW

- Straight-thru design
- 100% welded construction
- Cherry Bomb Red powder coat
- Reversible design for maximum installation flexibility
- Compact round body size
- The original glasspack since 1968

THE ORIGINAL



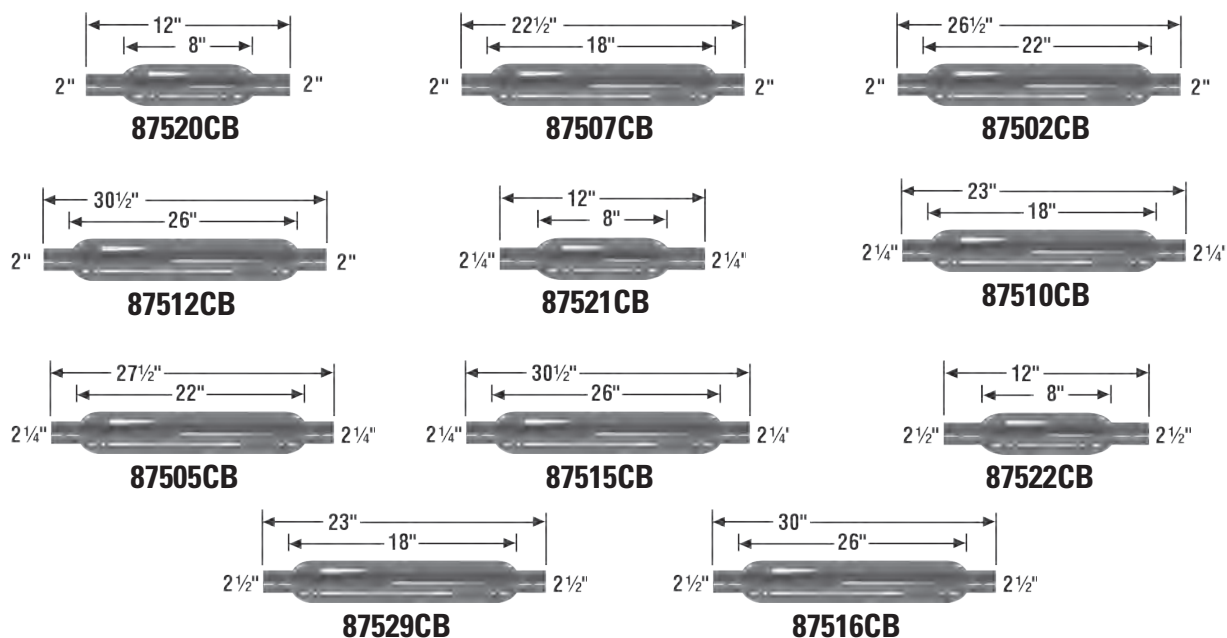
3½" BODY Angled Necks




Full Offset - (Used for OFFSET / OFFSET Applications)
Medium Offset - (Used for OFFSET / CENTER Applications)
All neck sizes are inside diameter unless otherwise noted.



3½" BODY Straight Necks




4" BODY Straight Necks



All neck sizes are inside diameter unless otherwise noted.



5" BODY Straight Necks



87527CB




87528CB



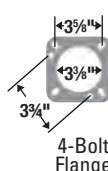
3 1/2" BODY Header Mufflers - Gasket Included




3-Bolt
Flange



87556CB



4-Bolt
Flange

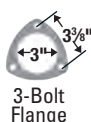


87551CB

Fits 3 & 4 bolt header flanges



4" BODY Header Muffler - Gasket Included




3-Bolt
Flange



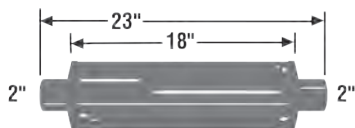
87553CB

SIDE PIPE


All neck sizes are inside diameter unless otherwise noted.



4" DIA. Traditional Hot Rod Muffler

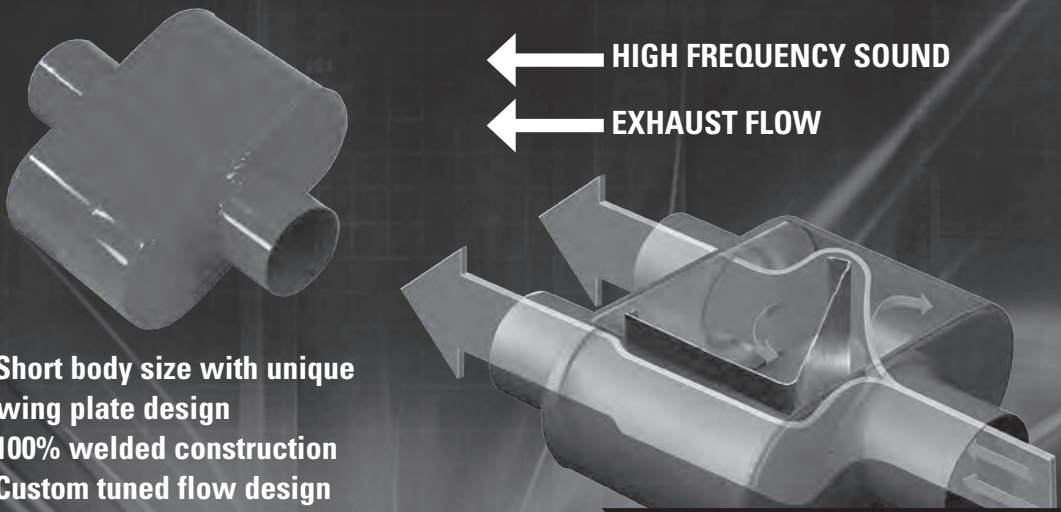


87886CB



87885CB

All neck sizes are inside diameter unless otherwise noted.



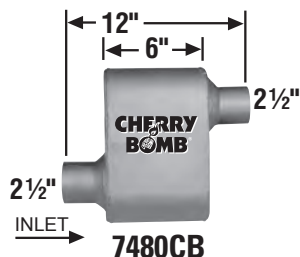
- Short body size with unique wing plate design
- 100% welded construction
- Custom tuned flow design
- Cherry Bomb Red powder coat
- Recommended for aggressive sound

EXTREME PERFORMANCE

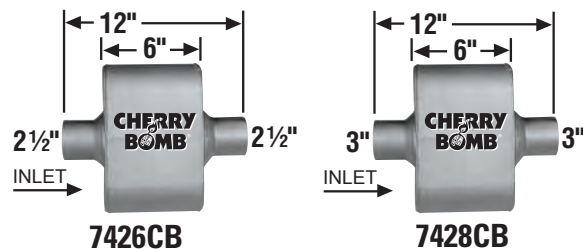


4" x 9³/₄" OVAL 6" BODY 12" OVERALL

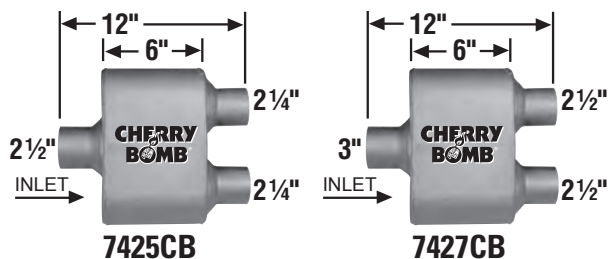
OFFSET/OFFSET



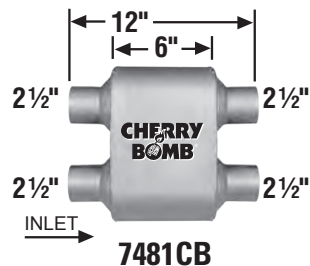
CENTER/CENTER



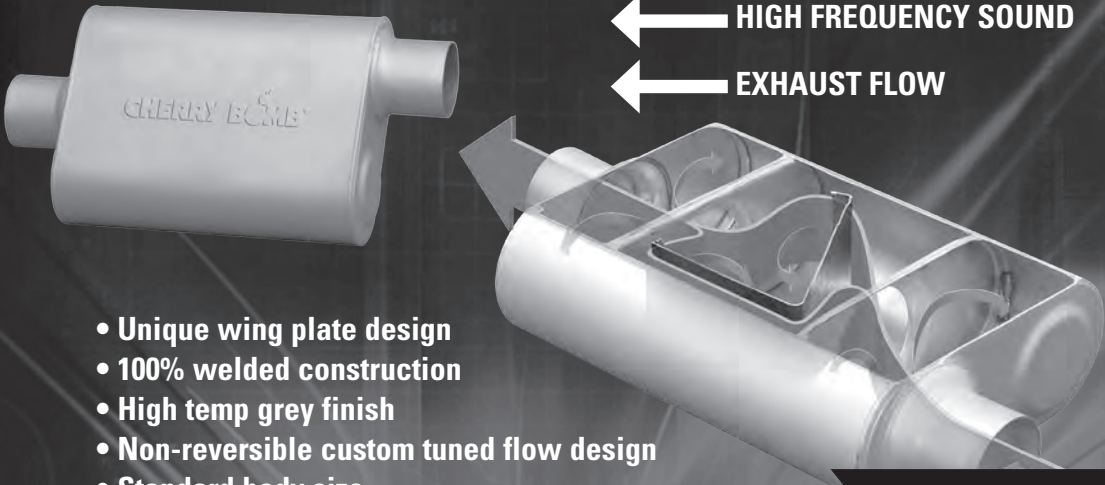
CENTER/DUAL



DUAL/DUAL



All Extreme Mufflers are Directional Flow Design.
All neck sizes are inside diameter unless otherwise noted.



← HIGH FREQUENCY SOUND
← EXHAUST FLOW

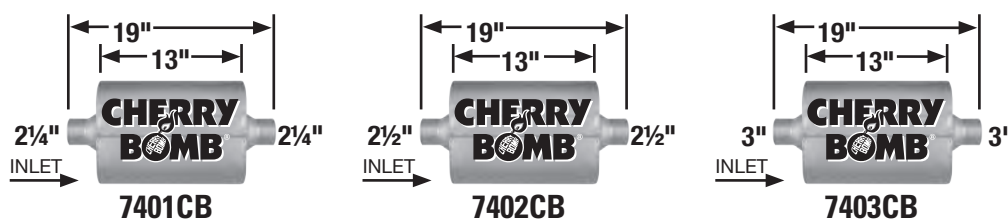
- Unique wing plate design
- 100% welded construction
- High temp grey finish
- Non-reversible custom tuned flow design
- Standard body size
- Recommended for car and truck applications

AGGRESSIVE SOUND

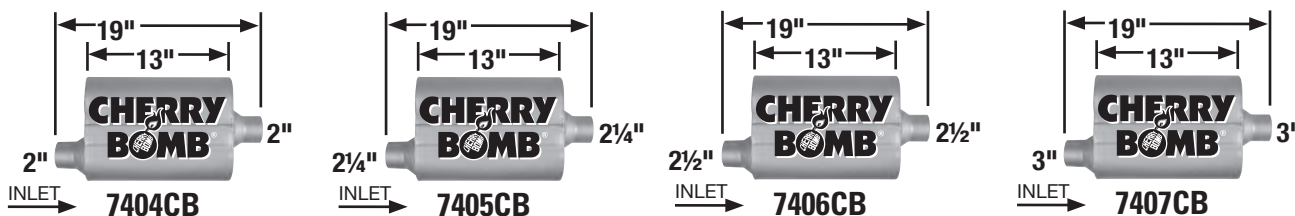


4" x 9³/₄" OVAL 13" BODY 19" OVERALL

CENTER/CENTER



OFFSET/CENTER

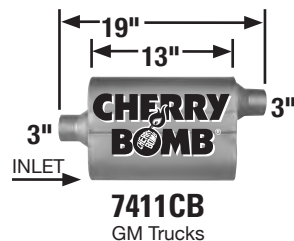
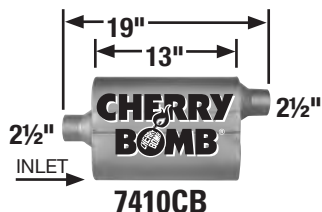
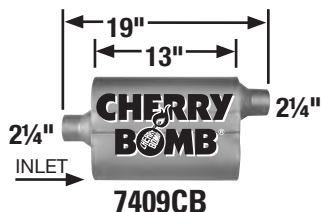


All Pro Mufflers are Directional Flow Design.
All neck sizes are inside diameter unless otherwise noted.

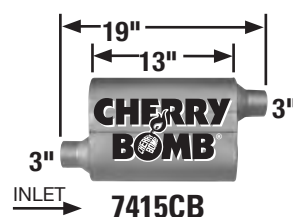
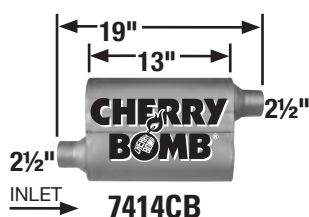
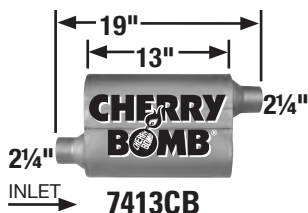


4" x 9³/₄" OVAL 13" BODY 19" OVERALL

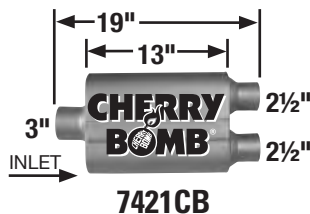
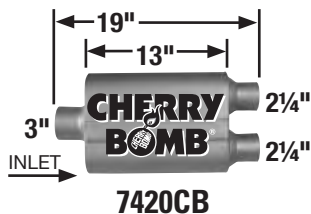
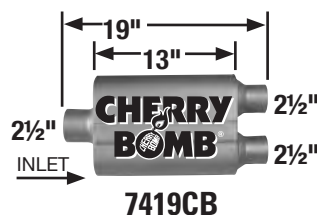
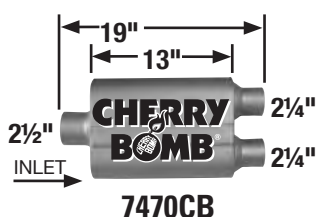
CENTER/OFFSET



OFFSET/OFFSET



CENTER/DUAL

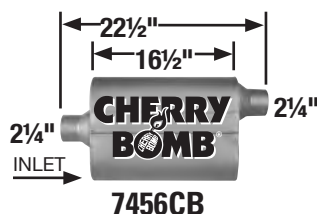


All Pro Mufflers are Directional Flow Design.
All neck sizes are inside diameter unless otherwise noted.

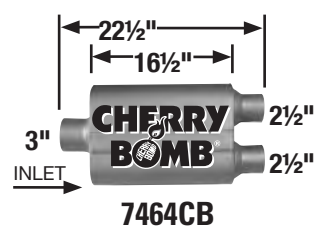
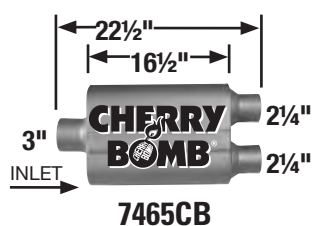


4" x 9³/₄" OVAL 16¹/₂" BODY 22¹/₂" OVERALL

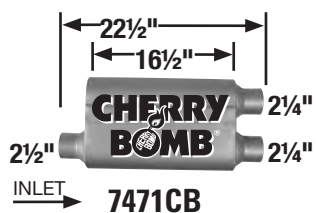
CENTER/OFFSET



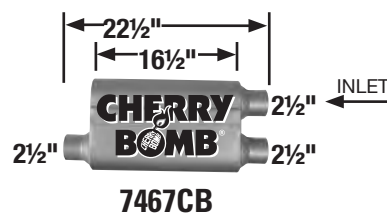
CENTER/DUAL



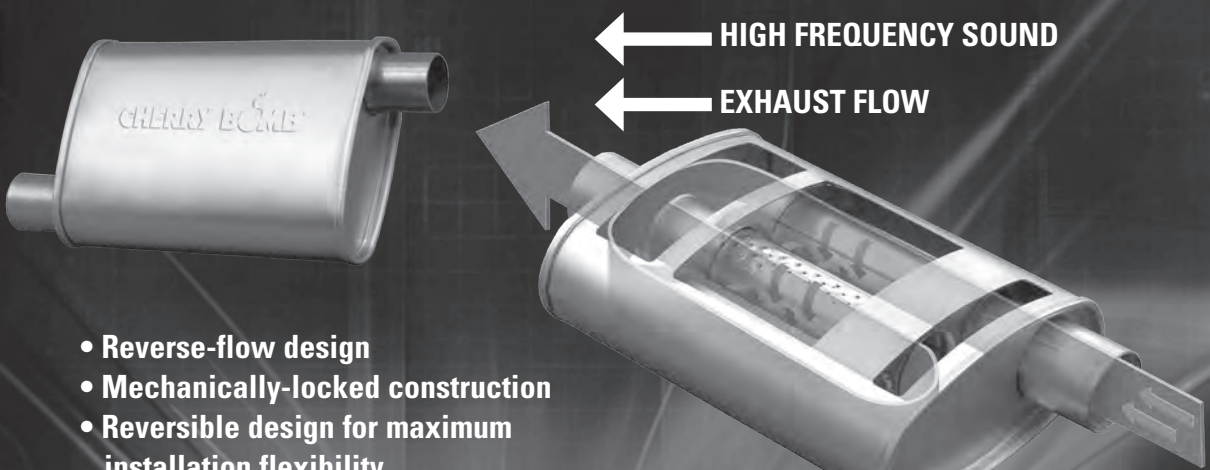
OFFSET/DUAL



CROSS-FLOW



All Pro Mufflers are Directional Flow Design.
All neck sizes are inside diameter unless otherwise noted.



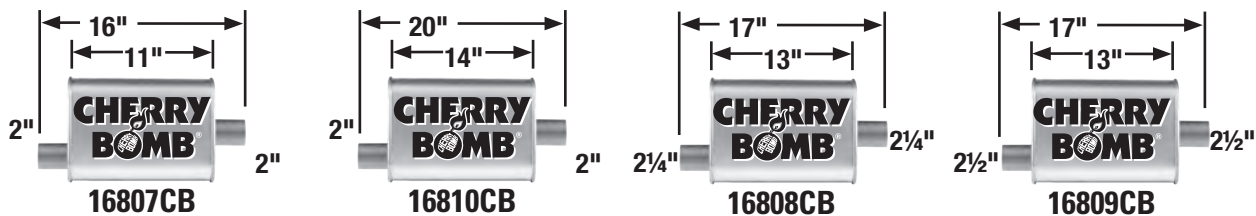
- Reverse-flow design
- Mechanically-locked construction
- Reversible design for maximum installation flexibility
- Standard and small body size
- Recommended for car and truck applications

CLASSIC TURBO

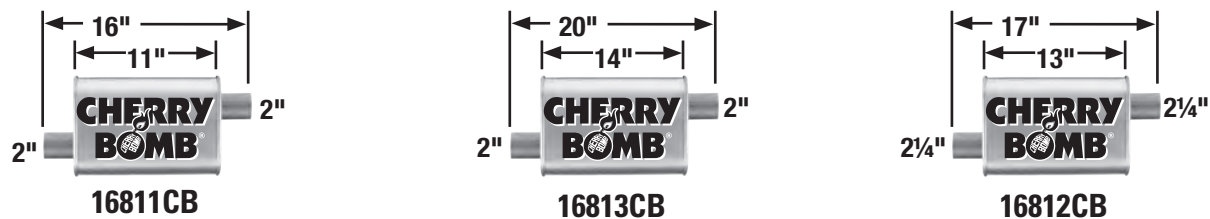


3 1/4" x 7 3/4" OVAL

OFFSET/CENTER



OFFSET/OFFSET

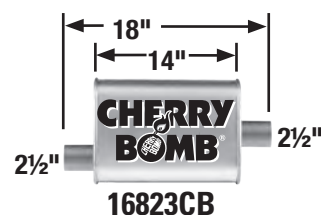
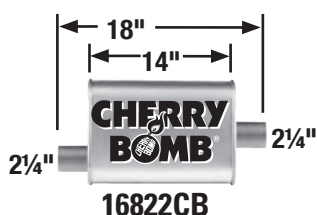
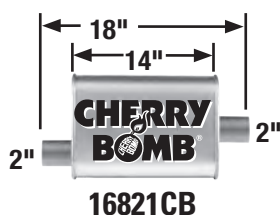


All Turbo Mufflers are Reversible.
Turbo Mufflers are Double Wrapped.
All neck sizes are inside diameter unless otherwise noted.


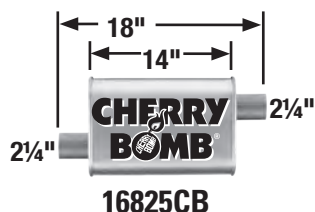
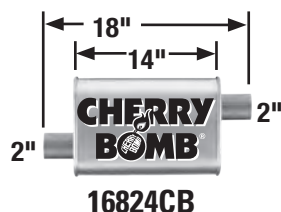


4 1/4" x 8 3/4" OVAL

OFFSET/CENTER


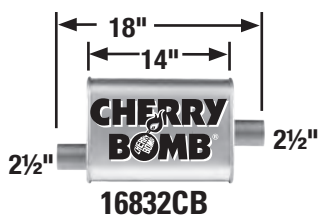
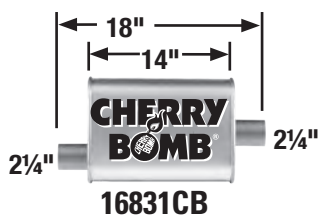


OFFSET/OFFSET

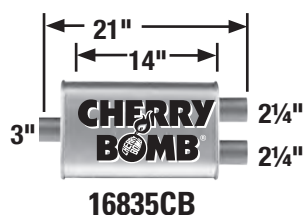
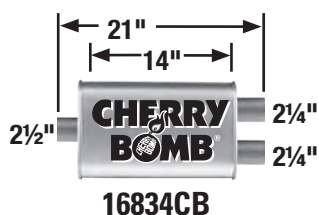


4 1/16" x 10 1/2" OVAL


OFFSET/CENTER



CENTER/DUAL



DUAL/DUAL



All Turbo Mufflers are Reversible.
Turbo Mufflers are Double Wrapped.
All neck sizes are inside diameter unless otherwise noted.



RACE MUFFLERS



- Lightweight construction
- Unique bellow design with integrated internal ring

P/N	INLET DIA. I.D.	OUTLET DIA. I.D.	OVERALL LENGTH	WEIGHT
87989CB	3"	3"	9"	2 ½ lbs.
87988CB	3 ½"	3 ½"	9"	2 ½ lbs.
87987CB	4"	4"	9"	2 ½ lbs.



X - Pipes



- Mandrel Bent
- Aluminized Steel
- Available in 3 Sizes

Universal X-Flow pipes increase horsepower and reduce noise levels. They work like an H-pipe balance tube, but give your vehicle better performance by increasing exhaust scavenging and balancing the exhaust pulses.

P/N	DIAMETER O.D.	WIDTH	LENGTH
429834CB	2 ¼"	8 ½"	18"
429835CB	2 ½"	8 ½"	18"
429836CB	3"	8 ½"	18"



UNIVERSAL Y-CONNECTORS



429825CB
429826CB
429820CB



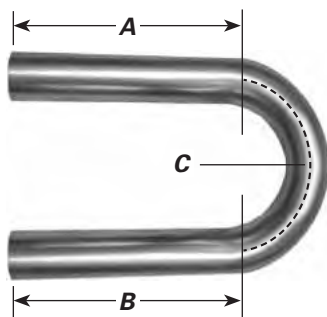
429819CB

- Aluminized Steel
- Available in 2 styles

P/N	OVERALL LENGTH	INLET DIAMETER	OUTLET DIAMETER	OUTLET CENTER TO CENTER DISTANCE
429825CB	13 ¼"	3" I.D.	Dual 2 ¼" O.D.	5 ½"
429826CB	13 ¼"	3" I.D.	Dual 2 ½" O.D.	6"
429820CB	12"	3 7/8" O.D.	Dual 1 7/8" O.D.	2 ½"
429819CB	12"	2 ¼" O.D.	Dual 2 ¼" O.D.	- - -



180° MANDREL U-BENDS



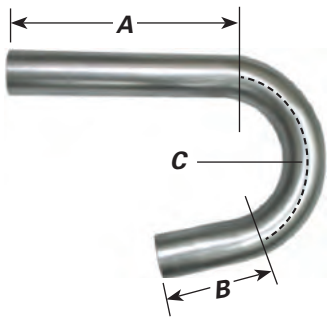
- Aluminized or Stainless Steel
- Mandrel Bent

Aluminized

P/N	INLET DIA. O.D.	OUTLET DIA. O.D.	LEG LENGTH (A)	LEG LENGTH (B)	CENTERLINE RADIUS (C)
320463CB	2"	2"	9"	9"	3 ½"
320464CB	2 ¼"	2 ¼"	8"	8"	4 ½"
320466CB	2 ½"	2 ½"	9"	9"	3 ½"
320465CB	2 ½"	2 ½"	8"	8"	4 ½"
320467CB	3"	3"	8"	8"	5 ½"



170° MANDREL ELBOWS

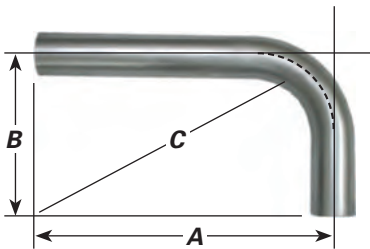


- Aluminized Steel
- Mandrel Bent

P/N	INLET DIA. O.D.	OUTLET DIA. O.D.	LEG LENGTH (A)	LEG LENGTH (B)	CENTERLINE RADIUS (C)
320474CB	2 ½"	2 ½"	14"	5"	4 ½"
320475CB	3"	3"	14"	5"	5"



90° MANDREL ELBOWS

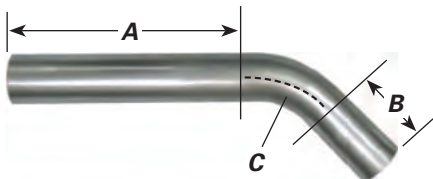


- Aluminized Steel
- Mandrel Bent

P/N	INLET DIAMETER	OUTLET DIAMETER	LEG LENGTH (A)	LEG LENGTH (B)	CENTERLINE RADIUS (C)
320441CB	2 ¼" O.D.	2 ¼" O.D.	14"	5"	4"
320442CB	2 ½" O.D.	2 ½" O.D.	14"	5"	4 ½"
320443CB	3" O.D.	3" O.D.	7"	7"	3 ½"
320444CB	3" O.D.	3" O.D.	14"	5"	5"
320445CB	3" O.D.	3" O.D.	7"	7"	5 ½"
320446CB	3 ½" O.D.	3 ½" O.D.	7"	7"	4"
320447CB	3 ½" I.D.	3 ½" I.D.	7"	7"	6"
320448CB	4" I.D.	4" I.D.	7"	7"	4 ½"
320449CB	4" I.D.	4" I.D.	7"	7"	6"
320450CB	4" I.D.	4" I.D.	7"	7"	8"
320451CB	5" I.D.	5" I.D.	7"	7"	6"



45° MANDREL ELBOWS

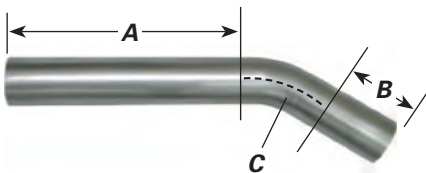


- Aluminized Steel
- Mandrel Bent

P/N	INLET DIAMETER	OUTLET DIAMETER	LEG LENGTH (A)	LEG LENGTH (B)	CENTERLINE RADIUS (C)
320452CB	2 ¼" O.D.	2 ¼" O.D.	14"	5"	4"
320453CB	2 ½" O.D.	2 ½" O.D.	14"	5"	4 ½"
320454CB	3" I.D.	3" I.D.	7"	7"	3 ½"
320455CB	3" O.D.	3" O.D.	14"	5"	5"
320456CB	3" I.D.	3" I.D.	7"	7"	5 ½"
320457CB	3 ½" I.D.	3 ½" O.D.	7"	7"	4"
320458CB	3 ½" I.D.	3 ½" I.D.	7"	7"	6"
320459CB	4" I.D.	4" I.D.	7"	7"	4 ½"
320460CB	4" I.D.	4" I.D.	7"	7"	6"
320461CB	4" I.D.	4" I.D.	7"	7"	8"



30° MANDREL ELBOWS



- Aluminized Steel
- Mandrel Bent

P/N	INLET DIA. O.D.	OUTLET DIA. O.D.	LEG LENGTH (A)	LEG LENGTH (B)	CENTERLINE RADIUS (C)
320462CB	3"	3"	14"	5"	5"

CHROME TIPS

FOREIGN CAR TIPS



P/N	INLET SIZE	OVERALL SIZE
XFC112	1 ½" I.D.	6" x 1 ¾"
XFC134	1 ¾" I.D.	6" x 2"
XFC200	2" I.D.	6" x 2 ¼"

CHEVELLE TIPS



P/N	INLET SIZE	OVERALL SIZE
XWS200	2" I.D.	1 ¾" x 3"
XWT200	2" I.D.	1 ¾" x 3 ¾"
XWT212	2 ½" I.D.	1 ¾" x 3 ¾"
XBT200	2" I.D.	2" x 3"
XST200	2" I.D.	2 ¾" x 2 7/8"
XWT214	2 ¼" I.D.	1 ¾" x 3 ¾"
XCT410	2 ½" I.D.	1 ¾" x 4"

INSIDE ROLL PENCIL TIPS



P/N	INLET SIZE	OVERALL SIZE
XRPT134	1 ¾" I.D.	8" x 2 ½"
XRPT200	2" I.D.	9" x 2 ¼"
XRPT214	2 ¼" I.D.	9" x 2 ½"
XRPT212	2 ½" I.D.	9" x 2 ¾"
XRPT3006	2" I.D.	6" x 3"
XRPT3506	2 ¼" I.D.	6" x 3 ½"
XRPT4006	2 ½" I.D.	6" x 4"
XRPT4012	2 ½" I.D.	12" x 4"
XRPT4018	2 ½" I.D.	18" x 4"
XRPT5012	2 ½" I.D.	12" x 5"
XRPT5018	2 ½" I.D.	18" x 5"
XRPT3512	2 ¼" I.D.	12" x 3 ½"
XRPT35123	3" I.D.	12" x 3 ½"
XRPT4012312	3 ½" I.D.	12" x 4"

DUAL TRANS AM TIPS



P/N	INLET SIZE	OVERALL SIZE
XDT214	2 ¼" I.D.	12" x 2 ½"

CHROME TIPS

DUAL PENCIL TIPS



P/N	INLET SIZE	OVERALL SIZE
XDP200	2" I.D.	11" x 5 ½" (outlet 2 ¼")

DUAL ANGLE CUT TIPS



P/N	INLET SIZE	OVERALL SIZE
XDA200	2" I.D.	11" x 5 ½" (outlet 2 ¼")

INSIDE ROLL ANGLE CUT TIPS



P/N	INLET SIZE	OVERALL SIZE
XRAC312	2" I.D.	12" x 3"
XRAC316	2" I.D.	16" x 3"
XRAC324	2" I.D.	24" x 3"
XRAC31212	2 ¼" I.D.	12" x 3 ½"
XRAC312123	3" I.D.	12" x 3 ½"
XRAC31216	2 ¼" I.D.	16" x 3 ½"
XRAC31218	2 ¼" I.D.	18" x 3 ½"
XRAC31222	2 ¼" I.D.	22" x 3 ½"
XRAC412	2 ½" I.D.	12" x 4"
XRAC418	2 ½" I.D.	18" x 4"
XRAC422	2 ½" I.D.	22" x 4"

TURN DOWN TIPS



P/N	INLET SIZE	OVERALL SIZE
XTD112	1 ½" I.D.	8" x 1 ¾"
XTD134	1 ¾" I.D.	8" x 2"
XTD200	2" I.D.	9" x 2 ¼"
XTD214	2 ¼" I.D.	11" x 2 ½"
XTD212	2 ½" I.D.	13" x 2 ½"

PENCIL TIPS



P/N	INLET SIZE	OVERALL SIZE
XPT112	1 ½" I.D.	8" x 1 ¾"
XPT134	1 ¾" I.D.	8" x 2"
XPT200	2" I.D.	9" x 2 ¼"
XPT214	2 ¼" I.D.	9" x 2 ½"
XPT212	2 ½" I.D.	9" x 2 ¾"
XPT312	2" I.D.	12" x 3"
XPT3123	3" I.D.	12" x 3"
XPT316	2" I.D.	16" x 3"
XPT3203	3" I.D.	20" x 3"
XPT324	2" I.D.	24" x 3"
XPT31212	2 ¼" I.D.	12" x 3 ½"
XPT312123	3" I.D.	12" x 3 ½"
XPT31218	2 ¼" I.D.	18" x 3 ½"
XPT31220	2 ¼" I.D.	20" x 3 ½"
XPT312203	3" I.D.	20" x 3 ½"
XPT4124	4" I.D.	12" x 4"
XPT416	2 ½" I.D.	16" x 4"
XPT4184	4" I.D.	18" x 4"

CHROME TIPS

ANGLE CUT TIPS



P/N	INLET SIZE	OVERALL SIZE
XAC112	1 ½" I.D.	8" x 1 ¾"
XAC134	1 ¾" I.D.	8" x 2"
XAC200	2" I.D.	9" x 2 ¼"
XAC214	2 ¼" I.D.	9" x 2 ½"
XAC212	2 ½" I.D.	9" x 2 ¾"
XAC312	2" I.D.	12" x 3"
XAC312214	2 ¼" I.D.	12" x 3"
XAC316	2" I.D.	16" x 3"
XAC316214	2 ¼" I.D.	16" x 3"
XAC3163	3" I.D.	16" x 3"
XAC322	2" I.D.	22" x 3"
XAC3223	3" I.D.	22" x 3"
XAC324	2" I.D.	24" x 3"
XAC324214	2 ¼" I.D.	24" x 3"
XAC31212	2 ¼" I.D.	12" x 3 ½"
XAC31216	2 ¼" I.D.	16" x 3 ½"
XAC312163	3" I.D.	16" x 3 ½"
XAC31218	2 ¼" I.D.	18" x 3 ½"
XAC31222	2 ¼" I.D.	22" x 3 ½"
XAC3122212	2 ½" I.D.	22" x 3 ½"
XAC312223	3" I.D.	22" x 3 ½"
XAC412	2 ½" I.D.	12" x 4"
XAC412312	3 ½" I.D.	12" x 4"
XAC4124	4" I.D.	12" x 4"
XAC416312	3 ½" I.D.	16" x 4"
XAC418	2 ½" I.D.	18" x 4"
XAC4183	3" I.D.	18" x 4"
XAC4184	4" I.D.	18" x 4"
XAC422	2 ½" I.D.	22" x 4"
XAC4223	3" I.D.	22" x 4"
XAC424	2 ½" I.D.	24" x 4"
XAC5124	4" I.D.	12" x 5"
XAC518	2 ½" I.D.	18" x 5"
XAC5184	4" I.D.	18" x 5"
XAC524	2 ½" I.D.	24" x 5"
XAC6184	4" I.D.	18" x 6"

SPECIALTY TURN DOWN TIP - BOLT ON



P/N	INLET SIZE	LENGTH
9818	1 7/8" I.D.	11"

SPECIALTY CHROME TIPS - BOLT ON



P/N	INLET SIZE	LENGTH
9821	1 ½" I.D.	5 ¼"
9822	1 ¾" I.D.	5 ¼"
9817	1 7/8" I.D.	3 ¾"
9820	2" I.D.	5 ¼"
9819	2 ¼" I.D.	5 ¼"

STAINLESS TIPS

SPECIALTY TIPS



1



2



3



4



5



6



7

P/N	INLET SIZE	OVERALL SIZE	TYPE
XSCAM214	2 ¼" I.D.	7 25/32" x 2" - OAL 10"	1
XSCAM212	2 ½" I.D.	7 ¾" x 2" - OAL 10"	1
XSSDW4128	2 ¼" I.D.	9" x 4 ½"	2
XSDW3002	2" I.D.	6 ¼" x 3"	3
XSDW41210	2 ¼" I.D.	3 ¼" x 3 ¾" - OAL 7"	4
XSRPT3507	2 ¼" I.D.	7" x 3 ½"	4
XSOR512	2 ½" I.D.	5 ¼" x 3 ¼" - OAL 7 ½"	5
XSMS625L	2 ¼" I.D.	6 ¼" x 3 ¾" - OAL 12"	6
XSMS625R	2 ¼" I.D.	6 ¼" x 3 ¾" - OAL 12"	6
XSRS600	2 ¼" I.D.	6" Oval - OAL 9"	7

PENCIL TIPS



P/N	INLET SIZE	OVERALL SIZE
XSRPT200	2" I.D.	9" x 2 ¼"
XSRPT214	2 ¼" I.D.	9" x 2 ½"
XSRPT212	2 ½" I.D.	9" x 2 ¾"

CHEVY BOWTIE TIPS



P/N	INLET SIZE	OVERALL SIZE
XSCB214	2 ¼" I.D.	9" x 4 ¾"
XSCB212	2 ½" I.D.	9" x 4 ¾"
XSCB300	3" I.D.	9" x 4 ¾"

INSIDE ROLL ANGLE CUT TIPS



P/N	INLET SIZE	OVERALL SIZE
XSRAC316	2 ¼" I.D.	16" x 3"
XSRAC31212	2 ¼" I.D.	12" X 3 ½"
XSRAC31216	2 ¼" I.D.	16" x 3 ½"
XSRAC31218	2 ¼" I.D.	18" x 3 ½"
XSRAC31222	2 ½" I.D.	22" x 3 ½"
XSRAC418	2 ½" I.D.	18" x 4"
XSBAC40124	4" Bolt On	12" x 4"
XSBAC50124	4" Bolt On	12" x 5"
XSBAC50125	5" Bolt On	12" x 5"
XSBAC50184	4" Bolt On	18" x 5"
XSBAC50185	5" Bolt On	18" x 5"

STAINLESS TIPS

ANGLE CUT TIPS



P/N	INLET SIZE	OVERALL SIZE
XSAC200	2" I.D.	9" x 2 1/4"
XSAC214	2 1/4" I.D.	9" x 2 1/2"
XSAC212	2 1/2" I.D.	9" x 2 3/4"
XSAC312214	2 1/4" I.D.	12" x 3"
XSAC316	2" I.D.	16" x 3"
XSAC316214	2 1/4" I.D.	16" x 3"
XSAC318	2 1/4" I.D.	18" x 3"
XSAC318212	2 1/2" I.D.	18" x 3"
XSAC324	2 1/2" I.D.	24" x 3"
XSAC31212	2 1/4" I.D.	12" x 3 1/2"
XSAC31216	2 1/4" I.D.	16" x 3 1/2"
XSAC31218	2 1/4" I.D.	18" x 3 1/2"
XSAC31218212	2 1/2" I.D.	18" x 3 1/2"
XSAC31222	2 1/4" I.D.	22" x 3 1/2"
XSAC3122212	2 1/2" I.D.	22" x 3 1/2"
XSAC412	2 1/2" I.D.	12" x 4"
XSAC418	2 1/2" I.D.	18" x 4"
XSAC422214	2 1/4" I.D.	22" x 4"

INSIDE ROLL STRAIGHT CUT TIPS



P/N	INLET SIZE	OVERALL SIZE
XSBRPT50124	4" Bolt On	12" x 5"
XSBRPT50125	5" Bolt On	12" X 5"

TURN DOWN TIPS



P/N	INLET SIZE	OVERALL SIZE
XSTD300	3" I.D.	16" x 3"
XSTD312	3 1/2" I.D.	16" X 3 1/2"
XSTD400	4" I.D.	18" x 4"

HONDA/ACURA TIP - TAP ON



P/N	INLET SIZE	OVERALL SIZE
9816	For 1 1/2" Pipe	5 1/2" x 1 1/2"

O.E. FLARED DIFFUSER TIP



Freightliner O.E. #04-24971-000
Thomas O.E. #135779

P/N	DIA	LGTH.
24011	4" ID	14 1/2"

STAINLESS STEEL DIFFUSER TIP



P/N	INLET DIA	LGTH.
TK6014DIF	4" ID Outlet 6" OD	14 1/2"

STAINLESS TIPS

TOYOTA / LEXUS TIP



P/N	INLET SIZE	OVERALL SIZE	LENGTH
9850	w/ Mounting Saddle for 2" Pipe	2 ¾" x 3 7/16"	5 1/16"

BOLT-ON / CLAMP-ON TIPS



ST1255S



ST1254S



ST1257S



ST1253S



ST1256S

P/N	INLET SIZE	OVERALL SIZE
ST1255S	2 ¼" I.D.	2" x 2 ¼"
ST1253S	2 ¼" I.D.	5 ½" x 3"
ST1257S	2 ¼" I.D.	7" x 3 ½"
ST1254S	2 ½" I.D.	7" x 3 ½"
ST1256S	2 ½" I.D.	10" x 3"

SPOUTS

TAIL SPOUTS

Recommended for passenger cars and trucks not equipped with a tail pipe. Can also be used with tractor mufflers to deflect exhaust gases away from the operator. For horizontal or vertical mounting.



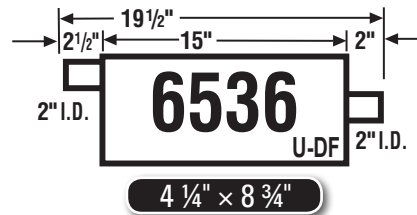
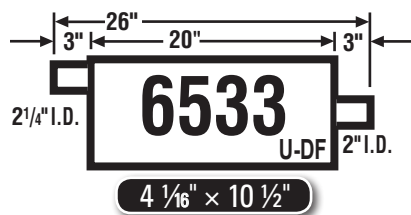
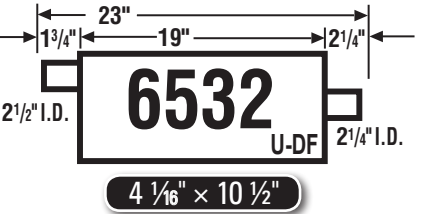
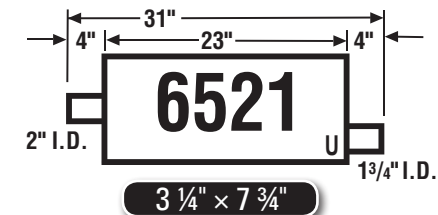
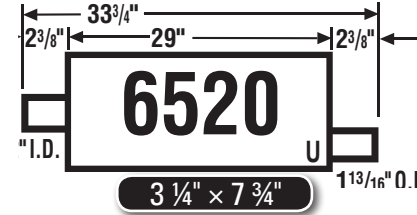
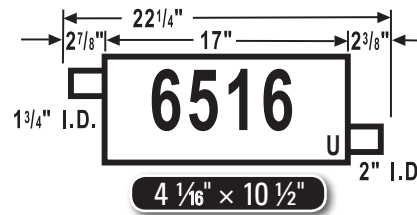

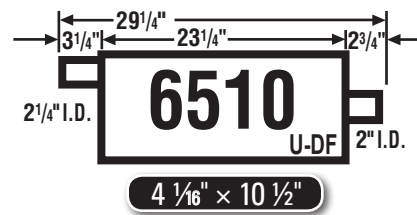
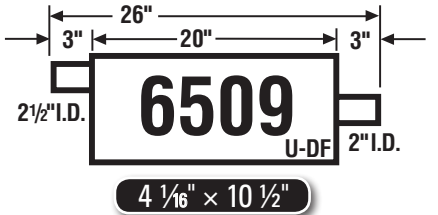
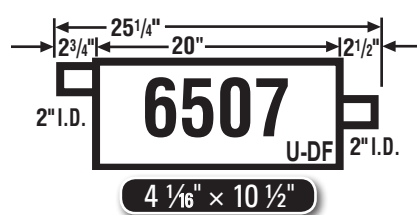
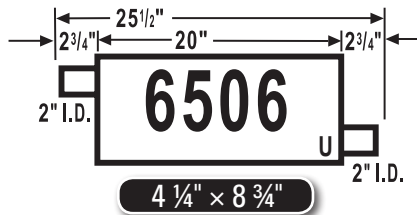
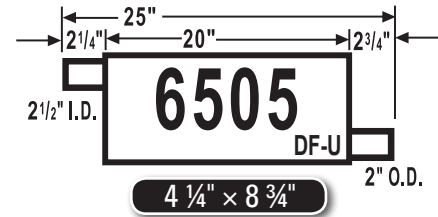
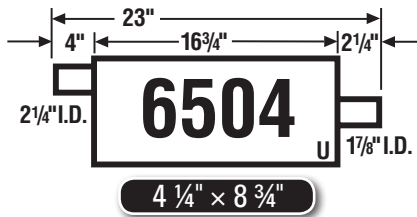
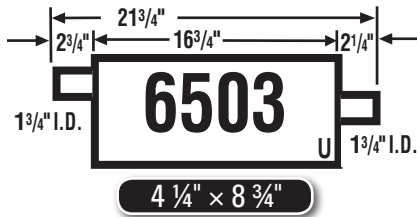
STYLE A



STYLE B

P/N ALUMINIZED STYLE A (OD)	P/N CHROME STYLE A (OD)	P/N ALUMINIZED STYLE B (ID)	P/N CHROME STYLE B (ID)	DIAMETER	LENGTH
10921	—	—	—	2"	8" NAT
20824	—	—	—	2"	15" NAT
14342	—	—	—	2 ¼"	12"
14343	—	—	—	2 ½"	10"
14634	—	—	—	2 ¾"	12"
24344	—	14618	814621	3"	12"
—	—	—	824000	3"	18"
24345	—	14619	814622	3 ½"	12"
—	—	24938	824001	3 ½"	18"
24346	—	14620	814620	4"	12"
24717	824720	24713	824718	4"	18"
24718	824723	24714	824717	5"	18"
24347	—	24672	824673	5"	20"
—	—	24696	—	6"	20"

NAT = No Angle Trim (outlet)




NOTE: Black area denotes welded head bracket.

DF-U - Denotes muffler used primarily as Direct Fit, but is also Universal.
U-DF - Denotes muffler used primarily as Universal, but is also Direct Fit.

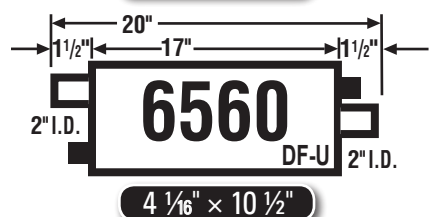
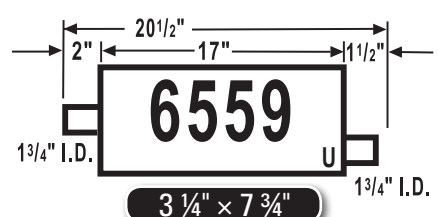
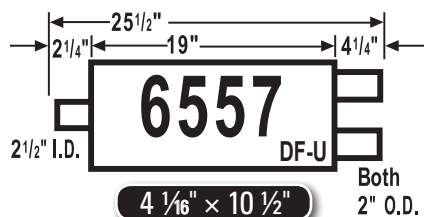
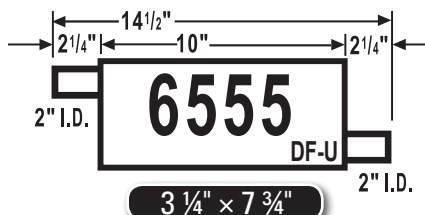
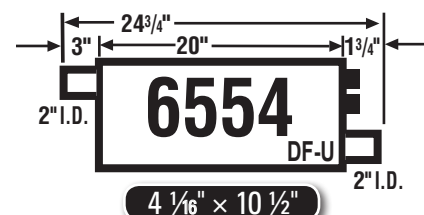
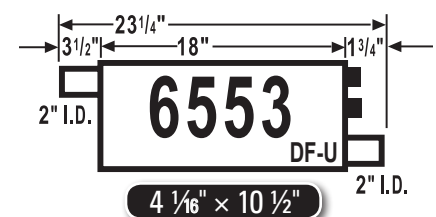
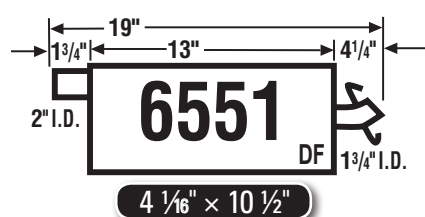
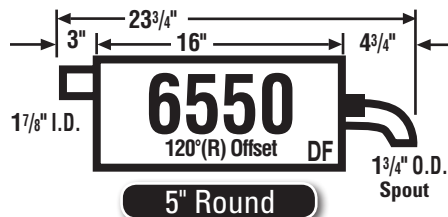
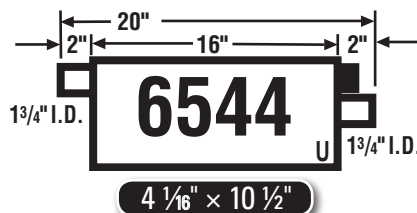
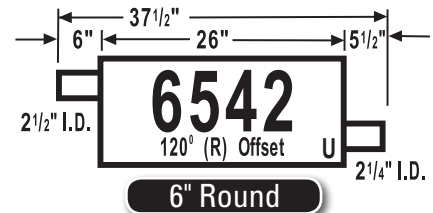

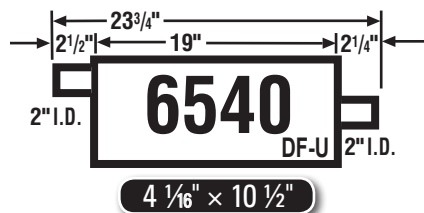
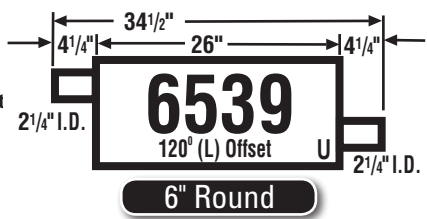
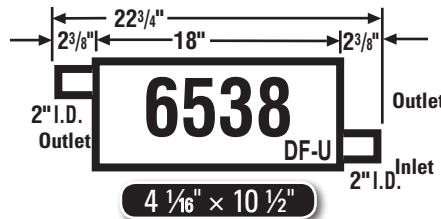
DF - Direct Fit Muffler
U - Universal Muffler
HS - Denotes Heat Shield is on muffler.

MUFFLER SPECIFICATIONS BY PART NUMBER

MSL MAXIMUM



TRANSVERSE



NOTE: Black area denotes welded head bracket.

DF-U - Denotes muffler used primarily as Direct Fit, but is also Universal.


U-DF - Denotes muffler used primarily as Universal, but is also Direct Fit.

DF - Direct Fit Muffler

U - Universal Muffler

HS - Denotes Heat Shield is on muffler.

GENERAL INFO



NOTE: Black area denotes welded head bracket.

DF-U - Denotes muffler used primarily as Direct Fit, but is also Universal.

U-DF - Denotes muffler used primarily as Universal, but is also Direct Fit.

DF - Direct Fit Muffler

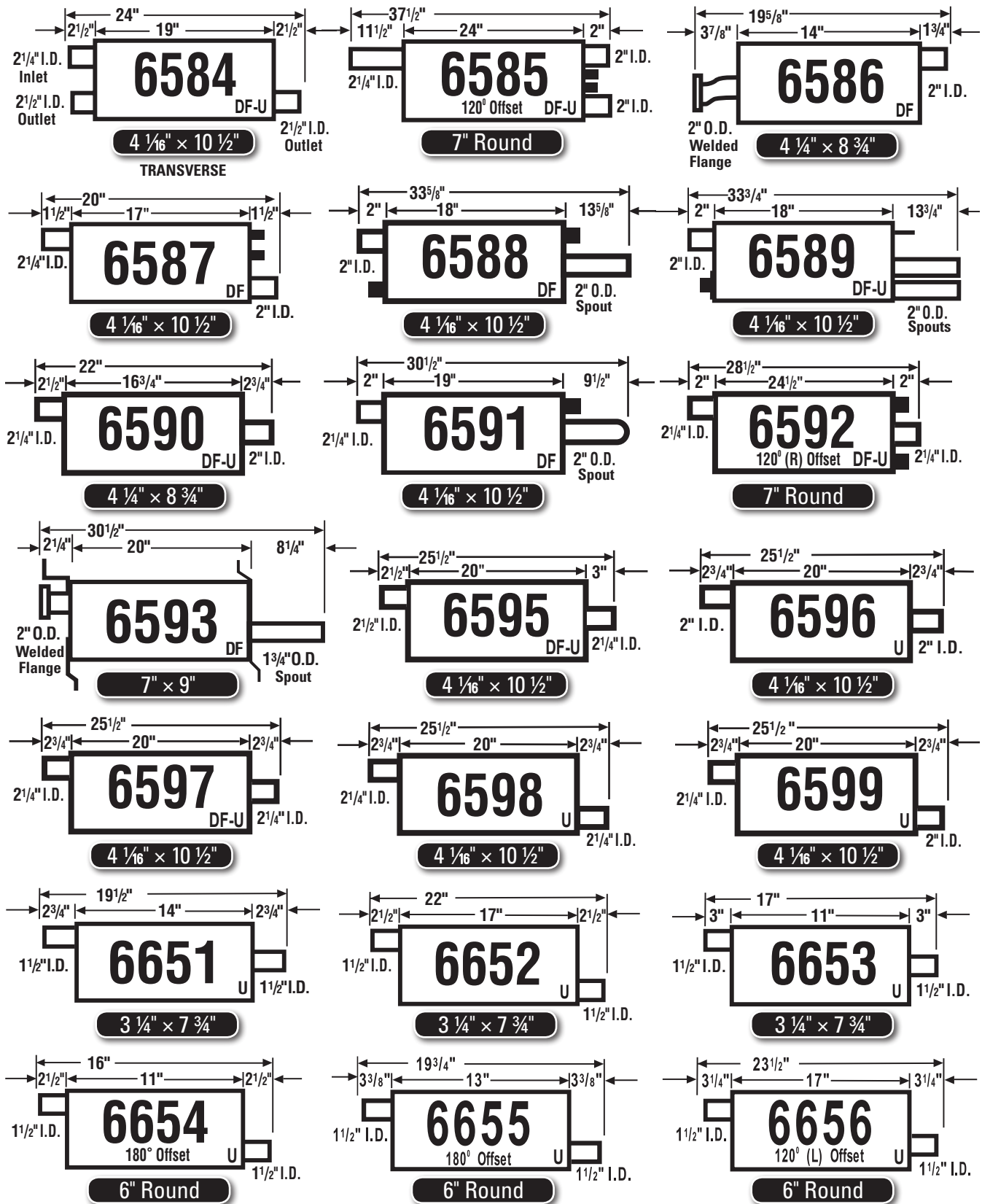
U - Universal Muffler

HS - Denotes Heat Shield is on muffler.

MUFFLER SPECIFICATIONS BY PART NUMBER

TMSL® MAXIMUM

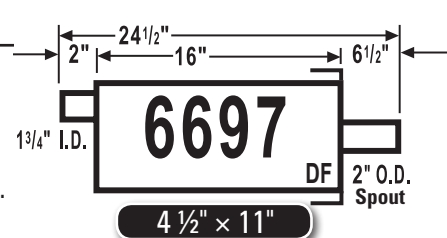
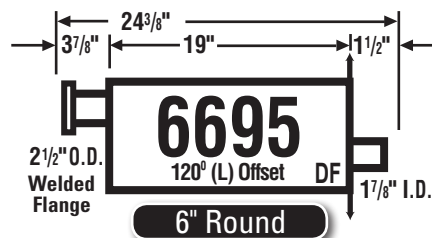
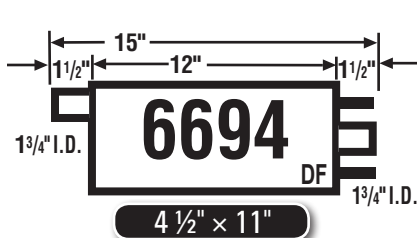

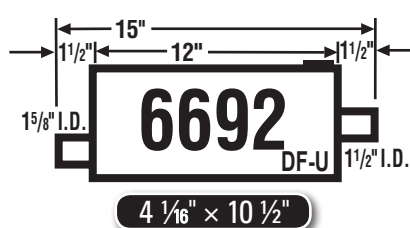
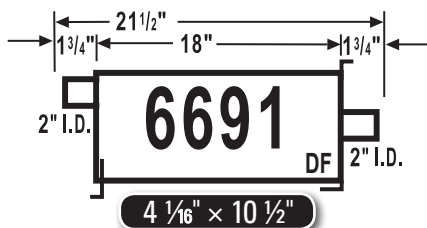
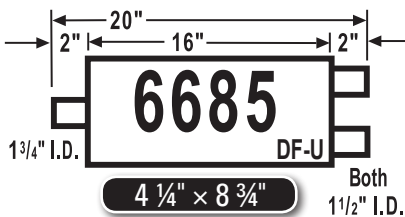
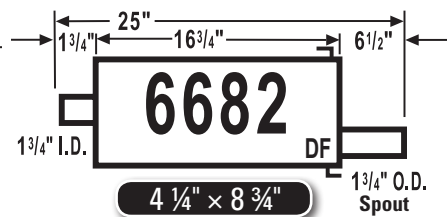
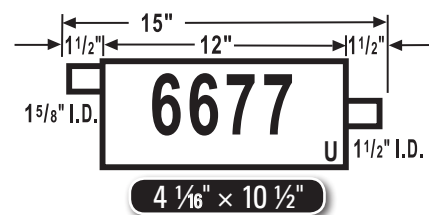
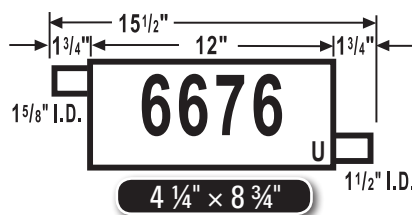
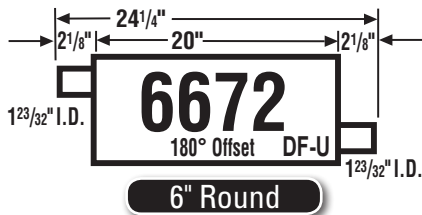
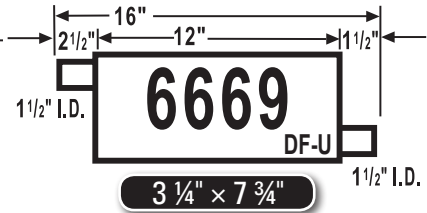
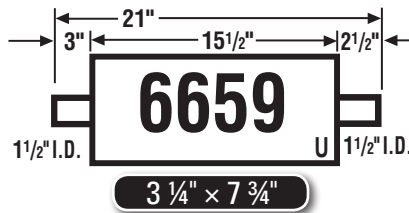
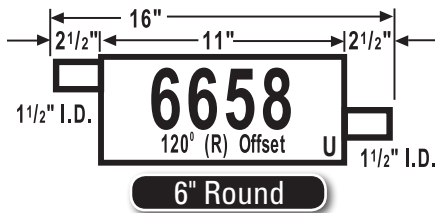
GENERAL INFO



NOTE: Black area denotes welded head bracket.

DF-U - Denotes muffler used primarily as Direct Fit, but is also Universal.
U-DF - Denotes muffler used primarily as Universal, but is also Direct Fit.

DF - Direct Fit Muffler
U - Universal Muffler
HS - Denotes Heat Shield is on muffler.



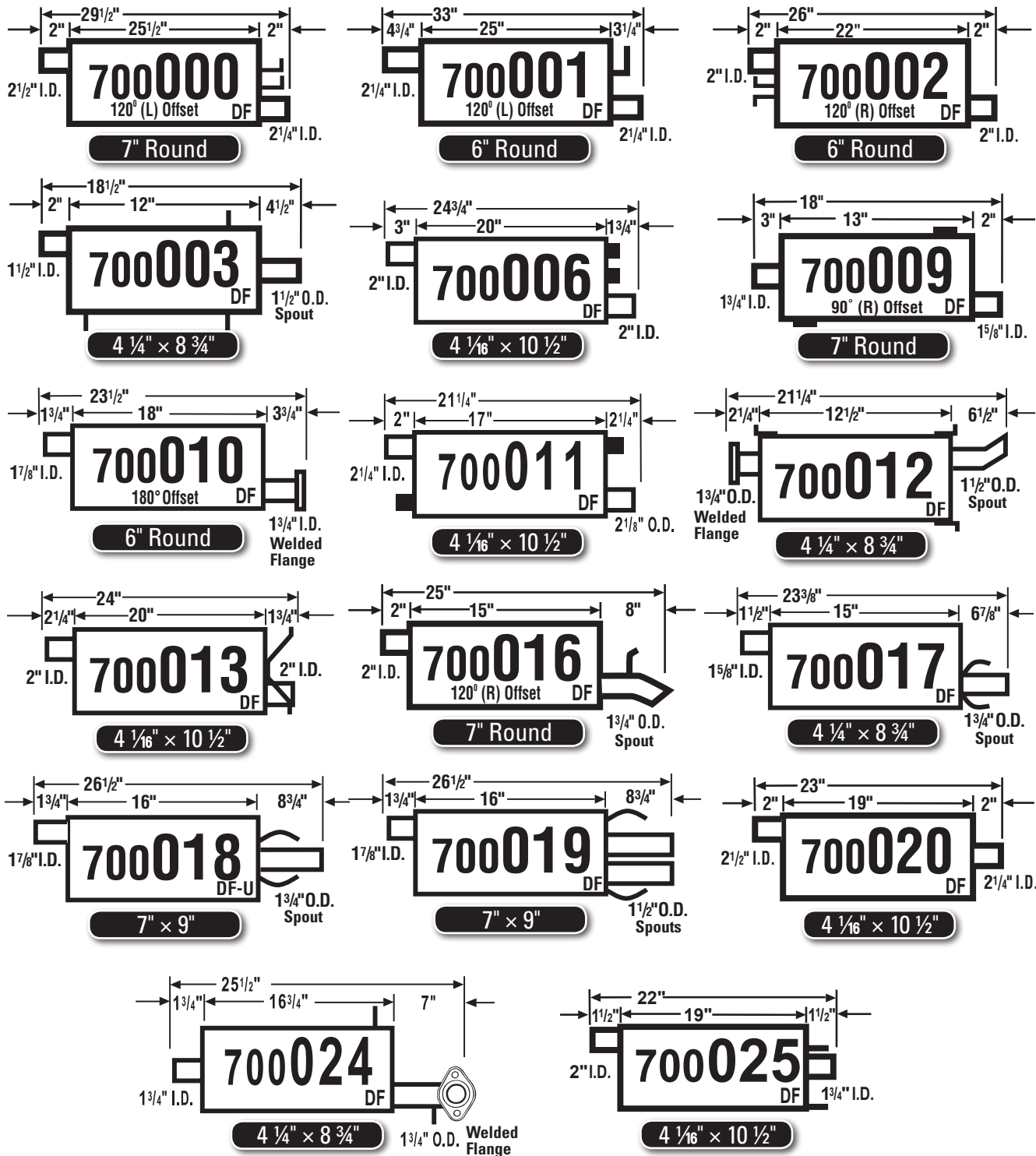
NOTE: Black area denotes welded head bracket.

DF-U - Denotes muffler used primarily as Direct Fit, but is also Universal.
U-DF - Denotes muffler used primarily as Universal, but is also Direct Fit.

DF - Direct Fit Muffler
U - Universal Muffler
HS - Denotes Heat Shield is on muffler.

MUFFLER SPECIFICATIONS BY PART NUMBER

TMSL MAXIMUM

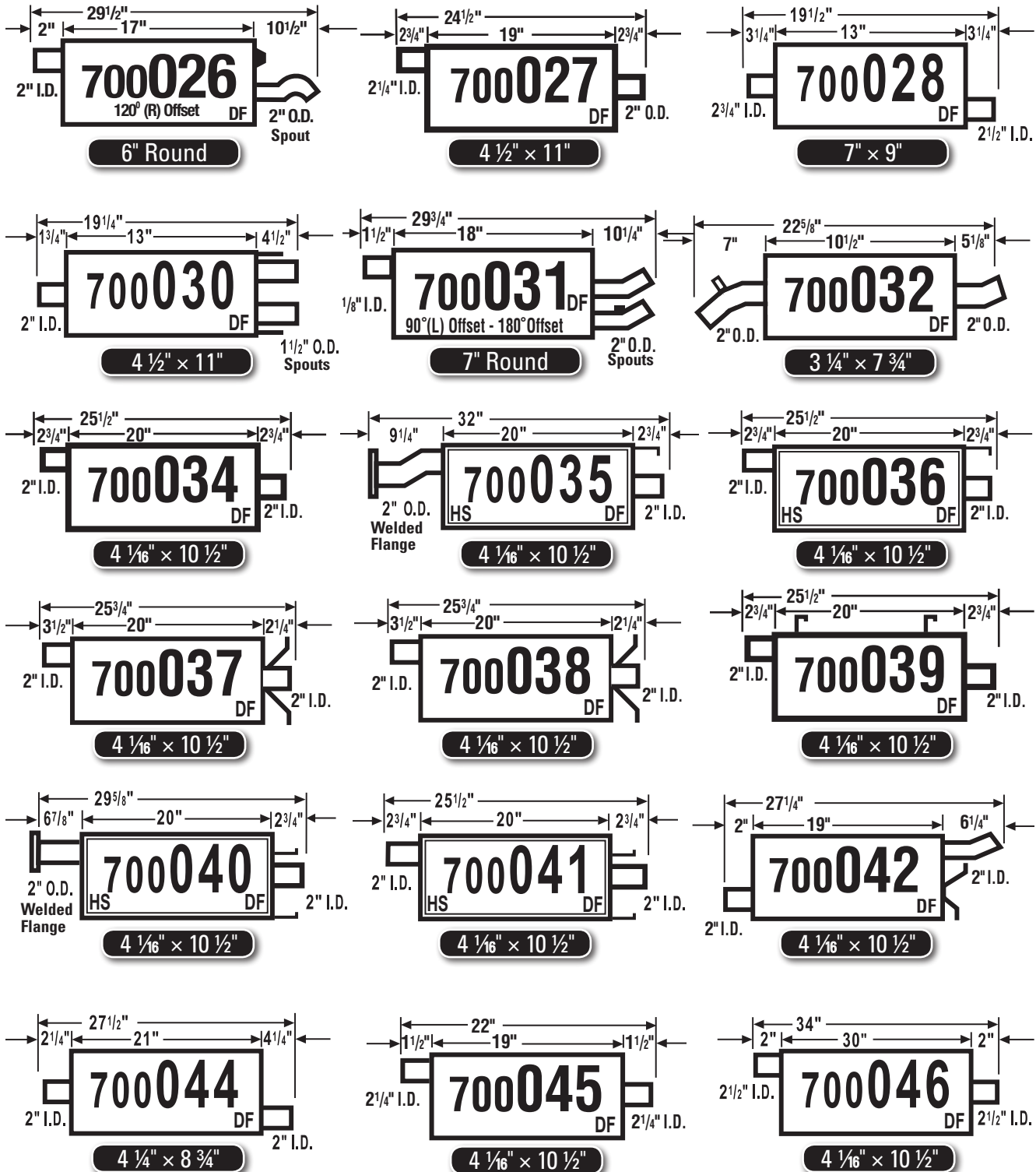


NOTE: Black area denotes welded head bracket.

DF-U - Denotes muffler used primarily as Direct Fit, but is also Universal.
U-DF - Denotes muffler used primarily as Universal, but is also Direct Fit.

DF - Direct Fit Muffler
U - Universal Muffler
HS - Denotes Heat Shield is on muffler.

GENERAL INFO



Reverse for some applications

NOTE: Black area denotes welded head bracket.

DF-U - Denotes muffler used primarily as Direct Fit, but is also Universal.

U-DF - Denotes muffler used primarily as Universal, but is also Direct Fit.

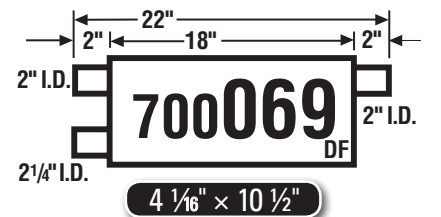
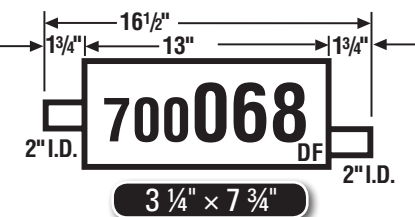
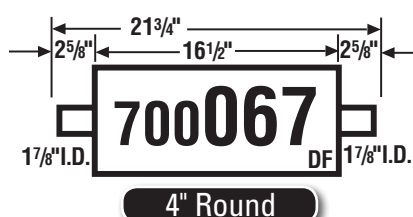
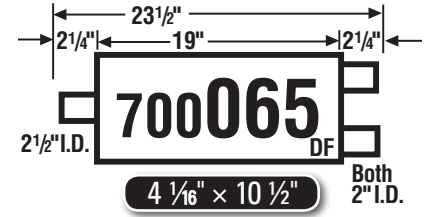
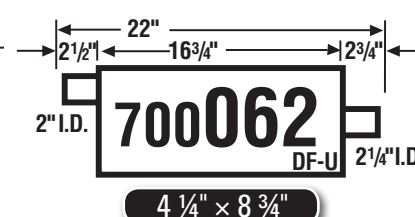
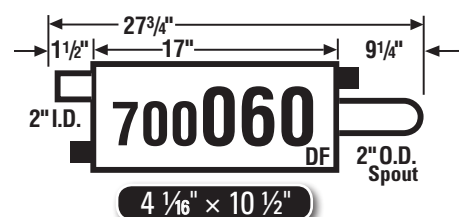
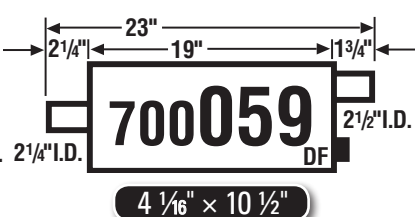
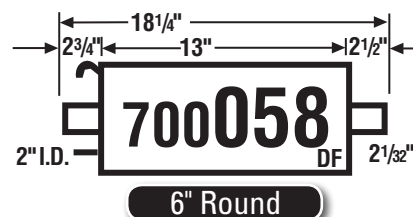
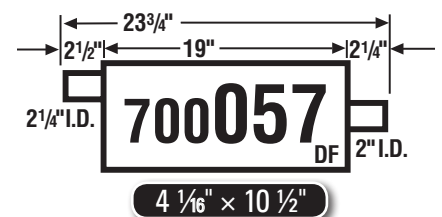
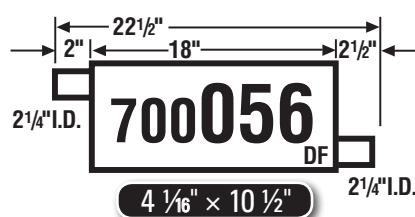
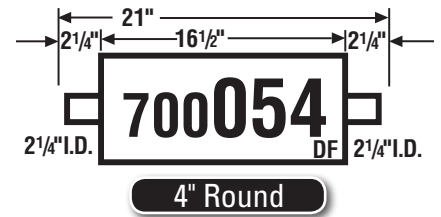
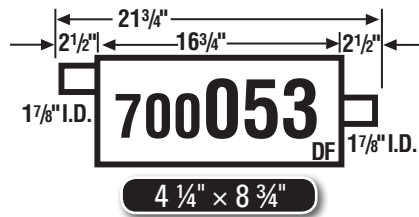
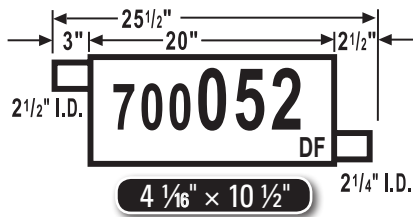
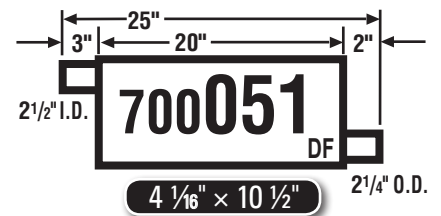
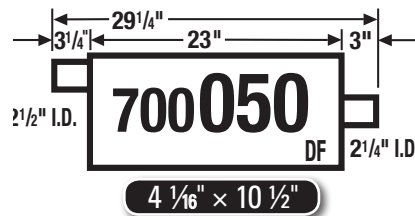
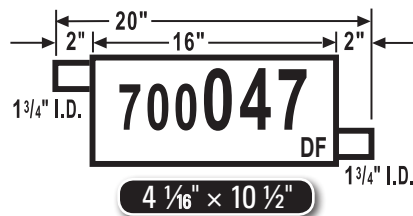
DF - Direct Fit Muffler

U - Universal Muffler

HS - Denotes Heat Shield is on muffler.

MUFFLER SPECIFICATIONS BY PART NUMBER

MSL® MAXIMUM



NOTE: Black area denotes welded head bracket.

DF-U - Denotes muffler used primarily as Direct Fit, but is also Universal.

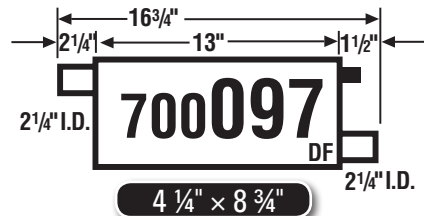
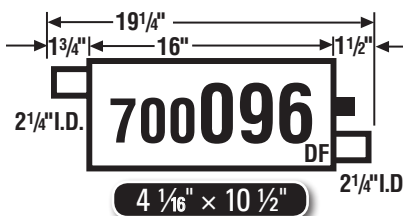
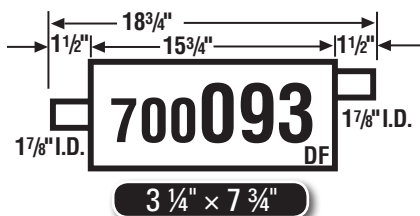
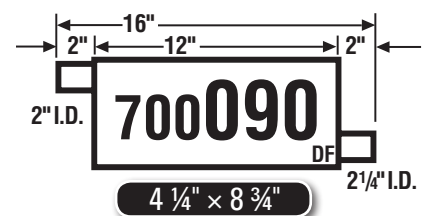
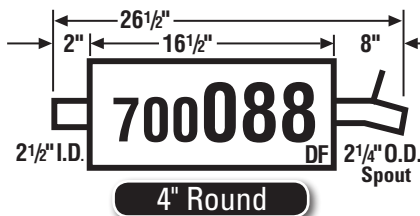
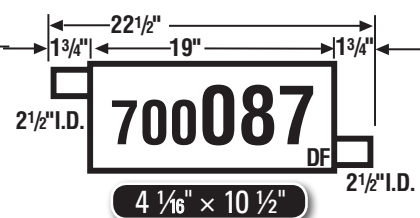
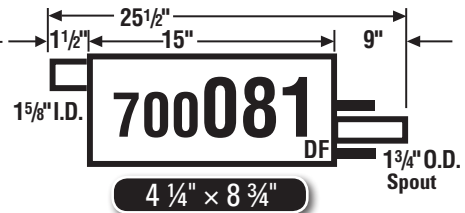
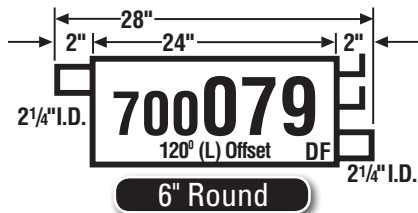
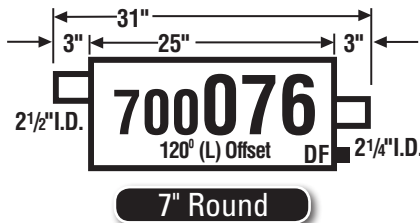
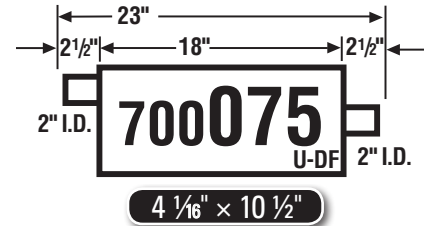
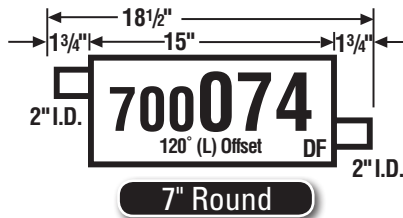
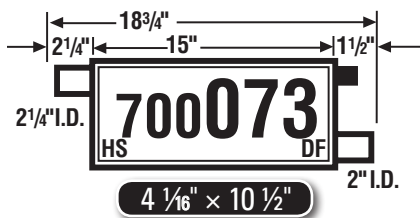
U-DF - Denotes muffler used primarily as Universal, but is also Direct Fit.

DF - Direct Fit Muffler

U - Universal Muffler

HS - Denotes Heat Shield is on muffler.

GENERAL INFO



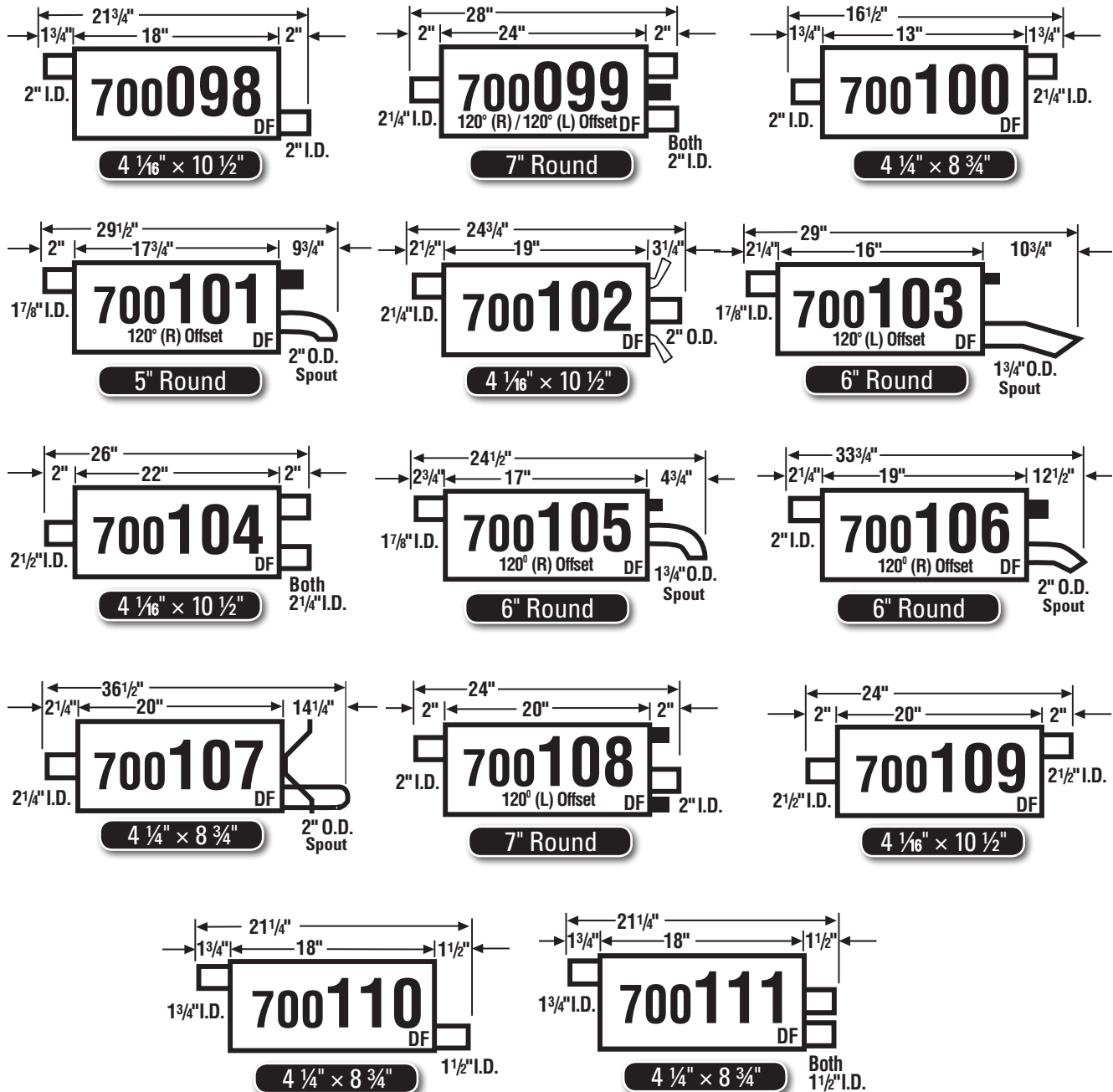
NOTE: Black area denotes welded head bracket.

DF-U - Denotes muffler used primarily as Direct Fit, but is also Universal.
U-DF - Denotes muffler used primarily as Universal, but is also Direct Fit.

DF - Direct Fit Muffler
U - Universal Muffler
HS - Denotes Heat Shield is on muffler.

MUFFLER SPECIFICATIONS BY PART NUMBER

TMSL® MAXIMUM



GENERAL INFO

NOTE: Black area denotes welded head bracket.

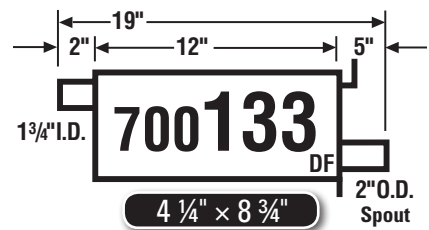
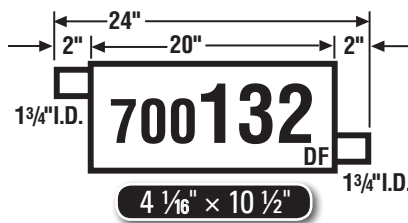
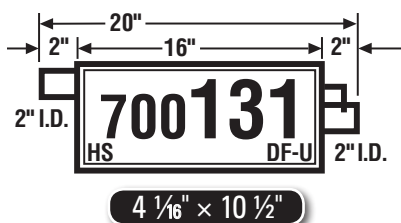
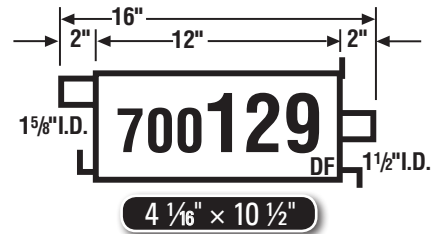
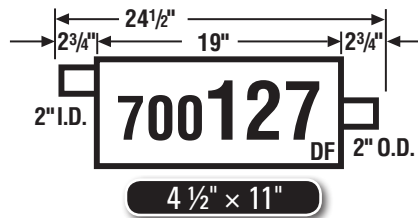
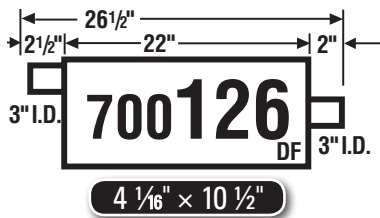
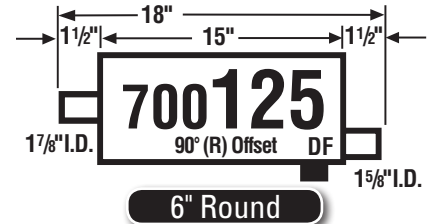
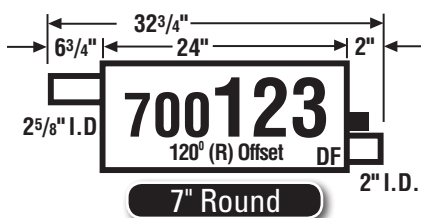
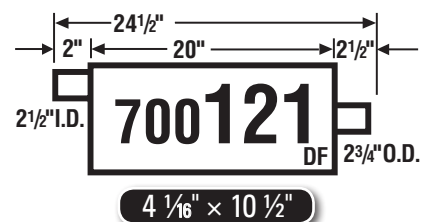
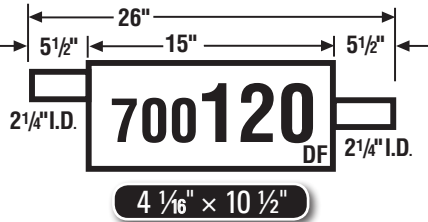
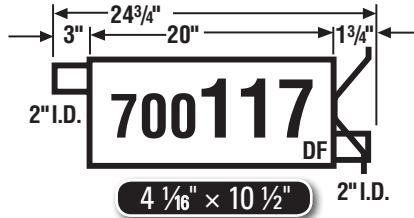
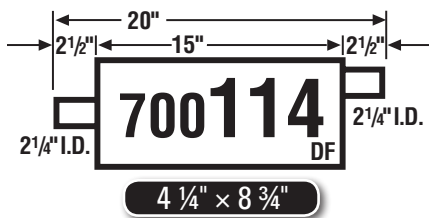
DF-U - Denotes muffler used primarily as Direct Fit, but is also Universal.

U-DF - Denotes muffler used primarily as Universal, but is also Direct Fit.

DF - Direct Fit Muffler

U - Universal Muffler

HS - Denotes Heat Shield is on muffler.



NOTE: Black area denotes welded head bracket.

DF-U - Denotes muffler used primarily as Direct Fit, but is also Universal.

U-DF - Denotes muffler used primarily as Universal, but is also Direct Fit.

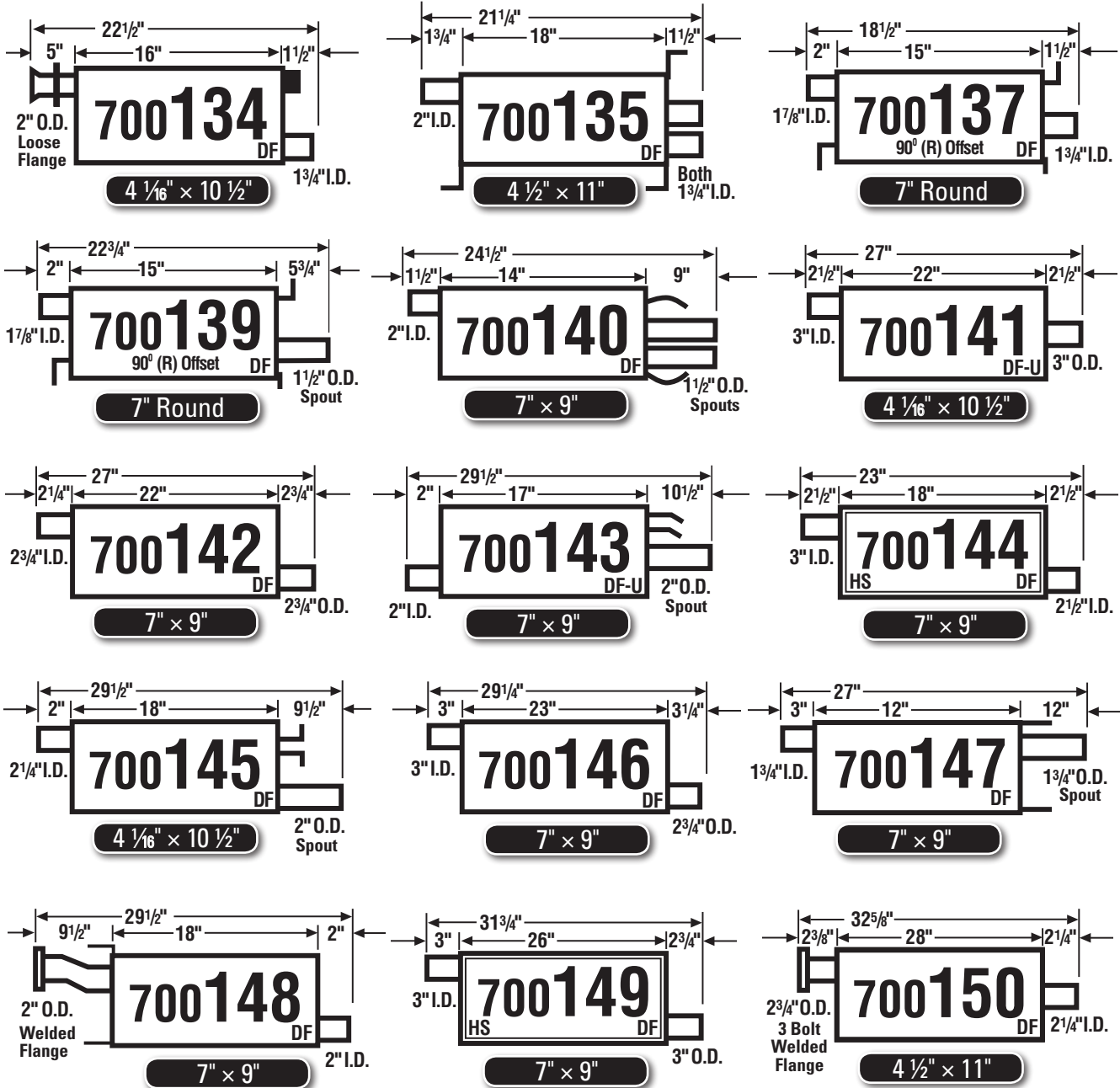
DF - Direct Fit Muffler

U - Universal Muffler

HS - Denotes Heat Shield is on muffler.

MUFFLER SPECIFICATIONS BY PART NUMBER

MSL® MAXIMUM



NOTE: Black area denotes welded head bracket.

DF-U - Denotes muffler used primarily as Direct Fit, but is also Universal.

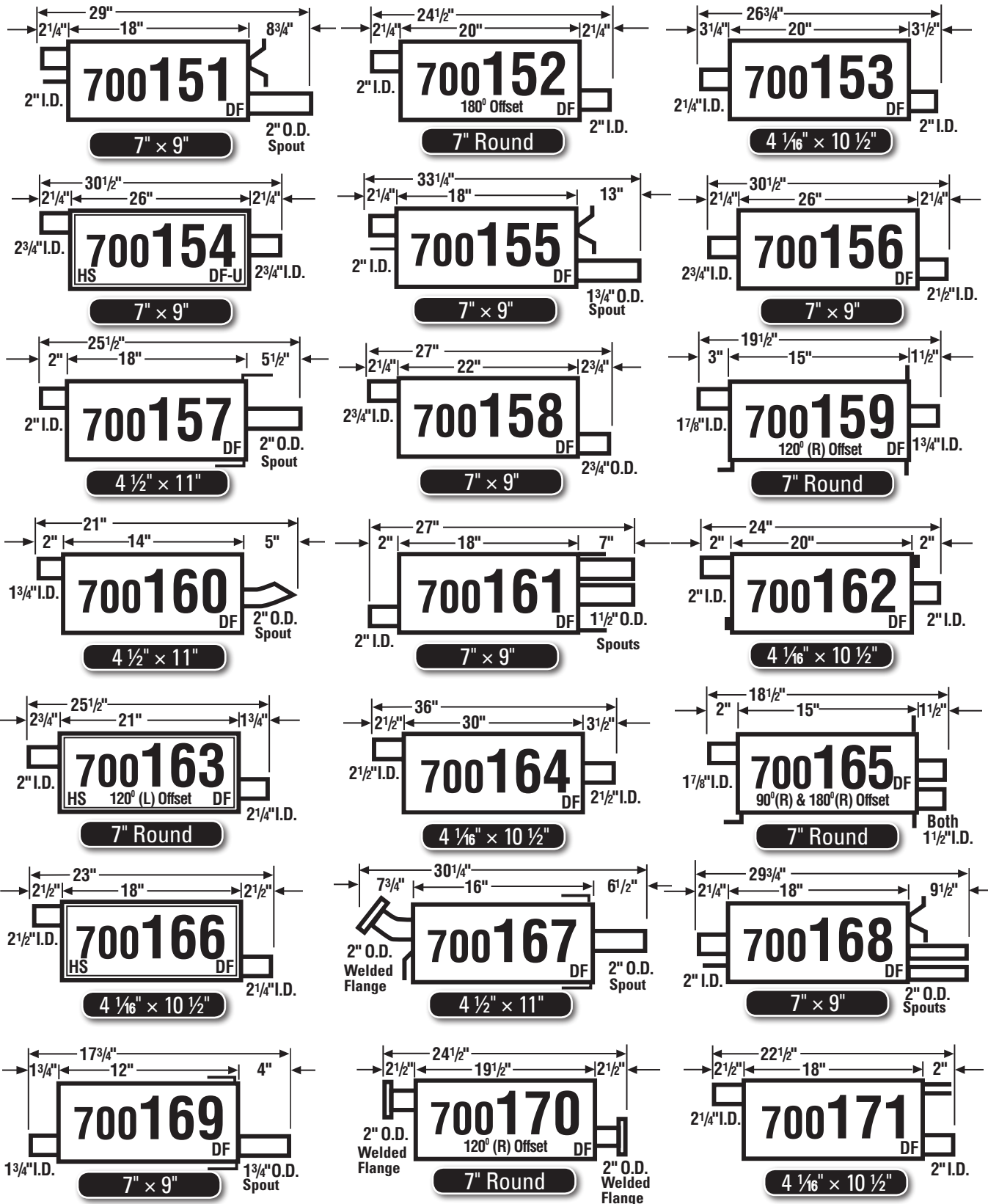
U-DF - Denotes muffler used primarily as Universal, but is also Direct Fit.

DF - Direct Fit Muffler

U - Universal Muffler

HS - Denotes Heat Shield is on muffler.

GENERAL INFO



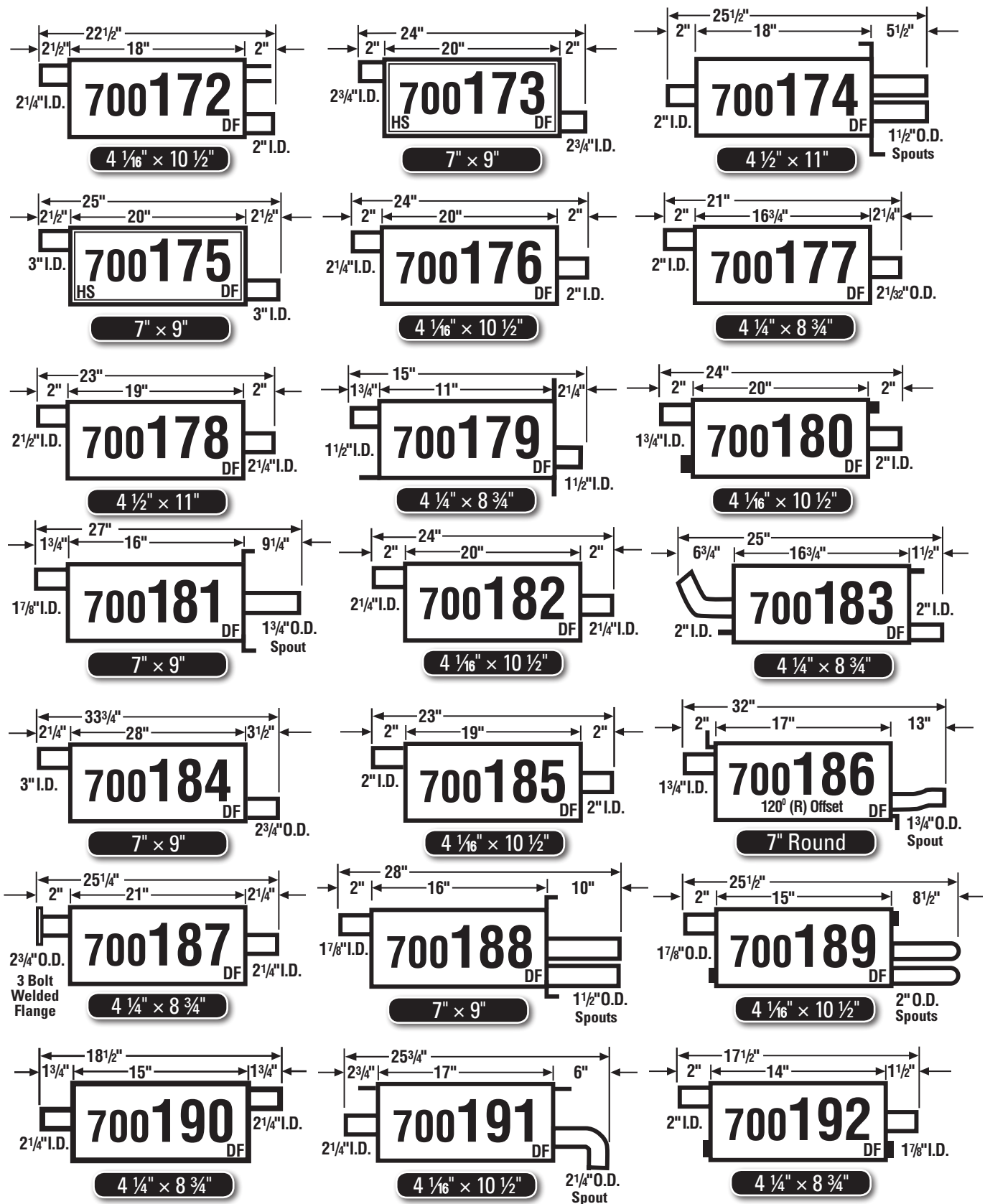
NOTE: Black area denotes welded head bracket.

DF-U - Denotes muffler used primarily as Direct Fit, but is also Universal.
U-DF - Denotes muffler used primarily as Universal, but is also Direct Fit.

DF - Direct Fit Muffler
U - Universal Muffler
HS - Denotes Heat Shield is on muffler.

MUFFLER SPECIFICATIONS BY PART NUMBER

TMSL® MAXIMUM®

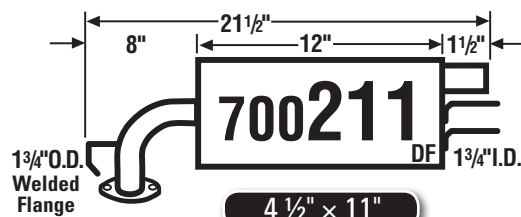
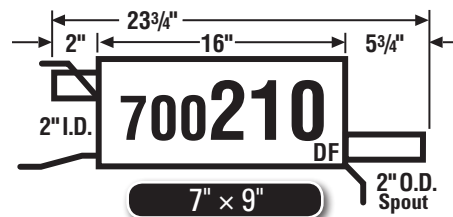
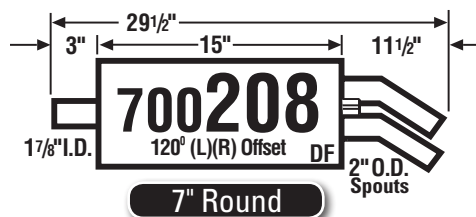
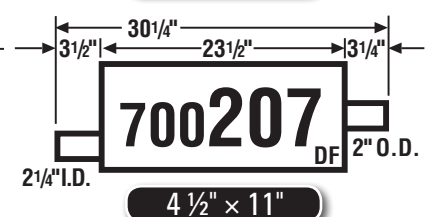
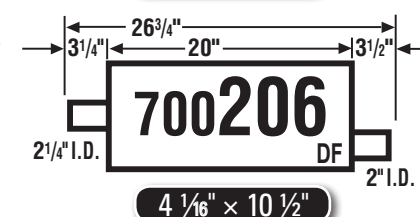
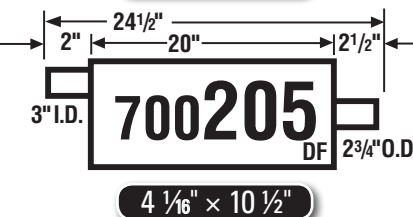
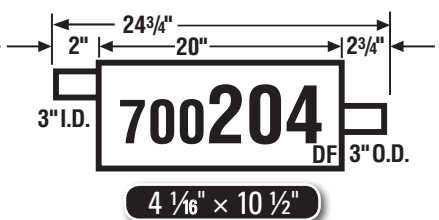
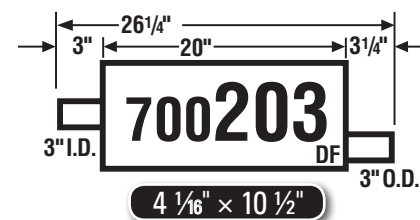
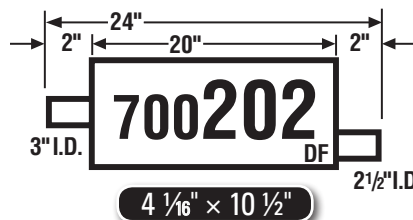
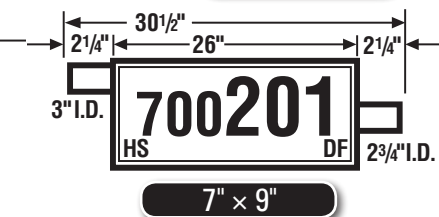
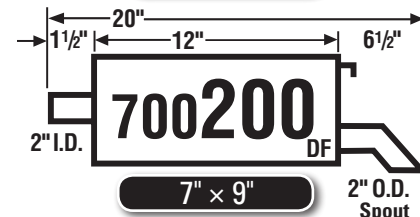
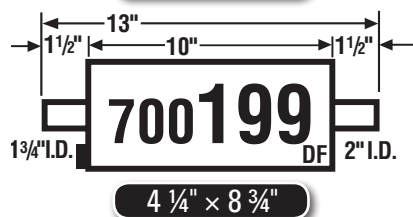
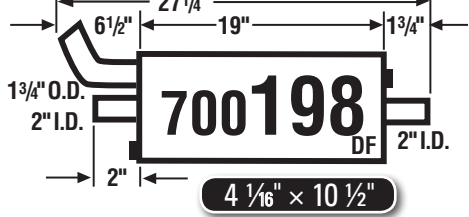
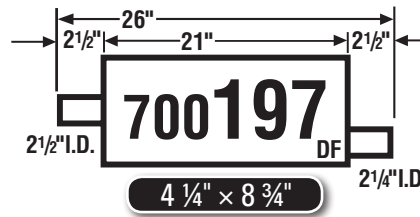
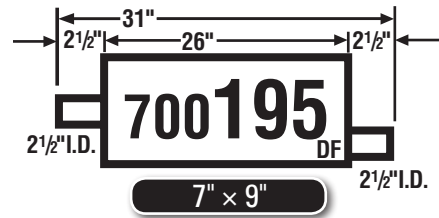
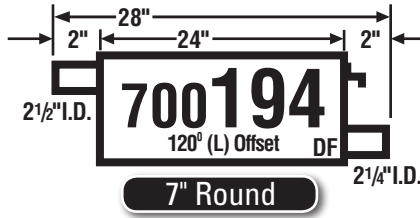
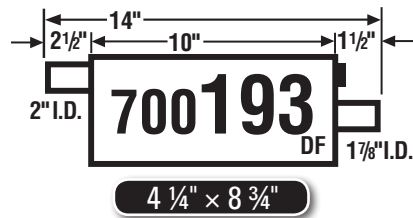


NOTE: Black area denotes welded head bracket.

DF-U - Denotes muffler used primarily as Direct Fit, but is also Universal.
U-DF - Denotes muffler used primarily as Universal, but is also Direct Fit.

DF - Direct Fit Muffler
U - Universal Muffler
HS - Denotes Heat Shield is on muffler.

GENERAL INFO



NOTE: Black area denotes welded head bracket.

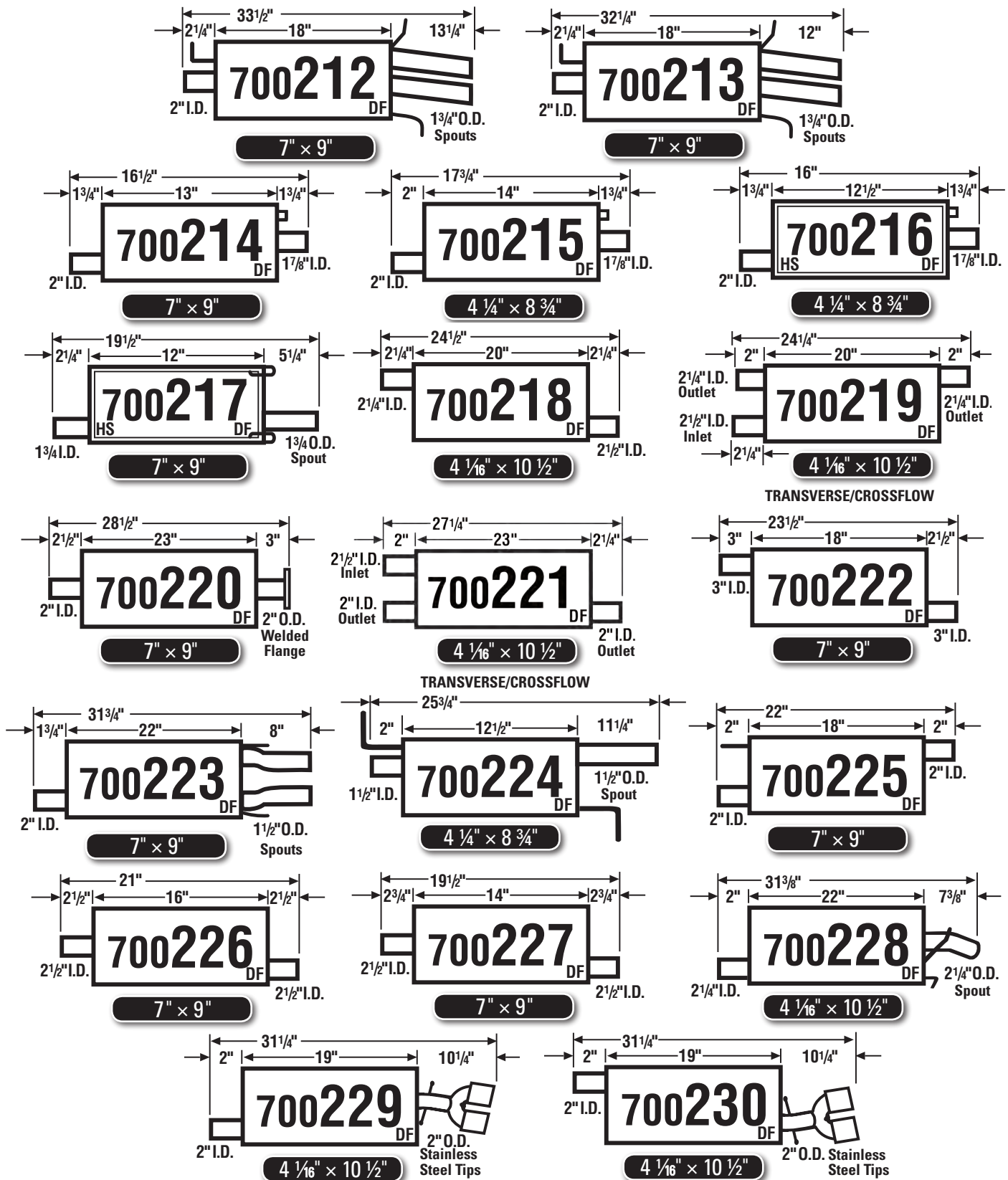
DF-U - Denotes muffler used primarily as Direct Fit, but is also Universal.
U-DF - Denotes muffler used primarily as Universal, but is also Direct Fit.

DF - Direct Fit Muffler
U - Universal Muffler
HS - Denotes Heat Shield is on muffler.

MUFFLER SPECIFICATIONS BY PART NUMBER

TMSL® MAXIMUM

GENERAL INFO



NOTE: Black area denotes welded head bracket.

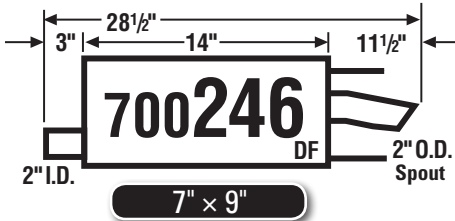
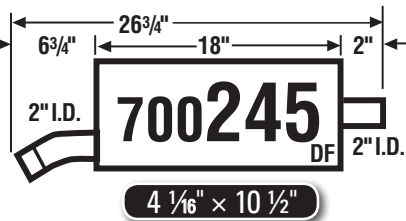
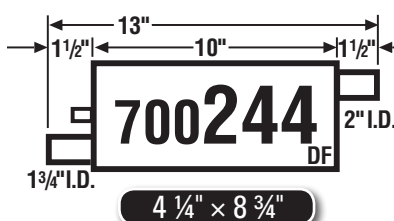
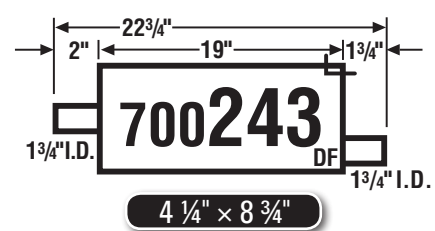
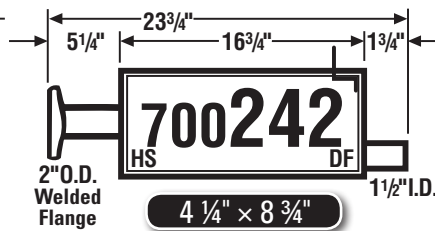
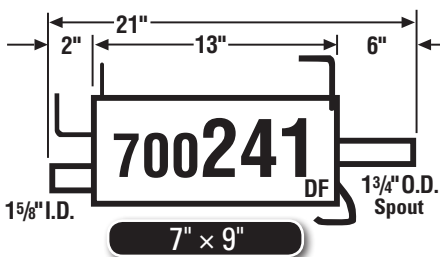
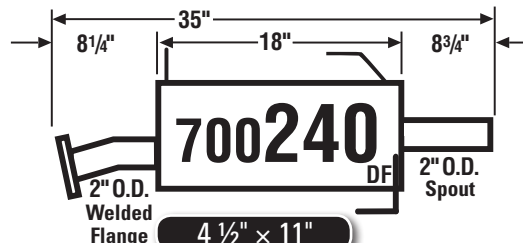
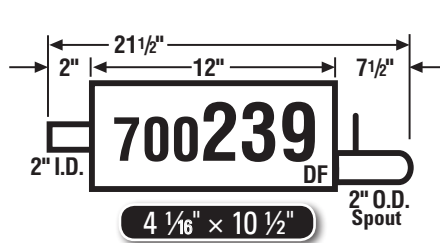
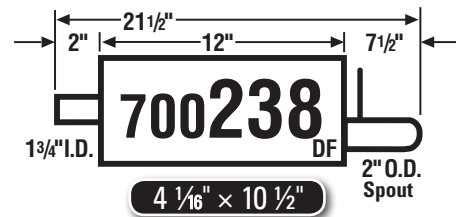
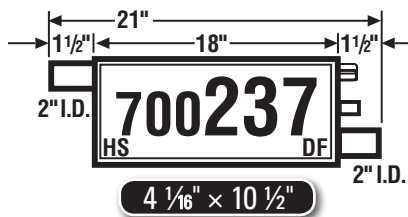
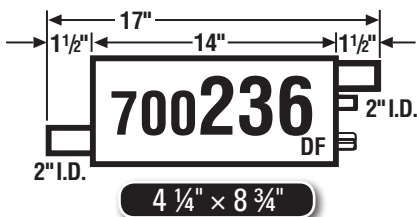
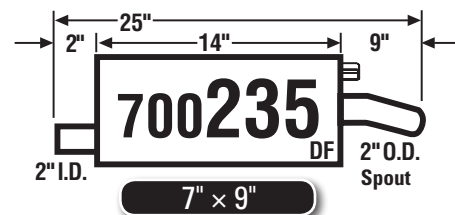
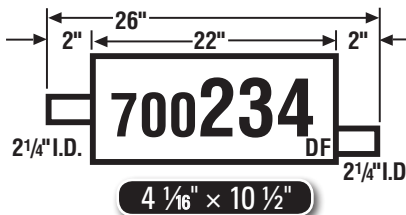
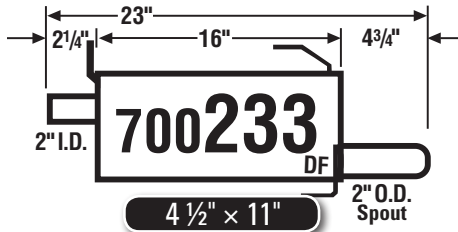
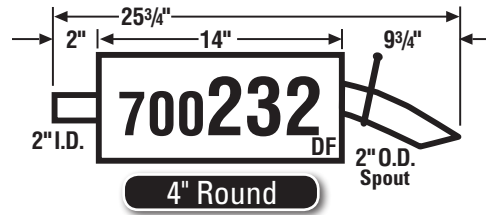
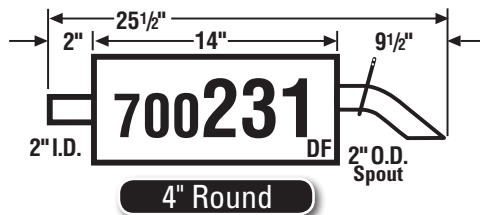
DF-U - Denotes muffler used primarily as Direct Fit, but is also Universal.

U-DF - Denotes muffler used primarily as Universal, but is also Direct Fit.

DF - Direct Fit Muffler

U - Universal Muffler

HS - Denotes Heat Shield is on muffler.



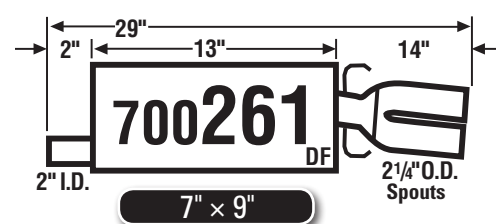
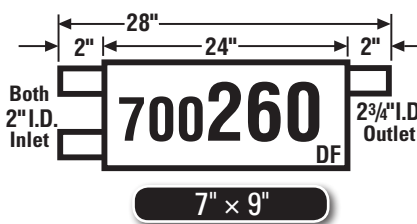
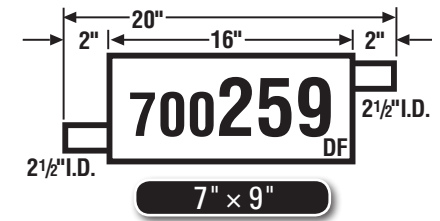
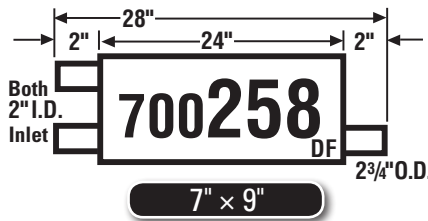
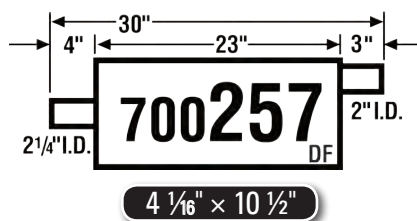
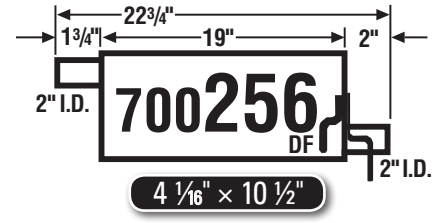
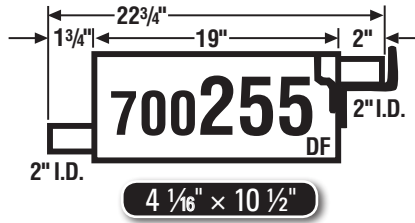
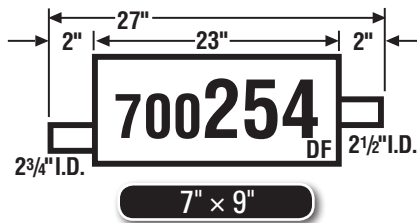
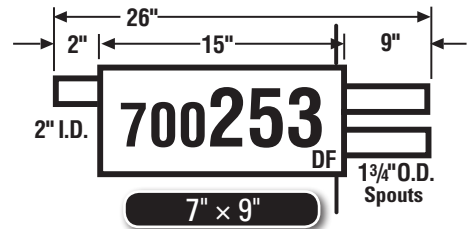
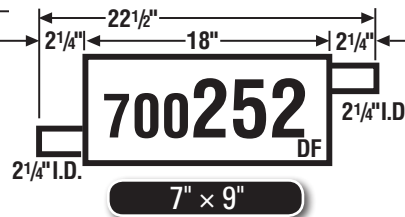
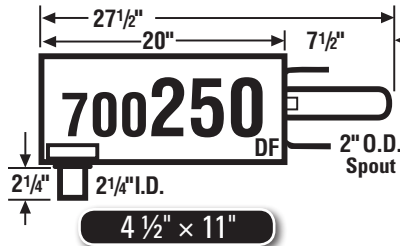
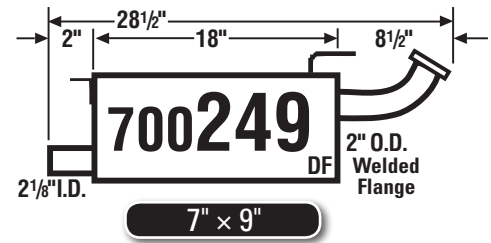
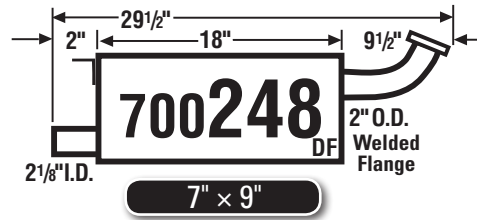
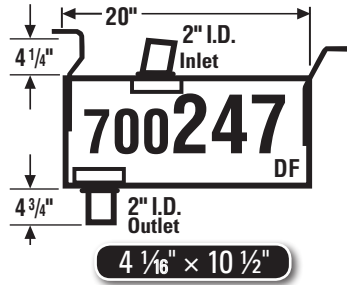
NOTE: Black area denotes welded head bracket.

DF-U - Denotes muffler used primarily as Direct Fit, but is also Universal.
U-DF - Denotes muffler used primarily as Universal, but is also Direct Fit.

DF - Direct Fit Muffler
U - Universal Muffler
HS - Denotes Heat Shield is on muffler.

MUFFLER SPECIFICATIONS BY PART NUMBER

MSL® MAXIMUM



NOTE: Black area denotes welded head bracket.

DF-U - Denotes muffler used primarily as Direct Fit, but is also Universal.

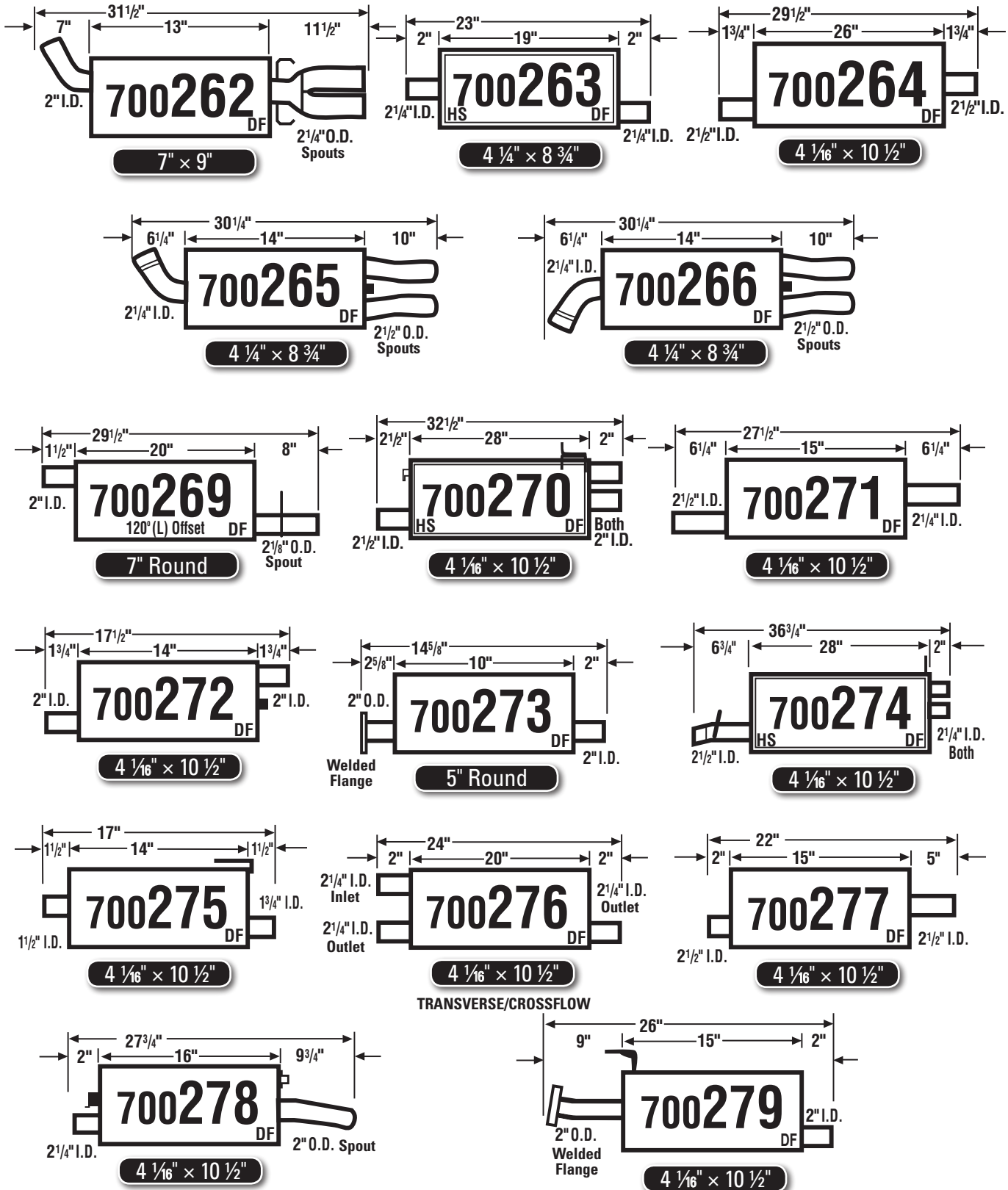
U-DF - Denotes muffler used primarily as Universal, but is also Direct Fit.

DF - Direct Fit Muffler

U - Universal Muffler

HS - Denotes Heat Shield is on muffler.

GENERAL INFO



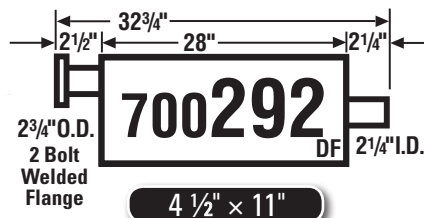
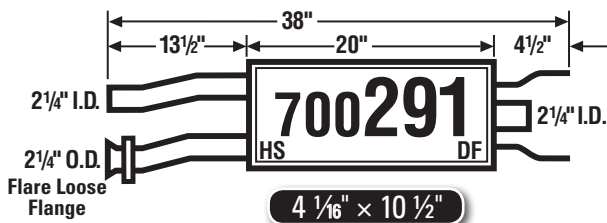
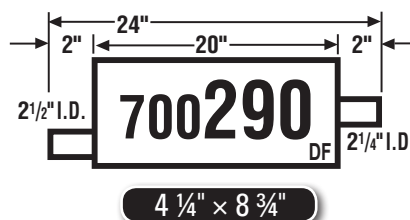
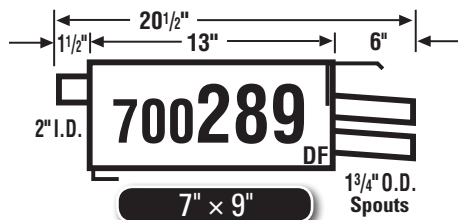
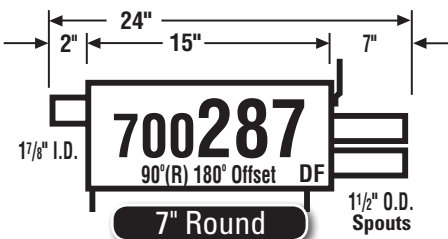
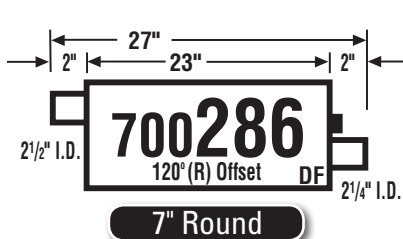
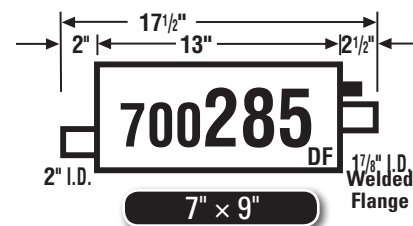
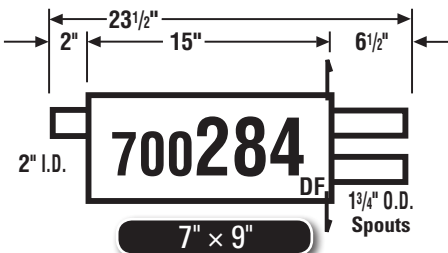
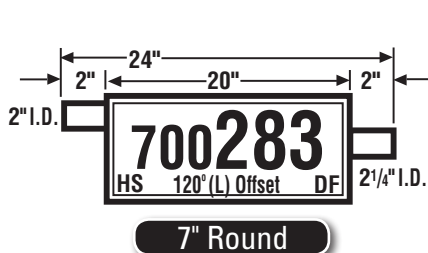
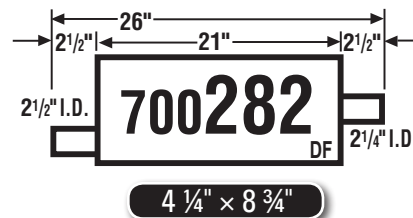
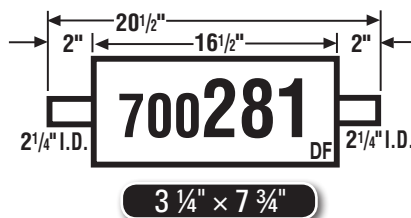
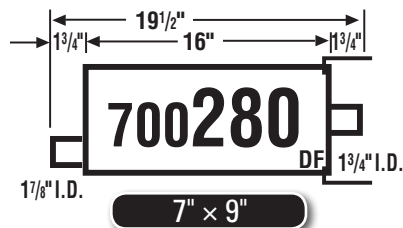
NOTE: Black area denotes welded head bracket.

DF-U - Denotes muffler used primarily as Direct Fit, but is also Universal.
U-DF - Denotes muffler used primarily as Universal, but is also Direct Fit.

DF - Direct Fit Muffler
U - Universal Muffler
HS - Denotes Heat Shield is on muffler.

MUFFLER SPECIFICATIONS BY PART NUMBER

TMSL® MAXIMUM



NOTE: Black area denotes welded head bracket.

DF-U - Denotes muffler used primarily as Direct Fit, but is also Universal.

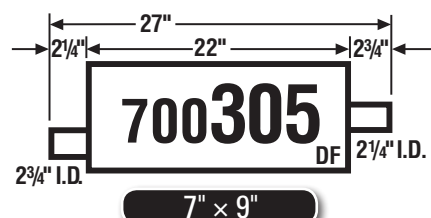
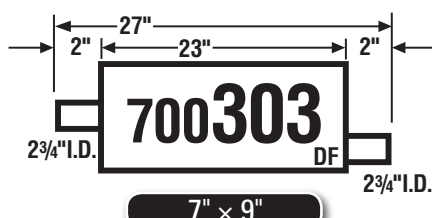
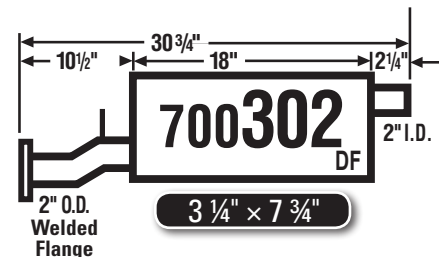
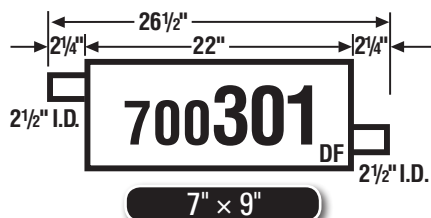
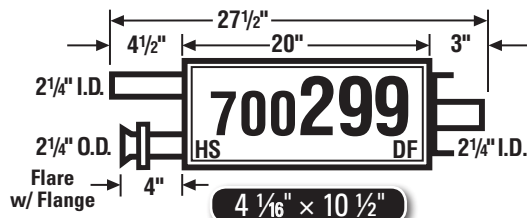
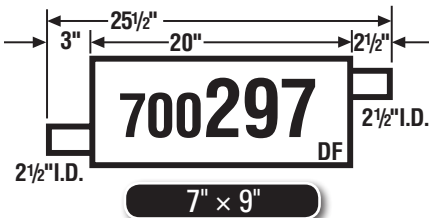
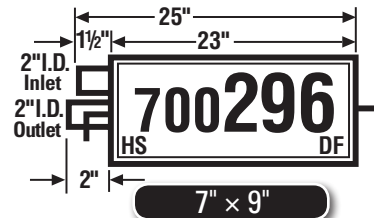
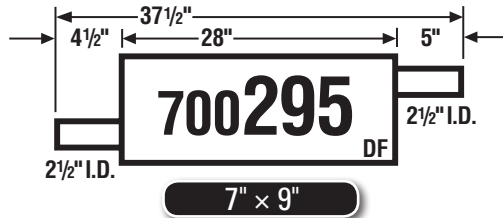
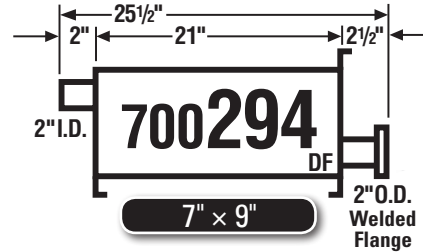
U-DF - Denotes muffler used primarily as Universal, but is also Direct Fit.

DF - Direct Fit Muffler

U - Universal Muffler

HS - Denotes Heat Shield is on muffler.

GENERAL INFO



NOTE: Black area denotes welded head bracket.

DF-U - Denotes muffler used primarily as Direct Fit, but is also Universal.

U-DF - Denotes muffler used primarily as Universal, but is also Direct Fit.

DF - Direct Fit Muffler

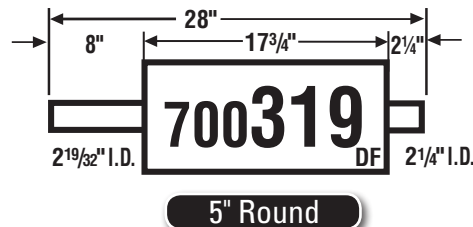
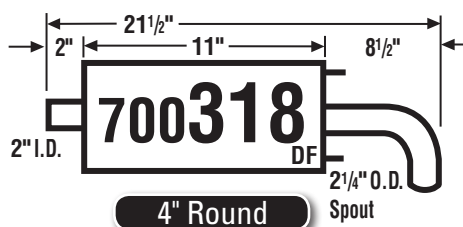
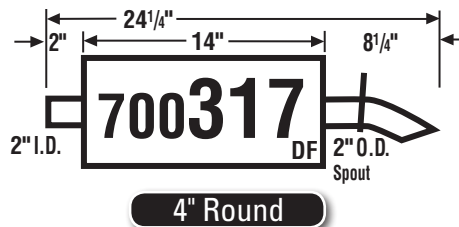
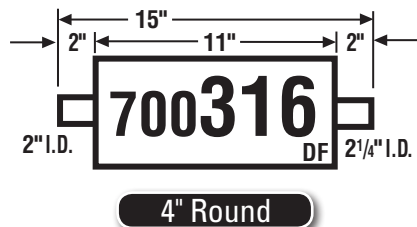
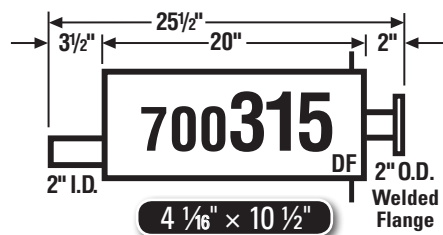
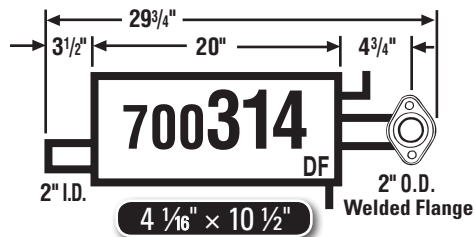
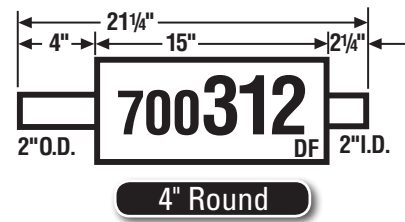
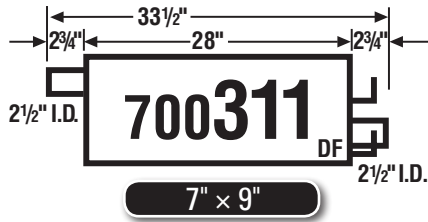
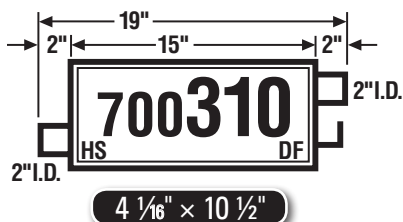
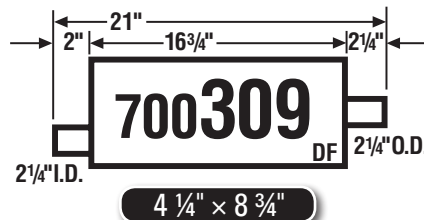
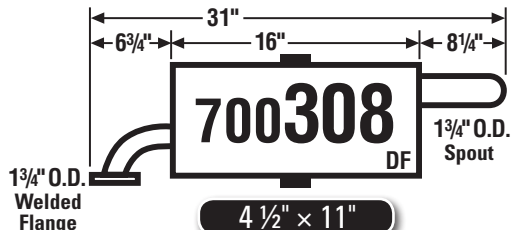
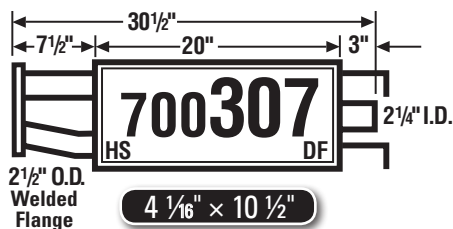
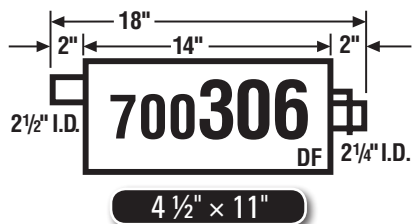
U - Universal Muffler

HS - Denotes Heat Shield is on muffler.

MUFFLER SPECIFICATIONS BY PART NUMBER

TMSL® MAXIMUM

GENERAL INFO



NOTE: Black area denotes welded head bracket.

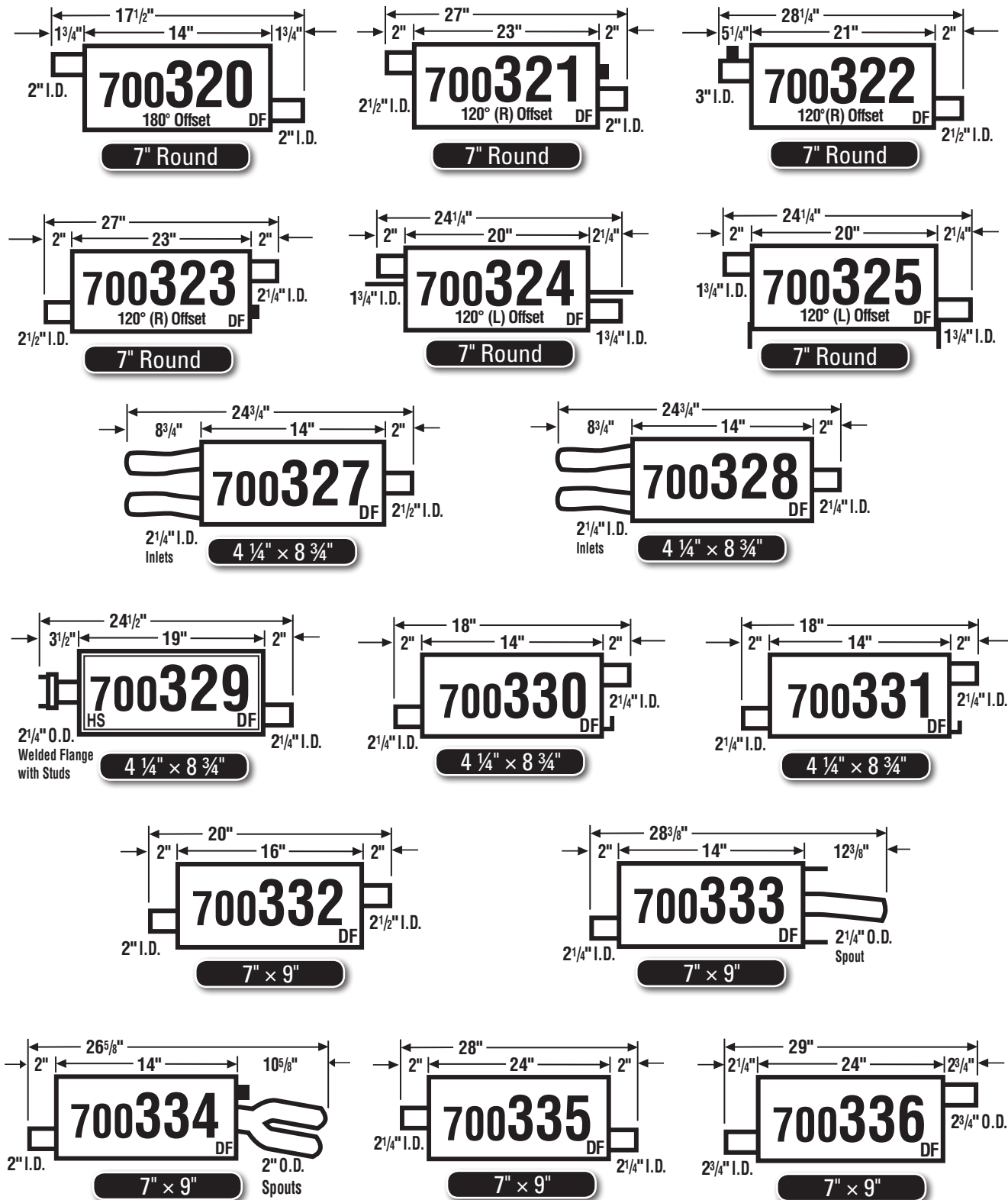
DF-U - Denotes muffler used primarily as Direct Fit, but is also Universal.

U-DF - Denotes muffler used primarily as Universal, but is also Direct Fit.

DF - Direct Fit Muffler

U - Universal Muffler

HS - Denotes Heat Shield is on muffler.



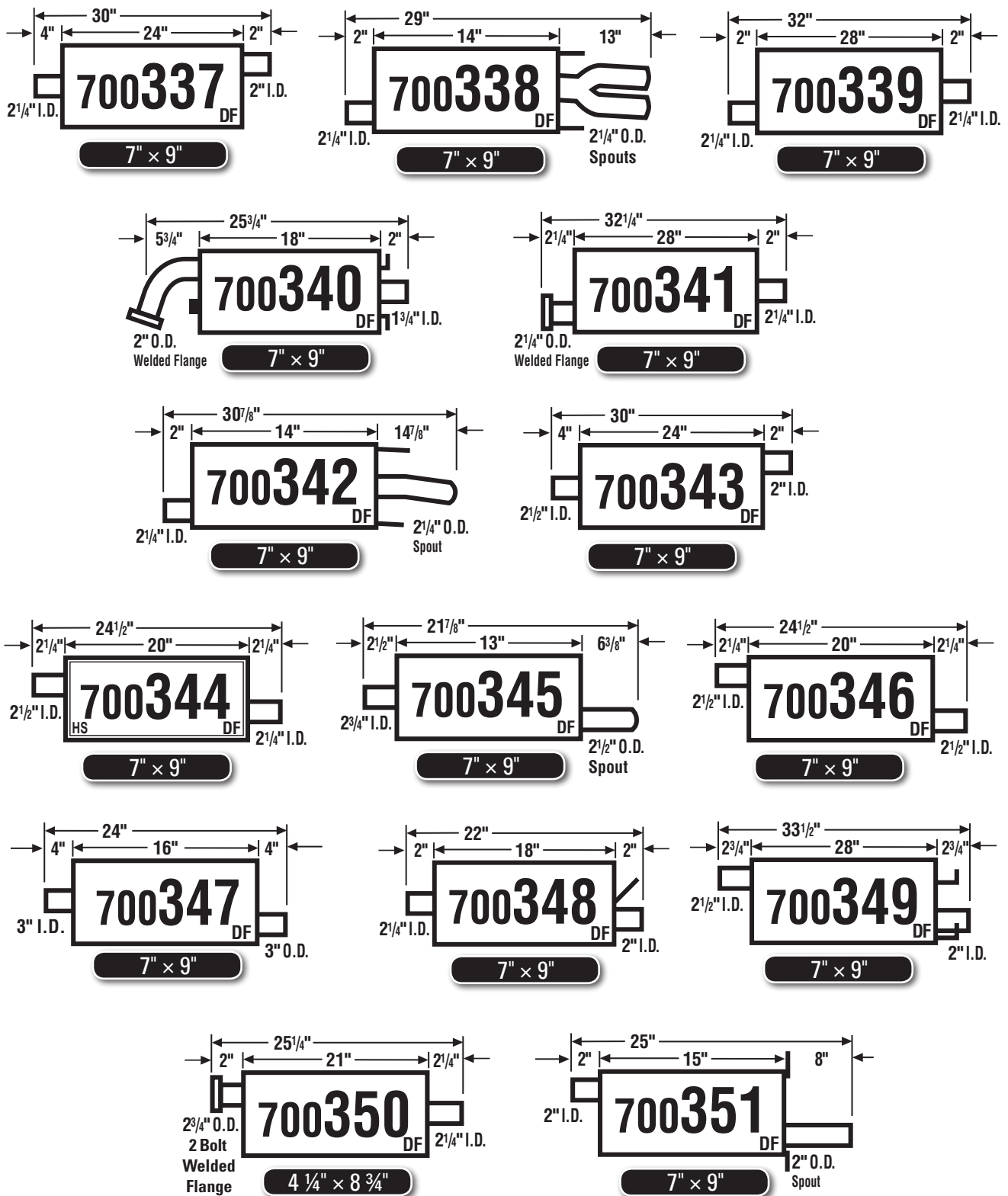
NOTE: Black area denotes welded head bracket.

DF-U - Denotes muffler used primarily as Direct Fit, but is also Universal.
U-DF - Denotes muffler used primarily as Universal, but is also Direct Fit.

DF - Direct Fit Muffler
U - Universal Muffler
HS - Denotes Heat Shield is on muffler.

MUFFLER SPECIFICATIONS BY PART NUMBER

TMSL® MAXIMUM®



NOTE: Black area denotes welded head bracket.

DF-U - Denotes muffler used primarily as Direct Fit, but is also Universal.

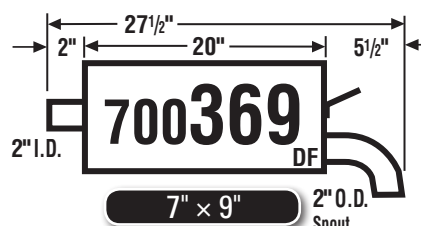
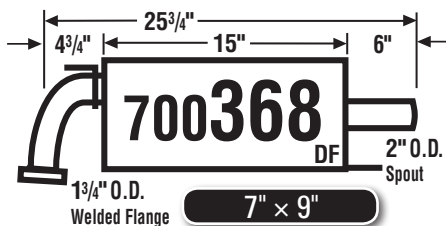
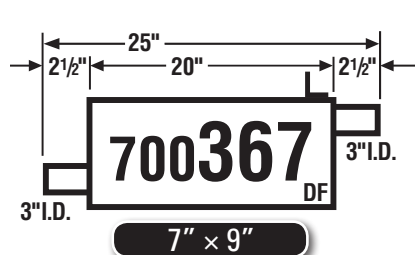
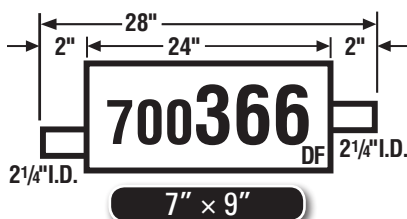
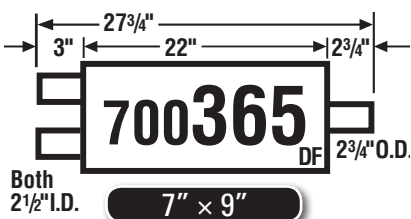
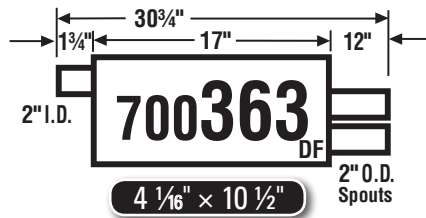
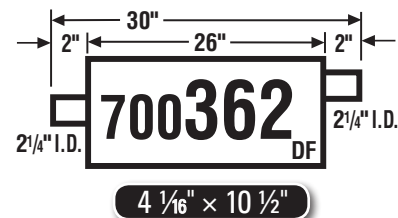
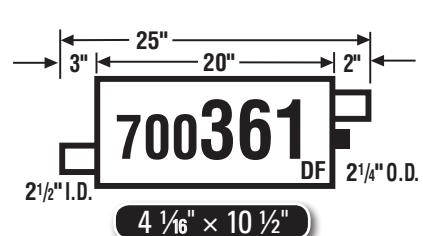
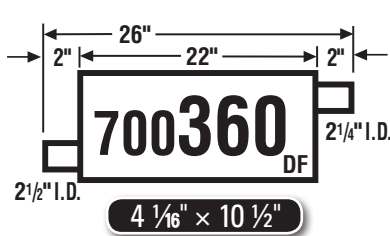
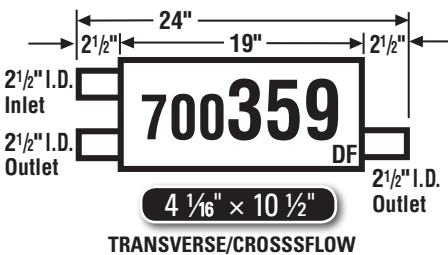
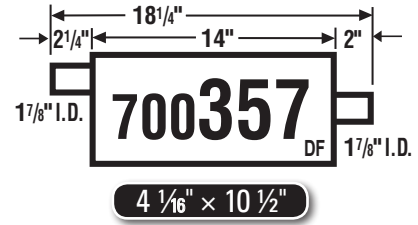
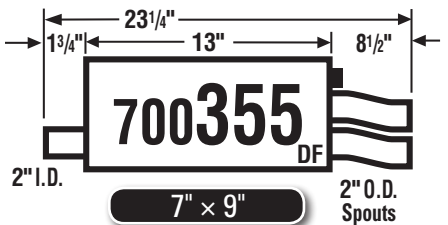
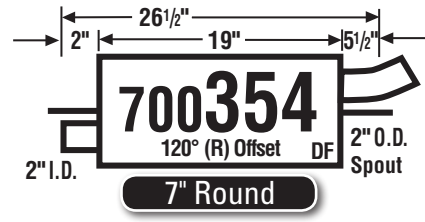
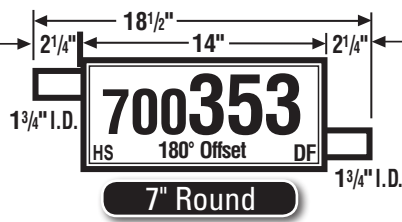
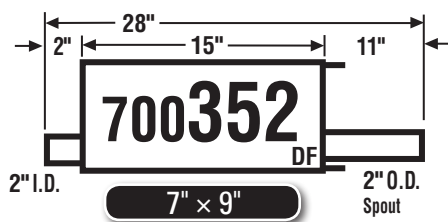
U-DF - Denotes muffler used primarily as Universal, but is also Direct Fit.

DF - Direct Fit Muffler

U - Universal Muffler

HS - Denotes Heat Shield is on muffler.

GENERAL INFO



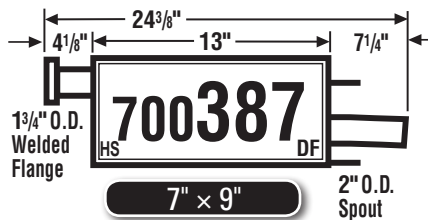
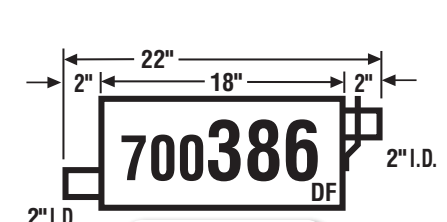
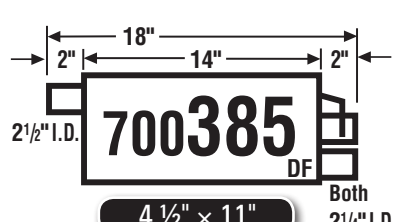
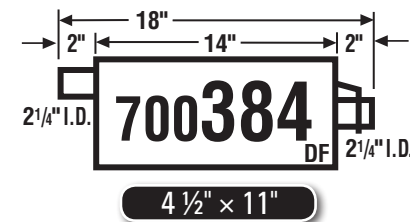
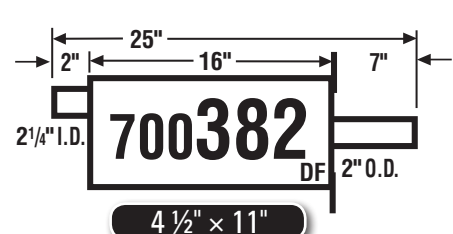
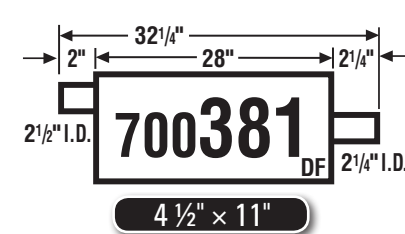
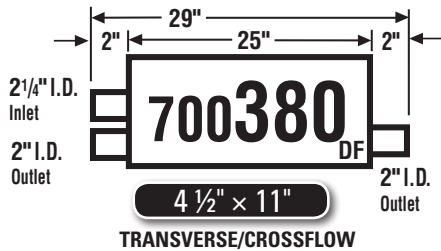
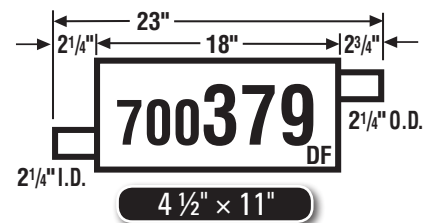
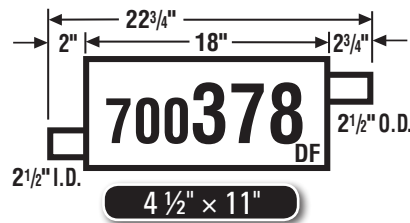
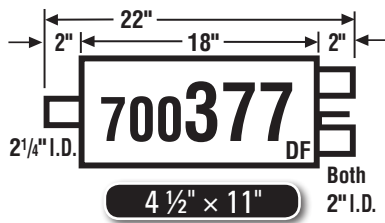
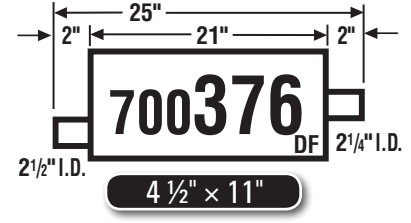
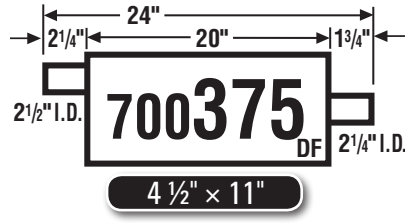
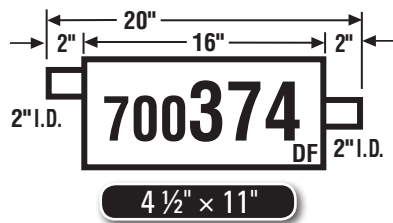
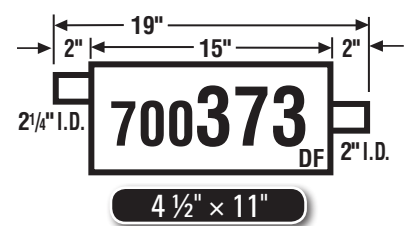
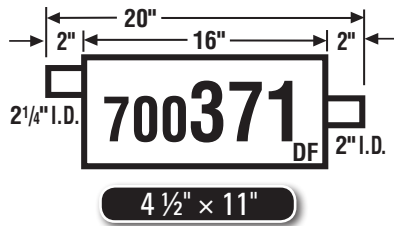
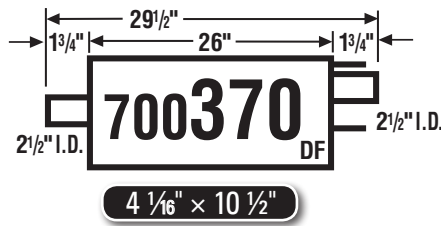
NOTE: Black area denotes welded head bracket.

DF-U - Denotes muffler used primarily as Direct Fit, but is also Universal.
U-DF - Denotes muffler used primarily as Universal, but is also Direct Fit.

DF - Direct Fit Muffler
U - Universal Muffler
HS - Denotes Heat Shield is on muffler.

MUFFLER SPECIFICATIONS BY PART NUMBER

MSL® MAXIMUM



NOTE: Black area denotes welded head bracket.

DF-U - Denotes muffler used primarily as Direct Fit, but is also Universal.

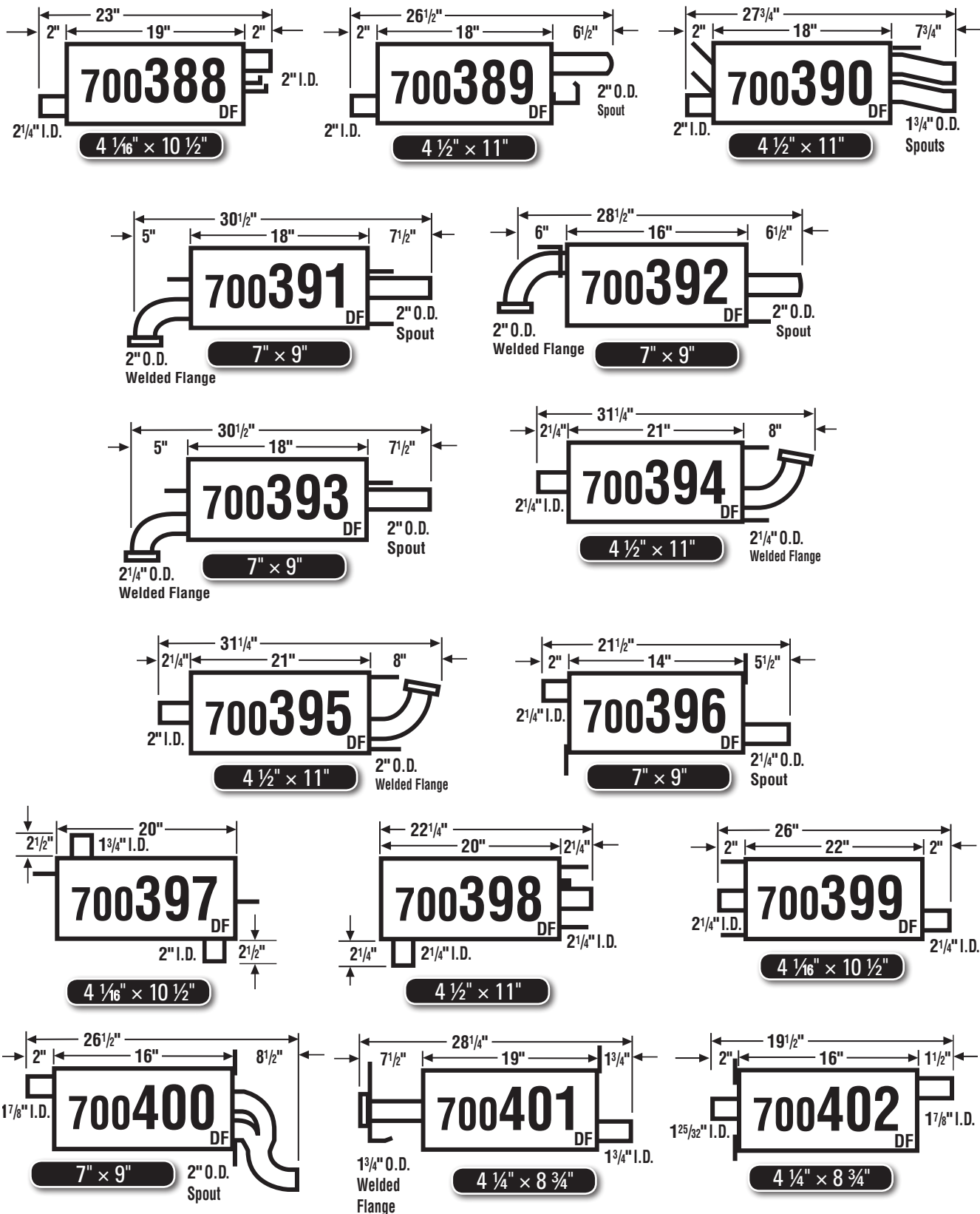
U-DF - Denotes muffler used primarily as Universal, but is also Direct Fit.

DF - Direct Fit Muffler

U - Universal Muffler

HS - Denotes Heat Shield is on muffler.

GENERAL INFO



NOTE: Black area denotes welded head bracket.

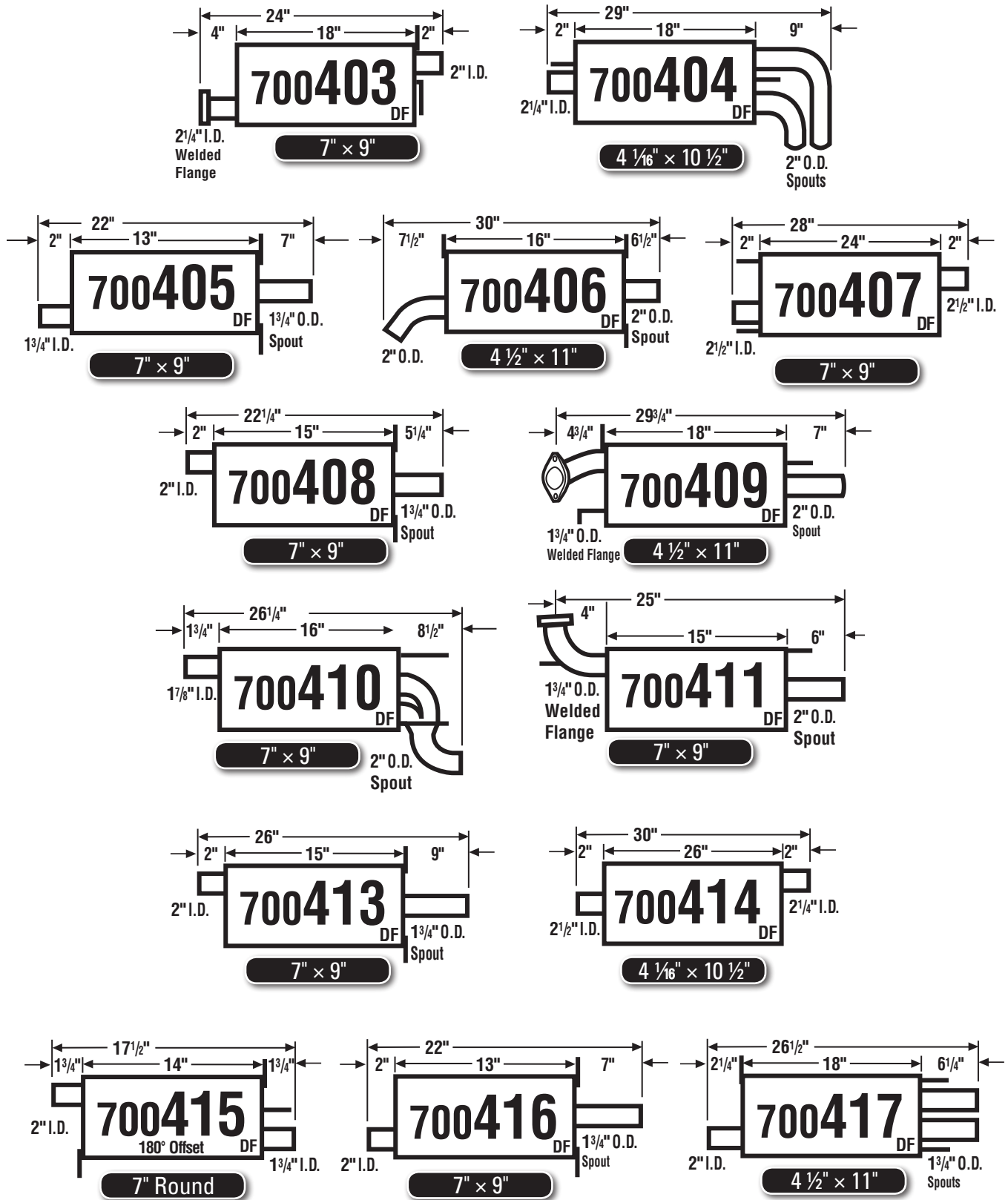
DF-U - Denotes muffler used primarily as Direct Fit, but is also Universal.
U-DF - Denotes muffler used primarily as Universal, but is also Direct Fit.

DF - Direct Fit Muffler
U - Universal Muffler
HS - Denotes Heat Shield is on muffler.

MUFFLER SPECIFICATIONS BY PART NUMBER

MSL MAXIMUM

GENERAL INFO



NOTE: Black area denotes welded head bracket.

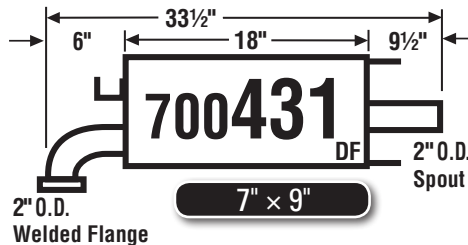
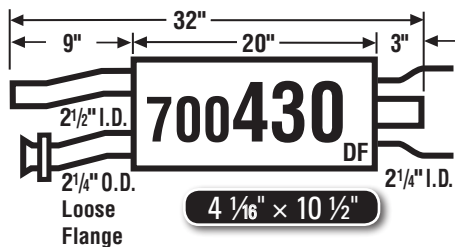
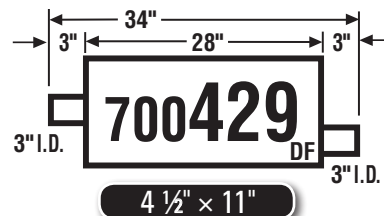
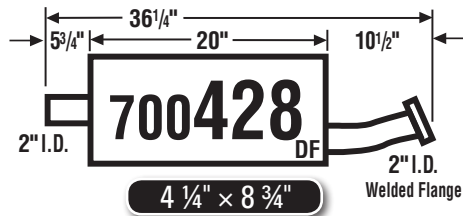
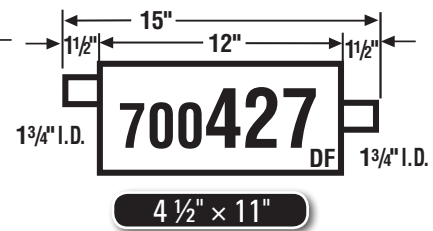
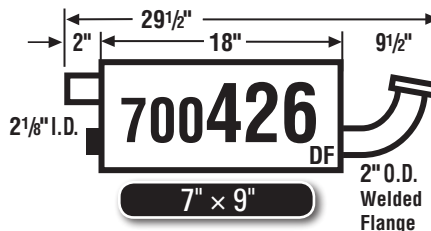
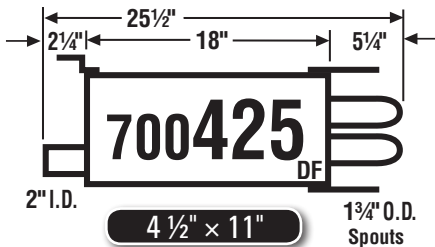
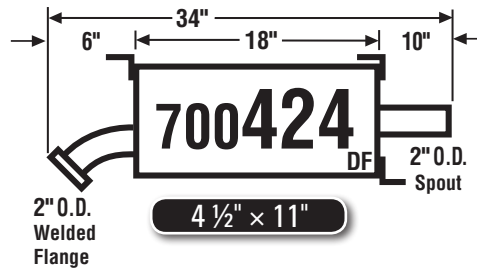
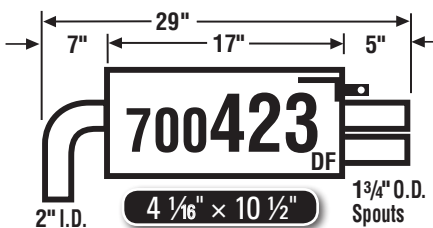
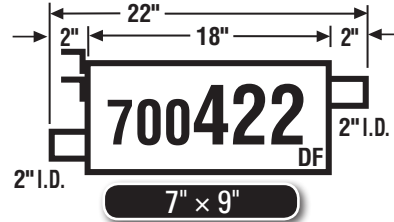
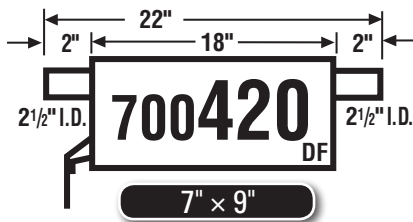
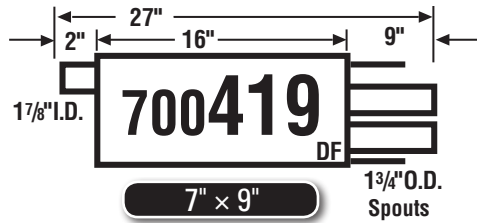
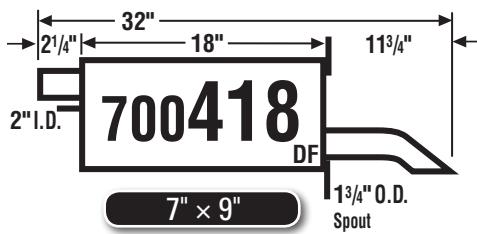
DF-U - Denotes muffler used primarily as Direct Fit, but is also Universal.

U-DF - Denotes muffler used primarily as Universal, but is also Direct Fit.

DF - Direct Fit Muffler

U - Universal Muffler

HS - Denotes Heat Shield is on muffler.



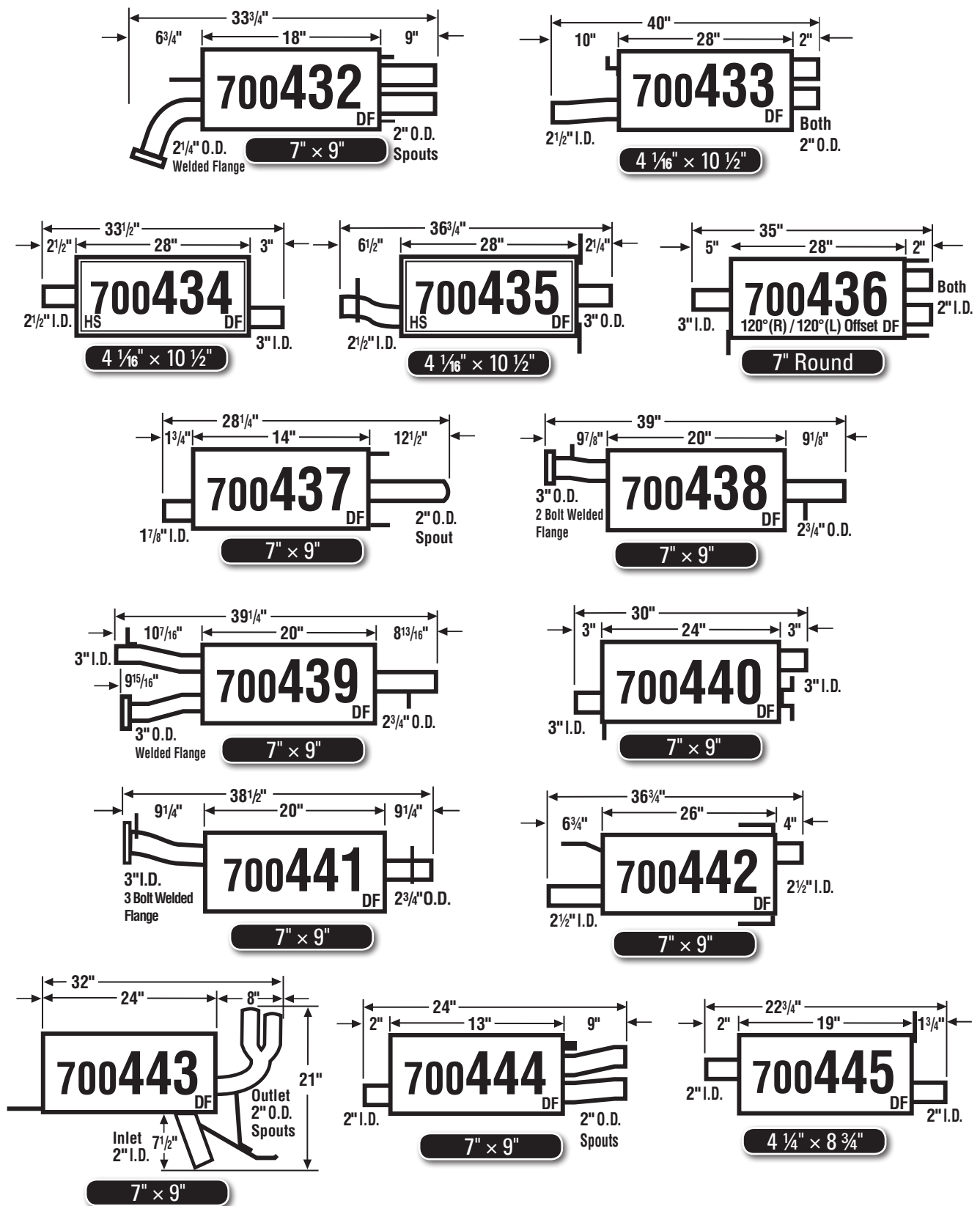
NOTE: Black area denotes welded head bracket.

DF-U - Denotes muffler used primarily as Direct Fit, but is also Universal.
U-DF - Denotes muffler used primarily as Universal, but is also Direct Fit.

DF - Direct Fit Muffler
U - Universal Muffler
HS - Denotes Heat Shield is on muffler.

MUFFLER SPECIFICATIONS BY PART NUMBER

MSL MAXIMUM



NOTE: Black area denotes welded head bracket.

DF-U - Denotes muffler used primarily as Direct Fit, but is also Universal.

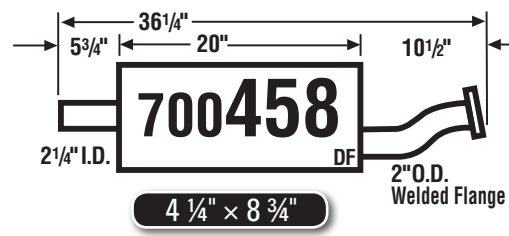
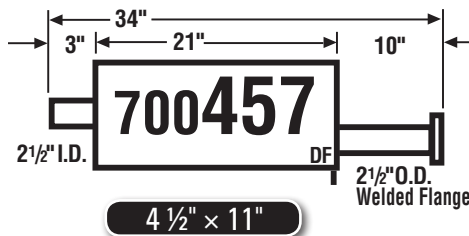
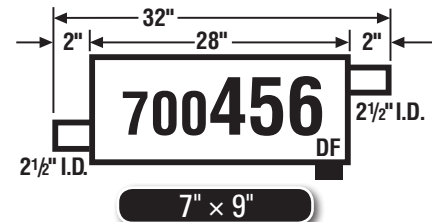
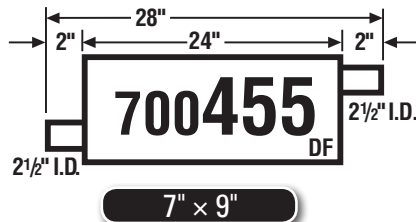
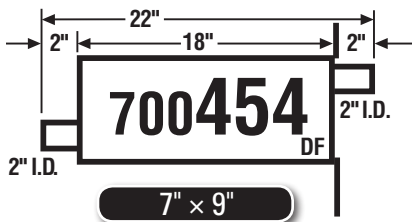
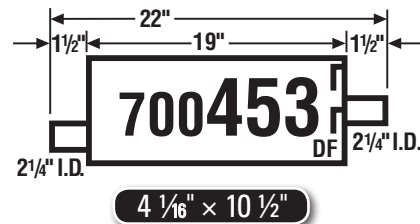

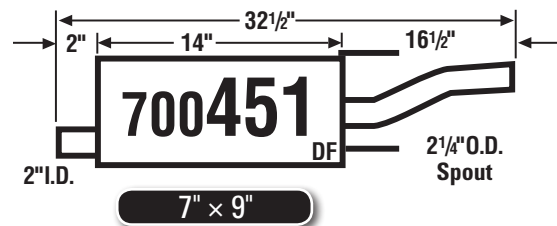
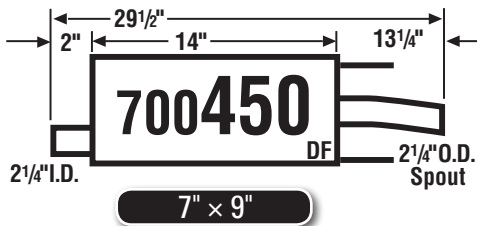
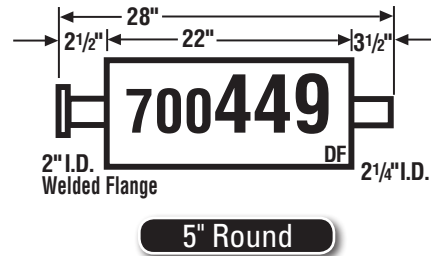
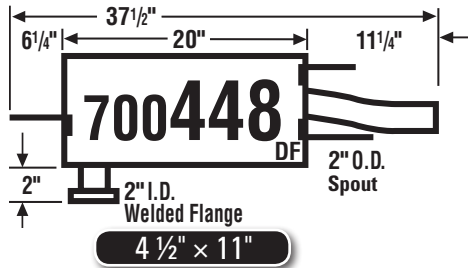
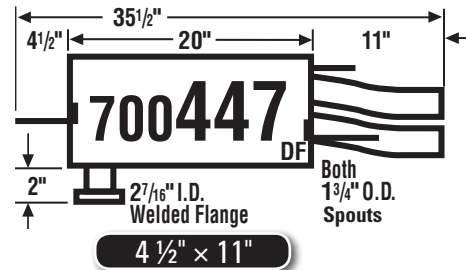
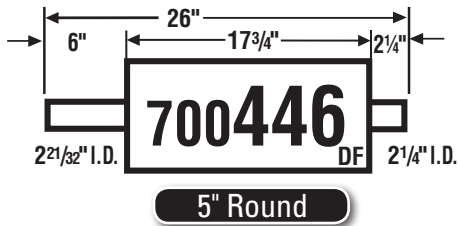
U-DF - Denotes muffler used primarily as Universal, but is also Direct Fit.

DF - Direct Fit Muffler

U - Universal Muffler

HS - Denotes Heat Shield is on muffler.

GENERAL INFO



NOTE: Black area denotes welded head bracket.

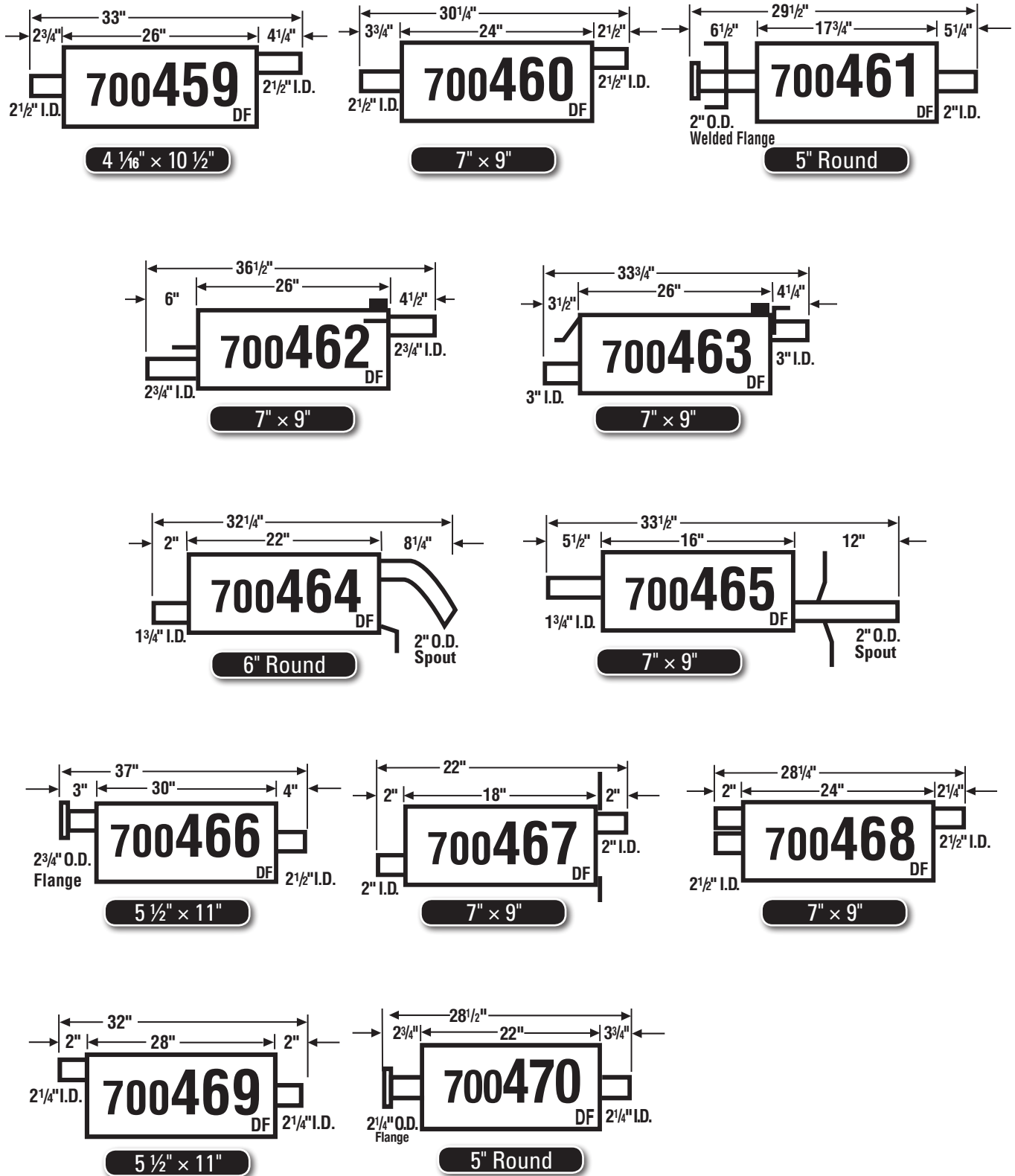
DF-U - Denotes muffler used primarily as Direct Fit, but is also Universal.
U-DF - Denotes muffler used primarily as Universal, but is also Direct Fit.

DF - Direct Fit Muffler
U - Universal Muffler
HS - Denotes Heat Shield is on muffler.

MUFFLER SPECIFICATIONS BY PART NUMBER

TMSL® MAXIMUM

GENERAL INFO



NOTE: Black area denotes welded head bracket.

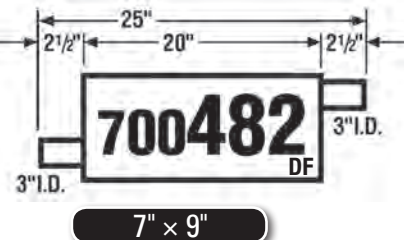
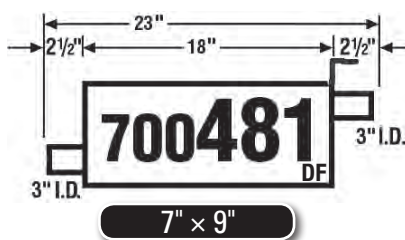
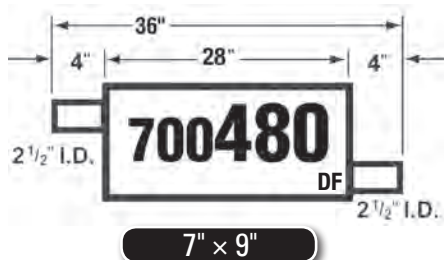
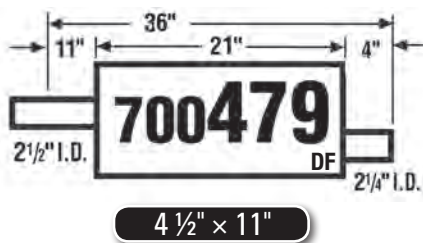
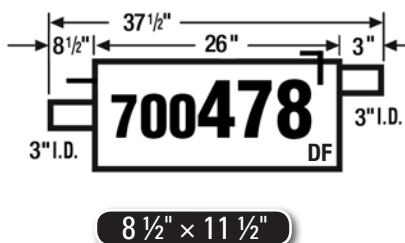
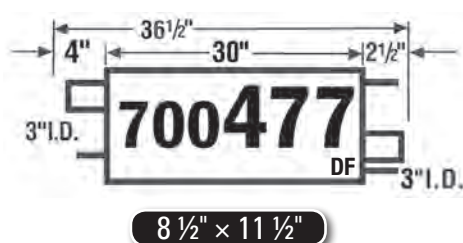
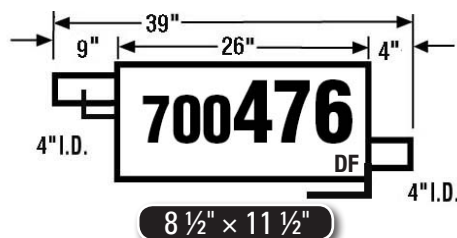
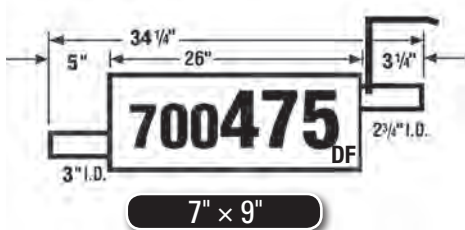
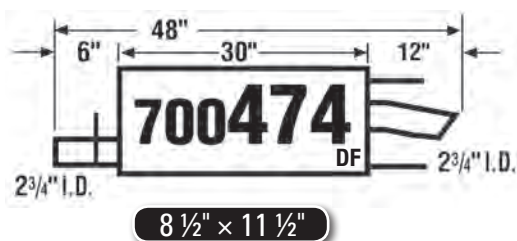
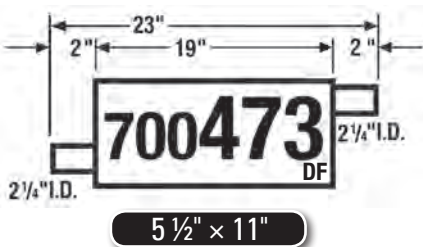
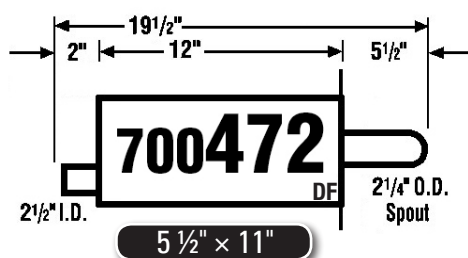
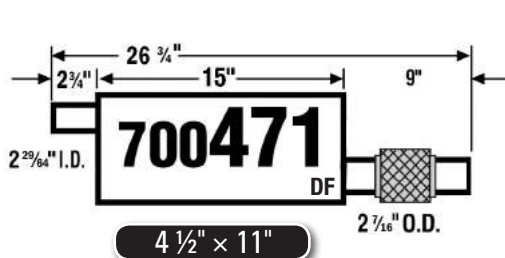
DF-U - Denotes muffler used primarily as Direct Fit, but is also Universal.

U-DF - Denotes muffler used primarily as Universal, but is also Direct Fit.

DF - Direct Fit Muffler

U - Universal Muffler

HS - Denotes Heat Shield is on muffler.



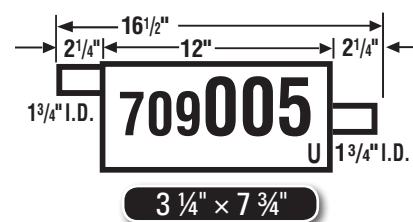
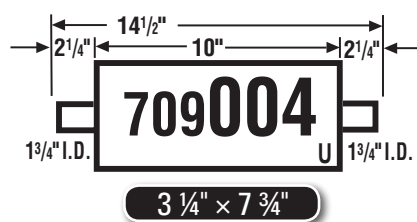
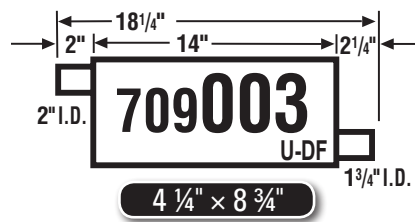
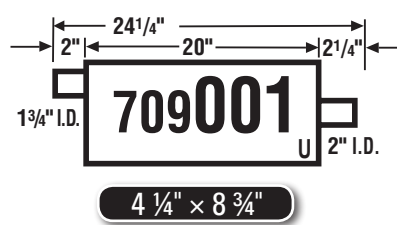
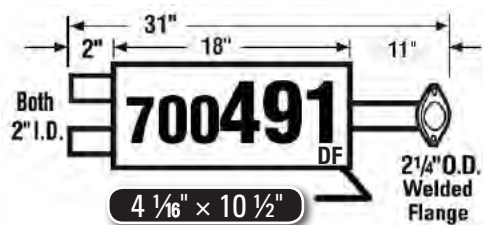
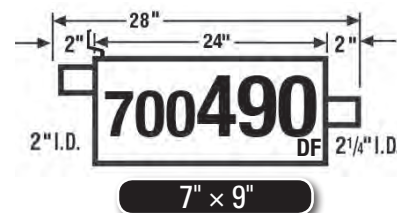
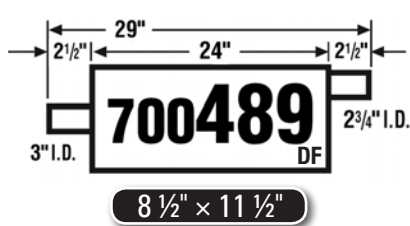
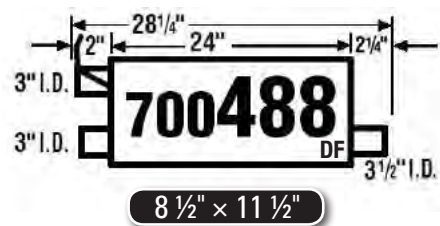
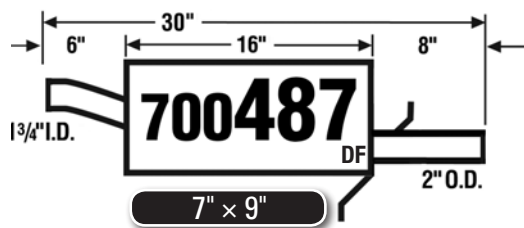
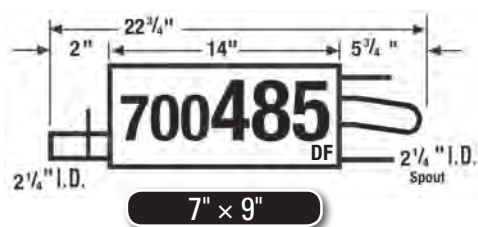
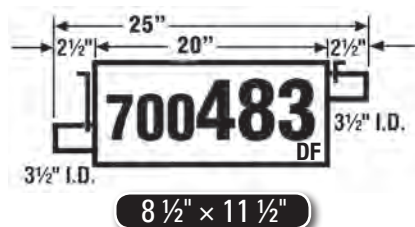
NOTE: Black area denotes welded head bracket.

DF-U - Denotes muffler used primarily as Direct Fit, but is also Universal.
U-DF - Denotes muffler used primarily as Universal, but is also Direct Fit.

DF - Direct Fit Muffler
U - Universal Muffler
HS - Denotes Heat Shield is on muffler.

MUFFLER SPECIFICATIONS BY PART NUMBER

TMSL® MAXIMUM



NOTE: Black area denotes welded head bracket.

DF-U - Denotes muffler used primarily as Direct Fit, but is also Universal.

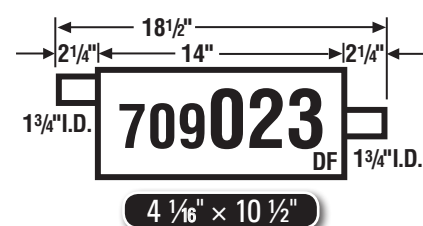
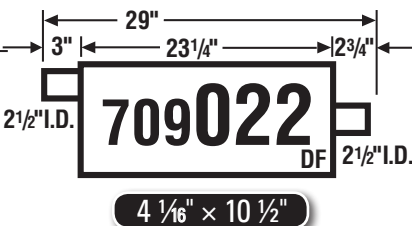
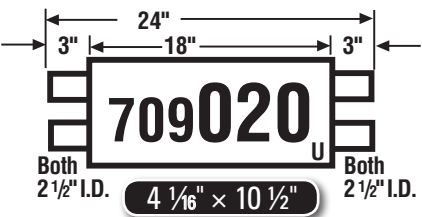
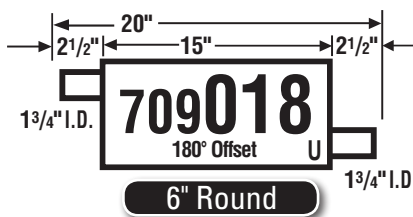
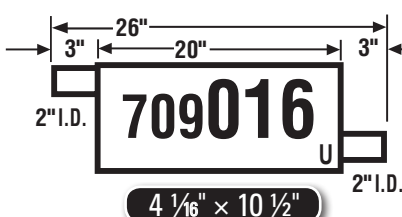
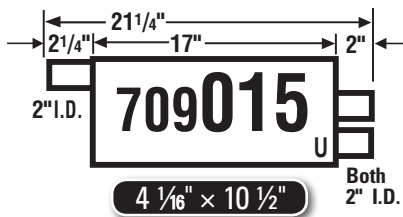
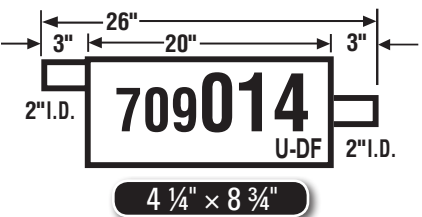
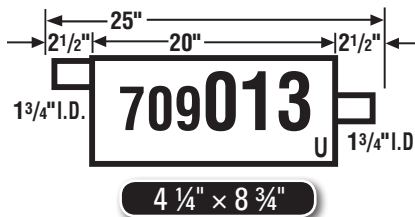
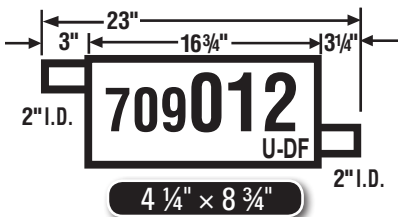
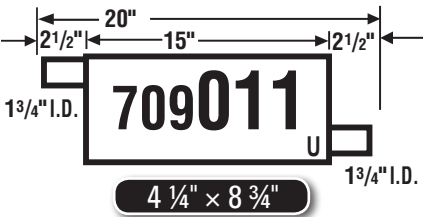
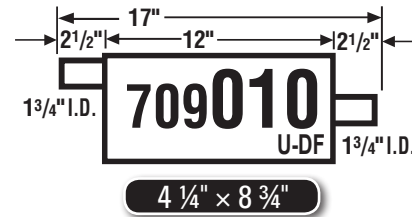
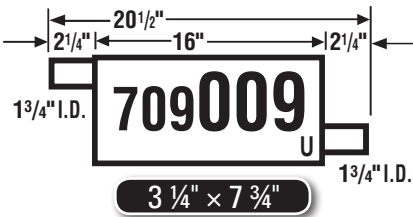
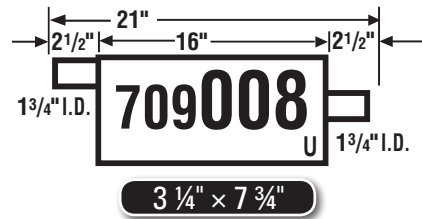
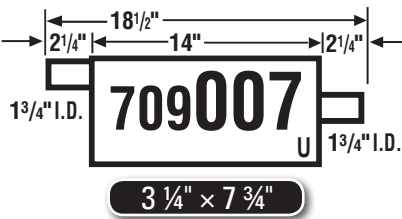
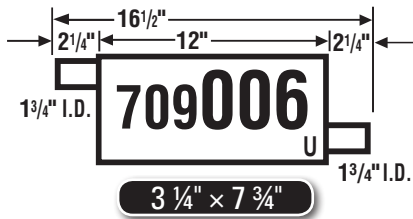
U-DF - Denotes muffler used primarily as Universal, but is also Direct Fit.

DF - Direct Fit Muffler

U - Universal Muffler

HS - Denotes Heat Shield is on muffler.

GENERAL INFO



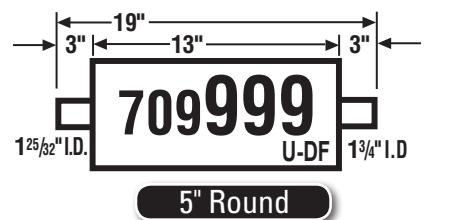
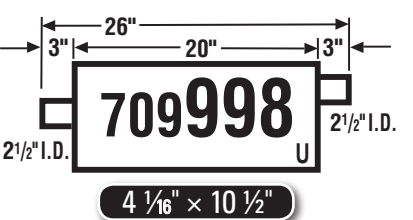
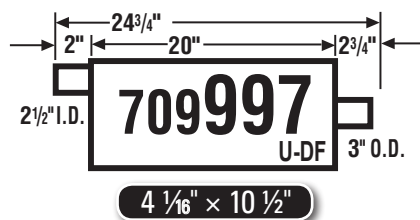
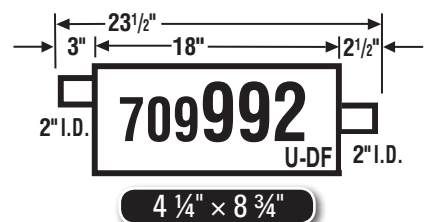
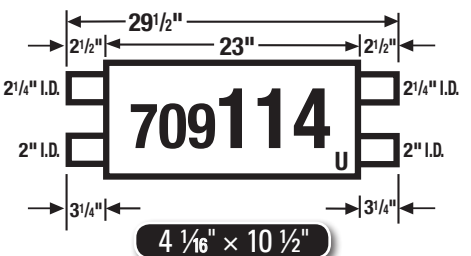
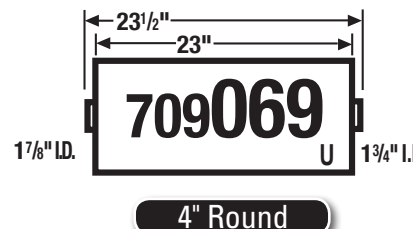
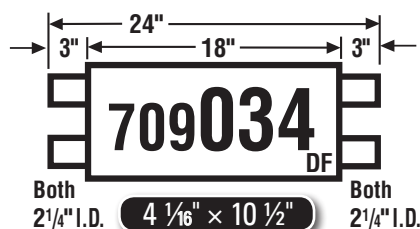
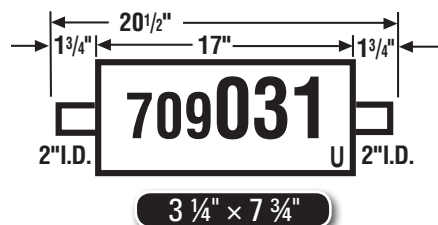
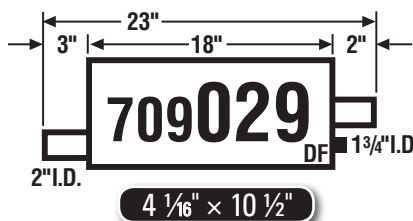
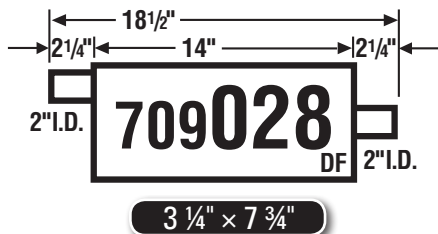
NOTE: Black area denotes welded head bracket.

DF-U - Denotes muffler used primarily as Direct Fit, but is also Universal.
U-DF - Denotes muffler used primarily as Universal, but is also Direct Fit.

DF - Direct Fit Muffler
U - Universal Muffler
HS - Denotes Heat Shield is on muffler.

MUFFLER SPECIFICATIONS BY PART NUMBER

TMSL® MAXIMUM



NOTE: Black area denotes welded head bracket.

DF-U - Denotes muffler used primarily as Direct Fit, but is also Universal.
U-DF - Denotes muffler used primarily as Universal, but is also Direct Fit.

DF - Direct Fit Muffler
U - Universal Muffler
HS - Denotes Heat Shield is on muffler.

GENERAL INFO

MUFFLER DIMENSIONS BY CROSS SECTION

GENERAL INFO

CROSS SECTION	SHELL LGTH.	OVERALL LGTH.	INLET SIZE	INLET TYPE	OUTLET SIZE	OUTLET TYPE	INLET LGTH.	OUTLET LGTH.	CONFIG. TYPE	PART NO.	MUFFLER TYPE
Oval Mufflers											
3.25" X 7.75"	7.50"	11.00"	2.00"	ID	2.00"	ID	1.75"	1.75"	O/O INLINE	3348	CHALLENGE
3.25" X 7.75"	7.50"	11.00"	2.00"	ID	2.00"	ID	1.75"	1.75"	O/O O/O INLINE	700112	MSL
3.25" X 7.75"	9.00"	12.00"	2.00"	ID	2.00"	ID	1.50"	1.50"	O/C	3350	CHALLENGE
3.25" X 7.75"	10.00"	13.00"	2.00"	ID	1.75"	ID	1.50"	1.50"	C/C	2733	CHALLENGE
3.25" X 7.75"	10.00"	13.00"	2.00"	ID	1.75"	ID	1.50"	1.50"	C/C	700049	MSL
3.25" X 7.75"	10.00"	14.50"	1.75"	ID	1.75"	ID	2.25"	2.25"	C/C	709004	MSL
3.25" X 7.75"	10.00"	14.50"	2.00"	ID	2.00"	ID	2.25"	2.25"	O/OO	3008	CHALLENGE
3.25" X 7.75"	10.00"	14.50"	2.00"	ID	2.00"	ID	2.25"	2.25"	O/OO	6555	MSL
3.25" X 7.75"	10.50"	22.63"	1.98"	ID/2.00" OD PIPE	1.97"	OD/2.00" OD PIPE	7.00"	5.13"	C/C	700032	MSL
3.25" X 7.75"	11.00"	14.50"	1.75"	ID	1.88"	ID	2.00"	1.50"	C/C	3329	CHALLENGE
3.25" X 7.75"	11.00"	14.50"	1.75"	ID	1.88"	ID	2.00"	1.50"	C/C	700267	MSL
3.25" X 7.75"	11.00"	16.00"	2.00"	ID	2.00"	ID	2.50"	2.50"	O/OO	690003	BIG MAX TURBO
3.25" X 7.75"	11.00"	16.00"	2.00"	ID	2.00"	ID	2.50"	2.50"	O/C	690008	BIG MAX TURBO
3.25" X 7.75"	11.00"	17.00"	1.50"	ID	1.50"	ID	3.00"	3.00"	O/C	6653	MSL
3.25" X 7.75"	12.00"	16.00"	1.50"	ID	1.50"	ID	2.50"	1.50"	O/OO	6669	MSL
3.25" X 7.75"	12.00"	16.50"	1.75"	ID	1.75"	ID	2.25"	2.25"	O/C	709005	MSL
3.25" X 7.75"	12.00"	16.50"	1.75"	ID	1.75"	ID	2.25"	2.25"	O/OO	709006	MSL
3.25" X 7.75"	12.00"	17.00"	1.50"	ID	1.50"	ID	2.50"	2.50"	O/C	3781	ENFORCER
3.25" X 7.75"	13.00"	16.50"	2.00"	ID	2.00"	ID	1.75"	1.75"	C/O	3161	CHALLENGE
3.25" X 7.75"	13.00"	16.50"	2.00"	ID	2.00"	ID	1.75"	1.75"	C/O	700068	MSL
3.25" X 7.75"	13.00"	17.00"	2.25"	ID	2.25"	ID	2.00"	2.00"	O/OO	6481	BIG MAX TURBO
3.25" X 7.75"	13.00"	17.00"	2.25"	ID	2.25"	ID	2.00"	2.00"	O/C	6486	BIG MAX TURBO
3.25" X 7.75"	13.00"	17.00"	2.50"	ID	2.50"	ID	2.00"	2.00"	O/C	6487	BIG MAX TURBO
3.25" X 7.75"	13.00"	27.50"	1.75"	OD W/ FLANGE	1.50"	OD SPOUT	5.12"	9.38"	O/C	3231	CHALLENGE
3.25" X 7.75"	13.00"	27.50"	1.75"	OD W/ FLANGE	1.50"	OD SPOUT	5.12"	9.38"	O/C	6683	MSL
3.25" X 7.75"	14.00"	18.00"	1.75"	ID	1.75"	ID	2.00"	2.00"	O/C	3750	ENFORCER
3.25" X 7.75"	14.00"	18.50"	1.75"	ID	1.75"	ID	2.25"	2.25"	O/C	709007	MSL
3.25" X 7.75"	14.00"	18.50"	2.00"	ID	2.00"	ID	2.25"	2.25"	O/C	709028	MSL
3.25" X 7.75"	14.00"	19.50"	1.50"	ID	1.50"	ID	2.75"	2.75"	O/C	6651	MSL
3.25" X 7.75"	14.00"	20.00"	2.00"	ID	2.00"	ID	3.00"	3.00"	O/OO	6495	BIG MAX TURBO
3.25" X 7.75"	14.00"	20.00"	2.00"	ID	2.00"	ID	3.00"	3.00"	C/O	6519	BIG MAX TURBO
3.25" X 7.75"	15.50"	21.00"	1.50"	ID	1.50"	ID	3.00"	2.50"	C/C	6659	MSL
3.25" X 7.75"	15.75"	18.75"	1.88"	ID	1.88"	ID	1.50"	1.50"	C/O	3235	CHALLENGE
3.25" X 7.75"	15.75"	18.75"	1.88"	ID	1.88"	ID	1.50"	1.50"	C/O	700093	MSL
3.25" X 7.75"	16.00"	20.50"	1.75"	ID	1.75"	ID	2.25"	2.25"	O/OO	709009	MSL
3.25" X 7.75"	16.00"	21.00"	1.75"	ID	1.75"	ID	2.50"	2.50"	O/C	709008	MSL
3.25" X 7.75"	16.50"	19.75"	1.67"	OD	1.63"	ID	1.75"	1.50"	C/O	3117	CHALLENGE
3.25" X 7.75"	16.50"	19.75"	1.67"	OD	1.63"	ID	1.75"	1.50"	C/O	6674	MSL
3.25" X 7.75"	16.50"	20.50"	2.25"	ID	2.25"	ID	2.00"	2.00"	C/C	3469	CHALLENGE
3.25" X 7.75"	16.50"	20.50"	2.25"	ID	2.25"	ID	2.00"	2.00"	C/C	700281	MSL

MUFFLER DIMENSIONS BY CROSS SECTION



GENERAL INFO

CROSS SECTION	SHELL LGTH.	OVERALL LGTH.	INLET SIZE	INLET TYPE	OUTLET SIZE	OUTLET TYPE	INLET LGTH.	OUTLET LGTH.	CONFIG. TYPE	PART NO.	MUFFLER TYPE
Oval Mufflers											
3.25" X 7.75"	16.50"	21.50"	2.00"	ID	1.63"	ID	3.50"	1.50"	C/O	3352	CHALLENGE
3.25" X 7.75"	16.50"	21.50"	2.00"	ID	1.63"	ID	3.50"	1.50"	C/O	700113	MSL
3.25" X 7.75"	17.00"	20.50"	1.75"	ID	1.75"	ID	2.00"	1.50"	C/O	6559	MSL
3.25" X 7.75"	17.00"	20.50"	2.00"	ID	2.00"	ID	1.75"	1.75"	C/C	709031	MSL
3.25" X 7.75"	17.00"	22.00"	1.50"	ID	1.50"	ID	2.50"	2.50"	O/OO	6652	MSL
3.25" X 7.75"	18.00"	22.00"	2.00"	ID (TWO)	2.25"	ID	2.00"	2.00"	O-OO/C	2545	CHALLENGE
3.25" X 7.75"	18.00"	23.50"	1.78"	ID	1.75"	ID	2.75"	2.75"	O/C	3272	CHALLENGE
3.25" X 7.75"	18.00"	23.50"	1.78"	ID	1.75"	ID	2.75"	2.75"	O/C	700021	MSL
3.25" X 7.75"	18.00"	26.00"	2.66"	ID	2.25"	ID	6.00"	2.00"	C/C	2143	CHALLENGE
3.25" X 7.75"	18.00"	26.00"	2.66"	ID	2.25"	ID	6.00"	2.00"	C/C	700326	MSL
3.25" X 7.75"	18.00"	28.00"	2.62"	ID	2.25"	ID	8.00"	2.00"	C/C	2300	CHALLENGE
3.25" X 7.75"	18.00"	30.75"	2.00"	OD PIPE W/ FLANGE	2.00"	ID	10.50"	2.25"	O/OO	2126	CHALLENGE
3.25" X 7.75"	18.00"	30.75"	2.00"	OD PIPE W/ FLANGE	2.00"	ID	10.50"	2.25"	O/OO	700302	MSL
3.25" X 7.75"	23.00"	31.00"	2.00"	ID	1.75"	ID	4.00"	4.00"	C/O	6521	MSL
3.25" X 7.75"	29.00"	33.75"	2.00"	ID	1.80"	OD	2.38"	2.38"	C/O	6520	MSL
4.06" X 10.50"	12.00"	15.00"	1.63"	ID	1.50"	ID	1.50"	1.50"	O/C	3287	CHALLENGE
4.06" X 10.50"	12.00"	15.00"	1.63"	ID	1.50"	ID	1.50"	1.50"	O/C	6677	MSL
4.06" X 10.50"	12.00"	15.00"	1.63"	ID	1.50"	ID	1.50"	1.50"	O/C	6692	MSL
4.06" X 10.50"	12.00"	16.00"	1.63"	ID	1.50"	ID	2.00"	2.00"	O/C	3449	CHALLENGE
4.06" X 10.50"	12.00"	16.00"	1.63"	ID	1.50"	ID	2.00"	2.00"	O/C	700129	MSL
4.06" X 10.50"	12.00"	19.25"	1.75"	ID	1.63"	OD SPOUT	1.75"	5.50"	O/C	2027	CHALLENGE
4.06" X 10.50"	12.00"	20.00"	1.63"	ID	1.50"	OD SPOUT	1.50"	6.50"	O/C	3285	CHALLENGE
4.06" X 10.50"	12.00"	20.00"	1.63"	ID	1.50"	OD SPOUT	1.50"	6.50"	O/C	6693	MSL
4.06" X 10.50"	12.00"	21.50"	1.75"	ID	2.00"	OD SPOUT	2.00"	7.50"	C/O	2125	CHALLENGE
4.06" X 10.50"	12.00"	21.50"	1.75"	ID	2.00"	OD SPOUT	2.00"	7.50"	C/O	700238	MSL
4.06" X 10.50"	12.00"	21.50"	2.00"	ID	2.00"	OD SPOUT	2.00"	7.50"	C/O	2127	CHALLENGE
4.06" X 10.50"	12.00"	21.50"	2.00"	ID	2.00"	OD SPOUT	2.00"	7.50"	C/O	700239	MSL
4.06" X 10.50"	12.00"	22.50"	2.25"	ID	2.25"	OD SPOUT	2.00"	8.50"	C/C	2159	CHALLENGE
4.06" X 10.50"	12.00"	22.50"	2.25"	ID	2.25"	OD PIPE W/ FLANGE	2.00"	8.50"	C/C	700251	MSL
4.06" X 10.50"	13.00"	19.00"	2.00"	ID	1.75"	ID/1.75"	1.75"	4.25"	R	3069	CHALLENGE
4.06" X 10.50"	13.00"	19.00"	2.00"	ID	1.75"	OD PIPE	1.75"	4.25"	R	6551	MSL
4.06" X 10.50"	14.00"	17.00"	1.50"	ID	1.75"	ID	1.50"	1.50"	D	3433	CHALLENGE
4.06" X 10.50"	14.00"	17.00"	1.50"	ID	1.75"	ID	1.50"	1.50"	D	700275	MSL
4.06" X 10.50"	14.00"	17.50"	2.00"	ID	2.00"	ID	1.75"	1.75"	O/OO	3397	CHALLENGE
4.06" X 10.50"	14.00"	17.50"	2.00"	ID	2.00"	ID	1.75"	1.75"	O/OO	700272	MSL
4.06" X 10.50"	14.00"	18.00"	2.00"	ID	2.00"	ID	2.00"	2.00"	O/C	690501	BIG MAX TURBO
4.06" X 10.50"	14.00"	18.00"	2.25"	ID	2.25"	ID	2.00"	2.00"	O/C	690500	BIG MAX TURBO

MUFFLER DIMENSIONS BY CROSS SECTION

CROSS SECTION	SHELL LGTH.	OVERALL LGTH.	INLET SIZE	INLET TYPE	OUTLET SIZE	OUTLET TYPE	INLET LGTH.	OUTLET LGTH.	CONFIG. TYPE	PART NO.	MUFFLER TYPE
Oval Mufflers - Cont.											
4.06" X 10.50"	14.00"	18.00"	2.50"	ID	2.50"	ID	2.00"	2.00"	O/C	690503	BIG MAX TURBO
4.06" X 10.50"	14.00"	18.25"	1.88"	ID	1.88"	ID	2.25"	2.00"	O/C	2140	CHALLENGE
4.06" X 10.50"	14.00"	18.25"	1.88"	ID	1.88"	ID	2.25"	2.00"	O/C	700357	MSL
4.06" X 10.50"	14.00"	18.50"	1.75"	ID	1.75"	ID	2.25"	2.25"	O/C	709023	MSL
4.06" X 10.50"	14.00"	19.00"	3.00"	ID	3.00"	ID	2.50"	2.50"	O/C	690502	BIG MAX TURBO
4.06" X 10.50"	14.00"	21.00"	2.00"	ID	2.25"	OD SPOUTS (TWO)	2.00"	5.00"	O/C-OO	3442	CHALLENGE
4.06" X 10.50"	14.00"	21.00"	2.50"	ID	2.25"	ID (TWO)	3.50"	3.50"	C/O-OO	690513	BIG MAX TURBO
4.06" X 10.50"	14.00"	21.00"	2.50"	ID	2.50"	ID (TWO)	3.50"	3.50"	C/O-OO	690514	BIG MAX TURBO
4.06" X 10.50"	14.00"	21.00"	3.00"	ID	2.25"	ID (TWO)	3.50"	3.50"	C/O-OO	690510	BIG MAX TURBO
4.06" X 10.50"	14.00"	21.00"	3.00"	ID	2.50"	ID (TWO)	3.50"	3.50"	C/O-OO	690511	BIG MAX TURBO
4.06" X 10.50"	14.00"	24.50"	2.25"	ID	2.25"	OD/2.00" OD PIPE (TWO)	1.50"	9.00"	O/C-OO	3556	CHALLENGE
4.06" X 10.50"	14.00"	25.75"	2.00"	ID	2.00"	OD SPOUT	1.50"	10.25"	O/OO	3555	CHALLENGE
4.06" X 10.50"	14.00"	26.00"	1.75"	OD PIPE W/ FLANGE	1.75"	OD SPOUT	6.00"	6.00"	O/C	2462	CHALLENGE
4.06" X 10.50"	14.00"	27.00"	1.69"	ID	1.75"	OD SPOUT	6.50"	6.50"	O/C	2461	CHALLENGE
4.06" X 10.50"	14.00"	28.00"	1.75"	OD PIPE W/ FLANGE	2.00"	OD SPOUT	6.00"	8.00"	O/C	2523	CHALLENGE
4.06" X 10.50"	14.00"	30.00"	1.69"	ID ON 1.75" OD PIPE	2.00"	OD SPOUT	6.75"	9.25"	O/C	2522	CHALLENGE
4.06" X 10.50"	15.00"	18.50"	1.88"	ID	2.00"	ID	2.00"	1.50"	O/C	5569	SILENTONE
4.06" X 10.50"	15.00"	18.75"	2.25"	ID	2.00"	ID	2.25"	1.50"	O/OO	3176	CHALLENGE
4.06" X 10.50"	15.00"	18.75"	2.25"	ID	2.00"	ID	2.25"	1.50"	O/OO	700073	MSL
4.06" X 10.50"	15.00"	19.00"	1.88"	ID	1.75"	ID	2.00"	2.00"	O/C	3507	CHALLENGE
4.06" X 10.50"	15.00"	19.00"	2.00"	ID	2.00"	ID	2.00"	2.00"	O/OO	2065	CHALLENGE
4.06" X 10.50"	15.00"	19.00"	2.00"	ID	2.00"	ID	2.00"	2.00"	O/OO	700310	MSL
4.06" X 10.50"	15.00"	20.25"	2.25"	ID	2.00"	ID	3.50"	1.75"	O/OO	6563	MSL
4.06" X 10.50"	15.00"	22.00"	2.50"	ID	2.50"	ID	2.00"	5.00"	O/C	3436	CHALLENGE
4.06" X 10.50"	15.00"	22.00"	2.50"	ID	2.50"	ID	2.00"	5.00"	O/C	700277	MSL
4.06" X 10.50"	15.00"	23.50"	2.00"	OD W/ FLANGE	2.00"	ID	6.50"	2.00"	C/O	3513	CHALLENGE
4.06" X 10.50"	15.00"	23.50"	2.00"	OD W/ FLANGE	2.00"	ID	6.50"	2.00"	C/O	700138	MSL
4.06" X 10.50"	15.00"	25.50"	1.88"	ID	2.00"	OD SPOUTS (TWO)	2.00"	8.50"	O/C-OO	3337	CHALLENGE
4.06" X 10.50"	15.00"	25.50"	1.88"	ID	2.00"	OD SPOUTS (TWO)	2.00"	8.50"	O/C-OO	700189	MSL
4.06" X 10.50"	15.00"	26.00"	2.00"	OD W/ FLANGE	2.00"	ID	9.00"	2.00"	C/O	3447	CHALLENGE
4.06" X 10.50"	15.00"	26.00"	2.00"	OD W/ FLANGE	2.00"	ID	9.00"	2.00"	C/O	700279	MSL
4.06" X 10.50"	15.00"	26.00"	2.25"	ID	2.25"	ID	5.50"	5.50"	O/C	3394	CHALLENGE
4.06" X 10.50"	15.00"	26.00"	2.25"	ID	2.25"	ID	5.50"	5.50"	O/C	700120	MSL

MUFFLER DIMENSIONS BY CROSS SECTION



GENERAL INFO

CROSS SECTION	SHELL LGTH.	OVERALL LGTH.	INLET SIZE	INLET TYPE	OUTLET SIZE	OUTLET TYPE	INLET LGTH.	OUTLET LGTH.	CONFIG. TYPE	PART NO.	MUFFLER TYPE
Oval Mufflers - Cont.											
4.06" X 10.50"	15.00"	26.75"	1.88"	OD	2.00"	OD SPOUT	2.00"	9.75"	O/C	3321	CHALLENGE
4.06" X 10.50"	15.00"	26.75"	1.88"	OD	2.00"	OD SPOUT	2.00"	9.75"	O/C	6579	MSL
4.06" X 10.50"	15.00"	27.50"	2.50"	ID	2.25"	ID	6.25"	6.25"	O/C	3395	CHALLENGE
4.06" X 10.50"	15.00"	27.50"	2.50"	ID	2.25"	ID	6.25"	6.25"	O/C	700271	MSL
4.06" X 10.50"	16.00"	19.25"	2.25"	ID	2.25"	ID	1.75"	1.50"	O/OO	3249	CHALLENGE
4.06" X 10.50"	16.00"	19.25"	2.25"	ID	2.25"	ID	1.75"	1.50"	O/OO	700096	MSL
4.06" X 10.50"	16.00"	20.00"	1.75"	ID	1.75"	ID	2.00"	2.00"	O/OO	2049	CHALLENGE
4.06" X 10.50"	16.00"	20.00"	1.75"	ID	1.75"	ID	2.00"	2.00"	O/C	6544	MSL
4.06" X 10.50"	16.00"	20.00"	1.75"	ID	1.75"	ID	2.00"	2.00"	O/OO	700047	MSL
4.06" X 10.50"	16.00"	20.00"	1.75"	ID	1.75"	ID	2.00"	2.00"	O/C	5535	SILENTONE
4.06" X 10.50"	16.00"	20.00"	2.00"	ID	2.00"	ID	2.00"	2.00"	O/C	3467	CHALLENGE
4.06" X 10.50"	16.00"	20.00"	2.00"	ID	2.00"	ID	2.00"	2.00"	O/C	700131	MSL
4.06" X 10.50"	16.00"	22.00"	2.25"	ID	2.25"	ID (TWO)	3.00"	3.00"	C/O-OO	690515	BIG MAX TURBO CHALLENGE
4.06" X 10.50"	16.00"	22.50"	2.00"	OD W/ FLARE & FLANGE	1.75"	ID	5.00"	1.50"	O/OO	3482	CHALLENGE
4.06" X 10.50"	16.00"	22.50"	2.00"	OD W/ FLARE & FLANGE	1.75"	ID	5.00"	1.50"	O/OO	700134	MSL
4.06" X 10.50"	16.00"	24.00"	2.00"	ID	2.00"	OD	2.00"	6.00"	A	3234	CHALLENGE
4.06" X 10.50"	16.00"	24.00"	2.00"	ID	2.00"	OD	2.00"	6.00"	A	700092	MSL
4.06" X 10.50"	16.00"	27.75"	2.25"	ID	2.00"	OD SPOUT	2.00"	9.75"	O/C	3438	CHALLENGE
4.06" X 10.50"	16.00"	27.75"	2.25"	ID	2.00"	OD SPOUT	2.00"	9.75"	O/C	700278	MSL
4.06" X 10.50"	16.00"	30.00"	1.75"	ID	1.75"	OD SPOUT	2.00"	12.00"	O/C	3071	CHALLENGE
4.06" X 10.50"	16.00"	30.00"	1.75"	ID	1.75"	OD SPOUT	2.00"	12.00"	O/C	700063	MSL
4.06" X 10.50"	17.00"	20.00"	2.00"	ID	2.00"	ID	1.50"	1.50"	O/C	3216	CHALLENGE
4.06" X 10.50"	17.00"	20.00"	2.00"	ID	2.00"	ID	1.50"	1.50"	O/C	3787	ENFORCER
4.06" X 10.50"	17.00"	20.00"	2.00"	ID	2.00"	ID	1.50"	1.50"	O/C	6560	MSL
4.06" X 10.50"	17.00"	20.00"	2.25"	ID	2.00"	ID	1.50"	1.50"	O/OO	3251	CHALLENGE
4.06" X 10.50"	17.00"	20.00"	2.25"	ID	2.00"	ID	1.50"	1.50"	O/OO	6587	MSL
4.06" X 10.50"	17.00"	20.25"	1.75"	ID	2.00"	ID (TWO)	1.75"	1.50"	O/C-OO	6561	MSL
4.06" X 10.50"	17.00"	20.25"	2.00"	ID	2.00"	ID (TWO)	1.75"	1.50"	O/C-OO	5545	SILENTONE
4.06" X 10.50"	17.00"	20.25"	2.25"	ID	2.00"	ID	1.50"	1.75"	O/OO	6548	MSL
4.06" X 10.50"	17.00"	21.25"	2.00"	ID	2.00"	ID (TWO)	2.25"	2.00"	O/C-OO	709015	MSL
4.06" X 10.50"	17.00"	21.25"	2.25"	ID	2.00"	ID	2.25"	2.00"	O/C	5556	SILENTONE
4.06" X 10.50"	17.00"	21.25"	2.25"	ID	2.12"	OD	2.00"	2.25"	O/OO	3320	CHALLENGE
4.06" X 10.50"	17.00"	21.25"	2.25"	ID	2.12"	OD	2.00"	2.25"	O/OO	700011	MSL
4.06" X 10.50"	17.00"	22.00"	2.00"	ID	2.00"	ID	1.50"	3.50"	O/C	5555	SILENTONE
4.06" X 10.50"	17.00"	22.25"	1.75"	ID	2.00"	ID	2.88"	2.38"	O/OO	6516	MSL
4.06" X 10.50"	17.00"	24.00"	2.25"	ID	1.75"	OD SPOUTS (TWO)	1.50"	5.50"	O/C-OO	2034	CHALLENGE
4.06" X 10.50"	17.00"	25.75"	2.25"	ID	2.25"	OD SPOUT	2.75"	6.00"	C/O	2081	CHALLENGE
4.06" X 10.50"	17.00"	25.75"	2.25"	ID	2.25"	OD SPOUT	2.75"	6.00"	C/O	700191	MSL

MUFFLER DIMENSIONS BY CROSS SECTION

GENERAL INFO

CROSS SECTION	SHELL LGTH.	OVERALL LGTH.	INLET SIZE	INLET TYPE	OUTLET SIZE	OUTLET TYPE	INLET LGTH.	OUTLET LGTH.	CONFIG. TYPE	PART NO.	MUFFLER TYPE
Oval Mufflers - Cont.											
4.06" X 10.50"	17.00"	27.00"	2.00"	OD PIPE W/ FLANGE	2.00"	OD SPOUT	6.00"	4.00"	O/C	2445	CHALLENGE
4.06" X 10.50"	17.00"	27.50"	2.00"	OD PIPE W/ FLANGE	2.00"	OD SPOUT	5.25"	5.25"	O/C	2448	CHALLENGE
4.06" X 10.50"	17.00"	27.75"	2.00"	ID	2.00"	OD SPOUT	1.50"	9.25"	O/C	700060	MSL
4.06" X 10.50"	17.00"	28.00"	2.00"	OD PIPE W/ FLANGE	2.00"	OD SPOUT	6.75"	4.25"	O/C	2444	CHALLENGE
4.06" X 10.50"	17.00"	28.00"	2.00"	OD PIPE W/ FLANGE	2.00"	OD SPOUT	6.50"	4.50"	O/C	2449	CHALLENGE
4.06" X 10.50"	17.00"	28.00"	2.00"	ID	2.00"	OD SPOUTS (TWO)	1.75"	9.25"	O/C-OO	3217	CHALLENGE
4.06" X 10.50"	17.00"	28.00"	2.00"	ID	2.00"	OD SPOUTS (TWO)	1.75"	9.25"	O/C-OO	6575	MSL
4.06" X 10.50"	17.00"	29.50"	2.00"	ID/2.00" OD PIPE	1.75"	OD SPOUTS (TWO)	7.00"	5.50"	O/C-OO	2443	CHALLENGE
4.06" X 10.50"	17.00"	29.50"	2.00"	ID/2.00" OD PIPE	1.75"	OD SPOUTS (TWO)	7.00"	5.50"	O/C-OO	700423	MSL
4.06" X 10.50"	17.00"	29.62"	2.00"	ID	2.00"	OD SPOUTS (TWO)	2.00"	10.62"	O/C-OO	3435	CHALLENGE
4.06" X 10.50"	17.00"	30.75"	2.00"	ID	2.00"	OD SPOUTS (TWO)	1.75"	12.00"	O/C-OO	3421	CHALLENGE
4.06" X 10.50"	17.00"	30.75"	2.00"	ID	2.00"	OD SPOUTS (TWO)	1.75"	12.00"	O/C-OO	700363	MSL
4.06" X 10.50"	18.00"	21.00"	2.00"	ID	2.00"	ID	1.50"	1.50"	O/OO	2121	CHALLENGE
4.06" X 10.50"	18.00"	21.00"	2.00"	ID	2.00"	ID	1.50"	1.50"	O/OO	3308	CHALLENGE
4.06" X 10.50"	18.00"	21.00"	2.00"	ID	2.00"	ID	1.50"	1.50"	O/OO	700237	MSL
4.06" X 10.50"	18.00"	21.00"	2.00"	ID	2.00"	ID	1.50"	1.50"	O/OO	700015	MSL
4.06" X 10.50"	18.00"	21.50"	2.00"	ID	2.00"	ID	1.75"	1.75"	O/C	6691	MSL
4.06" X 10.50"	18.00"	21.75"	2.00"	ID	2.00"	ID	1.75"	2.00"	O/OO	3253	CHALLENGE
4.06" X 10.50"	18.00"	21.75"	2.00"	ID	2.00"	ID	1.75"	2.00"	O/OO	700098	MSL
4.06" X 10.50"	18.00"	22.00"	2.25"	ID	2.00"	ID	2.00"	2.00"	O/OO	2247	CHALLENGE
4.06" X 10.50"	18.00"	22.00"	2.25"	ID	2.00"	ID (TWO)	2.00"	2.00"	Y	3162	CHALLENGE
4.06" X 10.50"	18.00"	22.00"	2.25"	ID	2.00"	ID (TWO)	2.00"	2.00"	Y	700069	MSL
4.06" X 10.50"	18.00"	22.25"	2.00"	ID	1.75"	ID	2.75"	1.50"	O/OO	3154	CHALLENGE
4.06" X 10.50"	18.00"	22.25"	2.00"	ID	1.75"	ID	2.75"	1.50"	O/OO	6556	MSL
4.06" X 10.50"	18.00"	22.50"	2.25"	ID	2.00"	ID	2.50"	2.00"	O/OO	2086	CHALLENGE
4.06" X 10.50"	18.00"	22.50"	2.25"	ID	2.00"	ID	2.50"	2.00"	O/OO	2087	CHALLENGE
4.06" X 10.50"	18.00"	22.50"	2.25"	ID	2.00"	ID	2.00"	2.50"	O/OO	2976	CHALLENGE
4.06" X 10.50"	18.00"	22.50"	2.25"	ID	2.00"	ID	2.50"	2.00"	O/OO	700171	MSL
4.06" X 10.50"	18.00"	22.50"	2.25"	ID	2.00"	ID	2.50"	2.00"	O/OO	700172	MSL
4.06" X 10.50"	18.00"	22.50"	2.25"	ID	2.00"	ID	2.00"	2.50"	O/OO	6543	MSL
4.06" X 10.50"	18.00"	22.50"	2.25"	ID	2.25"	ID	2.00"	2.50"	O/OO	2995	CHALLENGE
4.06" X 10.50"	18.00"	22.50"	2.25"	ID	2.25"	ID	2.00"	2.50"	O/OO	3439	CHALLENGE
4.06" X 10.50"	18.00"	22.50"	2.25"	ID	2.25"	ID	2.00"	2.50"	O/OO	700056	MSL
4.06" X 10.50"	18.00"	22.50"	2.25"	ID	2.25"	ID	2.00"	2.50"	O/OO	6578	MSL
4.06" X 10.50"	18.00"	22.50"	2.50"	ID	2.25"	ID	2.00"	2.50"	O/OO	2977	CHALLENGE

MUFFLER DIMENSIONS BY CROSS SECTION



GENERAL INFO

CROSS SECTION	SHELL LGTH.	OVERALL LGTH.	INLET SIZE	INLET TYPE	OUTLET SIZE	OUTLET TYPE	INLET LGTH.	OUTLET LGTH.	CONFIG. TYPE	PART NO.	MUFFLER TYPE
Oval Mufflers - Cont.											
4.06" X 10.50"	18.00"	23.00"	2.00"	ID	2.00"	ID	2.50"	2.50"	O/C	3179	CHALLENGE
4.06" X 10.50"	18.00"	23.00"	2.00"	ID	2.00"	ID	2.50"	2.50"	O/C	700075	MSL
4.06" X 10.50"	18.00"	23.00"	2.50"	ID	2.25"	ID	2.50"	2.50"	O/OO	3579	CHALLENGE
4.06" X 10.50"	18.00"	23.00"	2.50"	ID	2.25"	ID	2.50"	2.50"	O/OO	700166	MSL
4.06" X 10.50"	18.00"	23.25"	2.00"	ID	2.00"	ID	3.50"	1.75"	O/OO	6553	MSL
4.06" X 10.50"	18.00"	24.00"	2.25"	ID (TWO)	2.25"	ID (TWO)	3.00"	3.00"	E	690524	BIG MAX TURBO
4.06" X 10.50"	18.00"	24.00"	2.25"	ID (TWO)	2.25"	ID (TWO)	3.00"	3.00"	E	709034	MSL
4.06" X 10.50"	18.00"	24.00"	2.50"	ID (TWO)	2.50"	ID (TWO)	3.00"	3.00"	E	709020	MSL
4.06" X 10.50"	18.00"	25.00"	2.00"	ID	2.00"	OD	3.00"	4.00"	O/C	3196	CHALLENGE
4.06" X 10.50"	18.00"	25.00"	2.00"	ID	2.00"	OD	3.00"	4.00"	O/C	700080	MSL
4.06" X 10.50"	18.00"	26.75"	2.00"	ID/2.00" OD PIPE	2.00"	ID	6.75"	2.00"	O/C	2138	CHALLENGE
4.06" X 10.50"	18.00"	26.75"	2.00"	ID/2.00" OD PIPE	2.00"	ID	6.75"	2.00"	O/C	700245	MSL
4.06" X 10.50"	18.00"	27.00"	3.00"	ID	3.00"	ID	4.50"	4.50"	O/C	5568	SILENTONE
4.06" X 10.50"	18.00"	28.50"	2.00"	ID	2.00"	OD SPOUTS (TWO)	2.00"	8.50"	O/C-OO	3401	CHALLENGE
4.06" X 10.50"	18.00"	28.50"	2.00"	ID	2.00"	OD SPOUTS (TWO)	2.00"	8.50"	O/C-OO	700122	MSL
4.06" X 10.50"	18.00"	28.50"	2.25"	ID	2.00"	OD SPOUTS (TWO)	2.00"	8.50"	O/C-OO	3356	CHALLENGE
4.06" X 10.50"	18.00"	28.50"	2.25"	ID	2.00"	OD SPOUTS (TWO)	2.00"	8.50"	O/C-OO	700115	MSL
4.06" X 10.50"	18.00"	29.00"	2.25"	ID	2.00"	OD SPOUTS (TWO)	2.00"	9.00"	C/O-OO	2394	CHALLENGE
4.06" X 10.50"	18.00"	29.00"	2.25"	ID	2.00"	OD SPOUTS (TWO)	2.00"	9.00"	C/O-OO	700404	MSL
4.06" X 10.50"	18.00"	29.50"	2.25"	ID	2.00"	OD SPOUT	2.00"	9.50"	O/OO	2019	CHALLENGE
4.06" X 10.50"	18.00"	29.50"	2.25"	ID	2.00"	OD SPOUT	2.00"	9.50"	O/OO	700145	MSL
4.06" X 10.50"	18.00"	31.00"	2.00"	ID (TWO)	2.25"	OD PIPE W/ FLANGE	2.00"	11.00"	O-OO/C	2701	CHALLENGE
4.06" X 10.50"	18.00"	31.00"	2.00"	ID (TWO)	2.25"	OD PIPE W/ FLANGE	2.00"	11.00"	O-OO/C	700491	MSL
4.06" X 10.50"	18.00"	33.62"	2.00"	ID	2.00"	OD SPOUT	2.00"	13.62"	O/C	3420	CHALLENGE
4.06" X 10.50"	18.00"	33.62"	2.00"	ID	2.00"	OD SPOUT	2.00"	13.62"	O/C	3297	CHALLENGE
4.06" X 10.50"	18.00"	33.62"	2.00"	ID	2.00"	OD SPOUT	2.00"	13.62"	O/C	3593	CHALLENGE
4.06" X 10.50"	18.00"	33.62"	2.00"	ID	2.00"	OD SPOUT	2.00"	13.62"	O/C	6588	MSL
4.06" X 10.50"	18.00"	33.75"	2.00"	ID	2.00"	OD SPOUTS (TWO)	2.00"	13.75"	O/C-OO	3398	CHALLENGE
4.06" X 10.50"	18.00"	33.75"	2.00"	ID	2.00"	OD SPOUTS (TWO)	2.00"	13.75"	O/C-OO	6589	MSL

MUFFLER DIMENSIONS BY CROSS SECTION

CROSS SECTION	SHELL LGTH.	OVERALL LGTH.	INLET SIZE	INLET TYPE	OUTLET SIZE	OUTLET TYPE	INLET LGTH.	OUTLET LGTH.	CONFIG. TYPE	PART NO.	MUFFLER TYPE
Oval Mufflers - Cont.											
4.06" X 10.50"	19.00"	22.00"	2.00"	ID	1.75"	ID	1.50"	1.50"	O/C	3441	CHALLENGE
4.06" X 10.50"	19.00"	22.00"	2.00"	ID	1.75"	ID (TWO)	1.50"	1.50"	O/C-OO	3440	CHALLENGE
4.06" X 10.50"	19.00"	22.00"	2.00"	ID	1.75"	ID	1.50"	1.50"	O/C	700025	MSL
4.06" X 10.50"	19.00"	22.00"	2.00"	ID	1.75"	ID (TWO)	1.50"	1.50"	O/C-OO	700128	MSL
4.06" X 10.50"	19.00"	22.00"	2.25"	ID	2.25"	ID	1.50"	1.50"	O/C	2483	CHALLENGE
4.06" X 10.50"	19.00"	22.00"	2.25"	ID	2.25"	ID	1.50"	1.50"	O/C	3236	CHALLENGE
4.06" X 10.50"	19.00"	22.00"	2.25"	ID	2.25"	ID	1.50"	1.50"	O/C	700453	MSL
4.06" X 10.50"	19.00"	22.00"	2.25"	ID	2.25"	ID	1.50"	1.50"	O/C	700045	MSL
4.06" X 10.50"	19.00"	22.50"	2.50"	ID	2.50"	ID	1.75"	1.75"	O/OO	3218	CHALLENGE
4.06" X 10.50"	19.00"	22.50"	2.50"	ID	2.50"	ID	1.75"	1.75"	O/OO	700087	MSL
4.06" X 10.50"	19.00"	22.75"	2.00"	ID	2.00"	ID	1.75"	2.00"	O/OO	2197	CHALLENGE
4.06" X 10.50"	19.00"	22.75"	2.00"	ID	2.00"	ID	1.75"	2.00"	O/OO	2198	CHALLENGE
4.06" X 10.50"	19.00"	22.75"	2.00"	ID	2.00"	ID	2.25"	1.50"	O/C	6562	MSL
4.06" X 10.50"	19.00"	22.75"	2.00"	ID	2.00"	ID	1.75"	2.00"	O/OO	700255	MSL
4.06" X 10.50"	19.00"	22.75"	2.00"	ID	2.00"	ID	1.75"	2.00"	O/OO	700256	MSL
4.06" X 10.50"	19.00"	23.00"	2.00"	ID	2.00"	ID	2.00"	2.00"	O/C	2139	CHALLENGE
4.06" X 10.50"	19.00"	23.00"	2.00"	ID	2.00"	ID	2.00"	2.00"	O/C	700185	MSL
4.06" X 10.50"	19.00"	23.00"	2.25"	ID	2.00"	ID	2.00"	2.00"	O/OO	2377	CHALLENGE
4.06" X 10.50"	19.00"	23.00"	2.25"	ID	2.00"	ID	2.00"	2.00"	O/OO	700388	MSL
4.06" X 10.50"	19.00"	23.00"	2.25"	ID	2.00"	ID (TWO)	2.00"	2.00"	O/C-OO	6570	MSL
4.06" X 10.50"	19.00"	23.00"	2.25"	ID	2.25"	ID	2.00"	2.00"	C/O	3032	CHALLENGE
4.06" X 10.50"	19.00"	23.00"	2.25"	ID	2.25"	ID	2.00"	2.00"	C/O	6541	MSL
4.06" X 10.50"	19.00"	23.00"	2.25"	ID	2.50"	ID	2.25"	1.75"	C/O	3034	CHALLENGE
4.06" X 10.50"	19.00"	23.00"	2.25"	ID	2.50"	ID	2.25"	1.75"	C/O	700059	MSL
4.06" X 10.50"	19.00"	23.00"	2.25"	ID	2.50"	ID	2.00"	2.00"	C/O	5543	SILENTONE
4.06" X 10.50"	19.00"	23.00"	2.50"	ID	2.25"	ID	2.00"	2.00"	O/C	3599	CHALLENGE
4.06" X 10.50"	19.00"	23.00"	2.50"	ID	2.25"	ID	2.00"	2.00"	O/C	700020	MSL
4.06" X 10.50"	19.00"	23.00"	2.50"	ID	2.25"	ID	1.75"	2.25"	O/C	6532	MSL
4.06" X 10.50"	19.00"	23.50"	2.50"	ID	2.00"	ID (TWO)	2.25"	2.25"	C/O-OO	3123	CHALLENGE
4.06" X 10.50"	19.00"	23.50"	2.50"	ID	2.00"	ID (TWO)	2.25"	2.25"	C/O-OO	700065	MSL
4.06" X 10.50"	19.00"	23.50"	2.50"	ID	2.00"	ID (TWO)	2.25"	2.25"	C/O-OO	5542	SILENTONE
4.06" X 10.50"	19.00"	23.75"	2.00"	ID	2.00"	ID	2.50"	2.25"	A	3006	CHALLENGE
4.06" X 10.50"	19.00"	23.75"	2.00"	ID	2.00"	ID	2.50"	2.25"	A	6540	MSL
4.06" X 10.50"	19.00"	23.75"	2.25"	ID	2.00"	ID	2.50"	2.25"	A	3005	CHALLENGE
4.06" X 10.50"	19.00"	23.75"	2.25"	ID	2.00"	ID	2.50"	2.25"	A	700057	MSL
4.06" X 10.50"	19.00"	24.00"	2.25"	ID	2.50"	ID (TWO)	2.50"	2.50"	Y	3310	CHALLENGE
4.06" X 10.50"	19.00"	24.00"	2.25"	ID	2.50"	ID (TWO)	2.50"	2.50" (BOTH)	Y	6584	MSL
4.06" X 10.50"	19.00"	24.00"	2.50"	ID	2.50"	ID (TWO)	2.50"	2.50"	Y	3228	CHALLENGE
4.06" X 10.50"	19.00"	24.00"	2.50"	ID	2.50"	ID (TWO)	2.50"	2.50"	Y	700359	MSL
4.06" X 10.50"	19.00"	24.00"	2.50"	ID	2.50"	ID (TWO)	2.50"	2.50"	Y	5546	SILENTONE
4.06" X 10.50"	19.00"	24.75"	2.00"	ID	2.00"	OD	2.50"	3.25"	O/C	3264	CHALLENGE
4.06" X 10.50"	19.00"	24.75"	2.00"	ID	2.00"	OD	2.50"	3.25"	O/C	6572	MSL
4.06" X 10.50"	19.00"	24.75"	2.25"	ID	2.00"	OD	2.50"	3.25"	O/C	3265	CHALLENGE
4.06" X 10.50"	19.00"	24.75"	2.25"	ID	2.00"	OD	2.50"	3.25"	O/C	700102	MSL
4.06" X 10.50"	19.00"	24.75"	2.25"	ID	2.00"	OD	2.50"	3.25"	O/C	5548	SILENTONE

MUFFLER DIMENSIONS BY CROSS SECTION



GENERAL INFO

CROSS SECTION	SHELL LGTH.	OVERALL LGTH.	INLET SIZE	INLET TYPE	OUTLET SIZE	OUTLET TYPE	INLET LGTH.	OUTLET LGTH.	CONFIG. TYPE	PART NO.	MUFFLER TYPE
Oval Mufflers - Cont.											
4.06" X 10.50"	19.00"	25.50"	2.50"	ID	2.00"	OD (TWO)	2.25"	4.25"	C/O-OO	3108	CHALLENGE
4.06" X 10.50"	19.00"	25.50"	2.50"	ID	2.00"	OD (TWO)	2.25"	4.25"	C/O-OO	6557	MSL
4.06" X 10.50"	19.00"	26.00"	2.00"	ID	2.00"	ID	3.50"	3.50"	O/C	3776	ENFORCER
4.06" X 10.50"	19.00"	26.00"	2.00"	ID	2.00"	ID	3.50"	3.50"	O/OO	3778	ENFORCER
4.06" X 10.50"	19.00"	26.00"	2.25"	ID	2.00"	ID	3.50"	3.50"	O/C	3777	ENFORCER
4.06" X 10.50"	19.00"	26.00"	2.25"	ID	2.00"	ID	3.50"	3.50"	O/OO	3775	ENFORCER
4.06" X 10.50"	19.00"	26.00"	2.25"	ID	2.25"	ID	3.50"	3.50"	O/C	3769	ENFORCER
4.06" X 10.50"	19.00"	26.00"	2.25"	ID	2.25"	ID	3.50"	3.50"	O/OO	3746	ENFORCER
4.06" X 10.50"	19.00"	26.00"	2.50"	ID	2.25"	ID	3.50"	3.50"	O/C	3770	ENFORCER
4.06" X 10.50"	19.00"	27.00"	2.00"	ID	2.00"	ID/2.00" OD PIPE	2.00"	6.00"	O/OO	2186	CHALLENGE
4.06" X 10.50"	19.00"	27.00"	2.00"	ID	2.00"	ID/2.00" OD PIPE	2.00"	6.00"	O/OO	700043	MSL
4.06" X 10.50"	19.00"	27.25"	2.00"	ID	2.00"	ID & 1.75" OD	2.00"	1.75"	N	2035	CHALLENGE
4.06" X 10.50"	19.00"	27.25"	2.00"	ID	2.00"	ID/2.00" OD PIPE	2.00"	6.25"	O/OO	2185	CHALLENGE
4.06" X 10.50"	19.00"	27.25"	2.00"	ID	2.00"	ID & 1.75" OD	2.00"	1.75"	N	700198	MSL
4.06" X 10.50"	19.00"	27.25"	2.00"	ID	2.00"	ID/2.00" OD PIPE	2.00"	6.25"	O/OO	700042	MSL
4.06" X 10.50"	19.00"	30.50"	2.25"	ID	2.00"	OD SPOUT	2.00"	9.50"	O/C	3241	CHALLENGE
4.06" X 10.50"	19.00"	30.50"	2.25"	ID	2.00"	OD SPOUT	2.00"	9.50"	O/C	6591	MSL
4.06" X 10.50"	19.00"	31.00"	2.00"	ID	1.88"	OD SPOUT	2.25"	9.75"	O/C	3158	CHALLENGE
4.06" X 10.50"	19.00"	31.00"	2.00"	ID	1.88"	OD SPOUT	2.25"	9.75"	O/C	6573	MSL
4.06" X 10.50"	19.00"	31.25"	2.00"	ID	2.00"	OD W/SS TIPS	2.00"	10.25"	O/C	2083	CHALLENGE
4.06" X 10.50"	19.00"	31.25"	2.00"	ID	2.00"	OD W/SS TIPS	2.00"	10.25"	O/C	2084	CHALLENGE
4.06" X 10.50"	19.00"	31.25"	2.00"	ID	2.00"	OD W/SS TIPS	2.00"	10.25"	O/C	700229	MSL
4.06" X 10.50"	19.00"	31.25"	2.00"	ID	2.00"	OD W/SS TIPS	2.00"	10.25"	O/C	700230	MSL
4.06" X 10.50"	19.00"	32.25"	2.25"	ID	2.00"	OD SPOUTS (TWO)	2.00"	11.25"	O/C-OO	3229	CHALLENGE
4.06" X 10.50"	19.00"	32.25"	2.25"	ID	2.00"	OD SPOUTS (TWO)	2.00"	11.25"	O/C-OO	700091	MSL
4.06" X 10.50"	20.00"	20.00"	1.75"	ID	2.00"	ID	2.50"	2.50"	LL	2164	CHALLENGE
4.06" X 10.50"	20.00"	20.00"	1.75"	ID	2.00"	ID	2.50"	2.50"	LL	700397	MSL
4.06" X 10.50"	20.00"	20.00"	2.00"	ID	2.00"	ID	4.25"	4.75"	LL	2144	CHALLENGE
4.06" X 10.50"	20.00"	20.00"	2.00"	ID	2.00"	ID	4.25"	4.75"	LL	700247	MSL
4.06" X 10.50"	20.00"	24.00"	1.75"	ID	1.75"	ID	2.00"	2.00"	O/OO	3471	CHALLENGE
4.06" X 10.50"	20.00"	24.00"	1.75"	ID	1.75"	ID	2.00"	2.00"	O/OO	700132	MSL
4.06" X 10.50"	20.00"	24.00"	1.75"	ID	2.00"	ID	2.00"	2.00"	O/C	3586	CHALLENGE
4.06" X 10.50"	20.00"	24.00"	1.75"	ID	2.00"	ID	2.00"	2.00"	O/C	700180	MSL
4.06" X 10.50"	20.00"	24.00"	2.00"	ID	2.00"	ID	2.00"	2.00"	O/C	3587	CHALLENGE
4.06" X 10.50"	20.00"	24.00"	2.00"	ID	2.00"	ID	2.25"	1.75"	O/OO	3375	CHALLENGE
4.06" X 10.50"	20.00"	24.00"	2.00"	ID	2.00"	ID	2.00"	2.00"	O/C	700162	MSL

MUFFLER DIMENSIONS BY CROSS SECTION

GENERAL INFO

CROSS SECTION	SHELL LGTH.	OVERALL LGTH.	INLET SIZE	INLET TYPE	OUTLET SIZE	OUTLET TYPE	INLET LGTH.	OUTLET LGTH.	CONFIG. TYPE	PART NO.	MUFFLER TYPE
Oval Mufflers - Cont.											
4.06" X 10.50"	20.00"	24.00"	2.00"	ID	2.00"	ID	2.25"	1.75"	O/OO	700013	MSL
4.06" X 10.50"	20.00"	24.00"	2.25"	ID	2.00"	ID	2.00"	2.00"	O/C	3539	CHALLENGE
4.06" X 10.50"	20.00"	24.00"	2.25"	ID	2.00"	ID	2.00"	2.00"	O/C	700176	MSL
4.06" X 10.50"	20.00"	24.00"	2.25"	ID	2.25"	ID	2.00"	2.00"	O/C	2184	CHALLENGE
4.06" X 10.50"	20.00"	24.00"	2.25"	ID	2.25"	ID	2.00"	2.00"	O/C	3226	CHALLENGE
4.06" X 10.50"	20.00"	24.00"	2.25"	ID	2.25"	ID (TWO)	2.00"	2.00"	Y	3434	CHALLENGE
4.06" X 10.50"	20.00"	24.00"	2.25"	ID	2.25"	ID	2.00"	2.00"	O/C	700182	MSL
4.06" X 10.50"	20.00"	24.00"	2.25"	ID	2.25"	ID	2.00"	2.00"	O/C	6583	MSL
4.06" X 10.50"	20.00"	24.00"	2.25"	ID	2.25"	ID (TWO)	2.00"	2.00"	Y	700276	MSL
4.06" X 10.50"	20.00"	24.00"	2.50"	ID	2.25"	OD	2.00"	2.00"	O/OO	3331	CHALLENGE
4.06" X 10.50"	20.00"	24.00"	2.50"	ID	2.50"	ID	2.00"	2.00"	C/O	3318	CHALLENGE
4.06" X 10.50"	20.00"	24.00"	2.50"	ID	2.50"	ID	2.00"	2.00"	C/O	700109	MSL
4.06" X 10.50"	20.00"	24.00"	3.00"	ID	2.50"	ID	2.00"	2.00"	C/O	2286	CHALLENGE
4.06" X 10.50"	20.00"	24.00"	3.00"	ID	2.50"	ID	2.00"	2.00"	C/O	700202	MSL
4.06" X 10.50"	20.00"	24.25"	2.50"	ID	2.25"	ID (TWO)	2.25"	2.00"	Y	2046	CHALLENGE
4.06" X 10.50"	20.00"	24.25"	2.50"	ID	2.25"	ID (TWO)	2.25"	2.00"	Y	700219	MSL
4.06" X 10.50"	20.00"	24.50"	2.25"	ID	2.50"	ID	2.25"	2.25"	O/OO	2045	CHALLENGE
4.06" X 10.50"	20.00"	24.50"	2.25"	ID	2.50"	ID	2.25"	2.25"	O/OO	700218	MSL
4.06" X 10.50"	20.00"	24.50"	2.50"	ID	2.75"	OD	2.00"	2.50"	O/C	3400	CHALLENGE
4.06" X 10.50"	20.00"	24.50"	2.50"	ID	2.75"	OD	2.00"	2.50"	O/C	700121	MSL
4.06" X 10.50"	20.00"	24.50"	3.00"	ID	2.75"	OD	2.00"	2.50"	O/C	2289	CHALLENGE
4.06" X 10.50"	20.00"	24.50"	3.00"	ID	2.75"	OD	2.00"	2.50"	O/C	700205	MSL
4.06" X 10.50"	20.00"	24.75"	2.00"	ID	2.00"	ID	3.00"	1.75"	O/OO	3054	CHALLENGE
4.06" X 10.50"	20.00"	24.75"	2.00"	ID	2.00"	ID	3.00"	1.75"	O/OO	3336	CHALLENGE
4.06" X 10.50"	20.00"	24.75"	2.00"	ID	2.00"	ID	3.00"	1.75"	O/OO	3376	CHALLENGE
4.06" X 10.50"	20.00"	24.75"	2.00"	ID	2.00"	ID	3.00"	1.75"	O/OO	6554	MSL
4.06" X 10.50"	20.00"	24.75"	2.00"	ID	2.00"	ID	3.00"	1.75"	O/OO	700006	MSL
4.06" X 10.50"	20.00"	24.75"	2.00"	ID	2.00"	ID	3.00"	1.75"	O/OO	700117	MSL
4.06" X 10.50"	20.00"	24.75"	2.50"	ID	3.00"	OD	2.00"	2.75"	O/C	3399	CHALLENGE
4.06" X 10.50"	20.00"	24.75"	2.50"	ID	3.00"	OD	2.00"	2.75"	O/C	709997	MSL
4.06" X 10.50"	20.00"	24.75"	3.00"	ID	3.00"	OD	2.00"	2.75"	O/C	2288	CHALLENGE
4.06" X 10.50"	20.00"	24.75"	3.00"	ID	3.00"	OD	2.00"	2.75"	O/C	700204	MSL
4.06" X 10.50"	20.00"	25.00"	2.25"	ID	2.25"	ID	2.50"	2.50"	O/C	6493	BIG MAX TURBO
4.06" X 10.50"	20.00"	25.00"	2.50"	ID	2.25"	OD	3.00"	2.00"	O/OO	2943	CHALLENGE
4.06" X 10.50"	20.00"	25.00"	2.50"	ID	2.25"	OD	3.00"	2.00"	O/OO	3387	CHALLENGE
4.06" X 10.50"	20.00"	25.00"	2.50"	ID	2.25"	OD	3.00"	2.00"	O/OO	700051	MSL
4.06" X 10.50"	20.00"	25.00"	2.50"	ID	2.25"	OD	3.00"	2.00"	O/OO	700361	MSL
4.06" X 10.50"	20.00"	25.25"	2.00"	ID	2.00"	ID	2.75"	2.50"	O/C	6507	MSL
4.06" X 10.50"	20.00"	25.50"	2.00"	ID	2.00"	ID	2.75"	2.75"	O/C	2211	CHALLENGE
4.06" X 10.50"	20.00"	25.50"	2.00"	ID	2.00"	ID	2.75"	2.75"	O/C	2213	CHALLENGE
4.06" X 10.50"	20.00"	25.50"	2.00"	ID	2.00"	ID	2.75"	2.75"	O/C	2214	CHALLENGE
4.06" X 10.50"	20.00"	25.50"	2.00"	ID	2.00"	ID	2.75"	2.75"	O/C	2217	CHALLENGE
4.06" X 10.50"	20.00"	25.50"	2.00"	ID	2.00"	OD W/ FLANGE	3.50"	2.00"	O/C	2408	CHALLENGE
4.06" X 10.50"	20.00"	25.50"	2.00"	ID	2.00"	OD W/ FLANGE	3.50"	2.00"	O/C	2256	CHALLENGE
4.06" X 10.50"	20.00"	25.50"	2.00"	ID	2.00"	ID	2.75"	2.75"	O/C	6596	MSL

MUFFLER DIMENSIONS BY CROSS SECTION



GENERAL INFO

CROSS SECTION	SHELL LGTH.	OVERALL LGTH.	INLET SIZE	INLET TYPE	OUTLET SIZE	OUTLET TYPE	INLET LGTH.	OUTLET LGTH.	CONFIG. TYPE	PART NO.	MUFFLER TYPE
Oval Mufflers - Cont.											
4.06" X 10.50"	20.00"	25.50"	2.00"	ID	2.00"	ID	2.75"	2.75"	O/C	700036	MSL
4.06" X 10.50"	20.00"	25.50"	2.00"	ID	2.00"	ID	2.75"	2.75"	O/C	700041	MSL
4.06" X 10.50"	20.00"	25.50"	2.00"	ID	2.00"	ID	2.75"	2.75"	O/C	700039	MSL
4.06" X 10.50"	20.00"	25.50"	2.00"	ID	2.00"	ID	2.75"	2.75"	O/C	700034	MSL
4.06" X 10.50"	20.00"	25.50"	2.00"	ID	2.00"	OD W/ FLANGE	3.50"	2.00"	O/C	700315	MSL
4.06" X 10.50"	20.00"	25.50"	2.25"	ID	2.00"	ID	2.75"	2.75"	O/OO	6599	MSL
4.06" X 10.50"	20.00"	25.50"	2.25"	ID	2.25"	ID	2.75"	2.75"	O/C	3414	CHALLENGE
4.06" X 10.50"	20.00"	25.50"	2.25"	ID	2.25"	ID	2.75"	2.75"	O/C	6597	MSL
4.06" X 10.50"	20.00"	25.50"	2.25"	ID	2.25"	ID	2.75"	2.75"	O/OO	6598	MSL
4.06" X 10.50"	20.00"	25.50"	2.50"	ID	2.25"	ID	3.00"	2.50"	O/OO	2944	CHALLENGE
4.06" X 10.50"	20.00"	25.50"	2.50"	ID	2.25"	ID	2.50"	3.00"	O/C	6595	MSL
4.06" X 10.50"	20.00"	25.50"	2.50"	ID	2.25"	ID	3.00"	2.50"	O/OO	700052	MSL
4.06" X 10.50"	20.00"	25.75"	2.00"	ID	2.00"	ID	3.50"	2.25"	O/C	2208	CHALLENGE
4.06" X 10.50"	20.00"	25.75"	2.00"	ID	2.00"	ID	3.50"	2.25"	O/C	2209	CHALLENGE
4.06" X 10.50"	20.00"	25.75"	2.00"	ID	2.00"	ID	3.50"	2.25"	O/C	700037	MSL
4.06" X 10.50"	20.00"	25.75"	2.00"	ID	2.00"	ID	3.50"	2.25"	O/C	700038	MSL
4.06" X 10.50"	20.00"	26.00"	2.00"	ID	2.00"	ID	3.00"	3.00"	O/OO	709016	MSL
4.06" X 10.50"	20.00"	26.00"	2.25"	ID	2.00"	ID	3.00"	3.00"	O/C	6533	MSL
4.06" X 10.50"	20.00"	26.00"	2.50"	ID	2.00"	ID	3.00"	3.00"	O/C	6509	MSL
4.06" X 10.50"	20.00"	26.00"	2.50"	ID	2.50"	ID	3.00"	3.00"	C/O	709998	MSL
4.06" X 10.50"	20.00"	26.25"	3.00"	ID	3.00"	OD	3.00"	3.25"	C/O	2287	CHALLENGE
4.06" X 10.50"	20.00"	26.25"	3.00"	ID	3.00"	OD	3.00"	3.25"	C/O	700203	MSL
4.06" X 10.50"	20.00"	26.75"	2.25"	ID	2.00"	ID	3.25"	3.50"	C/O	2015	CHALLENGE
4.06" X 10.50"	20.00"	26.75"	2.25"	ID	2.00"	ID	3.25"	3.50"	C/O	2311	CHALLENGE
4.06" X 10.50"	20.00"	26.75"	2.25"	ID	2.00"	ID	3.25"	3.50"	C/O	700153	MSL
4.06" X 10.50"	20.00"	26.75"	2.25"	ID	2.00"	ID	3.25"	3.50"	C/O	700206	MSL
4.06" X 10.50"	20.00"	27.00"	2.25"	ID	2.00"	ID (TWO)	3.00"	4.00" & 3.00"	Y	6537	MSL
4.06" X 10.50"	20.00"	27.50"	2.25"	ID & 2.25" OD W/ FLARE & FLANGE	2.25"	ID	4.50"	3.00"	O-OO/C	2225	CHALLENGE
4.06" X 10.50"	20.00"	27.50"	2.25"	ID & 2.25" OD W/ FLARE & FLANGE	2.25"	ID	4.50"	3.00"	O-OO/C	700299	MSL
4.06" X 10.50"	20.00"	28.00"	2.00"	ID	2.00"	ID	2.25"	5.75"	O/OO	6508	MSL
4.06" X 10.50"	20.00"	29.62"	2.00"	OD W/ FLANGE	2.00"	ID	6.88"	2.75"	O/C	2212	CHALLENGE
4.06" X 10.50"	20.00"	29.62"	2.00"	OD W/ FLANGE	2.00"	ID	6.88"	2.75"	O/C	700040	MSL
4.06" X 10.50"	20.00"	29.75"	2.00"	ID	2.00"	OD PIPE W/ FLANGE	3.50"	6.25"	O/C	2257	CHALLENGE
4.06" X 10.50"	20.00"	29.75"	2.00"	ID	2.00"	OD PIPE W/ FLANGE	3.50"	6.25"	O/C	2407	CHALLENGE
4.06" X 10.50"	20.00"	29.75"	2.00"	ID	2.00"	OD PIPE W/ FLANGE	3.50"	6.25"	O/C	700314	MSL
4.06" X 10.50"	20.00"	30.00"	2.50"	ID	2.25"	OD	5.00"	5.00"	O/OO	3534	CHALLENGE
4.06" X 10.50"	20.00"	30.25"	3.00"	ID	3.00"	OD	5.00"	5.25"	C/O	6577	MSL

MUFFLER DIMENSIONS BY CROSS SECTION

GENERAL INFO

CROSS SECTION	SHELL LGTH.	OVERALL LGTH.	INLET SIZE	INLET TYPE	OUTLET SIZE	OUTLET TYPE	INLET LGTH.	OUTLET LGTH.	CONFIG. TYPE	PART NO.	MUFFLER TYPE
Oval Mufflers - Cont.											
4.06" X 10.50"	20.00"	30.50"	2.25"	OD (TWO) W/FLANGE	2.25"	ID	7.50"	3.00"	O-OO/C	2201	CHALLENGE
4.06" X 10.50"	20.00"	30.50"	2.25"	OD (TWO) W/FLANGE	2.25"	ID	7.50"	3.00"	O-OO/C	700307	MSL
4.06" X 10.50"	20.00"	32.00"	2.00"	OD PIPE W/ FLANGE	2.00"	ID	9.25"	2.75"	O/C	2210	CHALLENGE
4.06" X 10.50"	20.00"	32.00"	2.00"	OD PIPE W/ FLANGE	2.00"	ID	9.25"	2.75"	O/C	700035	MSL
4.06" X 10.50"	20.00"	32.00"	2.50"	ID & 2.25" OD W/ FLARE & FLANGE	2.25"	ID	9.00"	3.00"	O-OO/C	2294	CHALLENGE
4.06" X 10.50"	20.00"	32.00"	2.50"	ID & 2.25" OD W/ FLARE & FLANGE	2.25"	ID	9.00"	3.00"	O-OO/C	700430	MSL
4.06" X 10.50"	20.00"	38.00"	2.25"	ID & 2.25" OD W/ FLARE & FLANGE	2.25"	ID	13.50"	3.00"	O-OO/C	2226	CHALLENGE
4.06" X 10.50"	20.00"	38.00"	2.25"	ID & 2.25" OD W/ FLARE & FLANGE	2.25"	ID	13.50"	3.00"	O-OO/C	700291	MSL
4.06" X 10.50"	22.00"	24.00"	2.00"	ID	2.00"	ID	2.00"	2.00"	O/OO-SE	3180	CHALLENGE
4.06" X 10.50"	22.00"	24.00"	2.00"	ID	2.00"	ID	2.00"	2.00"	O/OO-SE	6564	MSL
4.06" X 10.50"	22.00"	26.00"	2.25"	ID	2.25"	ID	2.00"	2.00"	C/O	2117	CHALLENGE
4.06" X 10.50"	22.00"	26.00"	2.25"	ID	2.25"	ID	2.00"	2.00"	C/O	2412	CHALLENGE
4.06" X 10.50"	22.00"	26.00"	2.25"	ID	2.25"	ID	2.00"	2.00"	O/C	2116	CHALLENGE
4.06" X 10.50"	22.00"	26.00"	2.25"	ID	2.25"	ID	2.00"	2.00"	C/O	700234	MSL
4.06" X 10.50"	22.00"	26.00"	2.25"	ID	2.25"	ID	2.00"	2.00"	C/O	700399	MSL
4.06" X 10.50"	22.00"	26.00"	2.50"	ID	2.25"	ID	2.00"	2.00"	O/OO	3588	CHALLENGE
4.06" X 10.50"	22.00"	26.00"	2.50"	ID	2.25"	ID (TWO)	2.00"	2.00"	C/O-OO	3269	CHALLENGE
4.06" X 10.50"	22.00"	26.00"	2.50"	ID	2.25"	ID	2.00"	2.00"	O/OO	700360	MSL
4.06" X 10.50"	22.00"	26.00"	2.50"	ID	2.25"	ID (TWO)	2.00"	2.00"	C/O-OO	700104	MSL
4.06" X 10.50"	22.00"	26.50"	3.00"	ID	2.75"	ID	2.50"	2.00"	O/C	3422	CHALLENGE
4.06" X 10.50"	22.00"	26.50"	3.00"	ID	3.00"	ID	2.50"	2.00"	O/C	3423	CHALLENGE
4.06" X 10.50"	22.00"	26.50"	3.00"	ID	3.00"	ID	2.50"	2.00"	O/C	700126	MSL
4.06" X 10.50"	22.00"	27.00"	3.00"	ID	3.00"	OD	2.50"	2.50"	O/C	3533	CHALLENGE
4.06" X 10.50"	22.00"	27.00"	3.00"	ID	3.00"	OD	2.50"	2.50"	O/C	700141	MSL
4.06" X 10.50"	22.00"	28.00"	3.00"	ID	2.25"	ID (TWO)	3.00"	3.00"	C/O-OO	2058	CHALLENGE
4.06" X 10.50"	22.00"	28.00"	3.00"	ID	2.25"	ID (TWO)	3.00"	3.00"	C/O-OO	6576	MSL
4.06" X 10.50"	22.00"	28.00"	3.00"	ID	2.75"	OD	3.00"	3.00"	O/C	2107	CHALLENGE
4.06" X 10.50"	22.00"	31.25"	2.50"	ID	2.50"	ID	6.50"	2.75"	O/C	2325	CHALLENGE
4.06" X 10.50"	22.00"	31.38"	2.25"	ID	2.25"	OD SPOUT	2.00"	7.38"	O/C	2082	CHALLENGE
4.06" X 10.50"	22.00"	31.38"	2.25"	ID	2.25"	OD SPOUT	2.00"	7.38"	O/C	700228	MSL
4.06" X 10.50"	23.25"	27.25"	2.50"	ID	2.00"	ID (TWO)	2.00"	2.00"	Y	2056	CHALLENGE
4.06" X 10.50"	23.25"	27.25"	2.50"	ID	2.00"	ID (TWO)	2.00"	2.00"	Y	700221	MSL
4.06" X 10.50"	23.25"	29.00"	2.50"	ID	2.50"	ID	3.00"	2.75"	O/C	709022	MSL
4.06" X 10.50"	23.25"	29.25"	2.25"	ID	2.00"	ID	3.25"	2.75"	O/C	6510	MSL

MUFFLER DIMENSIONS BY CROSS SECTION



GENERAL INFO

CROSS SECTION	SHELL LGTH.	OVERALL LGTH.	INLET SIZE	INLET TYPE	OUTLET SIZE	OUTLET TYPE	INLET LGTH.	OUTLET LGTH.	CONFIG. TYPE	PART NO.	MUFFLER TYPE
Oval Mufflers - Cont.											
4.06" X 10.50"	23.25"	29.25"	2.50"	ID	2.25"	ID	3.00"	3.00"	O/C	2923	CHALLENGE
4.06" X 10.50"	23.25"	29.25"	2.50"	ID	2.25"	ID	3.00"	3.00"	O/C	700050	MSL
4.06" X 10.50"	23.25"	30.00"	2.25"	ID	2.00"	ID	4.00"	2.75"	C/O	2204	CHALLENGE
4.06" X 10.50"	23.25"	30.00"	2.25"	ID	2.00"	ID	4.00"	2.75"	C/O	700257	MSL
4.06" X 10.50"	23.25"	41.50"	3.00"	ID	3.00"	OD	10.75"	7.50"	O/C	2316	CHALLENGE
4.06" X 10.50"	26.00"	29.50"	2.50"	ID	2.50"	ID	1.75"	1.75"	C/O	2401	CHALLENGE
4.06" X 10.50"	26.00"	29.50"	2.50"	ID	2.50"	ID	1.75"	1.75"	O/C	2664	CHALLENGE
4.06" X 10.50"	26.00"	29.50"	2.50"	ID	2.50"	ID	1.75"	1.75"	C/O	700370	MSL
4.06" X 10.50"	26.00"	29.50"	2.50"	ID	2.50"	ID	1.75"	1.75"	O/C	700264	MSL
4.06" X 10.50"	26.00"	30.00"	2.25"	ID	2.25"	ID	2.00"	2.00"	C/O	2309	CHALLENGE
4.06" X 10.50"	26.00"	30.00"	2.25"	ID	2.25"	ID	2.00"	2.00"	C/O	700362	MSL
4.06" X 10.50"	26.00"	30.00"	2.25"	ID	2.50"	ID	2.00"	2.00"	C/O	2308	CHALLENGE
4.06" X 10.50"	26.00"	30.00"	2.25"	ID	2.50"	ID	2.00"	2.00"	C/O	700364	MSL
4.06" X 10.50"	26.00"	30.00"	2.50"	ID	2.25"	ID	2.00"	2.00"	C/O	2414	CHALLENGE
4.06" X 10.50"	26.00"	30.00"	2.50"	ID	2.25"	ID	2.00"	2.00"	C/O	700414	MSL
4.06" X 10.50"	26.00"	33.00"	2.50"	ID	2.50"	ID	2.75"	4.25"	C/O	2472	CHALLENGE
4.06" X 10.50"	26.00"	33.00"	2.50"	ID	2.50"	ID	2.75"	4.25"	C/O	700459	MSL
4.06" X 10.50"	28.00"	32.50"	2.50"	ID	2.00"	ID (TWO)	2.50"	2.00"	O/C-OO	3373	CHALLENGE
4.06" X 10.50"	28.00"	32.50"	2.50"	ID	2.00"	OD (TWO)	2.50"	2.00"	O/C-OO	2057	HEAVY DUTY
4.06" X 10.50"	28.00"	32.50"	2.50"	ID	2.00"	ID (TWO)	2.50"	2.00"	O/C-OO	700270	MSL
4.06" X 10.50"	28.00"	33.50"	2.50"	ID	3.00"	ID	2.50"	3.00"	C/O	2323	CHALLENGE
4.06" X 10.50"	28.00"	33.50"	2.50"	ID	3.00"	ID	2.50"	3.00"	C/O	700434	MSL
4.06" X 10.50"	28.00"	34.00"	3.00"	ID	3.00"	ID	3.00"	3.00"	C/O	2405	CHALLENGE
4.06" X 10.50"	28.00"	34.00"	3.00"	ID	3.00"	ID	3.00"	3.00"	C/O	700429	MSL
4.06" X 10.50"	28.00"	36.75"	2.50"	ID/2.50" OD PIPE	2.25"	ID (TWO)	6.75"	2.00"	O/C-OO	3425	CHALLENGE
4.06" X 10.50"	28.00"	36.75"	2.50"	ID/2.50" OD PIPE	2.25"	ID (TWO)	6.75"	2.00"	O/C-OO	700274	MSL
4.06" X 10.50"	28.00"	36.75"	2.50"	ID	3.00"	OD	6.50"	2.25"	O/C	2319	CHALLENGE
4.06" X 10.50"	28.00"	36.75"	2.50"	ID	3.00"	OD	6.50"	2.25"	O/C	700435	MSL
4.06" X 10.50"	28.00"	40.00"	2.50"	ID/2.50" OD PIPE	2.00"	OD (TWO)	10.00"	2.00"	O/C-OO	2002	CHALLENGE
4.06" X 10.50"	28.00"	40.00"	2.50"	ID/2.50" OD PIPE	2.00"	OD (TWO)	10.00"	2.00"	O/C-OO	700433	MSL
4.06" X 10.50"	28.00"	40.25"	2.50"	ID/2.50" OD PIPE	2.50"	OD	10.00"	2.25"	O/C	2329	CHALLENGE
4.06" X 10.50"	30.00"	34.00"	2.50"	ID	2.50"	ID	2.00"	2.00"	O/C	2048	CHALLENGE
4.06" X 10.50"	30.00"	34.00"	2.50"	ID	2.50"	ID	2.00"	2.00"	O/C	700046	MSL
4.06" X 10.50"	30.00"	36.00"	2.50"	ID	2.50"	ID	2.50"	3.50"	O/C	3424	CHALLENGE
4.06" X 10.50"	30.00"	36.00"	2.50"	ID	2.50"	ID	2.50"	3.50"	O/C	700164	MSL
4.25" X 8.75"	10.00"	13.00"	1.75"	ID	2.00"	ID	1.50"	1.50"	C/C	2036	CHALLENGE
4.25" X 8.75"	10.00"	13.00"	1.75"	ID	2.00"	ID	1.50"	1.50"	O/OO	2137	CHALLENGE
4.25" X 8.75"	10.00"	13.00"	1.75"	ID	2.00"	ID	1.50"	1.50"	C/C	700199	MSL
4.25" X 8.75"	10.00"	13.00"	1.75"	ID	2.00"	ID	1.50"	1.50"	O/OO	700244	MSL
4.25" X 8.75"	10.00"	14.00"	2.00"	ID	1.88"	ID	2.50"	1.50"	O/C	3541	CHALLENGE
4.25" X 8.75"	10.00"	14.00"	2.00"	ID	1.88"	ID	2.50"	1.50"	O/C	700193	MSL
4.25" X 8.75"	11.00"	15.00"	1.50"	ID	1.50"	ID	1.75"	2.25"	HH	2134	CHALLENGE
4.25" X 8.75"	11.00"	15.00"	1.50"	ID	1.50"	ID	1.75"	2.25"	HH	700179	MSL

MUFFLER DIMENSIONS BY CROSS SECTION

GENERAL INFO

CROSS SECTION	SHELL LGTH.	OVERALL LGTH.	INLET SIZE	INLET TYPE	OUTLET SIZE	OUTLET TYPE	INLET LGTH.	OUTLET LGTH.	CONFIG. TYPE	PART NO.	MUFFLER TYPE
Oval Mufflers - Cont.											
4.25" X 8.75"	12.00"	15.00"	1.75"	ID	1.75"	ID	1.50"	1.50"	C	3459	CHALLENGE
4.25" X 8.75"	12.00"	15.00"	1.75"	ID	1.75"	ID	1.50"	1.50"	O/C	5595	SILENTONE
4.25" X 8.75"	12.00"	15.50"	1.63"	ID	1.50"	ID	1.75"	1.75"	O/OO	6676	MSL
4.25" X 8.75"	12.00"	15.50"	1.75"	ID	1.50"	ID	1.50"	2.00"	C	3500	CHALLENGE
4.25" X 8.75"	12.00"	15.50"	1.75"	ID	1.50"	ID	1.50"	2.00"	C	700136	MSL
4.25" X 8.75"	12.00"	16.00"	2.00"	ID	2.25"	ID	2.00"	2.00"	O/OO	3227	CHALLENGE
4.25" X 8.75"	12.00"	16.00"	2.00"	ID	2.25"	ID	2.00"	2.00"	O/OO	700090	MSL
4.25" X 8.75"	12.00"	16.00"	2.25"	ID	2.25"	ID	2.00"	2.00"	O/C	6490	BIG MAX TURBO
4.25" X 8.75"	12.00"	16.75"	2.25"	ID	2.25"	ID	2.25"	2.50"	O/OO	6580	MSL
4.25" X 8.75"	12.00"	17.00"	1.75"	ID	1.75"	ID	2.50"	2.50"	O/C	709010	MSL
4.25" X 8.75"	12.00"	18.50"	1.50"	ID	1.50"	OD SPOUT	2.00"	4.50"	D	3509	CHALLENGE
4.25" X 8.75"	12.00"	18.50"	1.50"	ID	1.50"	OD SPOUT	2.00"	4.50"	D	700003	MSL
4.25" X 8.75"	12.00"	19.00"	1.75"	ID	2.00"	OD SPOUT	2.00"	5.00"	O/OO	3481	CHALLENGE
4.25" X 8.75"	12.00"	19.00"	1.75"	ID	2.00"	OD SPOUT	2.00"	5.00"	O/OO	700133	MSL
4.25" X 8.75"	12.00"	19.25"	2.25"	ID	2.25"	ID	4.50"	2.75"	O/OO	5554	SILENTONE
4.25" X 8.75"	12.00"	19.50"	1.50"	ID	1.75"	OD SPOUT	1.50"	6.00"	C/O	3191	CHALLENGE
4.25" X 8.75"	12.00"	19.50"	1.50"	ID	1.75"	OD SPOUT	1.50"	6.00"	C/O	6670	MSL
4.25" X 8.75"	12.00"	23.75"	1.75"	OD W/ FLANGE	1.50"	OD SPOUT	4.75"	7.00"	R	3564	CHALLENGE
4.25" X 8.75"	12.50"	16.00"	2.00"	ID	1.88"	ID	1.75"	1.75"	O/C	2041	CHALLENGE
4.25" X 8.75"	12.50"	16.00"	2.00"	ID	1.88"	ID	1.75"	1.75"	O/C	700216	MSL
4.25" X 8.75"	12.50"	21.25"	1.75"	OD W/ FLANGE	1.50"	OD SPOUT	2.25"	6.50"	F	3278	CHALLENGE
4.25" X 8.75"	12.50"	21.25"	1.75"	OD W/ FLANGE	1.50"	OD SPOUT	2.25"	6.50"	F	700012	MSL
4.25" X 8.75"	12.50"	25.75"	1.50"	ID	1.50"	OD SPOUT	2.00"	11.25"	F	2074	CHALLENGE
4.25" X 8.75"	12.50"	25.75"	1.50"	ID	1.50"	OD SPOUT	2.00"	11.25"	F	700224	MSL
4.25" X 8.75"	13.00"	16.50"	2.00"	ID	1.75"	ID	1.75"	1.75"	C	5558	SILENTONE
4.25" X 8.75"	13.00"	16.50"	2.00"	ID	2.25"	ID	1.75"	1.75"	D	3262	CHALLENGE
4.25" X 8.75"	13.00"	16.50"	2.00"	ID	2.25"	ID	1.75"	1.75"	D	700100	MSL
4.25" X 8.75"	13.00"	16.75"	2.25"	ID	2.25"	ID	2.25"	1.50"	O/OO	3250	CHALLENGE
4.25" X 8.75"	13.00"	16.75"	2.25"	ID	2.25"	ID	2.25"	1.50"	O/OO	700097	MSL
4.25" X 8.75"	13.00"	17.00"	2.00"	ID	2.00"	ID	2.00"	2.00"	O/C	3779	ENFORCER
4.25" X 8.75"	14.00"	17.00"	2.00"	ID	2.00"	ID	1.50"	1.50"	O/OO	2120	CHALLENGE
4.25" X 8.75"	14.00"	17.00"	2.00"	ID	2.00"	ID	1.50"	1.50"	O/OO	3307	CHALLENGE
4.25" X 8.75"	14.00"	17.00"	2.00"	ID	2.00"	ID	1.50"	1.50"	O/OO	700236	MSL
4.25" X 8.75"	14.00"	17.00"	2.00"	ID	2.00"	ID	1.50"	1.50"	O/OO	700014	MSL
4.25" X 8.75"	14.00"	17.50"	2.00"	ID	1.88"	ID	2.00"	1.50"	O/C	3542	CHALLENGE
4.25" X 8.75"	14.00"	17.50"	2.00"	ID	1.88"	ID	2.00"	1.50"	O/C	700192	MSL
4.25" X 8.75"	14.00"	17.75"	2.00"	ID	1.88"	ID	2.00"	1.75"	O/C	2040	CHALLENGE
4.25" X 8.75"	14.00"	17.75"	2.00"	ID	1.88"	ID	2.00"	1.75"	O/C	700215	MSL
4.25" X 8.75"	14.00"	18.00"	1.75"	ID	1.75"	ID	2.00"	2.00"	O/C	3506	CHALLENGE
4.25" X 8.75"	14.00"	18.00"	2.00"	ID	2.00"	ID	2.00"	2.00"	O/C	6496	BIG MAX TURBO
4.25" X 8.75"	14.00"	18.00"	2.00"	ID	2.00"	ID	2.00"	2.00"	O/OO	6497	BIG MAX TURBO

MUFFLER DIMENSIONS BY CROSS SECTION



GENERAL INFO

CROSS SECTION	SHELL LGTH.	OVERALL LGTH.	INLET SIZE	INLET TYPE	OUTLET SIZE	OUTLET TYPE	INLET LGTH.	OUTLET LGTH.	CONFIG. TYPE	PART NO.	MUFFLER TYPE
Oval Mufflers - Cont.											
4.25" X 8.75"	14.00"	18.00"	2.25"	ID	2.25"	ID	2.00"	2.00"	C/C	6492	BIG MAX TURBO
4.25" X 8.75"	14.00"	18.00"	2.25"	ID	2.25"	ID	2.00"	2.00"	O/OO	6498	BIG MAX TURBO
4.25" X 8.75"	14.00"	18.00"	2.25"	ID	2.25"	ID	2.00"	2.00"	C/O	6534	BIG MAX TURBO
4.25" X 8.75"	14.00"	18.00"	2.25"	ID	2.25"	ID	2.00"	2.00"	O/OO	2505	CHALLENGE
4.25" X 8.75"	14.00"	18.00"	2.25"	ID	2.25"	ID	2.00"	2.00"	O/OO	2066	CHALLENGE
4.25" X 8.75"	14.00"	18.00"	2.25"	ID	2.25"	ID	2.00"	2.00"	O/OO	2067	CHALLENGE
4.25" X 8.75"	14.00"	18.00"	2.25"	ID	2.25"	ID	2.00"	2.00"	O/OO	700331	MSL
4.25" X 8.75"	14.00"	18.00"	2.25"	ID	2.25"	ID	2.00"	2.00"	O/OO	700330	MSL
4.25" X 8.75"	14.00"	18.00"	2.50"	ID	2.50"	ID	2.00"	2.00"	O/C	6494	BIG MAX TURBO
4.25" X 8.75"	14.00"	18.00"	2.50"	ID	2.50"	ID	2.00"	2.00"	O/OO	6499	BIG MAX TURBO
4.25" X 8.75"	14.00"	18.25"	2.00"	ID	1.75"	ID	2.00"	2.25"	O/OO	709003	MSL
4.25" X 8.75"	14.00"	19.25"	2.00"	OD W/ FLARE & FLANGE	2.00"	ID	3.50"	1.75"	C/O	3377	CHALLENGE
4.25" X 8.75"	14.00"	19.50"	1.88"	OD	1.75"	ID & 1.88" ID	4.00"	1.50"	N	3330	CHALLENGE
4.25" X 8.75"	14.00"	19.50"	1.88"	OD	1.75"	ID & 1.88" ID	4.00"	1.50"	N	700268	MSL
4.25" X 8.75"	14.00"	19.62"	2.00"	OD W/ FLANGE	2.00"	ID	3.88"	1.75"	C/O	3223	CHALLENGE
4.25" X 8.75"	14.00"	19.62"	2.00"	OD W/ FLANGE	2.00"	ID	3.88"	1.75"	C/O	6586	MSL
4.25" X 8.75"	14.00"	20.75"	1.50"	ID	1.63"	OD SPOUT	1.50"	5.25"	D	3291	CHALLENGE
4.25" X 8.75"	14.00"	20.75"	1.50"	ID	1.63"	OD SPOUT	1.50"	5.25"	D	6698	MSL
4.25" X 8.75"	14.00"	21.00"	1.75"	ID	2.00"	OD SPOUT	1.50"	5.50"	O/C	3496	CHALLENGE
4.25" X 8.75"	14.00"	21.00"	1.75"	ID	2.00"	OD SPOUT	1.50"	5.50"	O/C	700008	MSL
4.25" X 8.75"	14.00"	22.25"	2.00"	ID	2.00"	ID	5.50"	2.75"	O/OO	5565	SILENTONE
4.25" X 8.75"	14.00"	24.00"	1.63"	ID	1.75"	OD SPOUT	1.50"	8.50"	O/OO	3168	CHALLENGE
4.25" X 8.75"	14.00"	24.00"	1.63"	ID	1.75"	OD SPOUT	1.50"	8.50"	O/OO	700071	MSL
4.25" X 8.75"	14.00"	24.50"	2.00"	ID	1.75"	OD SPOUT	1.75"	8.75"	O/OO	6549	MSL
4.25" X 8.75"	14.00"	24.75"	2.25"	ID (TWO)	2.25"	ID	8.75"	2.00"	O-OO/C	2269	CHALLENGE
4.25" X 8.75"	14.00"	24.75"	2.25"	ID (TWO)	2.25"	ID	8.75"	2.00"	O-OO/C	700328	MSL
4.25" X 8.75"	14.00"	24.75"	2.25"	ID (TWO)	2.50"	ID	8.75"	2.00"	O-OO/C	2271	CHALLENGE
4.25" X 8.75"	14.00"	24.75"	2.25"	ID (TWO)	2.50"	ID	8.75"	2.00"	O-OO/C	700327	MSL
4.25" X 8.75"	14.00"	26.00"	1.50"	ID	1.63"	OD SPOUT	1.50"	10.50"	D	3292	CHALLENGE
4.25" X 8.75"	14.00"	26.00"	1.50"	ID	1.63"	OD SPOUT	1.50"	10.50"	D	6696	MSL
4.25" X 8.75"	14.00"	30.25"	2.25"	ID/2.25" OD PIPE	2.50"	OD SPOUTS (TWO)	6.25"	10.00"	C/O-OO	3315	CHALLENGE
4.25" X 8.75"	14.00"	30.25"	2.25"	ID/2.25" OD PIPE	2.50"	OD SPOUTS (TWO)	6.25"	10.00"	C/O-OO	3316	CHALLENGE
4.25" X 8.75"	14.00"	30.25"	2.25"	ID/2.25" OD PIPE	2.50"	OD SPOUTS (TWO)	6.25"	10.00"	C/O-OO	700265	MSL

MUFFLER DIMENSIONS BY CROSS SECTION

GENERAL INFO

CROSS SECTION	SHELL LGTH.	OVERALL LGTH.	INLET SIZE	INLET TYPE	OUTLET SIZE	OUTLET TYPE	INLET LGTH.	OUTLET LGTH.	CONFIG. TYPE	PART NO.	MUFFLER TYPE
Oval Mufflers - Cont.											
4.25" X 8.75"	14.00"	30.25"	2.25"	ID/2.25" OD PIPE	2.50"	OD SPOUTS (TWO)	6.25"	10.00"	C/O-OO	700266	MSL
4.25" X 8.75"	15.00"	18.50"	2.25"	ID	2.25"	ID	1.75"	1.75"	D	2006	CHALLENGE
4.25" X 8.75"	15.00"	18.50"	2.25"	ID	2.25"	ID	1.75"	1.75"	D	700190	MSL
4.25" X 8.75"	15.00"	19.50"	2.00"	ID	2.00"	ID	2.50"	2.00"	D	6536	MSL
4.25" X 8.75"	15.00"	20.00"	1.75"	ID	1.75"	ID	2.50"	2.50"	O/OO	709011	MSL
4.25" X 8.75"	15.00"	20.00"	2.25"	ID	2.25"	ID	2.50"	2.50"	D	3355	CHALLENGE
4.25" X 8.75"	15.00"	20.00"	2.25"	ID	2.25"	ID	2.50"	2.50"	D	700114	MSL
4.25" X 8.75"	15.00"	21.00"	1.75"	ID	1.75"	ID	3.00"	3.00"	O/C	3751	ENFORCER
4.25" X 8.75"	15.00"	21.00"	1.75"	ID	1.75"	ID	3.00"	3.00"	O/OO	3783	ENFORCER
4.25" X 8.75"	15.00"	21.00"	2.00"	ID	2.00"	ID	3.00"	3.00"	O/C	3738	ENFORCER
4.25" X 8.75"	15.00"	21.75"	2.00"	ID	1.88"	ID	3.25"	3.50"	O/C	5511	SILENTONE
4.25" X 8.75"	15.00"	23.38"	1.63"	ID	1.75"	OD SPOUT	1.50"	6.88"	O/OO	3277	CHALLENGE
4.25" X 8.75"	15.00"	23.38"	1.63"	ID	1.75"	OD SPOUT	1.50"	6.88"	O/OO	700017	MSL
4.25" X 8.75"	15.00"	25.50"	1.63"	ID	1.75"	OD SPOUT	1.50"	9.00"	O/OO	3204	CHALLENGE
4.25" X 8.75"	15.00"	25.50"	1.63"	ID	1.75"	OD SPOUT	1.50"	9.00"	O/OO	700081	MSL
4.25" X 8.75"	16.00"	19.50"	1.78"	ID	1.88"	ID	2.00"	1.50"	C/O	3246	CHALLENGE
4.25" X 8.75"	16.00"	19.50"	1.78"	ID	1.88"	ID	2.00"	1.50"	C/O	700402	MSL
4.25" X 8.75"	16.00"	20.00"	1.75"	ID	1.50"	ID (TWO)	2.00"	2.00"	C/O-OO	3517	CHALLENGE
4.25" X 8.75"	16.00"	20.00"	1.75"	ID	1.50"	ID (TWO)	2.00"	2.00"	C/O-OO	6685	MSL
4.25" X 8.75"	16.00"	21.25"	1.63"	ID	1.50"	ID (TWO)	2.00"	3.25"	O/C-OO	6686	MSL
4.25" X 8.75"	16.00"	23.00"	2.00"	ID	2.00"	ID	3.50"	3.50"	O/C	3737	ENFORCER
4.25" X 8.75"	16.00"	23.00"	2.00"	ID	2.00"	ID	3.50"	3.50"	O/OO	3780	ENFORCER
4.25" X 8.75"	16.00"	24.50"	1.63"	ID	1.75"	OD SPOUT	2.00"	6.50"	O/C	3116	CHALLENGE
4.25" X 8.75"	16.00"	24.50"	1.63"	ID	1.75"	OD SPOUT	2.00"	6.50"	O/C	3121	CHALLENGE
4.25" X 8.75"	16.00"	24.50"	1.63"	ID	1.75"	OD SPOUT	2.00"	6.50"	O/C	6679	MSL
4.25" X 8.75"	16.00"	24.50"	1.63"	ID	1.75"	OD SPOUT	2.00"	6.50"	O/C	6671	MSL
4.25" X 8.75"	16.75"	20.00"	1.88"	ID	1.75"	ID	1.75"	1.50"	O/C	2800	CHALLENGE
4.25" X 8.75"	16.75"	20.00"	1.88"	ID	1.75"	ID	1.75"	1.50"	O/C	6552	MSL
4.25" X 8.75"	16.75"	20.75"	2.00"	ID	1.75"	ID	1.75"	4.00"	O/C-SE	3215	CHALLENGE
4.25" X 8.75"	16.75"	20.75"	2.00"	ID	1.75"	ID	1.75"	4.00"	O/C-SE	700086	MSL
4.25" X 8.75"	16.75"	21.00"	2.00"	ID	2.03"	OD	2.00"	2.25"	D	3212	CHALLENGE
4.25" X 8.75"	16.75"	21.00"	2.00"	ID	2.03"	OD	2.00"	2.25"	D	2054	CHALLENGE
4.25" X 8.75"	16.75"	21.00"	2.00"	ID	2.03"	OD	2.00"	2.25"	D	700177	MSL
4.25" X 8.75"	16.75"	21.00"	2.25"	ID	2.25"	OD	2.00"	2.25"	D	2053	CHALLENGE
4.25" X 8.75"	16.75"	21.00"	2.25"	ID	2.25"	OD	2.00"	2.25"	D	700309	MSL
4.25" X 8.75"	16.75"	21.75"	1.75"	ID	1.75"	ID	2.75"	2.25"	O/C	6503	MSL
4.25" X 8.75"	16.75"	21.75"	1.88"	ID	1.88"	ID	2.50"	2.50"	O/C	2946	CHALLENGE
4.25" X 8.75"	16.75"	21.75"	1.88"	ID	1.88"	ID	2.50"	2.50"	O/C	700053	MSL
4.25" X 8.75"	16.75"	22.00"	2.00"	ID	2.25"	ID	2.50"	2.75"	O/C	3068	CHALLENGE
4.25" X 8.75"	16.75"	22.00"	2.00"	ID	2.25"	ID	2.50"	2.75"	O/C	700062	MSL
4.25" X 8.75"	16.75"	22.00"	2.25"	ID	2.00"	ID	2.50"	2.75"	O/C	2872	CHALLENGE
4.25" X 8.75"	16.75"	22.00"	2.25"	ID	2.00"	ID	2.50"	2.75"	O/C	6590	MSL

MUFFLER DIMENSIONS BY CROSS SECTION



CROSS SECTION	SHELL LGTH.	OVERALL LGTH.	INLET SIZE	INLET TYPE	OUTLET SIZE	OUTLET TYPE	INLET LGTH.	OUTLET LGTH.	CONFIG. TYPE	PART NO.	MUFFLER TYPE
Oval Mufflers - Cont.											
4.25" X 8.75"	16.75"	23.00"	2.00"	ID	2.00"	ID	3.00"	3.25"	O/OO	709012	MSL
4.25" X 8.75"	16.75"	23.00"	2.25"	ID	1.88"	ID	4.00"	2.25"	O/C	6504	MSL
4.25" X 8.75"	16.75"	23.75"	2.00"	OD / FLANGE	1.50"	ID	5.25"	1.75"	C	2135	CHALLENGE
4.25" X 8.75"	16.75"	23.75"	2.00"	OD / FLANGE	1.50"	ID	5.25"	1.75"	C	700242	MSL
4.25" X 8.75"	16.75"	25.00"	1.75"	ID	1.75"	OD SPOUT	1.75"	6.50"	C/O	3189	CHALLENGE
4.25" X 8.75"	16.75"	25.00"	1.75"	ID	1.75"	OD SPOUT	1.75"	6.50"	C/O	6682	MSL
4.25" X 8.75"	16.75"	25.00"	2.00"	ID/2.00" OD PIPE	2.00"	ID	6.75"	1.50"	C/O	2157	CHALLENGE
4.25" X 8.75"	16.75"	25.00"	2.00"	ID/2.00" OD PIPE	2.00"	ID	6.75"	1.50"	C/O	700183	MSL
4.25" X 8.75"	16.75"	25.50"	1.75"	ID	1.75"	OD PIPE W/ FLANGE	1.75"	7.00"	C/O	3492	CHALLENGE
4.25" X 8.75"	16.75"	25.50"	1.75"	ID	1.75"	OD PIPE W/ FLANGE	1.75"	7.00"	C/O	700024	MSL
4.25" X 8.75"	16.75"	26.50"	2.25"	ID	2.00"	ID	6.00"	3.75"	O/C	5502	SILENTONE
4.25" X 8.75"	16.75"	35.50"	2.25"	OD W/ FLARE & FLANGE	2.00"	OD	13.50"	5.25"	O/C	3548	CHALLENGE
4.25" X 8.75"	18.00"	21.25"	1.75"	ID	1.50"	ID	1.75"	1.50"	O/OO	3341	CHALLENGE
4.25" X 8.75"	18.00"	21.25"	1.75"	ID	1.50"	ID (TWO)	1.75"	1.50"	O/C-OO	3342	CHALLENGE
4.25" X 8.75"	18.00"	21.25"	1.75"	ID	1.50"	ID	1.75"	1.50"	O/OO	700110	MSL
4.25" X 8.75"	18.00"	21.25"	1.75"	ID	1.50"	ID (TWO)	1.75"	1.50"	O/C-OO	700111	MSL
4.25" X 8.75"	18.00"	22.50"	2.25"	ID	2.25"	ID	2.25"	2.25"	O/OO	5528	SILENTONE
4.25" X 8.75"	18.00"	23.50"	2.00"	ID	2.00"	ID	3.00"	2.50"	O/C	709992	MSL
4.25" X 8.75"	18.00"	24.50"	2.25"	ID	2.00"	ID	4.75"	1.75"	O/OO	5533	SILENTONE
4.25" X 8.75"	18.00"	25.00"	1.75"	ID	1.75"	ID	3.50"	3.50"	O/C	3784	ENFORCER
4.25" X 8.75"	18.00"	25.00"	2.50"	ID	2.00"	ID	4.50"	2.50"	O/OO	5508	SILENTONE
4.25" X 8.75"	19.00"	22.75"	1.75"	ID	1.75"	ID	2.00"	1.75"	C	2136	CHALLENGE
4.25" X 8.75"	19.00"	22.75"	1.75"	ID	1.75"	ID	2.00"	1.75"	C	700243	MSL
4.25" X 8.75"	19.00"	22.75"	2.00"	ID	2.00"	ID	2.00"	1.75"	C	2484	CHALLENGE
4.25" X 8.75"	19.00"	22.75"	2.00"	ID	2.00"	ID	2.00"	1.75"	C	700445	MSL
4.25" X 8.75"	19.00"	23.00"	2.25"	ID	2.25"	ID	2.00"	2.00"	C/O	2248	CHALLENGE
4.25" X 8.75"	19.00"	23.00"	2.25"	ID	2.25"	ID	2.00"	2.00"	C/O	700263	MSL
4.25" X 8.75"	19.00"	23.00"	2.50"	ID	2.25"	ID	2.00"	2.00"	O/C	5561	SILENTONE
4.25" X 8.75"	19.00"	23.75"	2.00"	ID	2.00"	ID	2.38"	2.38"	C/C	3415	CHALLENGE
4.25" X 8.75"	19.00"	24.50"	2.25"	OD W/ FLANGE	2.25"	ID	3.50"	2.00"	C/O	2396	CHALLENGE
4.25" X 8.75"	19.00"	24.50"	2.25"	OD W/ FLARE & FLANGE	2.25"	ID	3.50"	2.00"	C/C	3396	CHALLENGE
4.25" X 8.75"	19.00"	24.50"	2.25"	OD W/ FLANGE	2.25"	ID	3.50"	2.00"	C/O	700329	MSL
4.25" X 8.75"	19.00"	25.50"	2.50"	ID	2.50"	ID	3.00"	3.50"	C/O	5550	SILENTONE
4.25" X 8.75"	19.00"	25.75"	2.25"	ID	2.00"	ID	3.50"	3.25"	O/C	5522	SILENTONE
4.25" X 8.75"	19.00"	26.00"	2.00"	ID	2.00"	ID	3.50"	3.50"	O/C	3756	ENFORCER
4.25" X 8.75"	19.00"	26.00"	2.00"	ID	2.00"	ID	3.50"	3.50"	O/OO	3757	ENFORCER
4.25" X 8.75"	19.00"	26.00"	2.25"	ID	2.25"	ID	3.50"	3.50"	O/C	3762	ENFORCER
4.25" X 8.75"	19.00"	26.00"	2.25"	ID	2.25"	ID	4.00"	3.00"	O/C	5505	SILENTONE

MUFFLER DIMENSIONS BY CROSS SECTION

CROSS SECTION	SHELL LGTH.	OVERALL LGTH.	INLET SIZE	INLET TYPE	OUTLET SIZE	OUTLET TYPE	INLET LGTH.	OUTLET LGTH.	CONFIG. TYPE	PART NO.	MUFFLER TYPE
Oval Mufflers - Cont.											
4.25" X 8.75"	19.00"	26.00"	2.50"	ID	2.25"	ID	4.00"	3.00"	O/C	5504	SILENTONE
4.25" X 8.75"	19.00"	26.00"	2.50"	ID	2.25"	ID	3.00"	4.00"	O/C	5549	SILENTONE
4.25" X 8.75"	19.00"	26.75"	2.00"	ID	2.00"	ID	5.25"	2.50"	O/C	5503	SILENTONE
4.25" X 8.75"	19.00"	28.25"	1.75"	W/WELDED FLANGE	1.75"	ID	7.50"	1.75"	C	2290	CHALLENGE
4.25" X 8.75"	19.00"	28.25"	1.75"	W/WELDED FLANGE	1.75"	ID	7.50"	1.75"	C	700401	MSL
4.25" X 8.75"	19.00"	30.25"	1.63"	ID	1.75"	OD SPOUT	1.50"	9.75"	O/OO	3169	CHALLENGE
4.25" X 8.75"	19.00"	30.25"	1.63"	ID	1.75"	OD SPOUT	1.50"	9.75"	O/OO	6681	MSL
4.25" X 8.75"	20.00"	24.00"	2.50"	ID	2.25"	ID	2.00"	2.00"	O/C	3591	CHALLENGE
4.25" X 8.75"	20.00"	24.00"	2.50"	ID	2.25"	ID	2.00"	2.00"	O/C	700290	MSL
4.25" X 8.75"	20.00"	24.25"	1.75"	ID	2.00"	ID	2.00"	2.25"	O/C	709001	MSL
4.25" X 8.75"	20.00"	25.00"	1.75"	ID	1.75"	ID	2.50"	2.50"	O/C	709013	MSL
4.25" X 8.75"	20.00"	25.00"	2.50"	ID	2.00"	OD	2.25"	2.75"	O/OO	2538	CHALLENGE
4.25" X 8.75"	20.00"	25.00"	2.50"	ID	2.00"	OD	2.25"	2.75"	O/OO	6505	MSL
4.25" X 8.75"	20.00"	25.50"	2.00"	ID	2.00"	ID	2.75"	2.75"	O/OO	6506	MSL
4.25" X 8.75"	20.00"	26.00"	2.00"	ID	2.00"	ID	3.00"	3.00"	O/C	709014	MSL
4.25" X 8.75"	20.00"	29.00"	2.25"	ID	2.25"	ID	6.00"	3.00"	O/C	6491	BIG MAX TURBO
4.25" X 8.75"	20.00"	36.25"	2.00"	ID	2.00"	OD PIPE W/ FLANGE	5.75"	10.50"	C/O	2381	CHALLENGE
4.25" X 8.75"	20.00"	36.25"	2.00"	ID	2.00"	OD PIPE W/ FLANGE	5.75"	10.50"	C/O	700428	MSL
4.25" X 8.75"	20.00"	36.25"	2.25"	ID	2.00"	OD PIPE W/ FLANGE	5.75"	10.50"	C/O	2411	CHALLENGE
4.25" X 8.75"	20.00"	36.25"	2.25"	ID	2.00"	OD PIPE W/ FLANGE	5.75"	10.50"	C/O	700458	MSL
4.25" X 8.75"	20.00"	36.50"	2.25"	ID	2.00"	OD SPOUT	2.25"	14.25"	C/O	3303	CHALLENGE
4.25" X 8.75"	20.00"	36.50"	2.25"	ID	2.00"	OD SPOUT	2.25"	14.25"	C/O	700107	MSL
4.25" X 8.75"	21.00"	25.25"	2.50"	OD W/ FLANGE	2.25"	ID	2.00"	2.25"	O/C	2177	CHALLENGE
4.25" X 8.75"	21.00"	25.25"	2.50"	OD W/ FLANGE	2.25"	ID	2.00"	2.25"	O/C	700187	MSL
4.25" X 8.75"	21.00"	25.25"	2.75"	OD W/ FLANGE	2.25"	ID	2.00"	2.25"	O/C	2303	CHALLENGE
4.25" X 8.75"	21.00"	25.25"	2.75"	OD W/ FLANGE	2.25"	ID	2.00"	2.25"	O/C	700350	MSL
4.25" X 8.75"	21.00"	25.50"	2.50"	OD W/ FLANGE	2.25"	ID	2.25"	2.25"	O/C	2192	CHALLENGE
4.25" X 8.75"	21.00"	26.00"	2.50"	ID	2.25"	ID	2.50"	2.50"	C/O	3589	CHALLENGE
4.25" X 8.75"	21.00"	26.00"	2.50"	ID	2.25"	ID	2.50"	2.50"	O/C	3516	CHALLENGE
4.25" X 8.75"	21.00"	26.00"	2.50"	ID	2.25"	ID	2.50"	2.50"	C/O	700197	MSL
4.25" X 8.75"	21.00"	26.00"	2.50"	ID	2.25"	ID	2.50"	2.50"	O/C	700282	MSL
4.25" X 8.75"	21.00"	27.50"	2.00"	ID	2.00"	ID	2.25"	4.25"	C/O	2207	CHALLENGE
4.25" X 8.75"	21.00"	27.50"	2.00"	ID	2.00"	ID	2.25"	4.25"	C/O	700044	MSL
4.25" X 8.75"	21.00"	29.00"	2.50"	ID	2.25"	ID	5.00"	3.00"	O/C	5506	SILENTONE
4.50" X 11.00"	12.00"	15.00"	1.75"	ID	1.75"	ID	1.50"	1.50"	O/C	2447	CHALLENGE
4.50" X 11.00"	12.00"	15.00"	1.75"	ID	1.75"	ID	1.50"	1.50"	O/C	3488	CHALLENGE
4.50" X 11.00"	12.00"	15.00"	1.75"	ID	1.75"	ID	1.50"	1.50"	O/C	700427	MSL
4.50" X 11.00"	12.00"	15.00"	1.75"	ID	1.75"	ID	1.50"	1.50"	O/C	6694	MSL

MUFFLER DIMENSIONS BY CROSS SECTION



CROSS SECTION	SHELL LGTH.	OVERALL LGTH.	INLET SIZE	INLET TYPE	OUTLET SIZE	OUTLET TYPE	INLET LGTH.	OUTLET LGTH.	CONFIG. TYPE	PART NO.	MUFFLER TYPE
Oval Mufflers - Cont.											
4.50" X 11.00"	12.00"	19.25"	2.00"	ID	2.00"	OD SPOUT	1.75"	5.50"	D	2028	CHALLENGE
4.50" X 11.00"	12.00"	19.50"	2.00"	ID	1.75"	OD SPOUTS (TWO)	1.50"	6.00"	X	3558	CHALLENGE
4.50" X 11.00"	12.00"	19.50"	2.00"	ID	1.75"	OD SPOUTS (TWO)	1.50"	6.00"	X	3559	CHALLENGE
4.50" X 11.00"	12.00"	19.62"	2.00"	ID	2.25"	OD W/ FLANGE	1.50"	6.12"	O/C	3489	CHALLENGE
4.50" X 11.00"	12.00"	19.62"	2.00"	ID	2.25"	OD W/ FLANGE	1.50"	6.12"	O/C	700372	MSL
4.50" X 11.00"	12.00"	21.75"	2.00"	ID	2.00"	OD SPOUTS (TWO)	1.50"	8.25"	O/C-OO	2471	CHALLENGE
4.50" X 11.00"	12.00"	24.50"	1.75"	OD PIPE W/ FLANGE	1.75"	ID	8.00"	1.50"	C/O	2020	CHALLENGE
4.50" X 11.00"	12.00"	24.50"	1.75"	OD PIPE W/ FLANGE	1.75"	ID	8.00"	1.50"	C/O	700211	MSL
4.50" X 11.00"	13.00"	19.25"	2.00"	ID	1.50"	OD SPOUTS (TWO)	1.75"	4.50"	X	3486	CHALLENGE
4.50" X 11.00"	13.00"	19.25"	2.00"	ID	1.50"	OD SPOUTS (TWO)	1.75"	4.50"	X	700030	MSL
4.50" X 11.00"	14.00"	18.00"	2.25"	ID	2.25"	ID	2.00"	2.00"	O/C	2266	CHALLENGE
4.50" X 11.00"	14.00"	18.00"	2.25"	ID	2.25"	ID	2.00"	2.00"	O/C	700384	MSL
4.50" X 11.00"	14.00"	18.00"	2.50"	ID	2.25"	ID	2.00"	2.00"	O/C	2267	CHALLENGE
4.50" X 11.00"	14.00"	18.00"	2.50"	ID	2.25"	ID (TWO)	2.00"	2.00"	O/C-OO	2268	CHALLENGE
4.50" X 11.00"	14.00"	18.00"	2.50"	ID	2.25"	ID	2.00"	2.00"	O/C	700306	MSL
4.50" X 11.00"	14.00"	18.00"	2.50"	ID	2.25"	ID (TWO)	2.00"	2.00"	O/C-OO	700385	MSL
4.50" X 11.00"	14.00"	21.00"	1.75"	ID	2.00"	OD SPOUT	2.00"	5.00"	O/C	3547	CHALLENGE
4.50" X 11.00"	14.00"	21.00"	1.75"	ID	2.00"	OD SPOUT	2.00"	5.00"	O/C	700160	MSL
4.50" X 11.00"	14.00"	24.00"	1.75"	ID	1.75"	OD SPOUT	1.75"	8.25"	D	2150	CHALLENGE
4.50" X 11.00"	14.00"	24.75"	1.75"	ID	2.00"	OD SPOUT	2.25"	8.50"	I	2113	CHALLENGE
4.50" X 11.00"	14.00"	24.75"	1.75"	ID	2.00"	OD SPOUT	2.25"	8.50"	I	2112	CHALLENGE
4.50" X 11.00"	14.00"	26.50"	2.50"	ID/2.50" OD PIPE	2.50"	OD SPOUT	5.75"	6.75"	O/OO	2469	CHALLENGE
4.50" X 11.00"	14.00"	30.00"	2.50"	ID/2.50" OD PIPE	3.00"	OD W/SS SPOUT	6.75"	9.25"	O/OO	2458	CHALLENGE
4.50" X 11.00"	14.00"	30.00"	2.50"	ID/2.50" OD PIPE	3.00"	OD W/SS TIP	6.75"	9.25"	O/OO	2457	CHALLENGE
4.50" X 11.00"	14.00"	31.00"	2.50"	ID	2.50"	OD	6.75"	10.25"	O/O	2584	CHALLENGE
4.50" X 11.00"	15.00"	19.00"	2.25"	ID	2.00"	ID	2.00"	2.00"	O/C	2301	CHALLENGE
4.50" X 11.00"	15.00"	19.00"	2.25"	ID	2.00"	ID	2.00"	2.00"	O/C	700373	MSL
4.50" X 11.00"	15.00"	27.00"	2.44"	ID	2.44"	OD	3.00"	9.00"	O/O	2487	CHALLENGE
4.50" X 11.00"	15.00"	27.00"	2.44"	ID	2.44"	OD	3.00"	9.00"	O/O	700471	MSL
4.50" X 11.00"	15.00"	29.00"	1.75"	OD PIPE W/ FLANGE	1.50"	OD SPOUTS (TWO)	7.25"	6.75"	X	2253	CHALLENGE
4.50" X 11.00"	16.00"	20.00"	1.75"	ID	1.75"	ID (TWO)	2.00"	2.00"	X	6688	MSL
4.50" X 11.00"	16.00"	20.00"	2.00"	ID	2.00"	ID	2.00"	2.00"	O/C	2221	CHALLENGE
4.50" X 11.00"	16.00"	20.00"	2.00"	ID	2.00"	ID	2.00"	2.00"	O/C	700374	MSL
4.50" X 11.00"	16.00"	20.00"	2.25"	ID	2.00"	ID	2.00"	2.00"	O/C	2245	CHALLENGE
4.50" X 11.00"	16.00"	20.00"	2.25"	ID	2.00"	ID	2.00"	2.00"	O/C	700371	MSL

MUFFLER DIMENSIONS BY CROSS SECTION

GENERAL INFO

CROSS SECTION	SHELL LGTH.	OVERALL LGTH.	INLET SIZE	INLET TYPE	OUTLET SIZE	OUTLET TYPE	INLET LGTH.	OUTLET LGTH.	CONFIG. TYPE	PART NO.	MUFFLER TYPE
Oval Mufflers - Cont.											
4.50" X 11.00"	16.00"	20.25"	2.25"	ID	2.25"	ID	2.00"	2.25"	O/C	2259	CHALLENGE
4.50" X 11.00"	16.00"	23.00"	2.00"	ID	2.00"	OD SPOUT	2.25"	4.75"	I	2096	CHALLENGE
4.50" X 11.00"	16.00"	23.00"	2.00"	ID	2.00"	OD SPOUT	2.25"	4.75"	I	700233	MSL
4.50" X 11.00"	16.00"	24.00"	2.00"	ID	2.00"	OD SPOUT	1.50"	6.50"	A	3528	CHALLENGE
4.50" X 11.00"	16.00"	24.00"	2.00"	ID	2.00"	OD SPOUT	1.50"	6.50"	A	700005	MSL
4.50" X 11.00"	16.00"	24.50"	1.75"	ID	2.00"	OD SPOUT	2.00"	6.50"	O/C	3461	CHALLENGE
4.50" X 11.00"	16.00"	24.50"	1.75"	ID	2.00"	OD SPOUTS (TWO)	2.00"	6.50"	X	3510	CHALLENGE
4.50" X 11.00"	16.00"	24.50"	1.75"	ID	2.00"	OD SPOUT	2.00"	6.50"	O/C	6697	MSL
4.50" X 11.00"	16.00"	24.50"	1.75"	ID	2.00"	OD SPOUTS (TWO)	2.00"	6.50"	X	700033	MSL
4.50" X 11.00"	16.00"	24.50"	2.00"	ID	1.50"	OD (TWO)	2.00"	6.50"	X	3529	CHALLENGE
4.50" X 11.00"	16.00"	24.50"	2.00"	ID	1.50"	OD (TWO)	2.00"	6.50"	X	700029	MSL
4.50" X 11.00"	16.00"	25.00"	2.25"	ID	2.00"	OD SPOUT	2.00"	7.00"	O/C	2258	CHALLENGE
4.50" X 11.00"	16.00"	25.00"	2.25"	ID	2.00"	OD SPOUT	2.00"	7.00"	O/C	700382	MSL
4.50" X 11.00"	16.00"	28.75"	2.25"	ID	2.00"	OD SPOUTS (TWO)	2.25"	10.50"	DD	2095	CHALLENGE
4.50" X 11.00"	16.00"	28.75"	2.25"	ID (TWO)	2.00"	OD SPOUTS (TWO)	2.25"	10.50"	EE	2094	CHALLENGE
4.50" X 11.00"	16.00"	29.00"	2.25"	ID	2.00"	OD SPOUT	2.00"	11.00"	O/C	2565	CHALLENGE
4.50" X 11.00"	16.00"	30.00"	2.00"	OD PIPE W/ FLANGE	2.00"	OD SPOUT	8.00"	6.00"	O/OO	2474	CHALLENGE
4.50" X 11.00"	16.00"	30.00"	2.00"	OD W/ FLANGE	2.00"	OD	8.25"	5.75"	O/O	2590	CHALLENGE
4.50" X 11.00"	16.00"	30.00"	2.00"	OD/2.00 OD PIPE	2.00"	OD SPOUT	7.50"	6.50"	B	2299	CHALLENGE
4.50" X 11.00"	16.00"	30.00"	2.00"	OD/2.00 OD PIPE	2.00"	OD SPOUT	7.50"	6.50"	B	700406	MSL
4.50" X 11.00"	16.00"	30.25"	2.00"	OD PIPE W/ FLANGE	2.00"	OD SPOUT	7.75"	6.50"	B	2026	CHALLENGE
4.50" X 11.00"	16.00"	30.25"	2.00"	OD PIPE W/ FLANGE	2.00"	OD SPOUT	7.75"	6.50"	B	700167	MSL
4.50" X 11.00"	16.00"	31.00"	1.75"	OD PIPE W/ FLANGE	1.75"	OD SPOUT	6.75"	8.25"	NN	2283	CHALLENGE
4.50" X 11.00"	16.00"	31.00"	1.75"	OD PIPE W/ FLANGE	1.75"	OD SPOUT	6.75"	8.25"	NN	700308	MSL
4.50" X 11.00"	18.00"	21.25"	2.00"	ID	1.75"	ID (TWO)	1.75"	1.50"	O/C-OO	3490	CHALLENGE
4.50" X 11.00"	18.00"	21.25"	2.00"	ID	1.75"	ID (TWO)	1.75"	1.50"	O/C-OO	700135	MSL
4.50" X 11.00"	18.00"	21.50"	2.00"	ID	2.00"	ID	1.75"	1.75"	O/C	3505	CHALLENGE
4.50" X 11.00"	18.00"	22.00"	2.25"	ID	2.00"	ID (TWO)	2.00"	2.00"	C/O-OO	2230	CHALLENGE
4.50" X 11.00"	18.00"	22.00"	2.25"	ID	2.00"	ID (TWO)	2.00"	2.00"	C/O-OO	700377	MSL
4.50" X 11.00"	18.00"	22.00"	2.25"	ID	2.25"	ID	2.00"	2.00"	C/O	2229	CHALLENGE
4.50" X 11.00"	18.00"	22.75"	2.50"	ID	2.50"	OD	2.00"	2.75"	O/OO	2272	CHALLENGE
4.50" X 11.00"	18.00"	22.75"	2.50"	ID	2.50"	OD	2.00"	2.75"	O/OO	700378	MSL
4.50" X 11.00"	18.00"	23.00"	2.25"	ID	2.25"	OD	2.25"	2.75"	O/OO	2270	CHALLENGE
4.50" X 11.00"	18.00"	23.00"	2.25"	ID	2.25"	OD	2.25"	2.75"	O/OO	700379	MSL

MUFFLER DIMENSIONS BY CROSS SECTION



GENERAL INFO

CROSS SECTION	SHELL LGTH.	OVERALL LGTH.	INLET SIZE	INLET TYPE	OUTLET SIZE	OUTLET TYPE	INLET LGTH.	OUTLET LGTH.	CONFIG. TYPE	PART NO.	MUFFLER TYPE
Oval Mufflers - Cont.											
4.50" X 11.00"	18.00"	25.50"	2.00"	ID	1.50"	OD SPOUTS (TWO)	2.00"	5.50"	X	3485	CHALLENGE
4.50" X 11.00"	18.00"	25.50"	2.00"	ID	1.50"	OD SPOUTS (TWO)	2.00"	5.50"	X	700174	MSL
4.50" X 11.00"	18.00"	25.50"	2.00"	ID	1.75"	OD SPOUTS (TWO)	2.25"	5.25"	P	2454	CHALLENGE
4.50" X 11.00"	18.00"	25.50"	2.00"	ID	1.75"	OD SPOUTS (TWO)	2.25"	5.25"	P	700425	MSL
4.50" X 11.00"	18.00"	25.50"	2.00"	ID	2.00"	OD SPOUT	2.00"	5.50"	A	3484	CHALLENGE
4.50" X 11.00"	18.00"	25.50"	2.00"	ID	2.00"	OD SPOUT	2.00"	5.50"	A	700157	MSL
4.50" X 11.00"	18.00"	26.50"	2.00"	ID	1.75"	OD SPOUTS (TWO)	2.25"	6.25"	P	2432	CHALLENGE
4.50" X 11.00"	18.00"	26.50"	2.00"	ID	1.75"	OD SPOUTS (TWO)	2.25"	6.25"	P	700417	MSL
4.50" X 11.00"	18.00"	26.50"	2.00"	ID	2.00"	OD SPOUT	2.00"	6.50"	O/OO	2403	CHALLENGE
4.50" X 11.00"	18.00"	26.50"	2.00"	ID	2.00"	OD SPOUT	2.00"	6.50"	O/OO	700389	MSL
4.50" X 11.00"	18.00"	27.75"	2.00"	ID	1.75"	OD SPOUTS (TWO)	2.00"	7.75"	O/C-OO	2169	CHALLENGE
4.50" X 11.00"	18.00"	27.75"	2.00"	ID	1.75"	OD SPOUTS (TWO)	2.00"	7.75"	O/C-OO	700390	MSL
4.50" X 11.00"	18.00"	28.25"	2.00"	ID	2.00"	OD SPOUT	2.00"	8.25"	O/C	2264	CHALLENGE
4.50" X 11.00"	18.00"	29.75"	1.75"	OD PIPE W/ WELDED FLANGE	2.00"	OD SPOUT	4.75"	7.00"	O/C	2295	CHALLENGE
4.50" X 11.00"	18.00"	29.75"	1.75"	OD PIPE W/ WELDED FLANGE	2.00"	OD SPOUT	4.75"	7.00"	O/C	700409	MSL
4.50" X 11.00"	18.00"	29.75"	2.25"	ID	2.00"	OD SPOUT	2.00"	9.75"	O/C	2419	CHALLENGE
4.50" X 11.00"	18.00"	29.75"	2.25"	ID	2.00"	OD SPOUT	2.00"	9.75"	O/C	2480	CHALLENGE
4.50" X 11.00"	18.00"	30.25"	2.00"	ID	2.00"	OD SPOUTS (TWO)	2.25"	10.00"	P	2029	CHALLENGE
4.50" X 11.00"	18.00"	30.25"	2.00"	ID	2.00"	OD SPOUTS (TWO)	2.25"	10.00"	P	700383	MSL
4.50" X 11.00"	18.00"	30.44"	2.00"	ID	1.75"	OD SPOUTS (TWO)	2.25"	10.19"	P	2503	CHALLENGE
4.50" X 11.00"	18.00"	32.50"	2.00"	ID	2.00"	OD SPOUT	2.00"	12.50"	O/OO	2534	CHALLENGE
4.50" X 11.00"	18.00"	33.00"	2.00"	OD PIPE	1.75"	OD (TWO)	5.75"	9.25"	P	2537	CHALLENGE
4.50" X 11.00"	18.00"	33.00"	2.00"	OD PIPE W/ FLANGE	1.75"	OD SPOUTS (TWO)	9.00"	6.25"	P	2459	CHALLENGE
4.50" X 11.00"	18.00"	34.00"	2.00"	OD PIPE W/ FLANGE	2.00"	OD SPOUT	6.25"	9.75"	O/C	2451	CHALLENGE
4.50" X 11.00"	18.00"	34.00"	2.00"	OD PIPE W/ FLANGE	2.00"	OD SPOUT	6.25"	9.75"	O/C	700424	MSL
4.50" X 11.00"	18.00"	35.00"	2.00"	OD W/ FLANGE	2.00"	OD SPOUT	8.25"	8.75"	B	2128	CHALLENGE

MUFFLER DIMENSIONS BY CROSS SECTION

GENERAL INFO

CROSS SECTION	SHELL LGTH.	OVERALL LGTH.	INLET SIZE	INLET TYPE	OUTLET SIZE	OUTLET TYPE	INLET LGTH.	OUTLET LGTH.	CONFIG. TYPE	PART NO.	MUFFLER TYPE
Oval Mufflers - Cont.											
4.50" X 11.00"	18.00"	35.00"	2.00"	OD W/ FLANGE	2.00"	OD SPOUT	8.25"	8.75"	B	700240	MSL
4.50" X 11.00"	19.00"	23.00"	2.50"	ID	2.25"	ID	2.00"	2.00"	O/C	2281	CHALLENGE
4.50" X 11.00"	19.00"	23.00"	2.50"	ID	2.25"	ID	2.00"	2.00"	O/C	700178	MSL
4.50" X 11.00"	19.00"	24.50"	2.00"	ID	2.00"	OD	2.75"	2.75"	O/C	3429	CHALLENGE
4.50" X 11.00"	19.00"	24.50"	2.00"	ID	2.00"	OD	2.75"	2.75"	O/C	700127	MSL
4.50" X 11.00"	19.00"	24.50"	2.25"	ID	2.00"	OD	2.75"	2.75"	O/C	3430	CHALLENGE
4.50" X 11.00"	19.00"	24.50"	2.25"	ID	2.00"	OD	2.75"	2.75"	O/C	700027	MSL
4.50" X 11.00"	19.00"	24.50"	2.25"	ID	2.00"	OD	2.75"	2.75"	O/C	5566	SILENTONE
4.50" X 11.00"	20.00"	22.25"	2.25"	ID	2.25"	ID	2.25"	2.25"	GG	2155	CHALLENGE
4.50" X 11.00"	20.00"	22.25"	2.25"	ID	2.25"	ID	2.25"	2.25"	GG	700398	MSL
4.50" X 11.00"	20.00"	24.00"	2.50"	ID	2.25"	ID	2.25"	1.75"	O/C	2249	CHALLENGE
4.50" X 11.00"	20.00"	24.00"	2.50"	ID	2.25"	ID	2.25"	1.75"	O/C	700375	MSL
4.50" X 11.00"	20.00"	27.50"	2.25"	ID	2.00"	OD SPOUT	2.25"	7.50"	GG	2154	CHALLENGE
4.50" X 11.00"	20.00"	27.50"	2.25"	ID	2.00"	OD SPOUT	2.25"	7.50"	GG	700250	MSL
4.50" X 11.00"	20.00"	36.00"	2.50"	OD W/ FLANGE	1.75"	OD SPOUTS (TWO)	2.00"		QQ	2418	CHALLENGE
4.50" X 11.00"	20.00"	36.00"	2.50"	OD W/ FLANGE	1.75"	OD SPOUTS (TWO)	2.00"		QQ	700447	MSL
4.50" X 11.00"	20.00"	38.50"	2.25"	OD W/ FLANGE	2.00"	OD SPOUT	2.00"	11.25"	UU	3583	CHALLENGE
4.50" X 11.00"	20.00"	38.50"	2.25"	OD W/ FLANGE	2.00"	OD SPOUT	2.00"	11.25"	UU	700448	MSL
4.50" X 11.00"	21.00"	25.00"	2.50"	ID	2.25"	ID	2.00"	2.00"	O/C	2188	CHALLENGE
4.50" X 11.00"	21.00"	25.00"	2.50"	ID	2.25"	ID	2.00"	2.00"	O/C	700376	MSL
4.50" X 11.00"	21.00"	31.25"	2.00"	ID	2.00"	OD PIPE W/ FLANGE	2.25"	8.00"	D	2255	CHALLENGE
4.50" X 11.00"	21.00"	31.25"	2.00"	ID	2.00"	OD PIPE W/ FLANGE	2.25"	8.00"	D	700395	MSL
4.50" X 11.00"	21.00"	31.25"	2.25"	ID	2.25"	OD PIPE W/ FLANGE	2.25"	8.00"	D	2254	CHALLENGE
4.50" X 11.00"	21.00"	31.25"	2.25"	ID	2.25"	OD PIPE W/ FLANGE	2.25"	8.00"	D	700394	MSL
4.50" X 11.00"	21.00"	34.00"	2.50"	ID	2.50"	OD PIPE W/ FLANGE	3.00"	10.00"	C/O	2415	CHALLENGE
4.50" X 11.00"	21.00"	34.00"	2.50"	ID	2.50"	OD PIPE W/ FLANGE	3.00"	10.00"	C/O	700457	MSL
4.50" X 11.00"	21.00"	36.00"	2.50"	ID	2.25"	ID	11.00"	4.00"	C/O	2564	CHALLENGE
4.50" X 11.00"	21.00"	36.00"	2.50"	ID	2.25"	ID	11.00"	4.00"	C/O	700479	MSL
4.50" X 11.00"	23.50"	30.25"	2.25"	ID	2.00"	OD	3.50"	3.25"	O/C	2004	CHALLENGE
4.50" X 11.00"	23.50"	30.25"	2.25"	ID	2.00"	OD	3.50"	3.25"	O/C	700207	MSL
4.50" X 11.00"	23.50"	40.50"	2.25"	OD PIPE W/ FLANGE	2.25"	OD PIPE W/ FLANGE	7.00"	10.00"	C/O	2498	CHALLENGE
4.50" X 11.00"	24.00"	29.00"	3.00"	ID	3.00"	ID (TWO)	2.50"	2.50"	C/O-OO	690512	BIG MAX TURBO
4.50" X 11.00"	25.00"	29.00"	2.25"	ID	2.00"	ID (TWO)	2.00"	2.00"	T	2237	CHALLENGE
4.50" X 11.00"	25.00"	29.00"	2.25"	ID	2.00"	ID (TWO)	2.00"	2.00"	T	700380	MSL

MUFFLER DIMENSIONS BY CROSS SECTION



GENERAL INFO

CROSS SECTION	SHELL LGTH.	OVERALL LGTH.	INLET SIZE	INLET TYPE	OUTLET SIZE	OUTLET TYPE	INLET LGTH.	OUTLET LGTH.	CONFIG. TYPE	PART NO.	MUFFLER TYPE
Oval Mufflers - Cont.											
4.50" X 11.00"	28.00"	32.25"	2.50"	ID	2.25"	ID	2.00"	2.25"	O/C	2189	CHALLENGE
4.50" X 11.00"	28.00"	32.25"	2.50"	ID	2.25"	ID	2.00"	2.25"	O/C	700381	MSL
4.50" X 11.00"	28.00"	32.62"	2.75"	OD W/ FLANGE	2.25"	ID	2.38"	2.25"	O/C	2176	CHALLENGE
4.50" X 11.00"	28.00"	32.62"	2.75"	OD W/ FLANGE	2.25"	ID	2.38"	2.25"	O/C	700150	MSL
4.50" X 11.00"	28.00"	32.75"	2.75"	OD W/ FLANGE	2.25"	ID	2.50"	2.25"	O/C	2304	CHALLENGE
4.50" X 11.00"	28.00"	32.75"	2.75"	OD W/ FLANGE	2.25"	ID	2.50"	2.25"	O/C	700292	MSL
5.50" X 11.00"	12.00"	19.50"	2.50"	ID	2.25"	OD SPOUT	2.00"	5.50"	O/C	2546	CHALLENGE
5.50" X 11.00"	12.00"	19.50"	2.50"	ID	2.25"	OD SPOUT	2.00"	5.50"	O/C	700472	MSL
5.50" X 11.00"	12.00"	19.75"	2.25"	ID	2.25"	OD	2.25"	5.50"	O/C	2582	CHALLENGE
5.50" X 11.00"	12.00"	23.50"	1.75"	ID ON 1.75" OD PIPE	2.00"	OD ON 2.00" OD PIPE	4.25"	7.25"	A	2528	CHALLENGE
5.50" X 11.00"	12.00"	24.00"	2.00"	ID ON 2.00" OD PIPE	2.25"	OD SPOUT	9.00"	3.00"	O/C	2543	CHALLENGE
5.50" X 11.00"	12.00"	24.00"	2.00"	ID ON 2.00" OD PIPE	2.25"	OD SPOUT	9.00"	3.00"	O/C	2573	CHALLENGE
5.50" X 11.00"	12.00"	24.50"	1.75"	OD PIPE W/ FLANGE	2.00"	OD PIPE	5.25"	7.25"	A	2529	CHALLENGE
5.50" X 11.00"	12.00"	25.00"	2.00"	OD ON 2.00" OD PIPE	2.00"	OD SPOUT	5.50"	7.50"	O/C	2550	CHALLENGE
5.50" X 11.00"	12.00"	25.00"	2.00"	OD ON 2.00" OD PIPE	2.00"	OD SPOUT	5.50"	7.50"	O/C	2551	CHALLENGE
5.50" X 11.00"	12.00"	25.00"	2.25"	ID ON 2.25" OD PIPE	2.25"	OD SPOUT	9.00"	4.00"	O/C	2544	CHALLENGE
5.50" X 11.00"	12.00"	27.00"	2.25"	ID ON 2.25" OD PIPE	2.00"	OD PIPE	9.00"	6.00"	O/C	2574	CHALLENGE
5.50" X 11.00"	12.00"	27.00"	2.25"	ID ON 2.25" OD PIPE	2.00"	OD PIPE	9.00"	6.00"	O/C	2575	CHALLENGE
5.50" X 11.00"	13.00"	26.50"	2.50"	OD PIPE W/ FLANGE	2.00"	OD SPOUTS (TWO)	8.50"	5.00"	DD	2512	CHALLENGE
5.50" X 11.00"	15.00"	25.50"	1.75"	OD W/ FLANGE	2.25"	OD	4.50"	6.00"	O/C	2553	CHALLENGE
5.50" X 11.00"	15.00"	28.00"	1.75"	ID	2.25"	OD	6.50"	6.50"	O/C	2552	CHALLENGE
5.50" X 11.00"	16.00"	30.25"	2.25"	ID	2.00"	OD SPOUT	2.00"	12.25"	O/C	2513	CHALLENGE
5.50" X 11.00"	17.00"	26.00"	2.25"	ID	1.75"	OD SPOUTS (TWO)	1.50"	7.50"	DD	2530	CHALLENGE
5.50" X 11.00"	18.00"	30.50"	2.00"	OD PIPE W/ FLANGE	2.50"	OD SPOUT	5.50"	7.00"	O/C	2489	CHALLENGE
5.50" X 11.00"	19.00"	23.00"	2.25"	ID	2.25"	ID	2.00"	2.00"	O/O	2583	CHALLENGE
5.50" X 11.00"	19.00"	23.00"	2.25"	ID	2.25"	ID	2.00"	2.00"	O/O	700473	MSL
5.50" X 11.00"	20.00"	27.00"	3.00"	ID	3.00"	ID	3.50"	3.50"	O/C	690533	BIG MAX TURBO
5.50" X 11.00"	23.00"	28.00"	2.75"	ID	2.75"	ID	2.50"	2.50"	C/O	2549	CHALLENGE
5.50" X 11.00"	24.00"	28.00"	2.75"	ID (TWO)	3.00"	ID	2.00"	2.00"	O-OO/C	709024	MSL
5.50" X 11.00"	28.00"	32.00"	2.25"	ID	2.25"	ID	2.00"	2.00"	O/C	2571	CHALLENGE
5.50" X 11.00"	28.00"	32.00"	2.25"	ID	2.25"	ID	2.00"	2.00"	O/C	700469	MSL
5.50" X 11.00"	30.00"	37.00"	2.75"	OD W/ FLANGE	2.50"	ID	3.00"	4.00"	O/C	2524	CHALLENGE
5.50" X 11.00"	30.00"	37.00"	2.75"	OD W/ FLANGE	2.50"	ID	3.00"	4.00"	O/C	700466	MSL

MUFFLER DIMENSIONS BY CROSS SECTION

GENERAL INFO

CROSS SECTION	SHELL LGTH.	OVERALL LGTH.	INLET SIZE	INLET TYPE	OUTLET SIZE	OUTLET TYPE	INLET LGTH.	OUTLET LGTH.	CONFIG. TYPE	PART NO.	MUFFLER TYPE
Oval Mufflers - Cont.											
6.50" X 10.25"	18.00"	25.50"	3.00"	ID	3.00"	OD	3.25"	4.25"	O/C	2059	CHALLENGE
7.00" X 9.00"	12.00"	17.75"	1.75"	ID	1.75"	OD SPOUT	1.75"	4.00"	J	3581	CHALLENGE
7.00" X 9.00"	12.00"	17.75"	1.75"	ID	1.75"	OD SPOUT	1.75"	4.00"	J	700169	MSL
7.00" X 9.00"	12.00"	18.75"	2.00"	ID	2.00"	OD SPOUT	1.50"	5.25"	C	2215	CHALLENGE
7.00" X 9.00"	12.00"	19.00"	2.00"	ID	2.00"	OD SPOUT	1.50"	5.50"	C	3574	CHALLENGE
7.00" X 9.00"	12.00"	19.00"	2.00"	ID	2.00"	OD SPOUT	1.50"	5.50"	D	2216	CHALLENGE
7.00" X 9.00"	12.00"	19.00"	2.00"	ID	2.00"	OD SPOUT	1.50"	5.50"	D	3573	CHALLENGE
7.00" X 9.00"	12.00"	19.50"	1.75"	ID	1.75"	OD SPOUT	2.25"	5.25"	J	2042	CHALLENGE
7.00" X 9.00"	12.00"	19.50"	1.75"	ID	1.75"	OD SPOUT	2.25"	5.25"	J	700217	MSL
7.00" X 9.00"	12.00"	20.00"	2.00"	ID	2.00"	OD SPOUT	1.50"	6.50"	C	3577	CHALLENGE
7.00" X 9.00"	12.00"	20.00"	2.00"	ID	2.00"	OD SPOUT	1.50"	6.50"	D	3576	CHALLENGE
7.00" X 9.00"	12.00"	20.00"	2.00"	ID	2.00"	OD SPOUT	1.50"	6.50"	D	700200	MSL
7.00" X 9.00"	12.00"	24.00"	2.00"	ID	2.00"	OD	7.25"	4.75"	O/C	2533	CHALLENGE
7.00" X 9.00"	12.00"	27.00"	1.75"	ID	1.75"	OD SPOUT	3.00"	12.00"	J	3582	CHALLENGE
7.00" X 9.00"	12.00"	27.00"	1.75"	ID	1.75"	OD SPOUT	3.00"	12.00"	J	700147	MSL
7.00" X 9.00"	12.00"	29.00"	2.00"	ID ON 2.00" OD PIPE	2.00"	OD SPOUT	13.00"	4.00"	C	2532	CHALLENGE
7.00" X 9.00"	13.00"	16.50"	2.00"	ID	1.88"	ID	1.75"	1.75"	D	2039	CHALLENGE
7.00" X 9.00"	13.00"	16.50"	2.00"	ID	1.88"	ID	1.75"	1.75"	D	700214	MSL
7.00" X 9.00"	13.00"	17.50"	2.00"	ID	1.88"	ID	2.00"	2.50"	C	3545	CHALLENGE
7.00" X 9.00"	13.00"	17.50"	2.00"	ID	1.88"	ID	2.00"	2.50"	C	700285	MSL
7.00" X 9.00"	13.00"	18.00"	2.75"	ID	2.25"	ID	2.50"	2.50"	C	2070	CHALLENGE
7.00" X 9.00"	13.00"	19.50"	2.75"	ID	2.50"	ID	3.25"	3.25"	C	3570	CHALLENGE
7.00" X 9.00"	13.00"	19.50"	2.75"	ID	2.50"	ID	3.25"	3.25"	C	700028	MSL
7.00" X 9.00"	13.00"	20.50"	2.00"	ID	1.75"	OD SPOUTS (TWO)	1.50"	6.00"	W	3568	CHALLENGE
7.00" X 9.00"	13.00"	20.50"	2.00"	ID	1.75"	OD SPOUTS (TWO)	1.50"	6.00"	W	700289	MSL
7.00" X 9.00"	13.00"	21.00"	1.63"	ID	1.75"	OD SPOUT	2.00"	6.00"	D	2129	CHALLENGE
7.00" X 9.00"	13.00"	21.00"	1.63"	ID	1.75"	OD SPOUT	2.00"	6.00"	D	700241	MSL
7.00" X 9.00"	13.00"	21.00"	2.00"	ID	1.75"	OD SPOUT	1.50"	6.50"	C	3197	CHALLENGE
7.00" X 9.00"	13.00"	21.00"	2.00"	ID	1.75"	OD SPOUT	1.50"	6.50"	C	6567	MSL
7.00" X 9.00"	13.00"	21.00"	2.00"	ID	2.00"	OD SPOUT	2.00"	6.00"	O/OO	2173	CHALLENGE
7.00" X 9.00"	13.00"	21.88"	2.75"	ID	2.50"	OD SPOUT	2.50"	6.38"	C	2406	CHALLENGE
7.00" X 9.00"	13.00"	21.88"	2.75"	ID	2.50"	OD SPOUT	2.50"	6.38"	C	700345	MSL
7.00" X 9.00"	13.00"	22.00"	1.75"	ID	1.75"	OD SPOUT	2.00"	7.00"	C	2022	CHALLENGE
7.00" X 9.00"	13.00"	22.00"	1.75"	ID	1.75"	OD SPOUT	2.00"	7.00"	C	700405	MSL
7.00" X 9.00"	13.00"	22.00"	2.00"	ID	1.75"	OD SPOUT	2.00"	7.00"	C	2426	CHALLENGE

MUFFLER DIMENSIONS BY CROSS SECTION



GENERAL INFO

CROSS SECTION	SHELL LGTH.	OVERALL LGTH.	INLET SIZE	INLET TYPE	OUTLET SIZE	OUTLET TYPE	INLET LGTH.	OUTLET LGTH.	CONFIG. TYPE	PART NO.	MUFFLER TYPE
Oval Mufflers - Cont.											
7.00" X 9.00"	13.00"	22.00"	2.00"	ID	1.75"	OD SPOUT	2.00"	7.00"	C	700416	MSL
7.00" X 9.00"	13.00"	22.50"	1.75"	ID	2.00"	OD SPOUT	2.00"	7.50"	C	2378	CHALLENGE
7.00" X 9.00"	13.00"	22.50"	1.75"	ID	2.00"	OD SPOUT	2.00"	7.50"	D	2379	CHALLENGE
7.00" X 9.00"	13.00"	22.50"	2.00"	ID	2.00"	OD SPOUT	2.00"	7.50"	C	2382	CHALLENGE
7.00" X 9.00"	13.00"	22.50"	2.00"	ID	2.00"	OD SPOUT	2.00"	7.50"	D	2383	CHALLENGE
7.00" X 9.00"	13.00"	23.25"	2.00"	ID	2.00"	OD SPOUTS (TWO)	1.75"	8.50"	D	2038	CHALLENGE
7.00" X 9.00"	13.00"	23.25"	2.00"	ID	2.00"	OD SPOUTS (TWO)	1.75"	8.50"	D	700355	MSL
7.00" X 9.00"	13.00"	24.00"	2.00"	ID	2.00"	OD SPOUTS (TWO)	2.00"	9.00"	C	3546	CHALLENGE
7.00" X 9.00"	13.00"	24.00"	2.00"	ID	2.00"	OD SPOUTS (TWO)	2.00"	9.00"	C	700444	MSL
7.00" X 9.00"	13.00"	24.38"	1.75"	OD W/ FLANGE	2.00"	OD SPOUT	4.13"	7.25"	J	2252	CHALLENGE
7.00" X 9.00"	13.00"	24.38"	1.75"	OD W/ FLANGE	2.00"	OD SPOUT	4.25"	7.25"	J	700387	MSL
7.00" X 9.00"	13.00"	25.75"	2.00"	ID	2.00"	OD SPOUT	2.00"	10.75"	C	2490	CHALLENGE
7.00" X 9.00"	13.00"	25.75"	2.00"	ID	2.00"	OD SPOUT	2.00"	10.75"	D	2491	CHALLENGE
7.00" X 9.00"	13.00"	29.00"	2.00"	ID	2.25"	OD SPOUT (SPLIT)	2.00"	14.00"	D	2238	CHALLENGE
7.00" X 9.00"	13.00"	29.00"	2.00"	ID	2.25"	OD SPOUT (SPLIT)	2.00"	14.00"	D	700261	MSL
7.00" X 9.00"	13.00"	31.50"	2.00"	ID/2.00" OD PIPE	2.25"	OD SPOUT (SPLIT)	7.00"	11.50"	C	2239	CHALLENGE
7.00" X 9.00"	13.00"	31.50"	2.00"	ID/2.00" OD PIPE	2.25"	OD SPOUT (SPLIT)	7.00"	11.50"	C	700262	MSL
7.00" X 9.00"	14.00"	18.00"	1.88"	ID	2.25"	ID	2.00"	2.00"	AA	2243	CHALLENGE
7.00" X 9.00"	14.00"	18.00"	1.88"	ID	2.25"	ID	2.00"	2.00"	MM	2242	CHALLENGE
7.00" X 9.00"	14.00"	18.00"	1.88"	ID	2.25"	ID	2.00"	2.00"	AA	700298	MSL
7.00" X 9.00"	14.00"	18.00"	1.88"	ID	2.25"	ID	2.00"	2.00"	MM	700300	MSL
7.00" X 9.00"	14.00"	19.50"	2.50"	ID	2.50"	ID	2.75"	2.75"	C	2079	CHALLENGE
7.00" X 9.00"	14.00"	19.50"	2.50"	ID	2.50"	ID	2.75"	2.75"	C	700227	MSL
7.00" X 9.00"	14.00"	21.50"	2.25"	ID	2.25"	OD	2.00"	5.50"	HH	2416	CHALLENGE
7.00" X 9.00"	14.00"	21.50"	2.25"	ID	2.25"	OD SPOUT	2.00"	5.50"	HH	2417	CHALLENGE
7.00" X 9.00"	14.00"	21.50"	2.25"	ID	2.25"	OD	2.00"	5.50"	HH	700396	MSL
7.00" X 9.00"	14.00"	22.75"	2.25"	ID	2.25"	OD SPOUT	2.00"	6.75"	AA	2425	CHALLENGE
7.00" X 9.00"	14.00"	22.75"	2.25"	ID	2.25"	OD SPOUT	2.00"	6.75"	O/C	2602	CHALLENGE
7.00" X 9.00"	14.00"	22.75"	2.25"	ID	2.25"	OD SPOUT	2.00"	6.75"	O/C	700485	MSL
7.00" X 9.00"	14.00"	24.00"	2.00"	ID	1.75"	OD SPOUT	2.00"	8.00"	I	2012	CHALLENGE
7.00" X 9.00"	14.00"	24.00"	2.00"	ID	1.75"	OD SPOUT	2.00"	8.00"	I	700209	MSL

MUFFLER DIMENSIONS BY CROSS SECTION

GENERAL INFO

CROSS SECTION	SHELL LGTH.	OVERALL LGTH.	INLET SIZE	INLET TYPE	OUTLET SIZE	OUTLET TYPE	INLET LGTH.	OUTLET LGTH.	CONFIG. TYPE	PART NO.	MUFFLER TYPE
Oval Mufflers - Cont.											
7.00" X 9.00"	14.00"	24.50"	2.00"	ID	1.50"	OD SPOUTS (TWO)	1.50"	9.00"	S	3523	CHALLENGE
7.00" X 9.00"	14.00"	24.50"	2.00"	ID	1.50"	OD SPOUTS (TWO)	1.50"	9.00"	S	700140	MSL
7.00" X 9.00"	14.00"	25.00"	2.00"	ID	2.00"	OD SPOUT	2.00"	9.00"	AA	2119	CHALLENGE
7.00" X 9.00"	14.00"	25.00"	2.00"	ID	2.00"	OD SPOUT	2.00"	9.00"	AA	700235	MSL
7.00" X 9.00"	14.00"	25.25"	1.75"	ID	1.75"	OD SPOUT	2.25"	9.00"	K	2030	CHALLENGE
7.00" X 9.00"	14.00"	25.50"	1.75"	ID	1.75"	OD SPOUT	2.25"	9.25"	R	2375	CHALLENGE
7.00" X 9.00"	14.00"	26.00"	2.25"	ID	1.50"	ID & 1.50" OD	2.00"	10.00"	W	2160	CHALLENGE
7.00" X 9.00"	14.00"	26.00"	2.25"	ID	1.50"	ID & 1.50" OD	2.00"	10.00"	W	700412	MSL
7.00" X 9.00"	14.00"	26.63"	2.00"	ID	2.00"	OD SPOUT	2.00"	10.62"	AA	2142	CHALLENGE
7.00" X 9.00"	14.00"	26.63"	2.00"	ID	2.00"	OD SPOUT	2.00"	10.62"	AA	700334	MSL
7.00" X 9.00"	14.00"	28.25"	1.88"	ID	2.00"	OD SPOUT	1.75"	12.50"	B	2424	CHALLENGE
7.00" X 9.00"	14.00"	28.25"	1.88"	ID	2.00"	OD SPOUT	1.75"	12.50"	B	700437	MSL
7.00" X 9.00"	14.00"	28.38"	2.25"	ID	2.25"	OD SPOUT	2.00"	12.38"	AA	2246	CHALLENGE
7.00" X 9.00"	14.00"	28.38"	2.25"	ID	2.25"	OD SPOUT	2.00"	12.38"	AA	700333	MSL
7.00" X 9.00"	14.00"	28.50"	2.00"	ID	2.00"	OD SPOUT	3.00"	11.50"	AA	2141	CHALLENGE
7.00" X 9.00"	14.00"	28.50"	2.00"	ID	2.00"	OD SPOUT	3.00"	11.50"	AA	700246	MSL
7.00" X 9.00"	14.00"	29.00"	2.25"	ID	2.25"	OD SPOUT (SPLIT)	2.00"	13.00"	AA	2262	CHALLENGE
7.00" X 9.00"	14.00"	29.00"	2.25"	ID	2.25"	OD SPOUT (SPLIT)	2.00"	13.00"	AA	700338	MSL
7.00" X 9.00"	14.00"	29.50"	2.25"	ID	2.25"	OD SPOUT	2.00"	13.25"	AA	2497	CHALLENGE
7.00" X 9.00"	14.00"	29.50"	2.25"	ID	2.25"	OD SPOUT	2.00"	13.25"	AA	700450	MSL
7.00" X 9.00"	14.00"	30.88"	2.25"	ID	2.25"	OD SPOUT	2.00"	14.88"	AA	2310	CHALLENGE
7.00" X 9.00"	14.00"	30.88"	2.25"	ID	2.25"	OD SPOUT	2.00"	14.88"	AA	700342	MSL
7.00" X 9.00"	14.00"	32.50"	2.00"	ID	2.25"	OD SPOUT	2.00"	16.50"	O	2520	CHALLENGE
7.00" X 9.00"	14.00"	32.50"	2.00"	ID	2.25"	OD SPOUT	2.00"	16.50"	O	700451	MSL
7.00" X 9.00"	14.00"	32.62"	2.75"	ID/3.00" OD PIPE	2.50" X 7.75"	FORMED SPOUT	8.88"	9.75"	C	2440	CHALLENGE
7.00" X 9.00"	14.00"	32.62"	2.75"	ID/3.00" OD PIPE	2.50" X 7.75"	FORMED SPOUT	8.88"	9.75"	D	2441	CHALLENGE
7.00" X 9.00"	14.00"	32.75"	2.00"	ID	2.25"	OD SPOUT	2.00"	16.75"	JJ	2521	CHALLENGE
7.00" X 9.00"	14.00"	32.75"	2.00"	ID	2.25"	OD SPOUT	2.00"	16.75"	JJ	700452	MSL
7.00" X 9.00"	15.00"	18.50"	2.00"	ID	1.75"	ID	1.75"	1.75"	B	5572	SILENTONE
7.00" X 9.00"	15.00"	22.25"	2.00"	ID	1.75"	OD SPOUT	2.00"	5.25"	MM	2162	CHALLENGE
7.00" X 9.00"	15.00"	22.25"	2.00"	ID	1.75"	OD SPOUT	2.00"	5.25"	MM	700408	MSL

MUFFLER DIMENSIONS BY CROSS SECTION



GENERAL INFO

CROSS SECTION	SHELL LGTH.	OVERALL LGTH.	INLET SIZE	INLET TYPE	OUTLET SIZE	OUTLET TYPE	INLET LGTH.	OUTLET LGTH.	CONFIG. TYPE	PART NO.	MUFFLER TYPE
Oval Mufflers - Cont.											
7.00" X 9.00"	15.00"	23.50"	2.00"	ID	1.75"	OD SPOUTS (TWO)	2.00"	6.50"	II	3524	CHALLENGE
7.00" X 9.00"	15.00"	23.50"	2.00"	ID	1.75"	OD SPOUTS (TWO)	2.00"	6.50"	II	700284	MSL
7.00" X 9.00"	15.00"	25.00"	2.00"	ID	2.00"	OD SPOUT	2.00"	8.00"	J	2072	CHALLENGE
7.00" X 9.00"	15.00"	25.00"	2.00"	ID	2.00"	OD SPOUT	2.00"	8.00"	J	700351	MSL
7.00" X 9.00"	15.00"	26.00"	2.00"	ID	1.75"	OD SPOUT	2.00"	9.00"	MM	2163	CHALLENGE
7.00" X 9.00"	15.00"	26.00"	2.00"	ID	1.75"	OD SPOUTS (TWO)	2.00"	9.00"	II	2183	CHALLENGE
7.00" X 9.00"	15.00"	26.00"	2.00"	ID	1.75"	OD SPOUT	2.00"	9.00"	MM	700413	MSL
7.00" X 9.00"	15.00"	26.00"	2.00"	ID	1.75"	OD SPOUTS (TWO)	2.00"	9.00"	II	700253	MSL
7.00" X 9.00"	15.00"	27.38"	1.75"	OD PIPE W/ FLANGE	2.00"	OD SPOUT	6.38"	6.00"	K	2277	CHALLENGE
7.00" X 9.00"	15.00"	27.38"	1.75"	OD PIPE W/ FLANGE	2.00"	OD SPOUT	6.38"	6.00"	K	700411	MSL
7.00" X 9.00"	15.00"	28.00"	2.00"	ID	2.00"	OD SPOUT	2.00"	11.00"	J	2073	CHALLENGE
7.00" X 9.00"	15.00"	28.00"	2.00"	ID	2.00"	OD SPOUT	2.00"	11.00"	J	700352	MSL
7.00" X 9.00"	15.00"	28.12"	1.75"	OD PIPE W/ FLANGE	2.00"	OD SPOUT	7.12"	6.00"	K	2276	CHALLENGE
7.00" X 9.00"	15.00"	28.12"	1.75"	OD PIPE W/ FLANGE	2.00"	OD SPOUT	7.12"	6.00"	K	700368	MSL
7.00" X 9.00"	16.00"	18.00"	2.00"	ID	2.00"	ID	2.00"	2.00"	CC	2068	CHALLENGE
7.00" X 9.00"	16.00"	19.50"	1.88"	ID	1.75"	ID	1.75"	1.75"	B	3463	CHALLENGE
7.00" X 9.00"	16.00"	19.50"	1.88"	ID	1.75"	ID	1.75"	1.75"	B	700280	MSL
7.00" X 9.00"	16.00"	20.00"	2.00"	ID	2.50"	ID	2.00"	2.00"	JJ	2222	CHALLENGE
7.00" X 9.00"	16.00"	20.00"	2.00"	ID	2.50"	ID	2.00"	2.00"	JJ	700332	MSL
7.00" X 9.00"	16.00"	20.00"	2.50"	ID	2.50"	ID	2.00"	2.00"	JJ	2223	CHALLENGE
7.00" X 9.00"	16.00"	20.00"	2.50"	ID	2.50"	ID	2.00"	2.00"	JJ	700259	MSL
7.00" X 9.00"	16.00"	21.00"	2.50"	ID	2.50"	ID	2.50"	2.50"	C	2078	CHALLENGE
7.00" X 9.00"	16.00"	21.00"	2.50"	ID	2.50"	ID	2.50"	2.50"	C	700226	MSL
7.00" X 9.00"	16.00"	23.75"	2.00"	ID	2.00"	OD SPOUT	2.00"	5.75"	I	2013	CHALLENGE
7.00" X 9.00"	16.00"	23.75"	2.00"	ID	2.00"	OD SPOUT	2.00"	5.75"	I	700210	MSL
7.00" X 9.00"	16.00"	24.00"	3.00"	ID	3.00"	OD	4.00"	4.00"	C	2063	CHALLENGE
7.00" X 9.00"	16.00"	24.00"	3.00"	ID	3.00"	OD	4.00"	4.00"	C	700347	MSL
7.00" X 9.00"	16.00"	24.50"	2.00"	ID	2.00"	OD SPOUT	2.00"	6.50"	C	2101	CHALLENGE
7.00" X 9.00"	16.00"	24.50"	2.00"	ID	2.00"	OD SPOUT	2.00"	6.50"	D	2102	CHALLENGE
7.00" X 9.00"	16.00"	26.25"	1.88"	ID	2.00"	OD SPOUT	1.75"	8.50"	Q	3464	CHALLENGE
7.00" X 9.00"	16.00"	26.25"	1.88"	ID	2.00"	OD SPOUT	1.75"	8.50"	Q	700410	MSL
7.00" X 9.00"	16.00"	26.25"	2.00"	ID	2.00"	OD W/SS TIP	2.00"	8.25"	C	2147	CHALLENGE
7.00" X 9.00"	16.00"	26.25"	2.00"	ID	2.00"	OD W/SS TIP	2.00"	8.25"	D	2148	CHALLENGE

MUFFLER DIMENSIONS BY CROSS SECTION

GENERAL INFO

CROSS SECTION	SHELL LGTH.	OVERALL LGTH.	INLET SIZE	INLET TYPE	OUTLET SIZE	OUTLET TYPE	INLET LGTH.	OUTLET LGTH.	CONFIG. TYPE	PART NO.	MUFFLER TYPE
Oval Mufflers - Cont.											
7.00" X 9.00"	16.00"	26.50"	1.88"	ID	1.50"	OD SPOUTS (TWO)	1.75"	8.75"	Q	3502	CHALLENGE
7.00" X 9.00"	16.00"	26.50"	1.88"	ID	1.50"	OD SPOUTS (TWO)	1.75"	8.75"	Q	700019	MSL
7.00" X 9.00"	16.00"	26.50"	1.88"	ID	1.75"	OD SPOUT	1.75"	8.75"	B	3501	CHALLENGE
7.00" X 9.00"	16.00"	26.50"	1.88"	ID	1.75"	OD SPOUT	1.75"	8.75"	B	700018	MSL
7.00" X 9.00"	16.00"	26.50"	1.88"	ID	2.00"	OD SPOUT	2.00"	8.50"	Q	2123	CHALLENGE
7.00" X 9.00"	16.00"	26.50"	1.88"	ID	2.00"	OD SPOUT	2.00"	8.50"	Q	700400	MSL
7.00" X 9.00"	16.00"	27.00"	1.88"	ID	1.75"	OD SPOUT	1.75"	9.25"	B	2097	CHALLENGE
7.00" X 9.00"	16.00"	27.00"	1.88"	ID	1.75"	OD SPOUTS (TWO)	2.00"	9.00"	Q	2442	CHALLENGE
7.00" X 9.00"	16.00"	27.00"	1.88"	ID	1.75"	OD SPOUT	1.75"	9.25"	B	700181	MSL
7.00" X 9.00"	16.00"	27.00"	1.88"	ID	1.75"	OD SPOUTS (TWO)	2.00"	9.00"	Q	700419	MSL
7.00" X 9.00"	16.00"	28.00"	1.88"	ID	1.50"	OD SPOUTS (TWO)	2.00"	10.00"	Q	2098	CHALLENGE
7.00" X 9.00"	16.00"	28.00"	1.88"	ID	1.50"	OD SPOUTS (TWO)	2.00"	10.00"	Q	700188	MSL
7.00" X 9.00"	16.00"	28.00"	2.00"	ID	2.25"	OD SPOUT	2.00"	10.00"	B	2037	CHALLENGE
7.00" X 9.00"	16.00"	28.25"	2.00"	ID	1.75"	OD SPOUTS (TWO)	1.75"	10.50"	S	2194	CHALLENGE
7.00" X 9.00"	16.00"	28.25"	2.25"	ID	2.25"	OD	6.25"	6.00"	C/O	2508	CHALLENGE
7.00" X 9.00"	16.00"	30.00"	1.75"	ID ON 1.75" OD PIPE	2.00"	OD SPOUT	6.00"	8.00"	C/O	2507	CHALLENGE
7.00" X 9.00"	16.00"	30.00"	1.75"	ID ON 1.75" OD PIPE	2.00"	OD SPOUT	6.00"	8.00"	C/O	700487	MSL
7.00" X 9.00"	16.00"	30.75"	2.00"	OD PIPE W/ FLANGE	2.00"	OD SPOUT	8.25"	6.50"	A	2275	CHALLENGE
7.00" X 9.00"	16.00"	30.75"	2.00"	OD PIPE W/ FLANGE	2.00"	OD SPOUT	8.25"	6.50"	A	700392	MSL
7.00" X 9.00"	16.00"	33.50"	1.75"	ID/1.75" OD PIPE	2.00"	OD PIPE	5.50"	12.00"	C/O	2499	CHALLENGE
7.00" X 9.00"	16.00"	33.50"	1.75"	ID/1.75" OD PIPE	2.00"	OD PIPE	5.50"	12.00"	C/O	700465	MSL
7.00" X 9.00"	16.00"	36.25"	2.25"	ID	2.25"	OD SPOUT	6.25"	14.00"	C/O	2572	CHALLENGE
7.00" X 9.00"	17.00"	29.50"	2.00"	ID	2.00"	OD SPOUT	2.00"	10.50"	B	2118	CHALLENGE
7.00" X 9.00"	17.00"	29.50"	2.00"	ID	2.00"	OD SPOUT	2.00"	10.50"	B	700143	MSL
7.00" X 9.00"	18.00"	22.00"	2.00"	ID	2.00"	ID	2.00"	2.00"	O/OO	2077	CHALLENGE
7.00" X 9.00"	18.00"	22.00"	2.00"	ID	2.00"	ID	2.00"	2.00"	O/OO	2298	CHALLENGE
7.00" X 9.00"	18.00"	22.00"	2.00"	ID	2.00"	ID	2.00"	2.00"	O/OO	2436	CHALLENGE
7.00" X 9.00"	18.00"	22.00"	2.00"	ID	2.00"	ID	2.00"	2.00"	O/OO	2473	CHALLENGE
7.00" X 9.00"	18.00"	22.00"	2.00"	ID	2.00"	ID	2.00"	2.00"	O/OO	2492	CHALLENGE
7.00" X 9.00"	18.00"	22.00"	2.00"	ID	2.00"	ID	2.00"	2.00"	O/OO	700225	MSL
7.00" X 9.00"	18.00"	22.00"	2.00"	ID	2.00"	ID	2.00"	2.00"	O/OO	700386	MSL
7.00" X 9.00"	18.00"	22.00"	2.00"	ID	2.00"	ID	2.00"	2.00"	O/OO	700422	MSL

MUFFLER DIMENSIONS BY CROSS SECTION



GENERAL INFO

CROSS SECTION	SHELL LGTH.	OVERALL LGTH.	INLET SIZE	INLET TYPE	OUTLET SIZE	OUTLET TYPE	INLET LGTH.	OUTLET LGTH.	CONFIG. TYPE	PART NO.	MUFFLER TYPE
Oval Mufflers - Cont.											
7.00" X 9.00"	18.00"	22.00"	2.00"	ID	2.00"	ID	2.00"	2.00"	O/OO	700467	MSL
7.00" X 9.00"	18.00"	22.00"	2.00"	ID	2.00"	ID	2.00"	2.00"	O/OO	700454	MSL
7.00" X 9.00"	18.00"	22.00"	2.25"	ID	2.00"	ID	2.00"	2.00"	B	2297	CHALLENGE
7.00" X 9.00"	18.00"	22.00"	2.25"	ID	2.00"	ID	2.00"	2.00"	B	700348	MSL
7.00" X 9.00"	18.00"	22.00"	2.50"	ID	2.50"	ID	2.00"	2.00"	Z	2438	CHALLENGE
7.00" X 9.00"	18.00"	22.00"	2.50"	ID	2.50"	ID	2.00"	2.00"	Z	700420	MSL
7.00" X 9.00"	18.00"	22.50"	2.25"	ID	2.25"	ID	2.25"	2.25"	G	2180	CHALLENGE
7.00" X 9.00"	18.00"	22.50"	2.25"	ID	2.25"	ID	2.25"	2.25"	G	700252	MSL
7.00" X 9.00"	18.00"	23.00"	3.00"	ID	2.50"	ID	2.50"	2.50"	O/OO	2016	CHALLENGE
7.00" X 9.00"	18.00"	23.00"	3.00"	ID	2.50"	ID	2.50"	2.50"	O/OO	700144	MSL
7.00" X 9.00"	18.00"	23.00"	3.00"	ID	3.00"	ID	2.50"	2.50"	O/O	2568	CHALLENGE
7.00" X 9.00"	18.00"	23.00"	3.00"	ID	3.00"	ID	2.50"	2.50"	O/O	700481	MSL
7.00" X 9.00"	18.00"	23.50"	3.00"	ID	3.00"	ID	3.00"	2.50"	O	2062	CHALLENGE
7.00" X 9.00"	18.00"	23.50"	3.00"	ID	3.00"	ID	3.00"	2.50"	O	700222	MSL
7.00" X 9.00"	18.00"	24.00"	2.25"	OD W/ FLANGE	2.00"	ID	4.00"	2.00"	O/OO	2280	CHALLENGE
7.00" X 9.00"	18.00"	24.00"	2.25"	OD W/ FLANGE	2.00"	ID	4.00"	2.00"	O/OO	700403	MSL
7.00" X 9.00"	18.00"	25.75"	2.00"	OD PIPE W/ FLANGE	1.75"	ID	5.75"	2.00"	C	2161	CHALLENGE
7.00" X 9.00"	18.00"	25.75"	2.00"	OD PIPE W/ FLANGE	1.75"	ID	5.75"	2.00"	C	700340	MSL
7.00" X 9.00"	18.00"	27.00"	2.00"	ID	1.50"	OD SPOUTS (TWO)	2.00"	7.00"	S	3480	CHALLENGE
7.00" X 9.00"	18.00"	27.00"	2.00"	ID	1.50"	OD SPOUTS (TWO)	2.00"	7.00"	S	700161	MSL
7.00" X 9.00"	18.00"	27.00"	3.00"	ID	2.75"	OD	2.50"	6.50"	O/OO	5570	SILENTONE
7.00" X 9.00"	18.00"	28.00"	3.00"	ID	3.00"	OD	3.00"	7.00"	O	2105	CHALLENGE
7.00" X 9.00"	18.00"	28.50"	2.13"	ID	2.00"	OD PIPE W/ FLANGE	2.00"	8.50"	J	2153	CHALLENGE
7.00" X 9.00"	18.00"	28.50"	2.13"	ID	2.00"	OD PIPE W/ FLANGE	2.00"	8.50"	J	700249	MSL
7.00" X 9.00"	18.00"	29.00"	2.00"	ID	2.00"	OD SPOUT	2.25"	8.75"	G	2023	CHALLENGE
7.00" X 9.00"	18.00"	29.00"	2.00"	ID	2.00"	OD SPOUT	2.25"	8.75"	G	700151	MSL
7.00" X 9.00"	18.00"	29.50"	2.00"	OD PIPE W/ FLANGE	2.00"	ID	9.50"	2.00"	O/OO	2025	CHALLENGE
7.00" X 9.00"	18.00"	29.50"	2.00"	OD PIPE W/ FLANGE	2.00"	ID	9.50"	2.00"	O/OO	700148	MSL
7.00" X 9.00"	18.00"	29.50"	2.13"	ID	2.00"	OD PIPE W/ FLANGE	2.00"	9.50"	J	2152	CHALLENGE
7.00" X 9.00"	18.00"	29.50"	2.13"	ID	2.00"	OD PIPE W/ FLANGE	2.00"	9.50"	J	2450	CHALLENGE
7.00" X 9.00"	18.00"	29.50"	2.13"	ID	2.00"	OD PIPE W/ FLANGE	2.00"	9.50"	J	700248	MSL
7.00" X 9.00"	18.00"	29.50"	2.13"	ID	2.00"	OD PIPE W/ FLANGE	2.00"	9.50"	J	700426	MSL
7.00" X 9.00"	18.00"	29.75"	2.00"	ID	2.00"	OD SPOUTS (TWO)	2.25"	9.50"	L	2024	CHALLENGE

MUFFLER DIMENSIONS BY CROSS SECTION

GENERAL INFO

CROSS SECTION	SHELL LGTH.	OVERALL LGTH.	INLET SIZE	INLET TYPE	OUTLET SIZE	OUTLET TYPE	INLET LGTH.	OUTLET LGTH.	CONFIG. TYPE	PART NO.	MUFFLER TYPE
Oval Mufflers - Cont.											
7.00" X 9.00"	18.00"	29.75"	2.00"	ID	2.00"	OD SPOUTS (TWO)	2.25"	9.50"	L	700168	MSL
7.00" X 9.00"	18.00"	30.50"	2.00"	OD PIPE W/ FLANGE	2.00"	OD SPOUT	5.00"	7.50"	B	2250	CHALLENGE
7.00" X 9.00"	18.00"	30.50"	2.00"	OD PIPE W/ FLANGE	2.00"	OD SPOUT	5.00"	7.50"	B	700391	MSL
7.00" X 9.00"	18.00"	30.50"	2.25"	OD PIPE W/ FLANGE	2.00"	OD SPOUT	5.00"	7.50"	B	2251	CHALLENGE
7.00" X 9.00"	18.00"	30.50"	2.25"	OD PIPE W/ FLANGE	2.00"	OD SPOUT	5.00"	7.50"	B	700393	MSL
7.00" X 9.00"	18.00"	31.00"	2.00"	OD PIPE W/ FLANGE	2.00"	OD SPOUT	7.00"	6.00"	B	2485	CHALLENGE
7.00" X 9.00"	18.00"	32.00"	2.00"	ID	1.75"	OD SPOUT	2.25"	11.75"	G	2434	CHALLENGE
7.00" X 9.00"	18.00"	32.00"	2.00"	ID	1.75"	OD SPOUT	2.25"	11.75"	G	700418	MSL
7.00" X 9.00"	18.00"	32.25"	2.00"	ID	1.75"	OD SPOUTS (TWO)	2.25"	12.00"	L	2033	CHALLENGE
7.00" X 9.00"	18.00"	32.25"	2.00"	ID	1.75"	OD SPOUTS (TWO)	2.25"	12.00"	L	700213	MSL
7.00" X 9.00"	18.00"	32.50"	2.25"	OD PIPE W/ FLANGE	2.00"	OD SPOUT	7.00"	7.50"	B	2460	CHALLENGE
7.00" X 9.00"	18.00"	33.25"	2.00"	ID	1.75"	OD SPOUT	2.25"	13.00"	G	2031	CHALLENGE
7.00" X 9.00"	18.00"	33.25"	2.00"	ID	1.75"	OD SPOUT	2.25"	13.00"	G	700155	MSL
7.00" X 9.00"	18.00"	33.50"	2.00"	ID	1.75"	OD SPOUTS (TWO)	2.25"	13.25"	L	2032	CHALLENGE
7.00" X 9.00"	18.00"	33.50"	2.00"	ID	1.75"	OD SPOUTS (TWO)	2.25"	13.25"	L	700212	MSL
7.00" X 9.00"	18.00"	33.50"	2.00"	OD PIPE W/ FLANGE	2.00"	OD SPOUT	6.00"	9.50"	B	2395	CHALLENGE
7.00" X 9.00"	18.00"	33.50"	2.00"	OD PIPE W/ FLANGE	2.00"	OD SPOUT	6.00"	9.50"	B	700431	MSL
7.00" X 9.00"	18.00"	33.75"	2.25"	OD PIPE W/ FLANGE	2.00"	OD SPOUTS (TWO)	6.75"	9.00"	FF	2166	CHALLENGE
7.00" X 9.00"	18.00"	33.75"	2.25"	OD PIPE W/ FLANGE	2.00"	OD SPOUTS (TWO)	6.75"	9.00"	FF	700432	MSL
7.00" X 9.00"	18.00"	34.00"	2.25"	OD PIPES W/WELDED FLANGE	2.00"	OD SPOUT	5.75"	10.25"	B	2404	CHALLENGE
7.00" X 9.00"	18.00"	34.75"	2.25"	OD PIPE W/ FLANGE	2.00"	OD SPOUT	6.75"	10.00"	B	2284	CHALLENGE
7.00" X 9.00"	18.00"	34.75"	2.25"	OD PIPE W/ FLANGE	2.00"	OD W/SS TIP	5.75"	11.00"	B	2168	CHALLENGE
7.00" X 9.00"	20.00"	24.00"	2.25"	ID	2.25"	ID	2.00"	2.00"	C	2479	CHALLENGE
7.00" X 9.00"	20.00"	24.00"	2.75"	ID	2.75"	ID	2.00"	2.00"	O/OO	2114	CHALLENGE
7.00" X 9.00"	20.00"	24.00"	2.75"	ID	2.75"	ID	2.00"	2.00"	O/OO	700173	MSL
7.00" X 9.00"	20.00"	24.50"	2.50"	ID	2.25"	ID	2.25"	2.25"	PP	2224	CHALLENGE
7.00" X 9.00"	20.00"	24.50"	2.50"	ID	2.25"	ID	2.25"	2.25"	PP	700344	MSL
7.00" X 9.00"	20.00"	24.50"	2.50"	ID	2.50"	ID	2.25"	2.25"	PP	2293	CHALLENGE
7.00" X 9.00"	20.00"	24.50"	2.50"	ID	2.50"	ID	2.25"	2.25"	PP	700346	MSL
7.00" X 9.00"	20.00"	25.00"	3.00"	ID	3.00"	ID	2.50"	2.50"	O/O	2493	CHALLENGE
7.00" X 9.00"	20.00"	25.00"	3.00"	ID	3.00"	ID	2.50"	2.50"	O/O	700482	MSL
7.00" X 9.00"	20.00"	25.00"	3.00"	ID	3.00"	ID	2.50"	2.50"	O/OO	2453	CHALLENGE

MUFFLER DIMENSIONS BY CROSS SECTION



GENERAL INFO

CROSS SECTION	SHELL LGTH.	OVERALL LGTH.	INLET SIZE	INLET TYPE	OUTLET SIZE	OUTLET TYPE	INLET LGTH.	OUTLET LGTH.	CONFIG. TYPE	PART NO.	MUFFLER TYPE
Oval Mufflers - Cont.											
7.00" X 9.00"	20.00"	25.00"	3.00"	ID	3.00"	ID	2.50"	2.50"	O/OO	3595	CHALLENGE
7.00" X 9.00"	20.00"	25.00"	3.00"	ID	3.00"	ID	2.50"	2.50"	O/OO	700367	MSL
7.00" X 9.00"	20.00"	25.00"	3.00"	ID	3.00"	ID	2.50"	2.50"	O/OO	700175	MSL
7.00" X 9.00"	20.00"	25.50"	2.50"	ID	2.50"	ID	3.00"	2.50"	HH	2206	CHALLENGE
7.00" X 9.00"	20.00"	25.50"	2.50"	ID	2.50"	ID	3.00"	2.50"	HH	700297	MSL
7.00" X 9.00"	20.00"	27.50"	2.00"	ID	2.00"	OD SPOUT	2.00"	5.50"	D	2305	CHALLENGE
7.00" X 9.00"	20.00"	27.50"	2.00"	ID	2.00"	OD SPOUT	2.00"	5.50"	D	700369	MSL
7.00" X 9.00"	20.00"	30.50"	2.00"	OD W/ FLANGE	1.75"	OD SPOUT	2.25"	8.25"	B	3472	CHALLENGE
7.00" X 9.00"	20.00"	30.50"	2.00"	OD W/ FLANGE	1.75"	OD SPOUTS (TWO)	2.50"	8.00"	FF	3473	CHALLENGE
7.00" X 9.00"	20.00"	30.50"	2.00"	OD W/ FLANGE	1.75"	OD SPOUT	2.25"	8.25"	B	6593	MSL
7.00" X 9.00"	20.00"	30.50"	2.00"	OD W/ FLANGE	1.75"	OD SPOUTS (TWO)	2.50"	8.00"	FF	700007	MSL
7.00" X 9.00"	20.00"	31.50"	3.00"	ID	3.00"	OD	3.50"	8.00"	O/OO	5571	SILENTONE
7.00" X 9.00"	20.00"	32.00"	2.00"	OD W/ FLANGE	1.75"	OD SPOUTS (TWO)	2.50"	9.50"	FF	3479	CHALLENGE
7.00" X 9.00"	20.00"	38.50"	3.00"	OD PIPE W/ FLANGE	2.75"	OD	9.25"	9.25"	C	2456	CHALLENGE
7.00" X 9.00"	20.00"	38.50"	3.00"	OD PIPE W/ FLANGE	2.75"	OD	9.25"	9.25"	C	700441	MSL
7.00" X 9.00"	20.00"	39.00"	3.00"	OD PIPE W/ FLANGE	2.75"	OD	9.88"	9.13"	C	2429	CHALLENGE
7.00" X 9.00"	20.00"	39.00"	3.00"	OD PIPE W/ FLANGE	2.75"	OD	9.88"	9.13"	C	700438	MSL
7.00" X 9.00"	20.00"	39.25"	3.00"	OD PIPE W/ FLANGE & OD	2.75"	OD	10.44"	8.81"	V	2430	CHALLENGE
7.00" X 9.00"	20.00"	39.25"	3.00"	OD PIPE W/ FLANGE & OD	2.75"	OD	10.44"	8.81"	V	700439	MSL
7.00" X 9.00"	21.00"	25.50"	2.00"	ID	2.00"	OD W/ FLANGE	2.00"	2.50"	I	2296	CHALLENGE
7.00" X 9.00"	21.00"	25.50"	2.00"	ID	2.00"	OD W/ FLANGE	2.00"	2.50"	I	700294	MSL
7.00" X 9.00"	22.00"	26.50"	2.50"	ID	2.50"	ID	2.25"	2.25"	JJ	2274	CHALLENGE
7.00" X 9.00"	22.00"	26.50"	2.50"	ID	2.50"	ID	2.25"	2.25"	JJ	700301	MSL
7.00" X 9.00"	22.00"	27.00"	2.75"	ID	2.25"	ID	2.25"	2.75"	O/C	2205	CHALLENGE
7.00" X 9.00"	22.00"	27.00"	2.75"	ID	2.25"	ID	2.25"	2.75"	O/C	700305	MSL
7.00" X 9.00"	22.00"	27.00"	2.75"	ID	2.75"	OD	2.25"	2.75"	O/OO	2099	CHALLENGE
7.00" X 9.00"	22.00"	27.00"	2.75"	ID	2.75"	OD	2.25"	2.75"	O/OO	2100	CHALLENGE
7.00" X 9.00"	22.00"	27.00"	2.75"	ID	2.75"	OD	2.25"	2.75"	O/OO	700158	MSL
7.00" X 9.00"	22.00"	27.00"	2.75"	ID	2.75"	OD	2.25"	2.75"	O/OO	700142	MSL
7.00" X 9.00"	22.00"	27.75"	2.50"	ID (TWO)	2.75"	OD	3.00"	2.75"	V	2452	CHALLENGE
7.00" X 9.00"	22.00"	27.75"	2.50"	ID (TWO)	2.75"	OD	3.00"	2.75"	V	700365	MSL
7.00" X 9.00"	22.00"	31.75"	2.00"	ID	1.50"	OD SPOUTS (TWO)	1.75"	8.00"	O/O-OO	2071	CHALLENGE
7.00" X 9.00"	22.00"	31.75"	2.00"	ID	1.50"	OD SPOUTS (TWO)	1.75"	8.00"	O/O-OO	700223	MSL
7.00" X 9.00"	23.00"	25.00"	2.00"	ID	2.00"	ID	1.50"	2.00"	KK	2244	CHALLENGE
7.00" X 9.00"	23.00"	25.00"	2.00"	ID	2.00"	ID	1.50"	2.00"	KK	700296	MSL

MUFFLER DIMENSIONS BY CROSS SECTION

GENERAL INFO

CROSS SECTION	SHELL LGTH.	OVERALL LGTH.	INLET SIZE	INLET TYPE	OUTLET SIZE	OUTLET TYPE	INLET LGTH.	OUTLET LGTH.	CONFIG. TYPE	PART NO.	MUFFLER TYPE
Oval Mufflers - Cont.											
7.00" X 9.00"	23.00"	27.00"	2.25"	ID	2.25"	ID	2.00"	2.00"	C/O	2481	CHALLENGE
7.00" X 9.00"	23.00"	27.00"	2.75"	ID	2.50"	ID	2.00"	2.00"	O/C	2191	CHALLENGE
7.00" X 9.00"	23.00"	27.00"	2.75"	ID	2.50"	ID	2.00"	2.00"	O/C	700254	MSL
7.00" X 9.00"	23.00"	27.00"	2.75"	ID	2.75"	ID	2.00"	2.00"	A	2306	CHALLENGE
7.00" X 9.00"	23.00"	27.00"	2.75"	ID	2.75"	ID	2.00"	2.00"	A	700303	MSL
7.00" X 9.00"	23.00"	28.50"	2.00"	ID	2.00"	OD W/ FLANGE	2.50"	3.00"	G	2052	CHALLENGE
7.00" X 9.00"	23.00"	28.50"	2.00"	ID	2.00"	OD W/ FLANGE	2.50"	3.00"	G	700220	MSL
7.00" X 9.00"	23.00"	29.25"	3.00"	ID	2.75"	OD	3.00"	3.25"	O/OO	3598	CHALLENGE
7.00" X 9.00"	23.00"	29.25"	3.00"	ID	2.75"	OD	3.00"	3.25"	O/OO	700146	MSL
7.00" X 9.00"	24.00"	28.00"	2.00"	ID	2.25"	ID	2.00"	2.00"	D	2413	CHALLENGE
7.00" X 9.00"	24.00"	28.00"	2.00"	ID	2.25"	ID	2.00"	2.00"	D	700490	MSL
7.00" X 9.00"	24.00"	28.00"	2.00"	ID (TWO)	2.75"	ID	2.00"	2.00"	FF	2228	CHALLENGE
7.00" X 9.00"	24.00"	28.00"	2.00"	ID (TWO)	2.75"	OD	2.00"	2.00"	BB	2219	CHALLENGE
7.00" X 9.00"	24.00"	28.00"	2.00"	ID (TWO)	2.75"	ID	2.00"	2.00"	FF	700260	MSL
7.00" X 9.00"	24.00"	28.00"	2.00"	ID (TWO)	2.75"	OD	2.00"	2.00"	BB	700258	MSL
7.00" X 9.00"	24.00"	28.00"	2.25"	ID	2.25"	ID	2.00"	2.00"	C	2409	CHALLENGE
7.00" X 9.00"	24.00"	28.00"	2.25"	ID	2.25"	ID	2.00"	2.00"	D	2455	CHALLENGE
7.00" X 9.00"	24.00"	28.00"	2.25"	ID	2.25"	ID	2.00"	2.00"	C	700335	MSL
7.00" X 9.00"	24.00"	28.00"	2.25"	ID	2.25"	ID	2.00"	2.00"	D	700366	MSL
7.00" X 9.00"	24.00"	28.00"	2.50"	ID	2.50"	ID	2.00"	2.00"	JJ	2486	CHALLENGE
7.00" X 9.00"	24.00"	28.00"	2.50"	ID	2.50"	ID	2.00"	2.00"	JJ	2398	CHALLENGE
7.00" X 9.00"	24.00"	28.00"	2.50"	ID	2.50"	ID	2.00"	2.00"	JJ	2467	CHALLENGE
7.00" X 9.00"	24.00"	28.00"	2.50"	ID	2.50"	ID	2.00"	2.00"	JJ	700407	MSL
7.00" X 9.00"	24.00"	28.00"	2.50"	ID	2.50"	ID	2.00"	2.00"	JJ	700455	MSL
7.00" X 9.00"	24.00"	28.25"	2.50"	ID (TWO)	2.50"	ID	2.00"	2.25"	RR	2510	CHALLENGE
7.00" X 9.00"	24.00"	28.25"	2.50"	ID (TWO)	2.50"	ID	2.00"	2.25"	RR	700468	MSL
7.00" X 9.00"	24.00"	29.00"	2.75"	ID	2.75"	OD	2.25"	2.75"	O/OO	2320	CHALLENGE
7.00" X 9.00"	24.00"	29.00"	2.75"	ID	2.75"	OD	2.25"	2.75"	O/OO	700336	MSL
7.00" X 9.00"	24.00"	30.00"	2.25"	ID	2.00"	ID	4.00"	2.00"	D	2203	CHALLENGE
7.00" X 9.00"	24.00"	30.00"	2.25"	ID	2.00"	ID	4.00"	2.00"	D	700337	MSL
7.00" X 9.00"	24.00"	30.00"	2.50"	ID	2.00"	ID	4.00"	2.00"	D	2393	CHALLENGE
7.00" X 9.00"	24.00"	30.00"	2.50"	ID	2.00"	ID	4.00"	2.00"	D	700343	MSL
7.00" X 9.00"	24.00"	30.00"	3.00"	ID	3.00"	ID	3.00"	3.00"	O/OO	2410	CHALLENGE
7.00" X 9.00"	24.00"	30.00"	3.00"	ID	3.00"	ID	3.00"	3.00"	O/OO	700440	MSL
7.00" X 9.00"	24.00"	30.25"	2.50"	ID	2.50"	ID	3.75"	2.50"	K	2427	CHALLENGE
7.00" X 9.00"	24.00"	30.25"	2.50"	ID	2.50"	ID	3.75"	2.50"	K	700460	MSL
7.00" X 9.00"	24.00"	30.50"	3.00"	ID	3.00"	OD	3.00"	3.50"	O/OO	2106	CHALLENGE
7.00" X 9.00"	24.00"	33.75"	3.00"	ID	3.00"	ID	6.75"	3.00"	O/OO	2466	CHALLENGE
7.00" X 9.00"	24.00"	39.25"	2.00"	ID/2.00" OD PIPE	2.00"	OD SPOUTS (TWO)	7.50"	8.00"	TT	700443	MSL
7.00" X 9.00"	26.00"	30.50"	2.75"	ID	2.50"	ID	2.25"	2.25"	C	3571	CHALLENGE
7.00" X 9.00"	26.00"	30.50"	2.75"	ID	2.50"	ID	2.25"	2.25"	C	700156	MSL
7.00" X 9.00"	26.00"	30.50"	2.75"	ID	2.75"	ID	2.25"	2.25"	C	2115	CHALLENGE
7.00" X 9.00"	26.00"	30.50"	2.75"	ID	2.75"	ID	2.25"	2.25"	C	700154	MSL
7.00" X 9.00"	26.00"	30.50"	3.00"	ID	2.75"	ID	2.25"	2.25"	C	2285	CHALLENGE
7.00" X 9.00"	26.00"	30.50"	3.00"	ID	2.75"	ID	2.25"	2.25"	C	700201	MSL

MUFFLER DIMENSIONS BY CROSS SECTION



CROSS SECTION	SHELL LGTH.	OVERALL LGTH.	INLET SIZE	INLET TYPE	OUTLET SIZE	OUTLET TYPE	INLET LGTH.	OUTLET LGTH.	CONFIG. TYPE	PART NO.	MUFFLER TYPE
Oval Mufflers - Cont.											
7.00" X 9.00"	26.00"	31.00"	2.50"	ID	2.50"	ID	2.50"	2.50"	C	2080	CHALLENGE
7.00" X 9.00"	26.00"	31.00"	2.50"	ID	2.50"	ID	2.50"	2.50"	C	700195	MSL
7.00" X 9.00"	26.00"	31.75"	3.00"	ID	3.00"	OD	3.00"	2.75"	G	3549	CHALLENGE
7.00" X 9.00"	26.00"	31.75"	3.00"	ID	3.00"	OD	3.00"	2.75"	G	700149	MSL
7.00" X 9.00"	26.00"	33.75"	3.00"	ID	3.00"	ID	3.50"	4.25"	PP	2433	CHALLENGE
7.00" X 9.00"	26.00"	33.75"	3.00"	ID	3.00"	ID	3.50"	4.25"	PP	700463	MSL
7.00" X 9.00"	26.00"	34.25"	3.00"	ID	2.75"	ID	5.00"	3.25"	HH	2464	CHALLENGE
7.00" X 9.00"	26.00"	34.25"	3.00"	ID	2.75"	ID	5.00"	3.25"	HH	700475	MSL
7.00" X 9.00"	26.00"	36.50"	2.75"	ID	2.75"	ID	6.00"	4.50"	HH	2470	CHALLENGE
7.00" X 9.00"	26.00"	36.50"	2.75"	ID	2.75"	ID	6.00"	4.50"	HH	700462	MSL
7.00" X 9.00"	26.00"	36.75"	2.50"	ID	2.50"	ID	6.75"	4.00"	HH	2435	CHALLENGE
7.00" X 9.00"	26.00"	36.75"	2.50"	ID	2.50"	ID	6.75"	4.00"	HH	700442	MSL
7.00" X 9.00"	28.00"	32.00"	2.25"	ID	2.25"	ID	2.00"	2.00"	O/C	2235	CHALLENGE
7.00" X 9.00"	28.00"	32.00"	2.25"	ID	2.25"	ID	2.00"	2.00"	O/C	700339	MSL
7.00" X 9.00"	28.00"	32.00"	2.50"	ID	2.50"	ID	2.00"	2.00"	HH	2463	CHALLENGE
7.00" X 9.00"	28.00"	32.00"	2.50"	ID	2.50"	ID	2.00"	2.00"	HH	700456	MSL
7.00" X 9.00"	28.00"	32.25"	2.25"	OD W/ WELDED FLANGE	2.25"	ID	2.25"	2.00"	O/C	2236	CHALLENGE
7.00" X 9.00"	28.00"	32.25"	2.25"	OD W/ WELDED FLANGE	2.25"	ID	2.25"	2.00"	O/C	700341	MSL
7.00" X 9.00"	28.00"	33.50"	2.50"	ID	2.00"	ID	2.75"	2.75"	O	2265	CHALLENGE
7.00" X 9.00"	28.00"	33.50"	2.50"	ID	2.00"	ID	2.75"	2.75"	O	700349	MSL
7.00" X 9.00"	28.00"	33.50"	2.50"	ID	2.50"	ID	2.75"	2.75"	O	2260	CHALLENGE
7.00" X 9.00"	28.00"	33.50"	2.50"	ID	2.50"	ID	2.75"	2.75"	O	700311	MSL
7.00" X 9.00"	28.00"	33.75"	3.00"	ID	2.75"	OD	2.25"	3.50"	O/OO	2178	CHALLENGE
7.00" X 9.00"	28.00"	33.75"	3.00"	ID	2.75"	OD	2.25"	3.50"	O/OO	700184	MSL
7.00" X 9.00"	28.00"	36.00"	2.50"	ID	2.50"	ID	4.00"	4.00"	PP	2468	CHALLENGE
7.00" X 9.00"	28.00"	36.00"	2.50"	ID	2.50"	ID	4.00"	4.00"	PP	700480	MSL
7.00" X 9.00"	28.00"	37.50"	2.50"	ID	2.50"	ID	4.50"	5.00"	O	2273	CHALLENGE
7.00" X 9.00"	28.00"	37.50"	2.50"	ID	2.50"	ID	4.50"	5.00"	O	700295	MSL
7.00" X 9.00"	28.00"	39.88"	2.50"	ID	2.50"	ID	2.00"	1.75"	HH	2514	CHALLENGE
7.50" X 9.75"	18.25"	25.25"	3.00"	ID	3.00"	OD	3.00"	4.00"	O/C	2061	CHALLENGE
7.50" X 9.75"	20.00"	26.00"	3.00"	ID	3.00"	OD	3.00"	3.00"	O/C	2064	CHALLENGE
8.50" X 11.50"	26.00"	37.50"	3.00"	ID	3.00"	ID	9.00"	2.50"	O/O	2566	CHALLENGE
8.50" X 11.50"	20.00"	24.00"	2.00"	ID (TWO)	2.25"	ID	2.00"	2.00"	V	2527	CHALLENGE
8.50" X 11.50"	20.00"	24.50"	3.50"	ID	3.50"	ID	2.25"	2.25"	O/OO	2559	CHALLENGE
8.50" X 11.50"	20.00"	25.00"	3.50"	ID	3.50"	ID	2.50"	2.50"	O/O	2557	CHALLENGE
8.50" X 11.50"	20.00"	25.00"	3.50"	ID	3.50"	ID	2.50"	2.50"	O/O	700483	MSL
8.50" X 11.50"	20.00"	29.00"	3.00"	ID	3.00"	ID	4.50"	4.50"	O/OO	2548	CHALLENGE
8.50" X 11.50"	24.00"	28.00"	3.00"	ID (TWO)	3.00"	ID	2.00"	2.00"	BB	2556	CHALLENGE
8.50" X 11.50"	24.00"	28.25"	3.00"	ID (TWO)	3.50"	ID	2.00"	2.25"	BB	2525	CHALLENGE
8.50" X 11.50"	24.00"	28.25"	3.00"	ID (TWO)	3.50"	ID	2.00"	2.25"	BB	700488	MSL
8.50" X 11.50"	24.00"	29.00"	3.00"	ID	2.75"	ID	2.50"	2.50"	A	2539	CHALLENGE
8.50" X 11.50"	24.00"	29.00"	3.00"	ID	2.75"	ID	2.50"	2.50"	A	700489	MSL
8.50" X 11.50"	24.00"	29.00"	3.50"	ID	3.50"	ID	2.50"	2.50"	I	2576	CHALLENGE
8.50" X 11.50"	24.00"	29.25"	3.00"	ID (TWO)	3.00"	ID	3.00"	2.25"	D/C	2579	CHALLENGE

MUFFLER DIMENSIONS BY CROSS SECTION

GENERAL INFO

CROSS SECTION	SHELL LGTH.	OVERALL LGTH.	INLET SIZE	INLET TYPE	OUTLET SIZE	OUTLET TYPE	INLET LGTH.	OUTLET LGTH.	CONFIG. TYPE	PART NO.	MUFFLER TYPE
Round Mufflers - Cont.											
8.50" X 11.50"	24.00"	33.00"	3.50"	ID	3.00"	ID	4.50"	4.50"	HH	2569	CHALLENGE
8.50" X 11.50"	24.00"	40.00"	3.00"	ID/OD FLANGE	3.00"	ID	13.75"	2.25"	D/C	2578	CHALLENGE
8.50" X 11.50"	26.00"	31.00"	3.00"	ID	3.00"	ID	2.50"	2.50"	O/OO	2506	CHALLENGE
8.50" X 11.50"	26.00"	32.00"	2.25"	ID (TWO)	2.50"	ID	3.00"	3.00"	V	2526	CHALLENGE
8.50" X 11.50"	26.00"	37.50"	3.00"	ID	2.25"	ID (TWO)	7.50"	4.00"	BB	2567	CHALLENGE
8.50" X 11.50"	26.00"	37.50"	3.00"	ID	3.00"	ID	8.50"	3.00"	HH	2558	CHALLENGE
8.50" X 11.50"	26.00"	37.50"	3.00"	ID	3.00"	ID	8.50"	3.00"	HH	700478	MSL
8.50" X 11.50"	26.00"	37.50"	3.00"	ID	3.00"	ID	9.00"	2.50"	O/OO	2566	CHALLENGE
8.50" X 11.50"	26.00"	39.00"	3.50"	ID	3.50"	ID	9.00"	4.00"	HH	2518	CHALLENGE
8.50" X 11.50"	26.00"	39.00"	4.00"	ID	4.00"	ID	9.00"	4.00"	HH	2519	CHALLENGE
8.50" X 11.50"	26.00"	39.00"	4.00"	ID	4.00"	ID	9.00"	4.00"	HH	700476	MSL
8.50" X 11.50"	30.00"	36.50"	3.00"	ID	3.00"	ID	4.00"	2.50"	O/OO	2555	CHALLENGE
8.50" X 11.50"	30.00"	36.50"	3.00"	ID	3.00"	ID	4.00"	2.50"	O/OO	700477	MSL
8.50" X 11.50"	30.00"	48.00"	2.75"	ID	2.75"	ID/PIPE	6.00"	12.00"	O/OO	2511	CHALLENGE
8.50" X 11.50"	30.00"	48.00"	2.75"	ID	2.75"	ID/PIPE	6.00"	12.00"	O/OO	700474	MSL
8.50" X 11.75"	24.50"	29.00"	3.00"	ID (TWO)	3.00"	ID (TWO)	2.00"	2.25"	EE	2500	CHALLENGE
3.50" ROUND	18.00"	23.00"	2.00"	ID	2.00"	ID	2.50"	2.50"	C/C	2542	CHALLENGE
3.50" ROUND	8.00"	12.00"	2.25"	ID	2.75"	OD W/ BALL & FLANGE	1.75"	2.25"	C/C	3596	CHALLENGE
3.50" ROUND	8.00"	12.00"	2.25"	ID	3.00"	OD BALL W/ FLANGE	1.75"	2.25"	C/C	3458	CHALLENGE
4.00" ROUND	11.00"	14.50"	2.00"	ID	2.00"	ID	1.75"	1.75"	C/C	709032	MSL
4.00" ROUND	11.00"	15.00"	2.00"	ID	2.25"	ID	2.00"	2.00"	C/C	2092	CHALLENGE
4.00" ROUND	11.00"	15.00"	2.00"	ID	2.25"	ID	2.00"	2.00"	C/C	700316	MSL
4.00" ROUND	11.00"	21.50"	2.00"	ID	2.25"	OD SPOUT	2.00"	8.50"	C/C	2091	CHALLENGE
4.00" ROUND	11.00"	21.50"	2.00"	ID	2.25"	OD SPOUT	2.00"	8.50"	C/C	700318	MSL
4.00" ROUND	12.00"	18.50"	2.00"	ID	2.00"	ID	3.25"	3.25"	C/C	6525	MSL
4.00" ROUND	14.00"	24.25"	2.00"	ID	2.00"	OD SPOUT	2.00"	8.25"	C/C	2088	CHALLENGE
4.00" ROUND	14.00"	24.25"	2.00"	ID	2.00"	OD SPOUT	2.00"	8.25"	C/C	700317	MSL
4.00" ROUND	14.00"	24.50"	2.50"	ID	2.25"	OD SPOUT	3.00"	7.50"	C/C	2047	CHALLENGE
4.00" ROUND	14.00"	25.50"	2.00"	ID	2.00"	OD SPOUT	2.00"	9.50"	C/C	2089	CHALLENGE
4.00" ROUND	14.00"	25.50"	2.00"	ID	2.00"	OD SPOUT	2.00"	9.50"	C/C	700231	MSL
4.00" ROUND	14.00"	25.75"	2.00"	ID	2.00"	OD SPOUT	2.00"	9.75"	C/C	2090	CHALLENGE
4.00" ROUND	14.00"	25.75"	2.00"	ID	2.00"	OD SPOUT	2.00"	9.75"	C/C	700232	MSL
4.00" ROUND	14.00"	27.50"	2.50"	ID	2.25"	OD SPOUT	3.00"	10.50"	C/C	3386	CHALLENGE
4.00" ROUND	14.00"	27.50"	2.50"	ID	2.25"	OD SPOUT	3.00"	10.50"	C/C	700118	MSL
4.00" ROUND	14.00"	28.00"	2.50"	ID	2.25"	OD SPOUT	3.00"	11.00"	C/C	2043	CHALLENGE
4.00" ROUND	15.00"	21.25"	2.00"	OD	2.00"	ID	4.00"	2.25"	C/C	2146	CHALLENGE
4.00" ROUND	15.00"	21.25"	2.00"	OD	2.00"	ID	4.00"	2.25"	C/C	700312	MSL
4.00" ROUND	16.50"	21.00"	2.25"	ID	2.25"	ID	2.25"	2.25"	C/C	2991	CHALLENGE

MUFFLER DIMENSIONS BY CROSS SECTION



GENERAL INFO

CROSS SECTION	SHELL LGTH.	OVERALL LGTH.	INLET SIZE	INLET TYPE	OUTLET SIZE	OUTLET TYPE	INLET LGTH.	OUTLET LGTH.	CONFIG. TYPE	PART NO.	MUFFLER TYPE
Round Mufflers - Cont.											
4.00" ROUND	16.50"	21.00"	2.25"	ID	2.25"	ID	2.25"	2.25"	C/C	700054	MSL
4.00" ROUND	16.50"	21.00"	2.25"	ID	2.25"	ID	2.25"	2.25"	C/C	5559	SILENTONE
4.00" ROUND	16.50"	21.00"	2.50"	ID	2.50"	ID	2.25"	2.25"	C/C	3220	CHALLENGE
4.00" ROUND	16.50"	21.00"	2.50"	ID	2.50"	ID	2.25"	2.25"	C/C	700196	MSL
4.00" ROUND	16.50"	21.25"	2.25"	ID	2.00"	ID	2.38"	2.38"	C/C	6526	MSL
4.00" ROUND	16.50"	21.75"	1.88"	ID	1.88"	ID	2.62"	2.62"	C/C	3159	CHALLENGE
4.00" ROUND	16.50"	21.75"	1.88"	ID	1.88"	ID	2.62"	2.62"	C/C	700067	MSL
4.00" ROUND	16.50"	23.00"	2.00"	ID	2.00"	ID	3.25"	3.25"	C/C	709033	MSL
4.00" ROUND	16.50"	26.00"	2.25"	ID	2.25"	OD SPOUT	1.50"	8.00"	C/C	2992	CHALLENGE
4.00" ROUND	16.50"	26.00"	2.25"	ID	2.25"	OD SPOUT	1.50"	8.00"	C/C	700055	MSL
4.00" ROUND	16.50"	26.50"	2.50"	ID	2.25"	OD SPOUT	2.00"	8.00"	C/C	3219	CHALLENGE
4.00" ROUND	16.50"	26.50"	2.50"	ID	2.25"	OD SPOUT	2.00"	8.00"	C/C	700088	MSL
4.00" ROUND	19.00"	22.50"	2.25"	ID	2.25"	ID	1.75"	1.75"	C/C	6527	MSL
5.00" ROUND	10.00"	13.50"	2.00"	ID	2.00"	ID	1.75"	1.75"	C/C	45	HEAVY DUTY
5.00" ROUND	10.00"	14.62"	2.00"	OD W/ FLANGE	2.00"	ID	2.62"	2.00"	O/O INLINE	3417	CHALLENGE
5.00" ROUND	10.00"	14.62"	2.00"	OD W/ FLANGE	2.00"	ID	2.62"	2.00"	O/O INLINE	700273	MSL
5.00" ROUND	13.00"	19.00"	1.78"	ID	1.75"	ID	3.00"	3.00"	C/C	709999	MSL
5.00" ROUND	13.00"	25.00"	1.63"	ID	1.50"	OD SPOUT	1.50"	10.50"	120° L	3207	CHALLENGE
5.00" ROUND	13.00"	25.00"	1.63"	ID	1.50"	OD SPOUT	1.50"	10.50"	120° L	700083	MSL
5.00" ROUND	15.00"	18.00"	1.50"	ID	1.50"	ID	1.50"	1.50"	120° L	3333	CHALLENGE
5.00" ROUND	15.00"	18.50"	1.50"	ID	1.50"	ID	1.75"	1.75"	180°	3206	CHALLENGE
5.00" ROUND	15.00"	18.50"	1.50"	ID	1.50"	ID	1.75"	1.75"	180°	700082	MSL
5.00" ROUND	16.00"	23.75"	1.88"	ID	1.75"	OD SPOUT	3.00"	4.75"	120° R	3134	CHALLENGE
5.00" ROUND	16.00"	23.75"	1.88"	ID	1.75"	OD SPOUT	3.00"	4.75"	120° R	6550	MSL
5.00" ROUND	16.00"	23.75"	1.88"	ID	1.75"	OD SPOUT	3.00"	4.75"	120° R	5537	SILENTONE
5.00" ROUND	17.75"	26.00"	2.66"	ID	2.25"	ID	6.00"	2.25"	C/C	2501	CHALLENGE
5.00" ROUND	17.75"	26.00"	2.66"	ID	2.25"	ID	6.00"	2.25"	C/C	700446	MSL
5.00" ROUND	17.75"	28.00"	2.59"	ID	2.25"	ID	8.00"	2.25"	C/C	2465	CHALLENGE
5.00" ROUND	17.75"	28.00"	2.59"	ID	2.25"	ID	8.00"	2.25"	C/C	700319	MSL
5.00" ROUND	17.75"	29.50"	1.88"	ID	2.00"	OD SPOUT	2.00"	9.75"	120° R	3263	CHALLENGE
5.00" ROUND	17.75"	29.50"	1.88"	ID	2.00"	OD SPOUT	2.00"	9.75"	120° R	700101	MSL
5.00" ROUND	17.75"	29.50"	2.00"	OD W/ FLANGE	2.00"	ID	6.50"	5.25"	C/C	2509	CHALLENGE
5.00" ROUND	17.75"	29.50"	2.00"	OD W/ FLANGE	2.00"	ID	6.50"	5.25"	C/C	700461	MSL
5.00" ROUND	17.75"	36.00"	2.25"	ID	2.25"	OD SPOUT	2.25"	16.00"	C/C	3137	CHALLENGE
5.00" ROUND	17.75"	36.00"	2.25"	ID	2.25"	OD SPOUT	2.25"	16.00"	C/C	700066	MSL
5.00" ROUND	17.75"	36.00"	2.50"	ID	2.25"	OD SPOUT	2.25"	16.00"	C/C	3035	CHALLENGE
5.00" ROUND	17.75"	36.00"	2.50"	ID	2.25"	OD SPOUT	2.25"	16.00"	C/C	700061	MSL
5.00" ROUND	22.00"	26.00"	2.50"	ID	2.25"	ID	2.00"	2.00"	C/C	2554	CHALLENGE

MUFFLER DIMENSIONS BY CROSS SECTION

GENERAL INFO

CROSS SECTION	SHELL LGTH.	OVERALL LGTH.	INLET SIZE	INLET TYPE	OUTLET SIZE	OUTLET TYPE	INLET LGTH.	OUTLET LGTH.	CONFIG. TYPE	PART NO.	MUFFLER TYPE
Round Mufflers - Cont.											
5.00" ROUND	22.00"	26.00"	2.50"	ID	2.25"	ID	2.00"	2.00"	C/C	700484	MSL
5.00" ROUND	22.00"	28.12"	2.50"	OD W/ FLANGE	2.25"	ID	2.38"	3.75"	C/C	2496	CHALLENGE
5.00" ROUND	22.00"	28.12"	2.50"	OD W/ FLANGE	2.25"	ID	2.38"	3.75"	C/C	700449	MSL
5.00" ROUND	22.00"	28.25"	2.38"	ID	2.25"	ID	2.50"	3.75"	C/C	2577	CHALLENGE
5.00" ROUND	22.00"	28.25"	2.38"	ID	2.25"	ID	2.50"	3.75"	C/C	700486	MSL
5.00" ROUND	22.00"	28.50"	2.25"	OD W/ FLANGE	2.25"	ID	2.75"	3.75"	C/C	2261	CHALLENGE
5.00" ROUND	22.00"	28.50"	2.25"	OD W/ FLANGE	2.25"	ID	2.75"	3.75"	C/C	700293	MSL
5.00" ROUND	22.00"	28.50"	2.25"	OD W/ FLANGE	2.25"	ID	2.75"	3.75"	C/C	2601	CHALLENGE
5.00" ROUND	22.00"	28.50"	2.25"	OD W/ FLANGE	2.25"	ID	2.75"	3.75"	C/C	700470	MSL
6.00" ROUND	11.00"	14.00"	1.50"	ID	1.50"	ID	1.50"	1.50"	90° R	3493	CHALLENGE
6.00" ROUND	11.00"	14.00"	1.50"	ID	1.50"	ID	1.50"	1.50"	90° R	6690	MSL
6.00" ROUND	11.00"	14.00"	1.63"	ID	1.50"	ID	1.50"	1.50"	180°	3208	CHALLENGE
6.00" ROUND	11.00"	14.00"	1.63"	ID	1.50"	ID	1.50"	1.50"	180°	700084	MSL
6.00" ROUND	11.00"	16.00"	1.50"	ID	1.50"	ID	2.50"	2.50"	180°	6654	MSL
6.00" ROUND	11.00"	16.00"	1.50"	ID	1.50"	ID	2.50"	2.50"	120° R	6658	MSL
6.00" ROUND	12.00"	14.75"	1.63"	ID	1.63"	ID	1.50"	1.25"	120° R	3233	CHALLENGE
6.00" ROUND	12.00"	14.75"	1.63"	ID	1.63"	ID	1.50"	1.25"	120° R	6684	MSL
6.00" ROUND	12.00"	17.00"	1.75"	ID	1.75"	ID	2.50"	2.50"	180°	709017	MSL
6.00" ROUND	12.00"	20.75"	1.50"	ID	1.50"	OD SPOUT	2.00"	6.75"	180°	3243	CHALLENGE
6.00" ROUND	12.00"	20.75"	1.50"	ID	1.50"	OD SPOUT	2.00"	6.75"	180°	700095	MSL
6.00" ROUND	13.00"	16.25"	2.00"	ID	2.00"	ID	1.62"	1.62"	180°	5596	SILENTONE
6.00" ROUND	13.00"	18.25"	2.00"	ID	2.03"	OD	2.75"	2.50"	C/C	3031	CHALLENGE
6.00" ROUND	13.00"	18.25"	2.00"	ID	2.03"	OD	2.75"	2.50"	C/C	700058	MSL
6.00" ROUND	13.00"	19.75"	1.50"	ID	1.50"	ID	3.38"	3.38"	180°	6655	MSL
6.00" ROUND	15.00"	18.00"	1.88"	ID	1.63"	ID	1.50"	1.50"	90° R	3413	CHALLENGE
6.00" ROUND	15.00"	18.00"	1.88"	ID	1.63"	ID	1.50"	1.50"	90° R	700125	MSL
6.00" ROUND	15.00"	18.00"	2.25"	ID	2.00"	ID	1.50"	1.50"	O/O INLINE	3353	CHALLENGE
6.00" ROUND	15.00"	20.00"	1.75"	ID	1.75"	ID	2.50"	2.50"	180°	709018	MSL
6.00" ROUND	15.00"	23.12"	2.00"	ID	2.12"	OD/2.00" OD PIPE	2.00"	6.12"	O/O INLINE	3211	CHALLENGE
6.00" ROUND	15.00"	23.12"	2.00"	ID	2.12"	OD/2.00" OD PIPE	2.00"	6.12"	O/O INLINE	700085	MSL
6.00" ROUND	16.00"	19.00"	1.75"	ID	2.00"	ID	1.50"	1.50"	120° L	3444	CHALLENGE
6.00" ROUND	16.00"	19.00"	2.00"	ID	1.75"	ID	1.50"	1.50"	120° L	6558	MSL
6.00" ROUND	16.00"	19.00"	2.00"	ID	1.75"	ID	1.50"	1.50"	120° L	5544	SILENTONE
6.00" ROUND	16.00"	19.75"	1.88"	ID	2.00"	ID	2.25"	1.50"	120° R	6565	MSL
6.00" ROUND	16.00"	20.00"	1.88"	ID	2.00"	ID (TWO)	2.25"	1.75"	120° R/120° L	6581	MSL
6.00" ROUND	16.00"	20.00"	2.00"	ID	2.00"	ID	2.00"	2.00"	180°	3786	ENFORCER
6.00" ROUND	16.00"	21.50"	2.00"	ID	2.00"	ID	3.50"	2.00"	120° R	5563	SILENTONE
6.00" ROUND	16.00"	22.00"	1.75"	ID	1.75"	ID	3.00"	3.00"	180°	3743	ENFORCER
6.00" ROUND	16.00"	23.00"	1.75"	ID	1.75"	ID	3.50"	3.50"	120° L	3782	ENFORCER
6.00" ROUND	16.00"	28.25"	1.88"	ID	2.00"	OD SPOUTS (TWO)	2.25"	10.00"	120° R/120° L	3475	CHALLENGE

MUFFLER DIMENSIONS BY CROSS SECTION



GENERAL INFO

CROSS SECTION	SHELL LGTH.	OVERALL LGTH.	INLET SIZE	INLET TYPE	OUTLET SIZE	OUTLET TYPE	INLET LGTH.	OUTLET LGTH.	CONFIG. TYPE	PART NO.	MUFFLER TYPE
Round Mufflers - Cont.											
6.00" ROUND	16.00"	29.00"	1.88"	ID	1.75"	OD SPOUT	2.25"	10.75"	120° L	3266	CHALLENGE
6.00" ROUND	16.00"	29.00"	1.88"	ID	1.75"	OD SPOUT	2.25"	10.75"	120° L	700103	MSL
6.00" ROUND	16.00"	29.00"	1.88"	ID	1.88"	OD SPOUT	2.25"	10.75"	120° L	5562	SILENTONE
6.00" ROUND	16.00"	29.25"	1.88"	ID	2.00"	OD SPOUT	2.25"	11.00"	120° R	3411	CHALLENGE
6.00" ROUND	16.00"	29.25"	1.88"	ID	2.00"	OD SPOUT	2.25"	11.00"	120° R	700124	MSL
6.00" ROUND	17.00"	20.75"	1.88"	ID	2.00"	ID	2.00"	1.75"	120° R	6568	MSL
6.00" ROUND	17.00"	21.75"	1.88"	ID	2.00"	ID	2.75"	2.00"	120° R	6582	MSL
6.00" ROUND	17.00"	23.50"	1.50"	ID	1.50"	ID	3.25"	3.25"	120° L	6656	MSL
6.00" ROUND	17.00"	23.75"	1.88"	ID	1.75"	OD SPOUT	2.00"	4.75"	120° R	3224	CHALLENGE
6.00" ROUND	17.00"	23.75"	1.88"	ID	1.75"	OD SPOUT	2.00"	4.75"	120° R	700089	MSL
6.00" ROUND	17.00"	24.50"	1.88"	ID	1.75"	OD SPOUT	2.75"	4.75"	120° R	3301	CHALLENGE
6.00" ROUND	17.00"	24.50"	1.88"	ID	1.75"	OD SPOUT	2.75"	4.75"	120° R	700105	MSL
6.00" ROUND	17.00"	29.50"	2.00"	ID	2.00"	OD SPOUT	2.00"	10.50"	120° R	3354	CHALLENGE
6.00" ROUND	17.00"	29.50"	2.00"	ID	2.00"	OD SPOUT	2.00"	10.50"	120° R	700026	MSL
6.00" ROUND	17.00"	30.00"	1.88"	ID	2.00"	OD SPOUT	2.50"	10.50"	120° R	3393	CHALLENGE
6.00" ROUND	17.00"	30.00"	1.88"	ID	2.00"	OD SPOUT	2.50"	10.50"	120° R	700119	MSL
6.00" ROUND	18.00"	22.50"	2.00"	OD W/ FLANGE	1.75"	ID	3.00"	1.50"	180°	3187	CHALLENGE
6.00" ROUND	18.00"	22.50"	2.00"	OD W/ FLANGE	1.75"	ID	3.00"	1.50"	180°	700077	MSL
6.00" ROUND	18.00"	22.50"	2.00"	ID	2.00"	ID	2.25"	2.25"	120° R	6529	MSL
6.00" ROUND	18.00"	23.50"	1.88"	ID	1.75"	OD W/ FLANGE	1.75"	3.75"	180°	3345	CHALLENGE
6.00" ROUND	18.00"	23.50"	1.88"	ID	1.75"	OD W/ FLANGE	1.75"	3.75"	180°	700010	MSL
6.00" ROUND	18.00"	24.00"	2.00"	ID	2.00"	ID	3.00"	3.00"	180°	3742	ENFORCER
6.00" ROUND	18.00"	24.25"	1.71"	ID	1.71"	ID	4.50"	1.75"	180°	5580	SILENTONE
6.00" ROUND	18.00"	26.25"	1.88"	ID	1.75"	OD SPOUT	2.00"	6.25"	120° R	3135	CHALLENGE
6.00" ROUND	18.00"	26.25"	1.88"	ID	1.75"	OD SPOUT	2.00"	6.25"	120° R	6569	MSL
6.00" ROUND	19.00"	22.50"	2.00"	ID	2.00"	ID	2.00"	1.50"	120° L	6530	MSL
6.00" ROUND	19.00"	24.00"	1.75"	ID	1.75"	ID	2.50"	2.50"	180°	709994	MSL
6.00" ROUND	19.00"	24.00"	2.00"	ID	2.00"	ID	2.50"	2.50"	180°	709993	MSL
6.00" ROUND	19.00"	24.38"	2.50"	OD W/ FLANGE	1.88"	ID	3.88"	1.50"	120° L	3283	CHALLENGE
6.00" ROUND	19.00"	24.38"	2.50"	OD W/ FLANGE	1.88"	ID	3.88"	1.50"	120° L	6695	MSL
6.00" ROUND	19.00"	24.38"	2.50"	OD W/ FLANGE	1.88"	ID	3.88"	1.50"	120° L	5597	SILENTONE
6.00" ROUND	19.00"	33.75"	2.00"	ID	2.00"	OD SPOUT	2.25"	12.50"	120° R	3302	CHALLENGE
6.00" ROUND	19.00"	33.75"	2.00"	ID	2.00"	OD SPOUT	2.25"	12.50"	120° R	700106	MSL
6.00" ROUND	20.00"	24.00"	2.00"	ID	2.00"	ID	2.00"	2.00"	180°	3279	CHALLENGE
6.00" ROUND	20.00"	24.25"	1.71"	ID	1.71"	ID	2.13"	2.13"	180°	2960	CHALLENGE

MUFFLER DIMENSIONS BY CROSS SECTION

CROSS SECTION	SHELL LGTH.	OVERALL LGTH.	INLET SIZE	INLET TYPE	OUTLET SIZE	OUTLET TYPE	INLET LGTH.	OUTLET LGTH.	CONFIG. TYPE	PART NO.	MUFFLER TYPE
Round Mufflers - Cont.											
6.00" ROUND	20.00"	24.25"	1.71"	ID	1.71"	ID	2.13"	2.13"	180°	6672	MSL
6.00" ROUND	20.00"	25.50"	2.00"	ID	2.00"	ID	3.75"	1.75"	120° L	5552	SILENTONE
6.00" ROUND	20.00"	25.50"	2.50"	ID	2.25"	ID	2.75"	2.75"	180°	709030	MSL
6.00" ROUND	20.00"	28.00"	2.25"	ID	2.50"	ID	4.00"	4.00"	120° R	5557	SILENTONE
6.00" ROUND	20.00"	30.00"	2.25"	ID	2.25"	ID	5.00"	5.00"	120° R	3794	ENFORCER
6.00" ROUND	20.00"	33.00"	2.00"	ID	2.00"	ID	6.50"	6.50"	120° L	3761	ENFORCER
6.00" ROUND	20.00"	33.00"	2.00"	ID	2.00"	ID	6.50"	6.50"	120° L	5524	SILENTONE
6.00" ROUND	22.00"	26.00"	2.00"	ID	2.00"	ID	2.00"	2.00"	120° R	3222	CHALLENGE
6.00" ROUND	22.00"	26.00"	2.00"	ID	2.00"	ID	2.00"	2.00"	120° R	700002	MSL
6.00" ROUND	22.00"	26.25"	1.88"	ID	2.03"	OD	2.25"	2.00"	120° R	2989	CHALLENGE
6.00" ROUND	22.00"	26.25"	1.88"	ID	2.03"	OD	2.25"	2.00"	120° R	6678	MSL
6.00" ROUND	22.00"	26.50"	2.00"	ID	1.80"	OD	2.00"	2.50"	180°	6512	MSL
6.00" ROUND	22.00"	32.25"	1.75"	ID	2.00"	OD SPOUT	2.00"	8.25"	120° R	2495	CHALLENGE
6.00" ROUND	22.00"	32.25"	1.75"	ID	2.00"	OD SPOUT	2.00"	8.25"	120° R	700464	MSL
6.00" ROUND	23.00"	29.00"	2.25"	ID	2.25"	ID	3.00"	3.00"	180°	3741	ENFORCER
6.00" ROUND	24.00"	28.00"	2.25"	ID	2.25"	ID	2.00"	2.00"	120° L	3193	CHALLENGE
6.00" ROUND	24.00"	28.00"	2.25"	ID	2.25"	ID	2.00"	2.00"	120° L	700079	MSL
6.00" ROUND	25.00"	32.00"	2.25"	ID	2.25"	ID	3.50"	3.50"	180°	709019	MSL
6.00" ROUND	25.00"	32.50"	1.95"	ID/2.00" OD PIPE	2.00"	ID	4.50"	2.25"	180°	2488	CHALLENGE
6.00" ROUND	25.00"	33.00"	2.00"	ID	2.00"	ID	4.00"	4.00"	120° L	6511	MSL
6.00" ROUND	25.00"	33.00"	2.25"	ID	2.25"	ID	4.75"	3.25"	120° L	3112	CHALLENGE
6.00" ROUND	25.00"	33.00"	2.25"	ID	2.25"	ID	4.00"	4.00"	120° L	3766	ENFORCER
6.00" ROUND	25.00"	33.00"	2.25"	ID	2.25"	ID	4.75"	3.25"	120° L	700001	MSL
6.00" ROUND	26.00"	31.00"	2.50"	ID	2.25"	ID	2.50"	2.50"	120° R	5532	SILENTONE
6.00" ROUND	26.00"	33.00"	2.00"	ID	2.00"	ID	3.50"	3.50"	180°	3785	ENFORCER
6.00" ROUND	26.00"	34.50"	2.25"	ID	2.25"	ID	4.25"	4.25"	120° L	6539	MSL
6.00" ROUND	26.00"	34.50"	2.25"	ID	2.25"	ID	4.25"	4.25"	120° L	5534	SILENTONE
6.00" ROUND	26.00"	37.50"	2.50"	ID	2.25"	ID	6.00"	5.50"	120° R	6542	MSL
6.00" ROUND	28.00"	35.00"	2.50"	ID	2.50"	ID	3.50"	3.50"	180°	709027	MSL
6.00" ROUND	29.00"	34.00"	2.50"	ID	2.12"	OD	2.50"	2.50"	180°	687	CHALLENGE
6.00" ROUND	29.00"	36.00"	2.50"	ID	2.50"	ID	3.50"	3.50"	C/C	3651	HEAVY DUTY
6.00" ROUND	30.00"	39.63"	1.75"	ID	1.50"	OD SPOUTS (TWO)	1.50"	8.13"	120° R/120° L	3244	CHALLENGE
7.00" ROUND	12.00"	17.50"	1.63"	ID	1.50"	OD SPOUTS (TWO)	2.00"	3.50"	90° R/180°	3552	CHALLENGE
7.00" ROUND	13.00"	16.00"	2.00"	ID	2.00"	ID	1.50"	1.50"	180°	3371	CHALLENGE
7.00" ROUND	13.00"	16.00"	2.00"	ID	2.00"	ID	1.50"	1.50"	180°	6689	MSL
7.00" ROUND	13.00"	18.00"	1.75"	ID	1.63"	ID	3.00"	2.00"	90° R	3465	CHALLENGE
7.00" ROUND	13.00"	18.00"	1.75"	ID	1.63"	ID	3.00"	2.00"	90° R	700009	MSL
7.00" ROUND	13.00"	20.75"	2.25"	OD W/ FLANGE	2.00"	ID	5.75"	2.00"	90° R	3462	CHALLENGE
7.00" ROUND	13.00"	27.75"	1.75"	ID	1.75"	OD SPOUT	1.75"	13.00"	180°	700070	MSL

MUFFLER DIMENSIONS BY CROSS SECTION



GENERAL INFO

CROSS SECTION	SHELL LGTH.	OVERALL LGTH.	INLET SIZE	INLET TYPE	OUTLET SIZE	OUTLET TYPE	INLET LGTH.	OUTLET LGTH.	CONFIG. TYPE	PART NO.	MUFFLER TYPE
Round Mufflers - Cont.											
7.00" ROUND	14.00"	17.50"	2.00"	ID	1.75"	ID	1.75"	1.75"	180°	2431	CHALLENGE
7.00" ROUND	14.00"	17.50"	2.00"	ID	1.75"	ID	1.75"	1.75"	180°	700415	MSL
7.00" ROUND	14.00"	17.50"	2.00"	ID	2.00"	ID	1.75"	1.75"	180°	3410	CHALLENGE
7.00" ROUND	14.00"	17.50"	2.00"	ID	2.00"	ID	1.75"	1.75"	180°	700320	MSL
7.00" ROUND	14.00"	18.50"	1.75"	ID	1.75"	ID	2.25"	2.25"	180°	2165	CHALLENGE
7.00" ROUND	14.00"	18.50"	1.75"	ID	1.75"	ID	2.25"	2.25"	180°	700353	MSL
7.00" ROUND	14.00"	20.50"	2.00"	ID	1.75"	OD SPOUTS (TWO)	1.50"	5.00"	90° L/180°	3560	CHALLENGE
7.00" ROUND	14.00"	20.50"	2.00"	ID	1.75"	OD SPOUTS (TWO)	1.50"	5.00"	90° R/180°	3561	CHALLENGE
7.00" ROUND	15.00"	18.50"	1.88"	ID	1.50"	ID (TWO)	2.00"	1.50"	90° R/180°	3504	CHALLENGE
7.00" ROUND	15.00"	18.50"	1.88"	ID	1.50"	ID (TWO)	2.00"	1.50"	90° R/180°	700165	MSL
7.00" ROUND	15.00"	18.50"	1.88"	ID	1.75"	ID	2.00"	1.50"	90° R	3503	CHALLENGE
7.00" ROUND	15.00"	18.50"	1.88"	ID	1.75"	ID	2.00"	1.50"	90° R	700137	MSL
7.00" ROUND	15.00"	18.50"	2.00"	ID	2.00"	ID	1.75"	1.75"	120° L	3177	CHALLENGE
7.00" ROUND	15.00"	18.50"	2.00"	ID	2.00"	ID	1.75"	1.75"	120° L	700074	MSL
7.00" ROUND	15.00"	19.50"	1.88"	ID	1.75"	ID	3.00"	1.50"	120° R	3460	CHALLENGE
7.00" ROUND	15.00"	19.50"	1.88"	ID	1.75"	ID	3.00"	1.50"	120° R	700159	MSL
7.00" ROUND	15.00"	22.75"	1.88"	ID	1.50"	OD SPOUT	2.00"	5.75"	90° R	3518	CHALLENGE
7.00" ROUND	15.00"	22.75"	1.88"	ID	1.50"	OD SPOUT	2.00"	5.75"	90° R	700139	MSL
7.00" ROUND	15.00"	24.00"	1.88"	ID	1.50"	OD SPOUTS (TWO)	2.00"	7.00"	90° R/180°	3562	CHALLENGE
7.00" ROUND	15.00"	24.00"	1.88"	ID	1.50"	OD SPOUTS (TWO)	2.00"	7.00"	90° R/180°	700287	MSL
7.00" ROUND	15.00"	25.00"	2.00"	ID	1.75"	OD SPOUT	2.00"	8.00"	120° R	2108	CHALLENGE
7.00" ROUND	15.00"	25.00"	2.00"	ID	1.75"	OD SPOUT	2.00"	8.00"	120° R	700016	MSL
7.00" ROUND	15.00"	29.50"	1.88"	ID	2.00"	OD SPOUTS (TWO)	3.00"	11.50"	120° R/120° L	2005	CHALLENGE
7.00" ROUND	15.00"	29.50"	1.88"	ID	2.00"	OD SPOUTS (TWO)	3.00"	11.50"	120° R/120° L	700208	MSL
7.00" ROUND	17.00"	32.00"	1.75"	ID	1.75"	OD SPOUT	2.00"	13.00"	120° R	2195	CHALLENGE
7.00" ROUND	17.00"	32.00"	1.75"	ID	1.75"	OD SPOUT	2.00"	13.00"	120° R	700186	MSL
7.00" ROUND	18.00"	24.00"	2.00"	ID	2.00"	ID	3.00"	3.00"	120° L	709021	MSL
7.00" ROUND	18.00"	29.75"	2.13"	ID	2.00"	OD SPOUTS (TWO)	1.50"	10.25"	90° L/180°	3213	CHALLENGE
7.00" ROUND	18.00"	29.75"	2.13"	ID	2.00"	OD SPOUTS (TWO)	1.50"	10.25"	90° L/180°	700031	MSL
7.00" ROUND	19.00"	26.50"	2.00"	ID	2.00"	OD SPOUT	2.00"	5.50"	120° R	3432	CHALLENGE

MUFFLER DIMENSIONS BY CROSS SECTION

CROSS SECTION	SHELL LGTH.	OVERALL LGTH.	INLET SIZE	INLET TYPE	OUTLET SIZE	OUTLET TYPE	INLET LGTH.	OUTLET LGTH.	CONFIG. TYPE	PART NO.	MUFFLER TYPE
Round Mufflers - Cont.											
7.00" ROUND	19.00"	26.50"	2.00"	ID	2.00"	OD SPOUT	2.00"	5.50"	120° R	700354	MSL
7.00" ROUND	19.50"	24.50"	1.88"	OD W/ FLANGE	1.88"	OD W/ FLANGE	2.50"	2.50"	120° R	3567	CHALLENGE
7.00" ROUND	19.50"	24.50"	1.88"	OD W/ FLANGE	1.88"	OD W/ FLANGE	2.50"	2.50"	120° R	700288	MSL
7.00" ROUND	19.50"	24.50"	2.00"	OD W/ FLANGE	2.00"	OD W/ FLANGE	2.50"	2.50"	120° R	3437	CHALLENGE
7.00" ROUND	19.50"	24.50"	2.00"	OD W/ FLANGE	2.00"	OD W/ FLANGE	2.50"	2.50"	120° R	3565	CHALLENGE
7.00" ROUND	19.50"	24.50"	2.00"	OD W/ FLANGE	2.00"	OD W/ FLANGE	2.50"	2.50"	120° R	700170	MSL
7.00" ROUND	20.00"	24.00"	2.00"	ID	2.00"	ID	2.00"	2.00"	120° L	3309	CHALLENGE
7.00" ROUND	20.00"	24.00"	2.00"	ID	2.00"	ID	2.00"	2.00"	120° L	700108	MSL
7.00" ROUND	20.00"	24.00"	2.00"	ID	2.25"	ID	2.00"	2.00"	120° L	3522	CHALLENGE
7.00" ROUND	20.00"	24.00"	2.00"	ID	2.25"	ID	2.00"	2.00"	120° L	700283	MSL
7.00" ROUND	20.00"	24.25"	1.75"	ID	1.75"	ID	2.00"	2.25"	120° L	2263	CHALLENGE
7.00" ROUND	20.00"	24.25"	1.75"	ID	1.75"	ID	2.00"	2.25"	120° L	2282	CHALLENGE
7.00" ROUND	20.00"	24.25"	1.75"	ID	1.75"	ID	2.00"	2.25"	120° L	700324	MSL
7.00" ROUND	20.00"	24.25"	1.75"	ID	1.75"	ID	2.00"	2.25"	120° L	700325	MSL
7.00" ROUND	20.00"	24.50"	2.00"	ID	2.00"	ID	2.25"	2.25"	180°	2021	CHALLENGE
7.00" ROUND	20.00"	24.50"	2.00"	ID	2.00"	ID	2.25"	2.25"	180°	2181	CHALLENGE
7.00" ROUND	20.00"	24.50"	2.00"	ID	2.00"	ID	2.25"	2.25"	180°	700152	MSL
7.00" ROUND	20.00"	24.50"	2.00"	ID	2.00"	ID	2.25"	2.25"	180°	700313	MSL
7.00" ROUND	20.00"	25.00"	2.50"	ID	2.50"	ID	2.50"	2.50"	180°	709025	MSL
7.00" ROUND	20.00"	25.50"	2.00"	ID	2.00"	ID	2.00"	3.50"	120° L	6571	MSL
7.00" ROUND	20.00"	29.50"	2.00"	ID	2.12"	OD	1.50"	8.00"	120° L	3351	CHALLENGE
7.00" ROUND	20.00"	29.50"	2.00"	ID	2.12"	OD	1.50"	8.00"	120° L	700269	MSL
7.00" ROUND	21.00"	25.50"	2.00"	ID	2.00"	ID	2.75"	1.75"	120° L	3201	CHALLENGE
7.00" ROUND	21.00"	25.50"	2.00"	ID	2.25"	ID	2.75"	1.75"	120° L	3521	CHALLENGE
7.00" ROUND	21.00"	25.50"	2.00"	ID	2.25"	ID	2.75"	1.75"	120° L	700163	MSL
7.00" ROUND	21.00"	28.25"	3.00"	ID	2.50"	ID	5.25"	2.00"	120° R	3366	CHALLENGE
7.00" ROUND	21.00"	28.25"	3.00"	ID	2.50"	ID	5.25"	2.00"	120° R	700322	MSL
7.00" ROUND	23.00"	27.00"	2.50"	ID	2.00"	ID	2.00"	2.00"	120° R	3553	CHALLENGE
7.00" ROUND	23.00"	27.00"	2.50"	ID	2.00"	ID	2.00"	2.00"	120° R	700321	MSL
7.00" ROUND	23.00"	27.00"	2.50"	ID	2.25"	ID	2.00"	2.00"	120° R	2190	CHALLENGE
7.00" ROUND	23.00"	27.00"	2.50"	ID	2.25"	ID	2.00"	2.00"	120° R	3554	CHALLENGE
7.00" ROUND	23.00"	27.00"	2.50"	ID	2.25"	ID	2.00"	2.00"	120° R	700323	MSL

MUFFLER DIMENSIONS BY CROSS SECTION

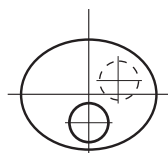


GENERAL INFO

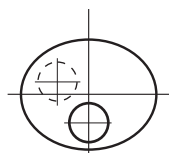
CROSS SECTION	SHELL LGTH.	OVERALL LGTH.	INLET SIZE	INLET TYPE	OUTLET SIZE	OUTLET TYPE	INLET LGTH.	OUTLET LGTH.	CONFIG. TYPE	PART NO.	MUFFLER TYPE
Round Mufflers - Cont.											
7.00" ROUND	23.00"	27.00"	2.50"	ID	2.25"	ID	2.00"	2.00"	120° R	700286	MSL
7.00" ROUND	24.00"	28.00"	2.25"	ID	2.00"	ID (TWO)	2.00"	2.00"	120° R/120° L	3257	CHALLENGE
7.00" ROUND	24.00"	28.00"	2.25"	ID	2.00"	ID (TWO)	2.00"	2.00"	120° R/120° L	700099	MSL
7.00" ROUND	24.00"	28.00"	2.50"	ID	2.25"	ID	2.00"	2.00"	120° L	3578	CHALLENGE
7.00" ROUND	24.00"	28.00"	2.50"	ID	2.25"	ID	2.00"	2.00"	120° L	700194	MSL
7.00" ROUND	24.00"	29.00"	2.50"	ID	2.25"	ID	2.50"	2.50"	120° L	5567	SILENTONE
7.00" ROUND	24.00"	32.75"	2.62"	ID	2.00"	ID	6.75"	2.00"	120° R	3404	CHALLENGE
7.00" ROUND	24.00"	32.75"	2.62"	ID	2.00"	ID	6.75"	2.00"	120° R	700123	MSL
7.00" ROUND	24.00"	37.50"	2.25"	ID	2.00"	ID (TWO)	11.50"	2.00"	120° R/120° L	6585	MSL
7.00" ROUND	24.50"	28.00"	2.25"	ID	2.50"	ID	1.50"	2.00"	120° R	2011	CHALLENGE
7.00" ROUND	24.50"	28.50"	2.25"	ID	2.25"	ID	2.00"	2.00"	120° R	3255	CHALLENGE
7.00" ROUND	24.50"	28.50"	2.25"	ID	2.25"	ID	2.00"	2.00"	120° R	6592	MSL
7.00" ROUND	24.50"	31.75"	2.25"	ID	2.25"	ID	2.00"	5.25"	120° R	2202	CHALLENGE
7.00" ROUND	24.50"	31.75"	2.25"	ID	2.25"	ID	2.00"	5.25"	120° R	700356	MSL
7.00" ROUND	25.00"	31.00"	2.50"	ID	2.25"	ID	3.00"	3.00"	120° L	3181	CHALLENGE
7.00" ROUND	25.00"	31.00"	2.50"	ID	2.25"	ID	3.00"	3.00"	120° L	700076	MSL
7.00" ROUND	25.50"	29.50"	2.50"	ID	2.25"	ID	2.00"	2.00"	120° L	3256	CHALLENGE
7.00" ROUND	25.50"	29.50"	2.50"	ID	2.25"	ID	2.00"	2.00"	120° L	700000	MSL
7.00" ROUND	26.00"	30.00"	2.50"	ID	2.50"	ID	2.00"	2.00"	120° L	2231	CHALLENGE
7.00" ROUND	26.00"	30.00"	2.50"	ID	2.50"	ID	2.00"	2.00"	120° L	700304	MSL
7.00" ROUND	26.00"	33.00"	2.75"	ID	2.50"	ID	3.50"	3.50"	120° L	2958	HEAVY DUTY
7.00" ROUND	28.00"	32.75"	3.00"	ID	2.00"	ID (TWO)	2.75"	2.00"	120° R/120° L	2328	HEAVY DUTY
7.00" ROUND	28.00"	35.00"	3.00"	ID	2.00"	ID (TWO)	5.00"	2.00"	120° R/120° L	2335	CHALLENGE
7.00" ROUND	28.00"	35.00"	3.00"	ID	2.00"	ID (TWO)	5.00"	2.00"	120° R/120° L	700436	MSL
7.00" ROUND	28.00"	38.25"	3.00"	ID/3.00" OD PIPE	2.25"	ID (TWO)	8.00"	2.25"	120° R/120° L	2336	CHALLENGE
10.13" ROUND	26.50"	32.88"	3.00"	ID	4.00"	ID	3.38"	3.00"	O/O	2156	CHALLENGE

CONFIGURATION TYPE

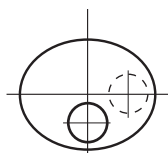
OVAL MUFFLERS



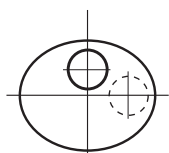
CONFIG. A
INLET VIEW



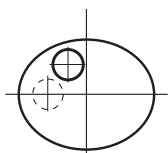
CONFIG. B
INLET VIEW



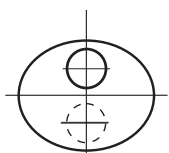
CONFIG. C
INLET VIEW



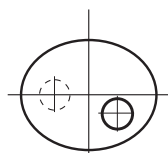
CONFIG. D
INLET VIEW



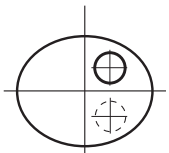
CONFIG. F
INLET VIEW



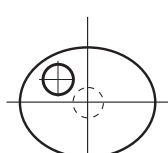
CONFIG. G
INLET VIEW



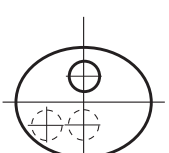
CONFIG. I
INLET VIEW



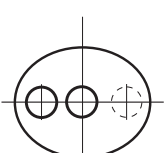
CONFIG. J
INLET VIEW



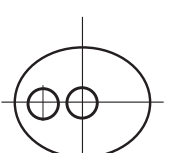
CONFIG. K
INLET VIEW



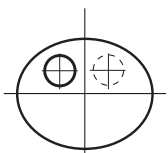
CONFIG. L
INLET VIEW



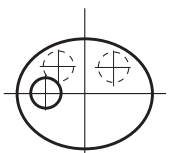
CONFIG. M
INLET VIEW



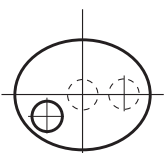
CONFIG. N
INLET VIEW



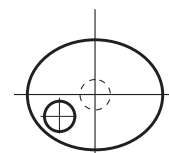
CONFIG. O
INLET VIEW



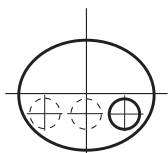
CONFIG. P
INLET VIEW



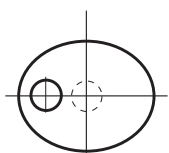
CONFIG. Q
INLET VIEW



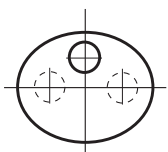
CONFIG. R
INLET VIEW



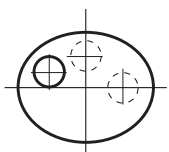
CONFIG. S
INLET VIEW



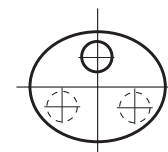
CONFIG. T
INLET VIEW



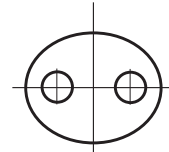
CONFIG. V
INLET VIEW



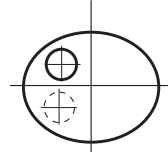
CONFIG. W
INLET VIEW



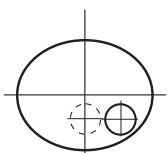
CONFIG. X
INLET VIEW



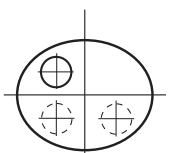
CONFIG. Y
INLET VIEW



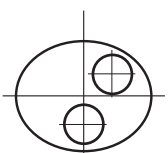
CONFIG. Z
INLET VIEW



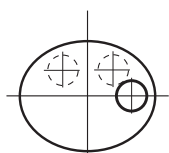
CONFIG. AA
INLET VIEW



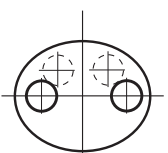
CONFIG. BB
INLET VIEW



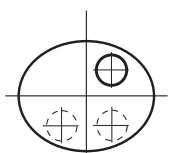
CONFIG. CC
INLET VIEW



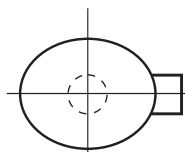
CONFIG. DD
INLET VIEW



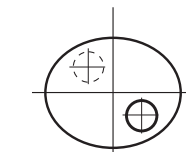
CONFIG. EE
INLET VIEW



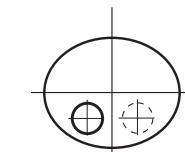
CONFIG. FF
INLET VIEW



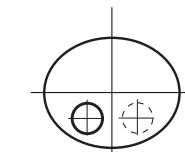
CONFIG. GG
INLET VIEW



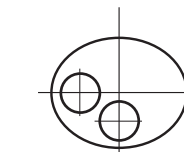
CONFIG. HH
INLET VIEW



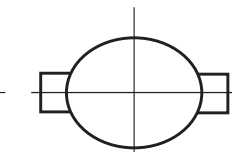
CONFIG. II
INLET VIEW



CONFIG. JJ
INLET VIEW



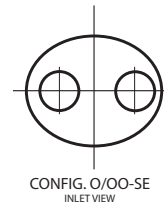
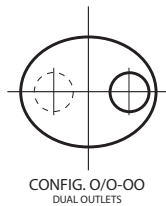
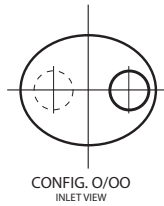
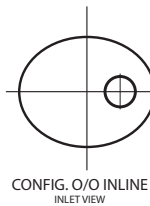
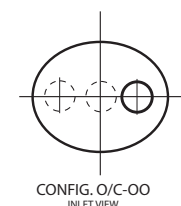
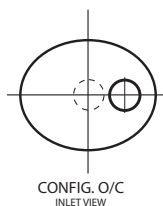
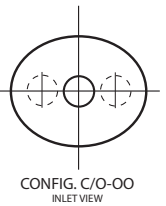
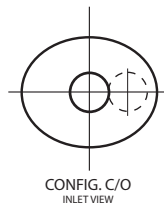
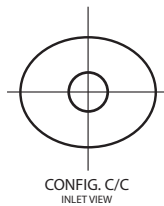
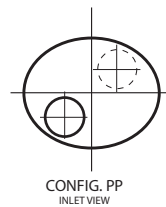
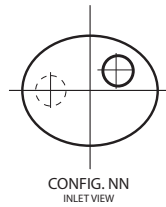
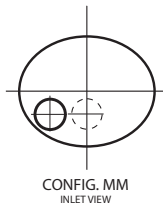
CONFIG. KK
INLET VIEW



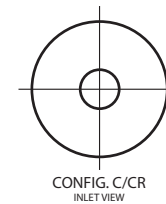
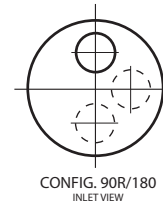
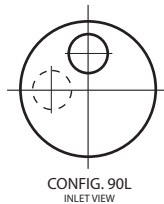
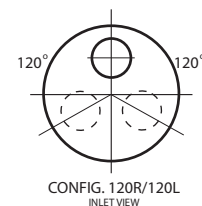
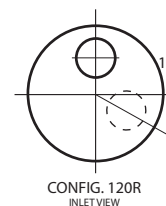
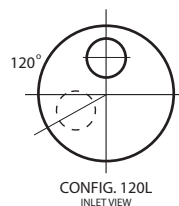
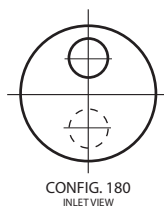
CONFIG. LL
INLET VIEW

CONFIGURATION TYPE - (Cont.)

OVAL MUFFLERS - CONT.

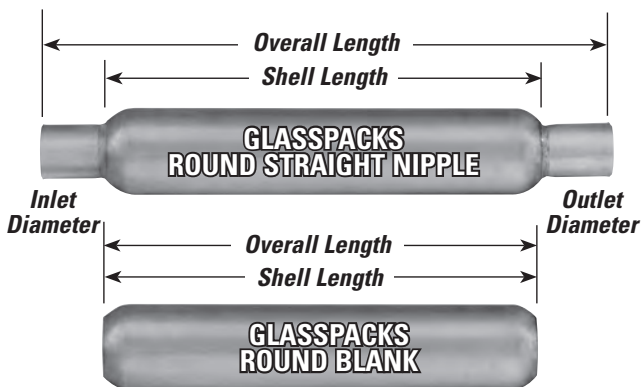


ROUND MUFFLERS



GLASSPACKS

- Aluminized Heavy Duty, 15 Gauge, 3", 3 1/2" and 4" Diameter Shells
- Spiral Louvered Inner Core Produces a Deep, Mellow Tone, Decreases Backpressure and Increases Performance
- AKDDQ Necks Allow For Easy Expansion
- Single Packs



PART NUMBER DEFINITION

Example: 351811

First two digits = Shell Diameter (35=3.5=3 1/2")

Second two digits = Shell Length (18")

Third Two Digits = Configuration:

00 = Blank

11 = Center/Center

12 = Mild Offset/Mild Offset

22 = Full Offset/Full Offset

Seventh digit indicates neck size greater than 2 1/4":

3 = Two 2 1/2" Necks

4 = Two 3" Necks

Seventh or Eighth digit:

2 = 2 1/4" Core Size

5 = 2 1/2" Core Size

6 = 3" Core Size

P/N	CASE DIAMETER	CASE LENGTH	CORE DIAMETER	OAL	NECK INLET	NECK OUTLET	NECK CONFIG
3" Case / 1 3/4" Core							
301200S	3"	12"	1 3/4"	12"			Blank
301211S	3"	12"	1 3/4"	18"	1 3/4"	1 3/4"	Straight
301800S	3"	18"	1 3/4"	18"			Blank
301811S	3"	18"	1 3/4"	24"	1 3/4"	1 3/4"	Straight
3 1/2" Case / 2" Core							
351200S	3 1/2"	12"	2"	12"			Blank
351211S	3 1/2"	12"	2"	18"	2"	2"	Straight
351600S	3 1/2"	16"	2"	16"			Blank
351611S	3 1/2"	16"	2"	22"	2"	2"	Straight
351800S	3 1/2"	18"	2"	18"			Blank
351811S	3 1/2"	18"	2"	24"	2"	2"	Straight
351812S	3 1/2"	18"	2"	24"	2"	2"	Medium
351822S	3 1/2"	18"	2"	24"	2"	2"	Full
352200S	3 1/2"	22"	2"	22"			Blank
352211S	3 1/2"	22"	2"	28"	2"	2"	Straight
352400S	3 1/2"	24"	2"	24"			Blank
352411S	3 1/2"	24"	2"	30"	2"	2"	Straight
352600S	3 1/2"	26"	2"	26"			Blank
352611S	3 1/2"	26"	2"	32"	2"	2"	Straight
353000S	3 1/2"	30"	2"	30"			Blank
353011S	3 1/2"	30"	2"	36"	2"	2"	Straight

GLASSPACKS - (Cont.)

P/N	CASE DIAMETER	CASE LENGTH	CORE DIAMETER	OAL	NECK INLET	NECK OUTLET	NECK CONFIG
3 ½" Case / 2 ¼" Core							
3512002S	3 ½"	12"	2 ¼"	12"			Blank
3512112S	3 ½"	12"	2 ¼"	18"	2 ¼"	2 ¼"	Straight
3516002S	3 ½"	16"	2 ¼"	16"			Blank
3516112S	3 ½"	16"	2 ¼"	22"	2 ¼"	2 ¼"	Straight
3518002S	3 ½"	18"	2 ¼"	18"			Blank
3518112S	3 ½"	18"	2 ¼"	24"	2 ¼"	2 ¼"	Straight
35181135S	3 ½"	18"	2 ½"	24"	2 ½"	2 ½"	Straight
3518122S	3 ½"	18"	2 ½"	24"	2 ¼"	2 ¼"	Medium
3522002S	3 ½"	22"	2 ¼"	22"			Blank
3522112S	3 ½"	22"	2 ¼"	28"	2 ¼"	2 ¼"	Straight
35221132S	3 ½"	22"	2 ¼"	28"	2 ½"	2 ½"	Straight
3524002S	3 ½"	24"	2 ¼"	24"			Blank
3524112S	3 ½"	24"	2 ¼"	30"	2 ¼"	2 ¼"	Straight
35241132S	3 ½"	24"	2 ¼"	30"	2 ½"	2 ½"	Straight
3526002S	3 ½"	26"	2 ¼"	26"			Blank
3526112S	3 ½"	26"	2 ¼"	32"	2 ¼"	2 ¼"	Straight
35261132S	3 ½"	26"	2 ¼"	32"	2 ½"	2 ½"	Straight
3530002S	3 ½"	30"	2 ¼"	30"			Blank
3530112S	3 ½"	30"	2 ¼"	36"	2 ¼"	2 ¼"	Straight
35301132S	3 ½"	30"	2 ¼"	36"	2 ½"	2 ½"	Straight
4" Case / 2 ¼" Core							
401800S	4"	18"	2 ¼"	18"			Blank
401811S	4"	18"	2 ¼"	24"	2 ¼"	2 ¼"	Straight
402200S	4"	22"	2 ¼"	22"			Blank
402211S	4"	22"	2 ¼"	28"	2 ¼"	2 ¼"	Straight
403000S	4"	30"	2 ¼"	30"			Blank
403011S	4"	30"	2 ¼"	36"	2 ¼"	2 ¼"	Straight
4" Case / 2 ½" Core							
4012005S	4"	12"	2 ½"	12"			Blank
40121135S	4"	12"	2 ½"	18"	2 ½"	2 ½"	Straight
4018005S	4"	18"	2 ½"	18"			Blank
40181135S	4"	18"	2 ½"	24"	2 ½"	2 ½"	Straight
4024005S	4"	24"	2 ½"	24"			Blank
40241135S	4"	24"	2 ½"	30"	2 ½"	2 ½"	Straight
4530005S	4"	30"	2 ½"	30"			Blank
40301135S	4"	30"	2 ½"	36"	2 ½"	2 ½"	Straight
4" Case / 3" Core							
4012006S	4"	12"	3"	12"			Blank
40121146S	4"	12"	3"	18"	3"	3"	Straight
4018006S	4"	18"	3"	18"			Blank
40181146S	4"	18"	3"	24"	3"	3"	Straight
4024006S	4"	24"	3"	24"			Blank
40241146S	4"	24"	3"	30"	3"	3"	Straight

TURBOPACKS & TORPEDO PACKS

- Featuring The Versatility of a Glasspack with The Sound Performance of a Turbo Muffler
- 2 Tube, 2 Baffle Internal Design Provides Turbo Tuning For Superior Sound Control
- Aluminized Heavy Duty, 15 Gauge, 4" Diameter Shell
- Aluminized AKDDQ Necks Allow For Easy Expansion
- Single Packs

PART NUMBER DEFINITION

Example: 4218112

First two digits = 4" Shell; 2 Designates Turbo Pack
Second two digits = Shell Length (18")

Third Two Digits = Configuration:

11 = Center/Center

12 = Mild Offset/Mild Offset


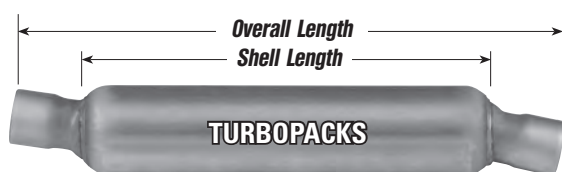
22 = Full Offset/Full Offset

Seventh digit indicates neck size other than 2" on both ends

1 = One 2 1/4"; One 2" Neck

2 = Two 2 1/4" Necks

3 = Two 2 1/2" Necks



TURBOPACKS * Neck Offset – Inlet and Outlet dimensions I.D. unless otherwise shown.

P/N	CASE DIAMETER	CASE LENGTH	CORE DIAMETER	OAL	NECK INLET	NECK OUTLET	NECK CONFIG
421211S	4"	12"	1 3/4" (2)	18"	2"	2"	Straight
4212112S	4"	12"	1 3/4" (2)	18"	2 1/4"	2 1/4"	Straight
421512S	4"	15"	1 3/4" (2)	22"	2"	2"	Medium
421511S	4"	15"	1 3/4" (2)	22"	2"	2"	Straight
4215112S	4"	15"	1 3/4" (2)	22"	2 1/4"	2 1/4"	Straight
4215113S	4"	15"	1 3/4" (2)	22"	2 1/2"	2 1/2"	Straight
421822S	4"	18"	1 3/4" (2)	25"	2"	2"	Full
421812S	4"	18"	1 3/4" (2)	25"	2"	2"	Medium
4218122S	4"	18"	1 3/4" (2)	25"	2 1/4"	2 1/4"	Medium
421811S	4"	18"	1 3/4" (2)	25"	2"	2"	Straight
4218111S	4"	18"	1 3/4" (2)	25"	2 1/4"	2"	Straight
4218112S	4"	18"	1 3/4" (2)	25"	2 1/4"	2 1/4"	Straight
4218113S	4"	18"	1 3/4" (2)	25"	2 1/2"	2 1/2"	Straight
422411S	4"	24"	1 3/4" (2)	30"	2"	2"	Straight
4224112S	4"	24"	1 3/4" (2)	30"	2 1/4"	2 1/4"	Straight
4224113S	4"	24"	1 3/4" (2)	30"	2 1/2"	2 1/2"	Straight


TORPEDOPACKS

P/N	CASE DIAMETER	CASE LENGTH	CORE DIAMETER	OAL	NECK INLET	NECK OUTLET	NECK CONFIG
4115032	4"	15"	2 1/2"	29"	Blank - 2 1/2"	2 1/4"	Dual Outlet
4115033	4"	15"	2 1/2"	29"	Blank - 2 1/2"	2 1/2"	Dual Outlet
4115042	4"	15"	3"	29"	Blank - 3"	2 1/4"	Dual Outlet
4115043	4"	15"	3"	29"	Blank - 3"	2 1/2"	Dual Outlet
4115122	4"	15"	2 1/4"	29"	2 1/4"	2 1/4"	Dual Outlet
4115132	4"	15"	2 1/2"	29"	2 1/2"	2 1/4"	Dual Outlet
4115133	4"	15"	2 1/2"	29"	2 1/2"	2 1/2"	Dual Outlet
4115142	4"	15"	3"	29"	3"	2 1/4"	Dual Outlet
4115143	4"	15"	3"	29"	3"	2 1/2"	Dual Outlet
4118042	4"	18"	3"	31"	Blank - 3"	2 1/4"	Dual Outlet
4118132	4"	18"	2 1/2"	31"	2 1/2"	2 1/4"	Dual Outlet
4118133	4"	18"	2 1/2"	31"	2 1/2"	2 1/2"	Dual Outlet
4118142	4"	18"	3"	31"	3"	2 1/4"	Dual Outlet

HEADER GASKETS & FLANGES

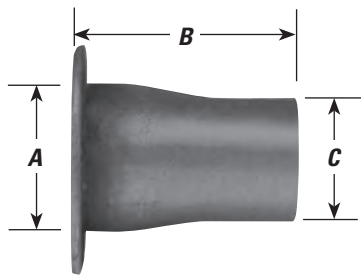
Allows Exhaust System Installation on Header Equipped Vehicles

GASKETS




P/N	DESCRIPTION
8711	2 ½" Center Hole Flange Gasket
9069	3" Center Hole Flange Gasket
9070	3 ½" Center Hole Flange Gasket

FLANGES




P/N	A	B	C
9071	2 ½"	4"	2 ½" O.D. 3 Hole
9073	3" O.D.	4 ½"	2 ½" O.D. 3 or 4 Hole

GASKETS




Note: Illustrations are not to scale.

GASKETS




Note: Illustrations are not to scale.

GASKETS



GASKETS



Note: Illustrations are not to scale.

GASKETS



9290



9291



9292



9295



9297



9299

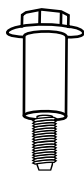


9743

BRACKETS, HANGERS & MISC. PARTS



4975



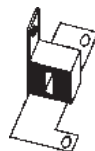
4976



8008



8010



8011



8012



8013



8014



8015



8016



8017



8018



8019



8020



8022



8023



8024



8049



8050



8051



8052



8053



8054



8055



8056



8058



8060



8061



8062



8063



8064



8066



8067



8068



8069



8070



8071



8073



8074



8075



8076



8077



8078



8079



8080



8081



8083



8084

Note: Illustrations are not to scale.

BRACKETS, HANGERS & MISC. PARTS



Note: Illustrations are not to scale.

BRACKETS, HANGERS & MISC. PARTS



8204



8205



8208



8209



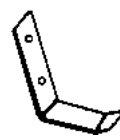
8212



8213



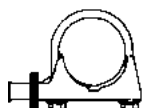
8214



8215



8217



8218



8219



8221



8223



8225



8226



8227



8233



8236



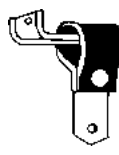
8237



8241



8245



8246



8247



8251



8253



8262



8287



8301



8302



8303



8304



8306



8307



8308



8309



8311



8313



8317



8322



8359



8390



8391



8429



8438



8445



8462



8478



8483



8484



8487



8493



8494



8498



8503



8506



8509

Note: Illustrations are not to scale.

BRACKETS, HANGERS & MISC. PARTS



8510



8511



8515



8516



8518



8519



8531



8536



8537



8545



8547



8553



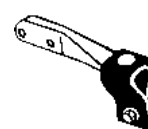
8554



8560



8566



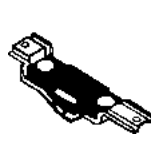
8568



8571



8572



8573



8581



8588



8592



8593



8620



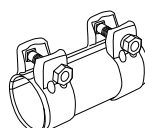
8627



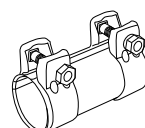
8628



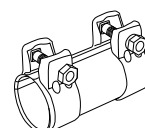
8637



8640



8641



8642

CLAMPS

STANDARD DUTY 5/16" U-BOLT



P/N	SIZE	BOX QTY
U118	1 1/8"	1
U114	1 1/4"	1
U112	1 1/2"	1
U158	1 5/8"	1
U134	1 3/4"	1
U178	1 7/8"	1
U200	2"	1
U218	2 1/8"	1
U214	2 1/4"	1
U212	2 1/2"	1

STANDARD DUTY 5/16" U-BOLT W/ FLANGE NUT



P/N	SIZE	BOX QTY
339976	1 1/2"	50
339977	1 5/8"	50
339978	1 3/4"	50
339979	1 7/8"	50
339980	2"	50
339981	2 1/8"	50
339982	2 1/4"	50
339983	2 1/2"	50

SLOTTED HD 3/8" U-BOLT W/ FLANGE NUT



P/N	SIZE	BOX QTY
339893	1 1/2"	100
339892	1 3/4"	100
339891	1 7/8"	100
339890	2"	100
339889	2 1/4"	100
339888	2 1/2"	100

DGM STYLE 3/8" U-BOLT W/ FLANGE NUT



P/N	SIZE	BOX QTY	P/N	SIZE	BOX QTY
M112	1 1/2"	1	339862	1 1/2"	100
M158	1 5/8"	1			
M134	1 3/4"	1	339880	1 3/4"	100
M178	1 7/8"	1	339879	1 7/8"	100
M200	2"	1	339878	2"	100
M218	2 1/8"	1	339877	2 1/8"	100
M214	2 1/4"	1	339876	2 1/4"	100
M212	2 1/2"	1	339875	2 1/2"	100
M258	2 5/8"	1			
M300	3"	1	9972	3"	50

HEAVY DUTY 3/8" U-BOLT TRUCK CLAMPS



P/N	P/N ZINC	SIZE	BOX QTY
H234P	—	2 3/4"	1
H300P	H300PZ	3"	1
H312P	H312PZ	3 1/2"	1
H400P	H400PZ	4"	1
H412P	H412PZ	4 1/2"	1
H500P	H500PZ	5"	1

EXTRA HEAVY DUTY CLAMPS 3/8" U-BOLT 11 GAUGE SADDLE



P/N	P/N ZINC	SIZE	BOX QTY	P/N	P/N ZINC	SIZE	BOX QTY
H200	—	2"	1	H300*	H300Z	3"	1
H218	—	2 1/8"	1	H314*	—	3 1/4"	1
H214	—	2 1/4"	1	H312*	—	3 1/2"	1
H238	—	2 3/8"	1	H400*	H400Z	4"	1
H212	—	2 1/2"	1	H412*	—	4 1/2"	1
H258*	—	2 5/8"	1	H500*	H500Z	5"	1
H234*	—	2 3/4"	1	H600*	H600Z	6"	1

*Welded Saddle

CLAMPS

FLAT BAND CLAMPS



P/N ZINC	P/N CHROME	SIZE	BOX QTY
9501	9490	3"	1
9502	—	3 ½"	1
9503	9492	4"	1
9504	9493	5"	1
9736	—	5 ½"	1
9506	9495	6"	1

HEAVY DUTY GUILLOTINE CLAMPS



P/N	P/N ZINC	P/N CHROME	SIZE	BOX QTY
T234	—	—	2 ¾"	1
T300	T300Z	—	3"	1
T314	—	—	3 ¼"	1
T312	T312Z	—	3 ½"	1
T400	T400Z	9486	4"	1
—	T412Z	—	4 ½"	1
T500	T500Z	9487	5"	1
—	T512Z	—	5 ½"	1
T600	T600Z	9734	6"	1

AIR TUBE SADDLE CLAMPS



P/N	SIZE	BOX QTY
4904	½"	25
4914	⅝"	25
4907	¾"	25
4925	1"	25

AUDI - VW- BMW SLEEVE CLAMPS



P/N	SIZE	LENGTH	PKG QTY
8640	2 ¼"	5"	1
8641	2"	5"	1
8642	2 ½"	5"	1

PREFORMED CLAMPS W/ GASKET - LAP JOINT



P/N	SIZE	MATERIAL
9700	3"	ALUMINIZED STEEL
9701	3 ½"	ALUMINIZED STEEL
9702	4"	ALUMINIZED STEEL
9703	5"	ALUMINIZED STEEL
9730	3"	BRIGHT 304 STAINLESS STEEL
9731	3 ½"	BRIGHT 304 STAINLESS STEEL
9732	4"	BRIGHT 304 STAINLESS STEEL
9733	5"	BRIGHT 304 STAINLESS STEEL

PREFORMED CLAMPS - LAP JOINT



P/N	SIZE	MATERIAL	P/N	SIZE	MATERIAL
9660	2"	ALUMINIZED STEEL	9664	2"	BRIGHT 304 STAINLESS STEEL
9661	2 ¼"	ALUMINIZED STEEL	9665	2 ¼"	BRIGHT 304 STAINLESS STEEL
9662	2 ½"	ALUMINIZED STEEL	9666	2 ½"	BRIGHT 304 STAINLESS STEEL
9663	2 ¾"	ALUMINIZED STEEL	9667	2 ¾"	BRIGHT 304 STAINLESS STEEL
9604	3"	ALUMINIZED STEEL	9668	3"	BRIGHT 304 STAINLESS STEEL
9605	3 ½"	ALUMINIZED STEEL	9669	3 ½"	BRIGHT 304 STAINLESS STEEL
9606	4"	ALUMINIZED STEEL	9623	4"	BRIGHT 304 STAINLESS STEEL
9607	5"	ALUMINIZED STEEL	9670	4 ½"	BRIGHT 304 STAINLESS STEEL
			9624	5"	BRIGHT 304 STAINLESS STEEL
			9671	6"	BRIGHT 304 STAINLESS STEEL

CLAMPS

PREFORMED CLAMPS - BUTT JOINT



P/N	SIZE	MATERIAL
9676	3"	ALUMINIZED STEEL
9678	3 ½"	ALUMINIZED STEEL
9680	4"	ALUMINIZED STEEL
9682	5"	ALUMINIZED STEEL
9683	6"	ALUMINIZED STEEL

P/N	SIZE	MATERIAL
9684	2"	BRIGHT 304 STAINLESS STEEL
9685	2 ¼"	BRIGHT 304 STAINLESS STEEL
9686	2 ½"	BRIGHT 304 STAINLESS STEEL
9687	2 ¾"	BRIGHT 304 STAINLESS STEEL
9688	3"	BRIGHT 304 STAINLESS STEEL
9690	3 ½"	BRIGHT 304 STAINLESS STEEL
9692	4"	BRIGHT 304 STAINLESS STEEL
9693	4 ½"	BRIGHT 304 STAINLESS STEEL
9694	5"	BRIGHT 304 STAINLESS STEEL
9695	6"	BRIGHT 304 STAINLESS STEEL

FLATBAND EXHAUST CLAMPS



P/N	SIZE	MATERIAL
AS200	2"	ALUMINIZED STEEL
AS214	2 ¼"	ALUMINIZED STEEL
AS212	2 ½"	ALUMINIZED STEEL
AS234	2 ¾"	ALUMINIZED STEEL
AS300	3"	ALUMINIZED STEEL
AS312	3 ½"	ALUMINIZED STEEL
AS400	4"	ALUMINIZED STEEL
AS500	5"	ALUMINIZED STEEL

P/N	SIZE	MATERIAL
SAS200	2"	BRIGHT 430 STAINLESS STEEL
SAS214	2 ¼"	BRIGHT 430 STAINLESS STEEL
SAS212	2 ½"	BRIGHT 430 STAINLESS STEEL
SAS234	2 ¾"	BRIGHT 430 STAINLESS STEEL
SAS300	3"	BRIGHT 430 STAINLESS STEEL
SAS312	3 ½"	BRIGHT 430 STAINLESS STEEL
SAS400	4"	BRIGHT 430 STAINLESS STEEL
SAS500	5"	BRIGHT 430 STAINLESS STEEL
SAS600	6"	BRIGHT 430 STAINLESS STEEL



FLATBAND EXHAUST CLAMPS

P/N	SIZE	MATERIAL
B200	2"	BRIGHT 304 STAINLESS STEEL
B214	2 ¼"	BRIGHT 304 STAINLESS STEEL
B212	2 ½"	BRIGHT 304 STAINLESS STEEL
B234	2 ¾"	BRIGHT 304 STAINLESS STEEL
B300	3"	BRIGHT 304 STAINLESS STEEL
B314	3 ¼"	BRIGHT 304 STAINLESS STEEL
B312	3 ½"	BRIGHT 304 STAINLESS STEEL
B400	4"	BRIGHT 304 STAINLESS STEEL
B412	4 ½"	BRIGHT 304 STAINLESS STEEL
B500	5"	BRIGHT 304 STAINLESS STEEL
B600	6"	BRIGHT 304 STAINLESS STEEL
B800	8"	BRIGHT 304 STAINLESS STEEL
B1000	10"	BRIGHT 304 STAINLESS STEEL



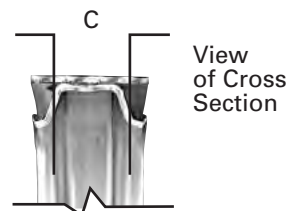
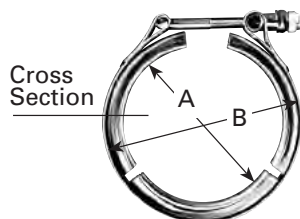
CHRYSLER V-BAND CLAMP

Fits 2½" Pre-Cat Inlet

P/N	SIZE	MATERIAL
8610	2 ½"	ALUMINIZED STEEL

CLAMPS

V-BAND CLAMPS



Manufacturer	P/N	Tube Dia.	A	B	C	Application
UNIVERSAL						
	9398	3.00	3.26	4.06	0.02	Fits - OEM MUFFLERS.
	9399	4.00	4.25	4.81	0.21	Fits - FLARED CONNECTORS.
	9616	5.00	4.97	5.25	0.26	Fits - FLARED CONNECTORS.
AIRESEARCH						
	9614	4.00	4.17	4.61	0.16	TEO-699
	9616	5.00	4.97	5.25	0.26	T-1899, TH08A64
BLUE BIRD						
	9618	2.75	2.80	3.20	0.26	REPLACES BLUEBIRD #1334226
	9618	2.75	2.80	3.20	0.26	94-98 BLUEBIRD TC2000 SCHOOL BUS W/5.9L
	9651	4.00	4.13	4.69	0.40	REPLACES BLUEBIRD #125046
	9651	4.00	4.13	4.69	0.40	BLUEBIRD ALL AMERICAN W/CAT3116 /TURBO
	9399	4.00	4.25	4.81	0.21	REPLACES BLUEBIRD #0997791
	9399	4.00	4.25	4.81	0.21	1980-90 BLUEBIRD SCHOOL BUS W/8.2LT
CATERPILLAR						
	9622	3.50	3.63	4.19	0.40	3208T
	9396	3.50	3.94	4.50	0.21	3208T
	9651	4.00	4.13	4.69	0.40	3208T
	9652	4.00	4.12	4.81	0.40	3176T
	9653	4.00	4.19	4.75	0.40	3176T
	9615	5.00	5.32	5.88	0.40	3406, 3406B, 3176
CUMMINS						
	9618	2.75	2.80	3.20	0.26	6BT5.9L, 6BTA5.9L
	9612	3.00	3.32	3.88	0.40	V555, V902, V903
	9627	3.50	3.69	4.25	0.40	VT555, VT-555 MANIFOLD
	9396	3.50	3.94	4.50	0.21	VT555, VT-555 MANIFOLD
	9652	4.00	4.12	4.81	0.40	L10
	9653	4.00	4.19	4.75	0.40	L10
	9615	5.00	5.32	5.88	0.40	750, N, 88NT, NTC, VT
DETROIT DIESEL						
	9395	3.00	3.26	3.82	0.21	6V53, 6V71
	9656	3.50	3.76	4.04	0.26	
	9613	3.50	3.77	4.33	0.21	
	9396	3.50	3.94	4.50	0.21	4-53, 8V71, 8V92
	9617	4.00	4.13	4.75	0.16	8.2LT
	9399	4.00	4.25	4.81	0.21	6-71T, 8.2N, 8.2T, 12V71
	9647	4.00	4.32	4.91	0.29	6-71N
	9735	4.00	4.97	5.25	0.26	8V-71T, 16V-71, 6V-92T, 8V-92, 8V-92T, 16V-92T
	9616	5.00	4.97	5.25	0.26	8V-71T
	9397	5.00	5.32	5.92	0.28	6V-92, 8V-71T (END AWAY FROM TURBO)
	9615	5.00	5.32	5.88	0.40	SERIES 60, 6-71T

CLAMPS

V-BAND CLAMPS (Cont.)

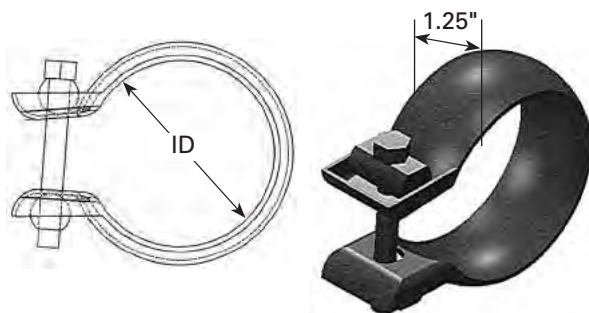
Manufacturer	P/N	Tube Dia.	A	B	C	Application
FORD						
	9610	3.00	3.25	3.87	0.43	FORD #E5HZ5A231B
	9618	2.75	2.80	3.20	0.26	93-95 B600/700 W/5.9LT
	9618	2.75	2.80	3.20	0.26	REPLACES FORD #F3HZ5A281A
	9656	3.50	3.76	4.04	0.26	FORD #E0HZ5A231B
	9625	3.00	3.05	3.62	0.28	REPLACES FORD #F1HZ5C210A, E9HZ5A231B
	9625	3.00	3.05	3.62	0.28	89-95 MED/TRUCK, BUS W/370, 429 GAS
	9395	3.00	3.26	3.82	0.21	ALL MODELS W/DD 6V53, 6V71
	9395	3.00	3.26	3.82	0.21	ALL MODELS W/CUMMINS V555, V902
	9626	3.00	3.17	3.88	0.40	FORD D9HT-51210-DA
	9626	3.00	3.17	3.88	0.40	79-88 FORD MED TRUCK/BUS W/370, 429 GAS
	9611	3.00	3.50	4.06	0.24	8.2L NA
	9622	3.50	3.63	4.19	0.40	REPLACES FORD #E2HZ5A231A
	9622	3.50	3.63	4.19	0.40	87-90 B600/700 SCHOOL BUS CF600/800 W/6.6LT
	9622	3.50	3.63	4.19	0.40	REPLACES FORD #E8HZ5A231E
	9627	3.50	3.69	4.25	0.40	87-94 CF600/800, F600/800 W/7.8LT
	9627	3.50	3.69	4.25	0.40	REPLACES FORD #E7HZ5A231C
	9617	4.00	4.13	4.75	0.16	REPLACES FORD #E0HZ5A231C
	9399	4.00	4.25	4.81	0.21	ALL MODELS W/DD 6-71T, 8.2N, 8.2T, 12V71
FREIGHTLINER						
	9601	3.50"	3.38"	3.75"	0.75"	02-06 FREIGHTLINER BUS W/MERCEDES ENG. OE#A04-19184-000
	9609	4.00	4.19	4.75	0.40	FREIGHTLINER BUS W/MERCEDES 6 CYL. ENG.
	9615	5.00	5.32	5.88	0.40	FLD MODELS W/DD SERIES 60, CAT 3406
	9615	5.00	5.32	5.88	0.40	FLD MODELS W/CUMMINS NTC, VT DIESEL
	9615	5.00	5.32	5.88	0.40	REPLACES FREIGHTLINER #0114596000
GM						
	9656	3.50	3.76	4.04	0.26	
	9611	3.00	3.50	4.06	0.24	80-90-GM MED TRUCK/BUS W/8.2L NA
	9611	3.00	3.50	4.06	0.24	REPLACES GM #2069773
	9652	4.00	4.12	4.81	0.40	TOPKICK/KODIAK W/6.6L
	9652	4.00	4.12	4.81	0.40	REPLACES GM #15647159
	9399	4.00	4.25	4.81	0.21	ALL MODELS W/DD6-71T, 8.2N, 8.2T, 12V71
INTERNATIONAL						
	9627	3.50	3.69	4.25	0.40	86-89 SERIES S TRUCK/BUS W/DT360
	9627	3.50	3.69	4.25	0.40	REPLACES INTERNATIONAL #893944R92
	9613	3.50	3.77	4.33	0.21	REPLACES INTERNATIONAL #338614C1
	9613	3.50	3.77	4.33	0.21	88-94 SERIES S TRUCK BUS W/DT466
	9396	3.50	3.94	4.50	0.21	REPLACES INTERNATIONAL #434252R91
	9396	3.50	3.94	4.50	0.21	ALL MODELS W/DD 4-53, 8V71, 8V92, CAT 3208T
	9396	3.50	3.94	4.50	0.21	ALL MODELS W/CUMMINS VT-555
	9737	3.00	3.28	3.84	0.40	T444E 1994-2000 INTERNATIONAL BUS
	9653	4.00	4.19	4.75	0.40	REPLACES INTERNATIONAL #893945R92
	9653	4.00	4.19	4.75	0.40	7.3L, DT-DTA 360, DT-DTA 466
	9647	4.00	4.32	4.91	0.29	REPLACES INTERNATIONAL #433192R91
	9647	4.00	4.32	4.91	0.29	ALL MODELS W/6-71N
	9735	4.00	4.97	5.25	0.26	9300 SERIES W/DD 8V71, 8V92
	9735	4.00	4.97	5.25	0.26	REPLACES INTERNATIONAL #5132650
	9735	4.00	4.97	5.25	0.26	REPLACES INTERNATIONAL # 780067C91
	9615	5.00	5.32	5.88	0.40	REPLACES INTERNATIONAL #390226C91
	9615	5.00	5.32	5.88	0.40	INTERNATIONAL #1672105C91

CLAMPS

V-BAND CLAMPS (Cont.)

Manufacturer	P/N	Tube Dia.	A	B	C	Application
MACK						
	9396	3.50	3.94	4.50	0.21	ALL MODELS W/DD 4-53, 8V71, 8V92, CAT 3208T
	9396	3.50	3.94	4.50	0.21	ALL MODELS W/CUMMINS VT-555
	9614	4.00	4.17	4.61	0.16	REPLACES MACK #48RU2341
	9614	4.00	4.17	4.61	0.16	DM/MR MODELS
	9399	4.00	4.25	4.81	0.21	ALL MODELS W/DD 6-71T, 8.2N, 8.2T, 12V71
	9619	4.00	4.38	4.94	0.18	REPLACES MACK #11ME29
	9615	5.00	5.32	5.88	0.40	REPLACES MACK #11ME241
PETERBILT						
	9616	5.00	4.97	5.25	0.26	PETERBILT #14-11039
THOMAS						
	9622	3.50	3.63	4.19	0.40	84-90 SAF-T-LINER MODELS W/3208T
	9622	3.50	3.63	4.19	0.40	REPLACES THOMAS #61240207
	9651	4.00	4.13	4.69	0.40	84-89 THOMAS SCHOOL BUS W/ 3208T
	9651	4.00	4.13	4.69	0.40	REPLACES THOMAS #61240208
	9397	5.00	5.32	5.92	5.92	90-93 THOMAS SCHOOL BUS W/6V92
	9397	5.00	5.32	5.92	5.92	REPLACES THOMAS #61240715

CLAMPS




GM SWIVEL JOINT CLAMP

P/N	INSIDE DIAMETER
8620	2.65" ID
8625	2.95" ID

HANGERS

MUFFLER SHOP HANGER

SADDLE SWIVELS ON RUBBER STRAP



8020



8484
9933
339801



9944
9944S

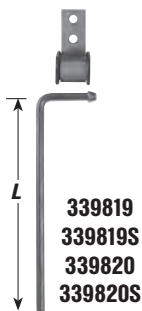
P/N	SIZE	BOX QTY
8484	5 1/2"L x 1 3/8"W x 3/8"D	1
9933	5 1/2"L x 1 3/8"W x 3/8"D	100
339801	5 1/2"L x 1 3/8"W x 3/8"D	100
8020	7"L x 1 1/8"W x 5/16"D	1
9944	8"L x 2"W x 1 1/32"D	50
9944S	8"L x 2"W x 1 1/32"D	1

UNIVERSAL HANGER

BULK P/N	BOX QTY	SINGLE PACK P/N	LENGTH	ROD DIA
339816	50	339816S	10"	3/8"
339819	50	339819S	10"	3/8"
339820	25	339820S	10"	1/2"



339816
339816S



339819
339819S
339820
339820S

UNIVERSAL HANGER



8301

P/N	BOX QTY
8301	1
8053	1



8053

HEAVY DUTY UNIVERSAL TRUCK HANGER



P/N	BOX QTY
8462	1

Fabric has 3 holes for adjusting bracket position.

CHRYSLER HANGER



P/N	BOX QTY
8588	1

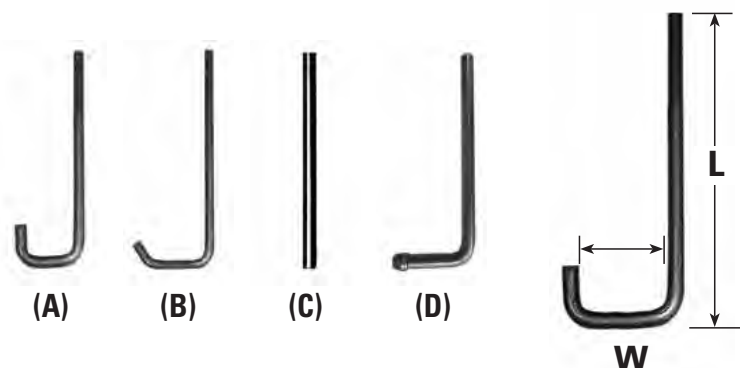
GM HANGER



P/N	BOX QTY
8011	1

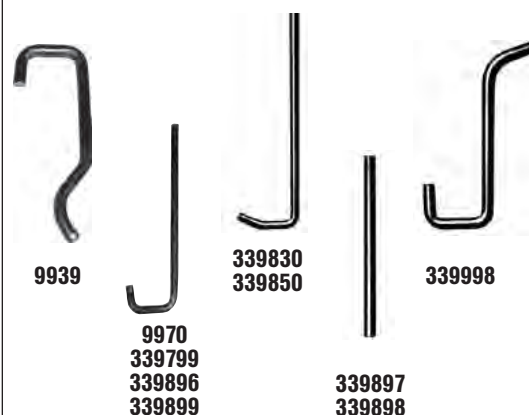
HANGERS

UNIVERSAL WIRE HANGERS



P/N	LENGTH	WIDTH	WIRE ROD	TYPE	BOX QTY
FW2014	14"	—	5/16"	C	25
FW2906	6"	1 1/4"	5/16"	A	25
FW2908	8"	1 1/4"	5/16"	A	25
FW3408	8 1/2"	2"	3/8"	B	25
FW3908	8"	1 1/4"	3/8"	A	25
FW3921	10"	2"	3/8"	B	25
FW3928	8"	2"	3/8"	A	25
FW3951	10"	2"	3/8"	D	25
FW5014	14"	—	1/2"	C	15
FW5908	8"	1 1/4"	1/2"	A	15
FW5951	10"	3"	1/2"	D	15
FW5958	8"	2"	1/2"	D	15

UNIVERSAL WIRE HANGERS



P/N	LENGTH	WIRE ROD	BOX QTY
9939	5 1/2"	3/8"	50
9970	5 1/8"	3/8"	50
339799	7 1/2"	3/8"	25
339830	10"	3/8"	25
339850	10"	1/2"	15
339896	7 1/2"	5/16"	25
339897	14"	3/8"	25
339898	10"	5/16"	25
339899	9"	5/16"	25
339998	6"	5/16"	100

SPECIALTY HANGER



P/N	BOX QTY
339995 (Bulk)	10
8516	1

O-RING/BACKET



P/N	BOX QTY
9959 (Bulk)	50
8166	1

360° HANGERS

Replaces original GM equipment hanger. These hangers pivot 90° at two separate points and rotate 360° for maximum flexibility.

GM UNIVERSAL MIDGET HANGERS



9943 - Bulk Part No.
8236 - Individual Pack No.



339860 - Bulk Part No.
339860S - Single Pack No.

BULK P/N	BOX QTY	SINGLE PACK P/N	TYPE
9943	50	—	Open Bottom
—	1	8236	Open Bottom
339860	50	339860S	Closed Bottom

360° HANGERS

360° HANGERS



8049
8051
8052
339993



8050
339861



8483
9937



339994



339818
339818S

BULK P/N	BOX QTY	SINGLE PACK P/N	TYPE	LENGTH
—	1	8049	Reg. Closed	9 ½"
—	1	8050	Reg. Open	9 ¾"
—	1	8052	Med. Closed	13 ¼"
—	1	8051	Long Closed	17 ¼"
—	1	8483	Reg. Open	9 ½"
9937	50	—	Reg. Open	9 ½"
339818	50	339818S	Reg. Curved	9 ½"
339861	50	—	Reg. Open	9 ¾"
339993	50	—	Reg. Closed	9 ½"
339994	50	339994S	Short Closed	5 ⅝"

BRACKETS

CHRYSLER TAIL PIPE BRACKET



P/N	BOX QTY
9950 (Bulk)	50
8503	1

UNIVERSAL TAIL PIPE BRACKET



P/N	BOX QTY
9952 (Bulk)	10
8251	1

GM "X" CAR BRACKET



P/N	BOX QTY
8250	1

DUAL TAIL PIPE BRACKET



P/N	BOX QTY
8322	1

GM OFFSET BRACKET



P/N	BOX QTY
8509	1

OPEN GM UNIVERSAL BRACKET



P/N	BOX QTY
8510	1

GM BRACKET



8015



8245
9961



8111

P/N	BOX QTY
8015	1
9961 (Bulk)	25
8245	1
8111	1

BRACKETS

UNIVERSAL BRACKET Individually Boxed



8506

P/N	BOX QTY
8506	1

TYPICAL ASSEMBLY OF A UNIVERSAL ROD BRACKET



9945

P/N	BOX QTY
9945	50

BELLY BANDS Individually Boxed



8079
BMW



8637
BMW



8022
Chrysler/Dodge



8055
Chrysler/Dodge



8067
Chrysler/Dodge



8359
Chrysler/Dodge



8016
Ford



8017
Ford



8080
Ford



8085
Ford



8157
Ford



8158
Ford



8174
Ford



8213
Ford



8013
GM OE Style



8014
GM OE Style



8054
GM



8056
GM



8062
Late Model GM



8081
GM Early Model



8169
GM



8076
Mazda



8175
Mazda



8087
Saturn



8010
Toyota



8074
Volvo



8077
Volvo



8078
Volvo



8148
Volvo

BRACKETS & STRAPS

UNIVERSAL BRACKET



339984
339985

P/N	TYPE	BOX QTY
339984	L-Bracket (2 1/2" x 1 1/2")	10
339985	L-Bracket (2 3/4" x 2 3/4")	50

CHRYSLER BRACKET



P/N	BOX QTY
8227	1

STRAIGHT STEEL STRAP With 3/8" Holes



NOTE:
Std. 1/8" Thick
H.D. 3/16" Thick

P/N	LENGTH	TYPE	BOX QTY
9923	3 1/4"	Std.	10
9924	4 1/2"	Std. 3 holes	50
339811	4 1/2"	Std. 2 holes	50
339812	4 1/2"	H.D.	25
9925	5 3/4"	Std.	50
339813	5 3/4"	H.D.	25
339814	7"	H.D.	25
339822	7"	H.D. 0 holes	25
339894	7"	Std. 5 holes	50
339895	7"	Std. 2 holes	50
339800	8 7/8"	H.D.	25
9926	9"	Std.	50
339815	9"	H.D. 2 holes	25
339823	9"	H.D. 0 holes	25
339827	9"	H.D. 5 holes	25
339810	11"	H.D.	25
9927	14"	Std.	50

90° STEEL STRAP With 3/8" Holes



NOTE:
Std. 1/8" Thick
H.D. 3/16" Thick

P/N	LENGTH	TYPE	BOX QTY
9928	3"	Std.	50
339803	3"	H.D.	25
339804	4 1/4"	Std.	50
339805	4 1/4"	H.D.	25
9929	5 1/2"	Std.	50
339806	5 1/2"	H.D.	25
339808	7 1/2"	H.D.	25
339824	7 1/2"	Std.	50
339809	9"	H.D. 2 holes	25
339825	9"	H.D. 5 holes	25
339826	9"	Std. 0 holes	25
339802	12 1/2"	H.D.	50

GM TRUCK BRACKET



P/N	BOX QTY
9962	50
8560	1

UNIVERSAL STRAP HOOK



8047B10



8048B10

P/N	SIZE	TYPE	BOX QTY
8045B10	In-line	1/2" Rod	10
8046B10	90°	1/2" Rod	10
8047B10	In-line	3/8" Rod	10
8048B10	90°	3/8" Rod	10

RUBBER GROMMETS

RUBBER GROMMET SET



P/N	COLOR	TYPE	BOX QTY
F5118	Black	w/o Washer	100
F5120	Red	w/ Washer	100
F5121	Blue	Hi-Temp, w/ Washer	100

Used with 90° and straight steel strap to prevent frame rattle.

RUBBER GROMMETS (con't)

RUBBER GROMMETS



P/N	TYPE	BOX QTY
F5178	Female Grommets	100
F5179	Male Grommets	100

Used with 90° and straight steel strap to prevent frame rattle.


CLAMP-A-STUD



P/N	SIZE	BOX QTY
8028	¼" - 1 ¾"	1
8027	1 ¼" - 2 ¼"	1
8026	2 ¼" - 3 ¼"	1

HEAT SHIELDS

UNIVERSAL MUFFLER HEAT SHIELD




P/N	BOX QTY
9206	1

UNIVERSAL HEAT SHIELD STRAP



P/N	LENGTH	WIDTH
F5178	34"	½"

BENDABLE UNIVERSAL PIPE HEAT SHIELD




P/N	SIZE	FITS PIPE	BOX QTY
9208	12"	2 ¼" - 3" Diameter	5
9209	18"	2 ¼" - 3" Diameter	5
9210	12"	2" Diameter and less	5
9211	18"	2" Diameter and less	5

HEAT RISERS - Small Block Chevrolet V8



9885



9886


P/N 9885	(OEM #3887023)
65-75	Camaro
68-75	Chevelle
75-78	Chev/GMC Truck

NOTE: Use 8710 Gasket


P/N 9886	(OEM #3887024)
65-69	Chevrolet Full-Size
57-75	Corvette Exc. High Performance

NOTE: Use 8441 Gasket


The HUSH Studfix



8001 - Pkg. Qty. 2
Ford Trucks




8002 - Pkg. Qty. 2
Ford Cars



The HUSH Studfix installed


SPLIT FLANGES & MISC.

SPLIT CONVERTER FLANGES



P/N	SIZE	BOX QTY
9145	1 3/4" - 2"	1
9187	1 7/8"	1
8043	2" - 2 1/4"	1
9171	2 3/32"	1
9188	2 1/8"	1
8800	2 1/4" - 2 1/2"	1
9170	2 5/16"	1
9172	2 7/16"	1
9191	2 7/16"	1
9189	2 1/2"	1
9190	2 5/8"	1

SPLIT FLANGES Individually Boxed



P/N	TYPE
4675	GM
4676	Universal
4679	GM
8040	Ford
8041	Ford
8042	Chrysler

BOLTS, NUTS & SCREWS

HEX HEAD BOLTS – GRADE #2 & #5

Standard
Thread
Length



P/N	SIZE	GRADE	BOX QTY
F5285	5/16" x 1 1/4"	5	100
F5292	5/16" x 1 1/2"	2	100
F5229	5/16" x 2"	2	100
F5230	5/16" x 2 1/2"	2	100
F5293	3/8" x 1 1/4"	2	100
F5231	3/8" x 1 1/2"	2	100
F5290	3/8" x 1 1/2"	5	100
F5233	3/8" x 3 1/2"	2	50

FULL
Thread
Length



P/N	SIZE	GRADE	BOX QTY
F5228	5/16" x 1"	2	100
F5284	5/16" x 1"	5	100
F5167	5/16" x 1 1/4"	2	100
F5160	5/16" x 1 1/2"	2	100
F5306	5/16" x 2"	2	100
F5171	7/16" x 1 1/2"	2	50
F5169	3/8" x 1"	2	100
F5288	3/8" x 1"	5	100
F5289	3/8" x 1 1/4"	5	100
F5307	3/8" x 1 1/2"	2	100
F5170	3/8" x 2"	2	100
F5226	3/8" x 2 1/2"	2	50
F5232	3/8" x 3"	2	50


BOLTS, NUTS & SCREWS

METRIC HEX HEAD BOLTS



P/N	SIZE	PITCH	LENGTH	THREAD	BOX QTY
F5222	8MM	1.25	40MM (Full)	Std.	100
F5223	10MM	1.25	30MM (Full)	Fine	50
F5310	10MM	1.50	25MM (Full)	Std.	100
F5312	10MM	1.50	50MM (Std.)	Std.	50

HEX HEAD NUTS



P/N	SIZE	THREAD	BOX QTY	P/N	SIZE	THREAD	BOX QTY
F5161	5/16"	Std.	100	F5240	3/8" (Flange)		100
F5163	3/8"	Std.	100	F5243	1/2"	Std.	50
F5164	7/16"	Std.	50	F5301	5/16" (Flange)		100
F5180•	3/8" x 5/8"	Coarse	10	F5302	7/16" x 5/8"	Std.	100
F5181•	7/16" x 5/8"	Coarse	10				


• High Style Brass

SELF TAPPING SCREWS



P/N	SIZE	BOX QTY
F5173	5/16" x 1"	100
F5165	5/16" x 1 1/2"	100
F5250	3/8" x 1"	100
F5251	3/8" x 1 1/2"	100

HEX HEAD NUTS (METRIC)



P/N	SIZE	PITCH	THREAD	BOX QTY
F5216	8MM	1.25	Std.	100
F5217	10MM	1.25	Fine	100
F5218	10MM	1.50	Std.	100
F5314	10MM	1.50	Flange	10

STUDS, WASHERS & SHIMS

MANIFOLD STUDS

With Finder Point



Without Finder Point



Standard Length

P/N	SIZE	BOX QTY
F5298	3/8" x 2"	100
F5300	3/8" x 2 1/4"	100
F5210	3/8" x 2 1/2" (w/ finder pt)	100
F5299	3/8" x 3" (w/ finder pt)	50
F5211	3/8" x 3 1/4"	50
F5254	3/8" x 3 1/2" (w/ finder pt)	50
F5209	7/16" x 2 1/2"	50
F5297	7/16" x 2 3/8"	50

Metric Length

P/N	SIZE	BOX QTY
F5213	10MM x 1.50 x 50MM	100
F5261	10MM x 1.25 x 42MM	100

STUDS, WASHERS & SHIMS

LOCK WASHERS GRADE #2



P/N	SIZE	BOX QTY
F5162	5/16"	100
F5176	3/8"	100
F5177	7/16"	100

FLAT WASHERS GRADE #2



P/N	BOLT SIZE X OD	BOX QTY
F5266	5/16" x 7/8"	100
F5267	5/16" x 9/16"	100
F5174	5/16" x 1 1/4"	100
F5268	3/8" x 1"	100
F5265	3/8" x 1 1/2"	100
F5269	3/8" x 1 3/16"	100
F5271	7/16" x 1 5/16"	100
F5270	7/16" x 1 1/4"	100

MANIFOLD SHOULDER BOLTS & SPRINGS



4678
Acura/Chrysler/
Honda/Subaru



4682
Acura/Honda
(2 each per kit)



4975
Chrysler




4973
Ford/Mazda



4971S (Single)
GM/Ford/Mazda
4971 (10/box)



4976
GM/Chrysler



4680
GM/Geo/Suzuki/Toyota



4970
GM/Subaru



4972
GM

MANIFOLD SHOULDER BOLTS & SPRINGS



4974
GM



8037
GM



8038
GM



8039
Subaru



4978
Toyota




4979
Toyota



F5309
Universal Spring
(10 per box)

JOINT CONNECTOR



JOINT CONNECTOR

P/N	DESCRIPTION
8802	Fits 1 3/4" and 2" pipes Gasket included. Stainless Steel

UNIVERSAL & SPECIAL APPLICATION FLANGES

3-HOLE UNIVERSAL FLANGE



P/N	SIZE	BOX QTY
9152	2"	10
9152S	2"	1
8032	2 5/8"	1
8033	3 1/16"	1

2-HOLE UNIVERSAL FLANGE



P/N	SIZE	BOX QTY
9153	1 3/4"	10
9153S	1 3/4"	1
8036	1 3/4"	1

Note: 9153, 9153S - 5/16" thick
8036 - 3/8" thick

2-HOLE UNIVERSAL FLANGE



P/N	SIZE	BOX QTY
9154	2 1/8"	10
9154S	2 1/8"	1

2-HOLE UNIVERSAL FLANGE



P/N	SIZE	BOX QTY
9155	2 5/16"	10
9155S	2 5/16"	1
8035	2 3/8"	1

2-HOLE UNIVERSAL FLANGE



P/N	SIZE	BOX QTY
9156	2 9/16"	10
9156S	2 9/16"	1

3-HOLE UNIVERSAL FLANGE



P/N	SIZE	BOX QTY
9158	2 5/16"	10
9158S	2 5/16"	1

4-HOLE GM FLANGE



P/N	SIZE	BOX QTY
9160	2 1/4"	10
9160S	2 1/4"	1

4-HOLE GM FLANGE



P/N	SIZE	BOX QTY
9161	2"	10
9161S	2"	1

OEM STYLE FLANGE - FORD



P/N	SIZE	BOX QTY
8029	2 9/16"	1

OEM STYLE FLANGE - FORD



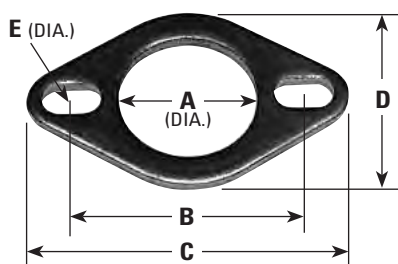
P/N	SIZE	BOX QTY
8030	2 1/16"	1

OEM STYLE FLANGE - FORD

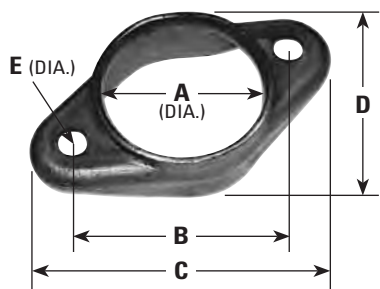


P/N	SIZE	BOX QTY
8031	2 5/16"	1

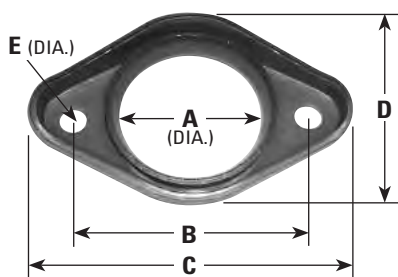
EXHAUST PIPE FLANGE CHARTS



P/N	A	B	C	D	E
8035	2 3/8"	3 7/8"	5 1/4"	3 1/2"	1/2" x 7/8" slot
8036	1 3/4"	3 1/2"	4 3/4"	3"	1/2" x 3/4" slot
8788	2"	3"	4"	2 3/4"	1/2"
8793	2 1/8"	3 1/8"	3 7/8"	3"	7/16"
9153#	1 3/4"	3 1/2"	4 3/4"	3"	1/2" x 3/4" slot
9153S	1 3/4"	3 1/2"	4 3/4"	3"	1/2" x 3/4" slot
9154#	2 1/8"	3 1/2"	4 3/4"	3"	1/2" x 3/4" slot
9154S	2 1/8"	3 1/2"	4 3/4"	3"	1/2" x 3/4" slot
9155#	2 5/16"	3 7/8"	5 1/4"	3 1/2"	1/2" x 7/8" slot
9155S	2 5/16"	3 7/8"	5 1/4"	3 1/2"	1/2" x 7/8" slot
9156#	2 9/16"	3 7/8"	5 1/4"	3 1/2"	1/2" x 7/8" slot
9156S	2 9/16"	3 7/8"	5 1/4"	3 1/2"	1/2" x 7/8" slot
9175	1 7/8"	3 1/16"	4 1/4"	2 3/4"	9/16" x 1 1/16" slot
9176	2 1/16"	3 1/16"	4 1/4"	2 3/4"	9/16" x 1 1/16" slot
9179	2 1/16"	3 1/2"	4 7/8"	3 1/16"	7/16" x 7/8" slot
9181	2"	3 1/2"	4 3/4"	3"	1/2" x 3/4" slot
9184	2 1/16"	3"	4"	2 3/4"	1/2"
9185	2 1/4"	3 7/16"	4 1/2"	3"	1/2"

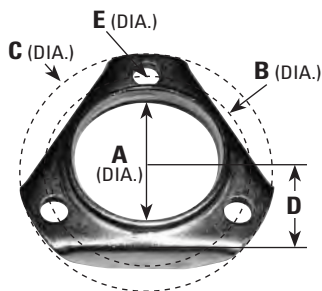


P/N	A	B	C	D	E
8776	2 1/8"	3 1/8"	4 1/2"	3 1/4"	7/16"
8777	2 7/16"	3 5/8"	5"	2 7/8"	7/16" x 9/16" slot
8786	2 7/16"	3 3/4"	5 1/8"	2 15/16"	7/16"
8792	2 11/16"	3 3/4"	5 1/4"	2 7/8"	7/16"
8796	2 1/4"	3 9/16"	5"	2 3/4"	3/8" x 7/16" slot
8798	2 1/8"	3 3/4"	5 1/8"	2 3/8"	7/16"
9569	2 31/32"	4 3/32"	5 1/2"	3 1/2"	7/16"
9147	2 5/16"	4"	5 3/8"	3 3/8"	13/16"
9150	2 1/8"	3 5/8"	4 3/4"	2 9/16"	7/16" x 9/16" slot
9162	2 5/8"	4 3/4"	6 1/8"	3"	7/16"
9166	3 1/12"	4 1/4"	6 5/64"	3 9/16"	7/16"
9167	2 1/2"	4"	5 3/8"	3 3/8"	3/4"

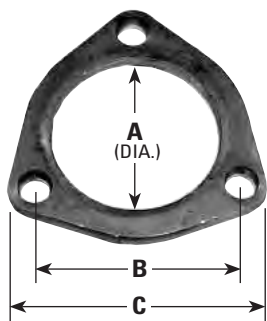


P/N	A	B	C	D	E
8789	2 1/16"	3 1/8"	4 1/8"	3 1/4"	1/2"
9140	2 1/4"	4"	5 7/16"	3 3/8"	7/16"
9164	2 9/16"	3 15/16"	5 1/8"	3 7/16"	23/32"

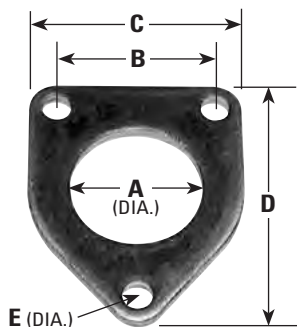
EXHAUST PIPE FLANGE CHARTS



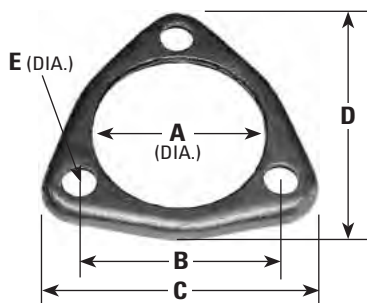
P/N	A	B	C	D	E
8780	2 1/8"	3 1/8"	3 7/8"	1 3/16"	7/16"



P/N	A	B	C
8032	2 5/8"	3 3/16"	3 7/8"
8033	3 1/16"	3 5/16"	4 1/8"
8034	2 5/8"	3 1/16"	3 7/8"
8799	2 7/16"	2 13/16"	3 5/8"
9152#	2"	2 11/16"	3 3/4"
9152S	2"	2 11/16"	3 3/4"
9158#	2 5/16"	2 11/16"	3 15/16"
9158S	2 5/16"	2 11/16"	3 15/16"
9173	2 1/2"	3 1/8"	3 15/16"
9177	2 1/8"	2 11/16"	3 5/8" (rad.)
9178	2 5/8"	3 1/16"	3 7/8"
9180	3 1/16"	3 5/16"	4 1/8"

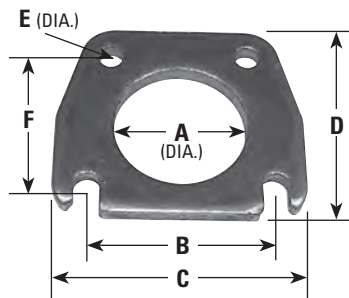


P/N	A	B	C	D	E
9174	2"	2 7/16"	3 3/8"	4 3/16"	7/16"

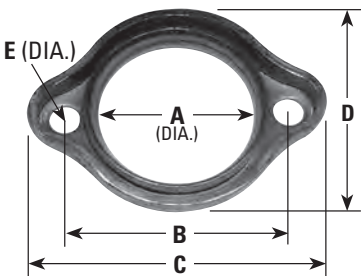


P/N	A	B	C	D	E
8775	2 5/16"	2 7/8"	4 5/16" (rad.)	4 1/2" (rad.)	7/16"
8787	2 11/16"	3 1/8"	4 5/16" (rad.)	4 1/8" (rad.)	1/2"
9146	2 5/8"	3 1/2"	4 33/64" (rad.)	4 19/64" (rad.)	27/64"

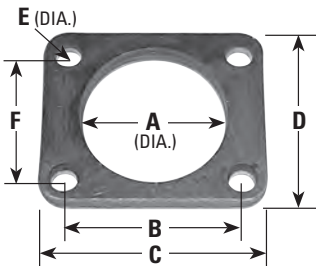
EXHAUST PIPE FLANGE CHARTS



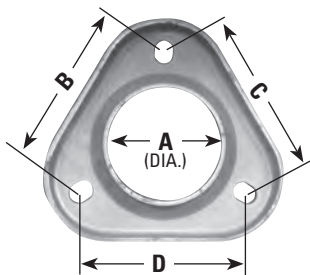
P/N	A	B	C	D	E	F
9160#	2 1/4"	2 3/8"/3 3/16"	4 5/16"	3 5/8"	7/16"	2 9/16"
9160S	2 1/4"	2 3/8"/3 3/16"	4 5/16"	3 5/8"	7/16"	2 9/16"
9161#	2"	2 3/8"/3 3/16"	4 1/4"	3 21/32"	7/16"	2 9/16"
9161S	2"	2 3/8"/3 3/16"	4 1/4"	3 21/32"	7/16"	2 9/16"



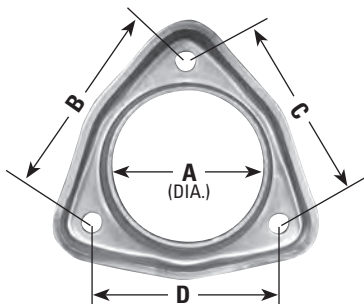
P/N	A	B	C	D	E
8029	2 9/16"	3 3/4"	4 15/16"	3 9/16"	1/2"
8030	2 1/16"	3 1/2"	4 5/8"	3 3/8"	1/2"
8031	2 5/16"	3 13/16"	4 15/16"	3 9/16"	1/2"
8778	2 7/16"	4 1/16"	4 1/2"	3 9/16"	9/16"
8781	2 1/8"	3 1/8"	4 1/4"	3 1/4"	7/16"
9159	2 1/8"	3 1/2"	4 3/4"	3"	1/2 x 3/4" slot



P/N	A	B	C	D	E	F
9143	2 9/16"	2 13/16"	3 9/16"	3 1/4"	3/8"	2 7/16"
9586	4 1/8"	4 3/16"	6"	6"	5/8"	4 3/16"

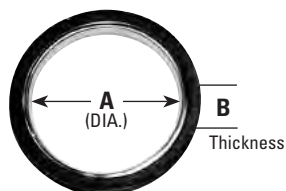


P/N	A	B	C	D
9149	2 9/16"	3 11/16"	3 11/16"	3 13/16"



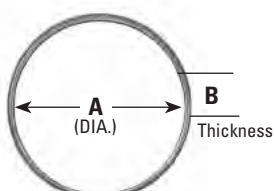
P/N	A	B	C	D
9165	2 27/32"	3 11/16"	3 5/8"	3 13/16"

EXHAUST GASKET CHARTS

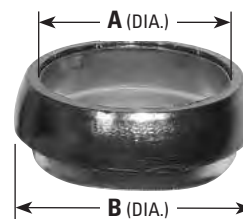


GASKET NO.	A	B
8421	3 3/32"	3/16"
8449	3 13/32"	7/32"
8470	2 13/16"	5/32"
8690	1 3/4"	3/16"
8731°	2"	1/16"
8733	1 15/16"	5/32"
8737	2 5/32"	3/16"
8749	1 13/16"	3/16"
8764°	5 9/64"	3/16"
8770	1 9/16"	3/16"
9016	2 3/8"	3/16"
9024	1 31/32"	3/16"
9026	2 19/32"	3/16"
9027	2 3/16"	1/8"
9066	1 7/8"	3/16"
9100	2 1/16"	1/16"
9207	2 31/32"	3/16"
9218°	2 3/4"	3/16"
9233	2 1/32"	15/32"
9282	2 3/8"	3/16"

° Metal with Fiber Core



GASKET NO.	A	B
8424	2 7/16"	5/32"
8437	4 7/32"	1/8"
8457	2 29/32"	11/64"
8467	2 9/16"	5/32"
8469	3 3/16"	5/32"
8693	2"	3/16"
8702	2 9/32"	3/16"
8762	2 13/16"	5/32"
9044	2 13/32"	7/32"
9059	2 5/8"	3/16"
9061	2"	1/8"
9080	2 3/32"	5/32"
9252	1 13/16"	3/16"
9267	1 7/8"	3/16"
9268	2 7/32"	5/32"

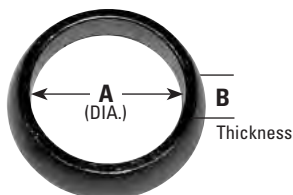


GASKET NO.	A	B
8408	2 5/16"	3 1/8"
8418	2 17/32"	3 7/16"
8698 ²	2 1/8"	2"
8699 ²	2 1/8"	2"
8763	2 1/8"	2 1/8"
8769	1 29/32"	1 7/8"
9051	2 3/8"	2 5/8"
9052	2 1/8"	2 3/8"
9091 ¹	1 11/16"	1 7/8"
9093 ³	1 15/16"	2 1/4"
9212	1 27/32"	2"
9220 ³	1 3/4"	2"
9234	2 1/16"	2 13/32"
9259	2"	2 1/2"
9260	2 3/8"	3 3/16"
9261	2 1/4"	2 1/2"
9272	2 1/8"	2 1/2"

¹ Graphoil Material

² Sintered Iron Material

³ Metal Mesh Material



GASKET NO.	A	B
8406	2 9/16"	11/16"
8410	1 1/2"	1/2"
8411	2 3/8"	37/64"
8415	2 3/8"	11/16"
8423	2 3/16"	11/16"
8425	2 31/32"	45/64"
8427	2 9/32"	1/2"
8434	1 23/32"	3/8"
8443	1 31/32"	9/16"
8458	1 55/64"	15/32"
8460	2 27/32"	1/2"
8473	2 17/32"	9/16"
8482	1 25/32"	21/32"
8489	1 15/16"	7/16"
8490	2 13/32"	27/64"
8706 ¹	1 25/32"	1/2"

GASKET NO.	A	B
9002	2 3/16"	5/8"
9003 ²	2 1/32"	19/32"
9019	2 1/8"	5/8"
9056 ²	2 1/8"	1/2"
9082 ¹	2 13/16"	19/32"
9084 ²	2 1/8"	3/4"
9087 ¹	2"	1/2"
9090 ¹	2"	5/8"
9094 ¹	1 3/4"	9/16"
9095 ¹	2 5/16"	5/8"
9215	1 29/32"	21/32"
9216	2 3/8"	5/8"
9221 ¹	2 1/4"	1/2"
9225 ³	2 5/16"	11/16"
9231 ³	2"	9/16"
9236 ¹	1 11/16"	5/8"
9240 ¹	1 11/16"	1/2"
9248 ³	2 1/2"	15/32"
9257	2 5/32"	21/32"
9264 ¹	2 1/16"	5/8"
9290 ¹	1 29/32"	5/8"

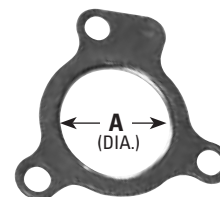
¹ Graphoil Material

² Sintered Iron Material

³ Metal Mesh Material

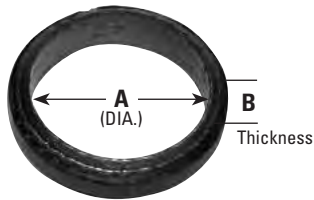


GASKET NO.	A	B
8435	2 1/8"	2"



GASKET NO.	A
9047	1 13/16"
9247	2 1/32"
9251	1 15/16"

EXHAUST GASKET CHARTS

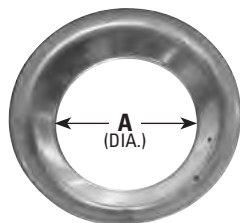


GASKET NO.	A	B
8420 ²	2 1/4"	9/16"
8440	1 13/32"	5/8"
8715	1 7/8"	5/8"
8717	2 1/32"	5/8"
8738	2 1/2"	5/8"
8740 ²	1 13/16"	9/16"
8744	2 1/8"	3/4"
8766 ^{2,3}	2 1/8"	3/4"
8767 ³	2 3/8"	7/8"
8773	2 1/4"	5/8"
9001	1 7/8"	9/16"
9004	1 25/32"	5/8"
9005	1 31/32"	9/16"
9007	2 1/32"	3/4"
9008	1 15/16"	9/16"
9017 ^{2,3}	2 9/32"	15/32"
9038 ^{3,4}	1 3/4"	3/8"
9055	1 3/4"	5/8"
9057 ^{3,4}	1 5/8"	3/8"
9083 ^{3,4}	2"	1/2"
9086 ²	2 7/32"	5/8"
9118	2 9/16"	1/2"
9217 ^{2,3}	2 13/32"	13/16"
9295	1 13/16"	3/8"
9743 ²	2 3/4"	5/8"

² Sintered Iron Material

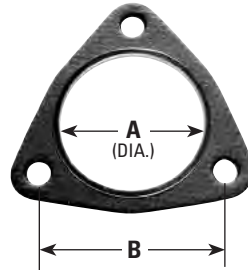
³ For Spherical Flare Use

⁴ Formed Metal Material

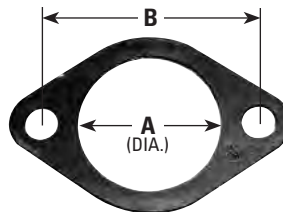


GASKET NO.	A
9244+	1 9/16"

♦ Copper



GASKET NO.	A	B
8403	3 9/32"	4 15/32"
8441	2 3/8"	2 3/4"
8442	3 9/32"	3 3/8"
8451	3 9/16"	3 7/8"
8681	2 5/8"	3 3/16"
8691	2 7/16"	3 9/32"
8705+	2 1/16"	2 15/16"
8710	2 3/32"	2 3/4"
8711	2 9/16"	3"



GASKET NO.	A	B
8405	2 1/4"	4"
8412 ⁵	2 19/32"	4 3/32"
8426	2 1/4"	4 1/32"
8428+	2 5/64"	3 1/2"
8430+	1 13/16"	3"
8454+	2 19/64"	3 7/8"
8455+	2 13/32"	3 3/8"
8456+	2 19/32"	3 5/16"
8459+	2 5/32"	3 1/8"
8688	2 13/32"	3 15/16"
8689	2 3/8"	3 5/8"
8692	2 1/8"	4"
8697	2"	3 3/8"
8703+	1 49/64"	3"
8704+	2"	3 1/8"
8707+	1 7/8"	3 3/4"
8714	1 31/32"	2 15/16"
8719	1 15/16"	3 1/8"
8722	1 31/32"	3 1/4"
8724	2 5/16"	3 1/2"
8726	2 3/16"	3"
8729	2 9/16"	3 11/16"
8735#	1 13/16"	3 1/8"

GASKET NO.	A	B
8720	2 3/32"	2 3/4"
8730	2 11/32"	2 13/16"
8739	1 13/16"	2 5/8"
9000	2 3/16"	3 1/2"
9010	2"	2 39/64"
9018	2 19/32"	3 1/2"
9028	1 13/16"	2 3/8"
9030	1 7/8"	2 5/8"
9031	2 1/4"	2 7/8"
9039	2 13/16"	3 1/4"
9040	2 13/16"	3 5/16"
9042	2 31/32"	3 1/8"
9068	2 1/8"	3 7/8"
9214	1 13/16"	3 29/32"
9278	2 5/32"	2 15/16"
9280	3 1/16"	4 7/16"
9283	2 5/16"	3 1/8"
9287	2 13/16"	4 5/16"

+ Slotted Bolt Hole

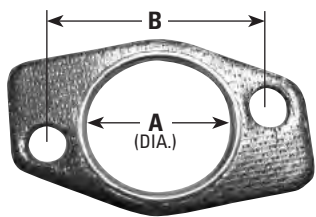
GASKET NO.	A	B
8735S	1 13/16"	3 1/8"
8741	1 31/32"	3 3/8"
8742	2 15/32"	3 7/8"
8751	1 13/16"	3"
8768	2"	3 1/2"
8771+	2 1/2"	4"
8772+	2 5/16"	3 1/2"
9033	1 13/16"	2 13/16"
9064	1 27/32"	2 59/64"
9072	2 1/16"	3 5/32"
9075	2"	3"
9079+	2 5/8"	4 1/4"
9081	2"	3 3/8"
9088	1 27/32"	5 1/4"
9099	2 1/2"	4 1/8"
9238	2 1/4"	3 1/2"
9250	2 1/16"	4 5/16"
9256	2 3/8"	4 5/16"
9258+	1 13/16"	3 3/8"
9270	2 21/32"	4 1/16"
9274	2 5/16"	4 1/8"
9275	2 1/4"	3 7/8"
9277	1 15/16"	3 5/8"
9279	2 1/4"	3 5/8"
9284	3 1/16"	5 5/32"
9288	2 23/32"	4 7/16"

+ Slotted Bolt Hole

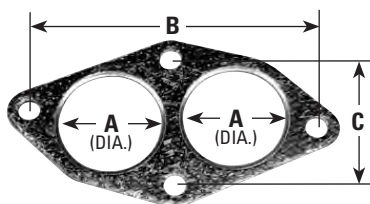
Bulk Packed 10/Box

⁵ Tin Plate With Insert

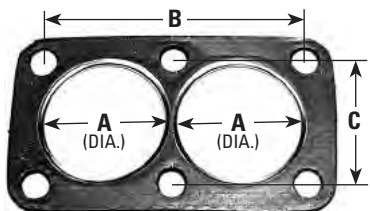
EXHAUST GASKET CHARTS



GASKET NO.	A	B
8407	1 27/32"	2 15/16"

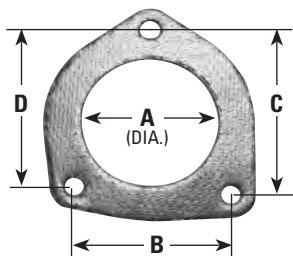


GASKET NO.	A	B	C
9265	1 11/16"	5"	2 3/8"

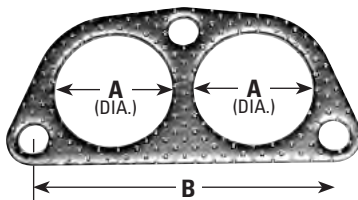


GASKET NO.	A	B	C
9213*	2 3/32"	5 1/16"	2 3/4"

* Hi-temp Graphite



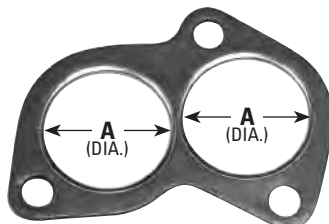
GASKET NO.	A	B	C	D
8414	2 9/16"	2 13/16"	3 9/16"	3 3/8"



GASKET NO.	A	B
8402	1 13/16"	5 1/8"
8404	2 1/32"	5 5/16"
8463	2"	5"
8696	1 3/4"	4 3/16"
8734	1 11/16"	4"
9022	1 27/32"	4 13/32"
9228	1 7/8"	4 5/16"
9229	2"	4 3/4"
9237	1 1/2"	3 15/16"
9253	1 3/4"	4 5/16"
9255@	1 9/16"	4 3/4"
9281	1 15/32"	3 7/8"
9286+	2 9/16"	7 11/16"

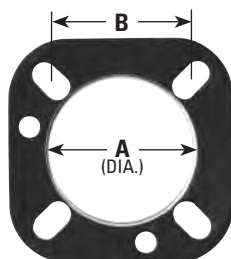
@ Holes Connect

+ Slotted Bolt Hole

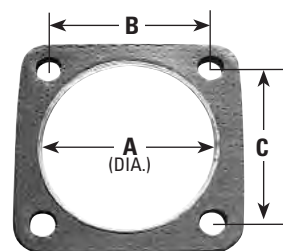


GASKET NO.	A
8750	1 3/16"
9235+	2"

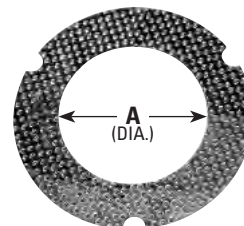
+ Slotted Bolt Hole



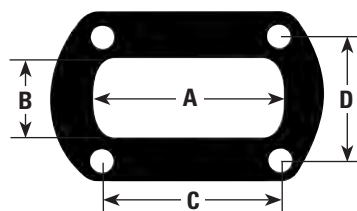
GASKET NO.	A	B
9069	2 29/32"	2 15/16"
9070	3 3/8"	3 7/16"



GASKET NO.	A	B	C
8481	3"	3 1/4"	3 1/4"
8759	3 3/32"	2 29/32"	4 31/64"
9025	2 15/16"	2 3/8"	2 3/8"
9058	2 3/4"	2 1/2"	2 3/4"
9226	2 1/2"	2 13/16"	2 1/2"
9227	2 3/4"	3 1/8"	2 11/16"
9289	2 5/8"	3 1/4"	3 1/4"

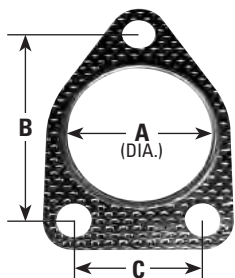


GASKET NO.	A
9223	2 5/8"



GASKET NO.	A	B	C	D
9245	5 9/16"	2 5/16"	4 9/16"	4 1/4"

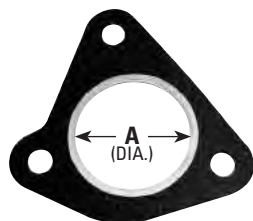
EXHAUST GASKET CHARTS



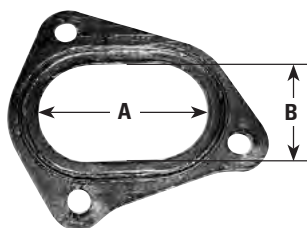
GASKET NO.	A	B	C
8439	2 1/2"	4"	2 43/64"
8453	2 1/4"	3 3/32"	2 23/32"
8701+*	2 1/16"	2 7/8"	2 1/2"
8760	1 13/16"	3 1/4"	2 1/2"
9043	2"	3 1/8"	2 5/16"
9097	2 3/32"	2 15/16"	1 13/16"
9098	1 3/4"	2 13/16"	1 9/16"
9239	2 1/4"	3 3/16"	1 15/16"
9269	2 5/8"	3 5/8"	2 5/16"

+ Slotted Bolt Hole

* Hi-temp Graphite

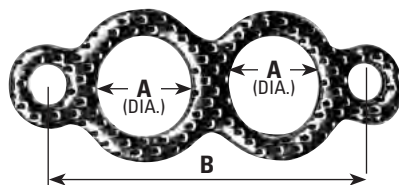


GASKET NO.	A
8712	2 3/32"

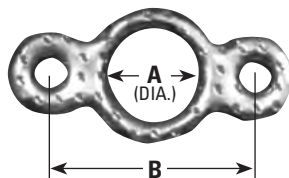


GASKET NO.	A	B
9263	3 7/16"	2 3/16"
8708+	3 25/32"	2 17/32"

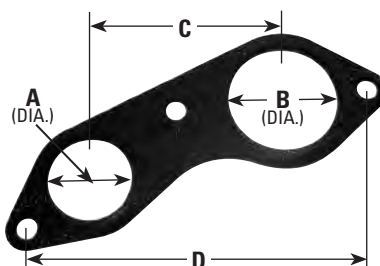
+ Slotted Bolt Hole



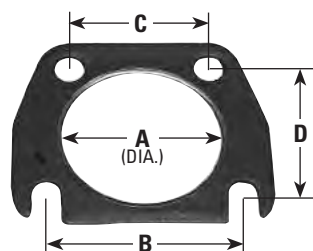
GASKET NO.	A	B
9224	1 5/16"	3 5/16"



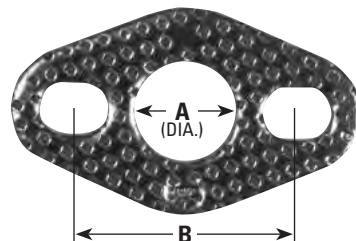
GASKET NO.	A	B
9242	1 3/16"	1 3/4"



GASKET NO.	A	B	C	D
4731	3 5/32"	3 23/32"	5 5/8"	9 15/16"
9285	2 1/16"	2 3/4"	5 1/4"	9 5/32"



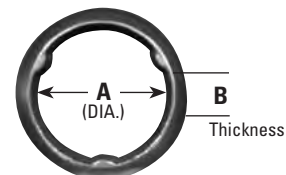
GASKET NO.	A	B	C	D
8682	2 1/16"	2 11/16"	1 15/16"	2 3/16"
9014	2"	3 3/16"	2 3/8"	2 5/8"
9015	2 5/8"	3 3/16"	2 3/8"	2 5/8"



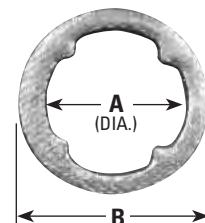
GASKET NO.	A	B
9291+	3/4"	1 11/16"
9299	3/4"	2 1/8"

Airtube / O2 Sensor Gasket

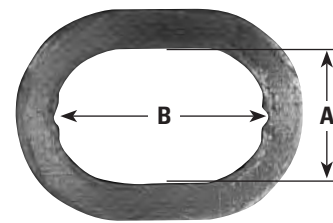
+ Slotted Bolt Hole



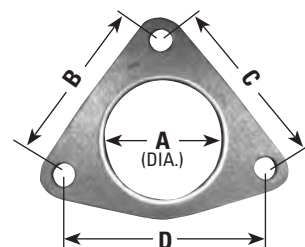
GASKET NO.	A	B
9048	1 27/32"	17/32"
9297	2"	9/16"



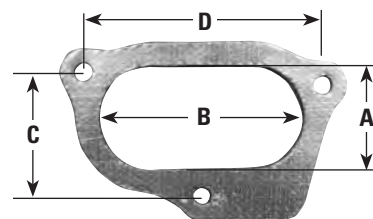
GASKET NO.	A	B
9266	2 9/16"	3 1/2"



GASKET NO.	A	B
8725	2 7/32"	3 3/8"

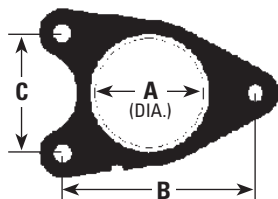


GASKET NO.	A	B	C	D
8468	2 9/16"	4 29/32"	4 29/32"	4 1/2"
9276	2 7/16"	3 1/2"	3 1/2"	4 1/4"

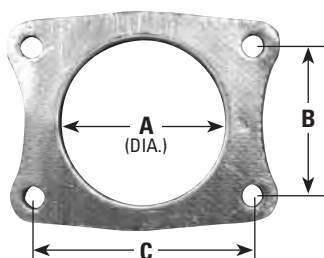


GASKET NO.	A	B	C	D
9271	2 11/32"	4 3/4"	2 15/16"	5 9/16"

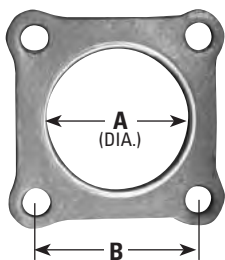
EXHAUST GASKET CHARTS



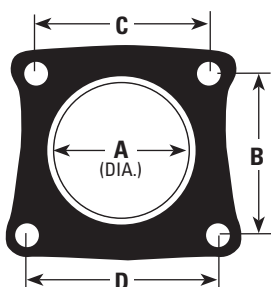
GASKET NO.	A	B	C
8728	2 3/4"	5 3/16"	3 1/8"



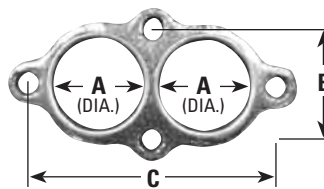
GASKET NO.	A	B	C
9119	3 1/2"	3 1/4"	4 57/64"



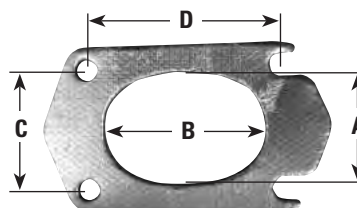
GASKET NO.	A	B
9011	2 11/32"	2 13/16"
9289	2 45/64"	3 13/64"



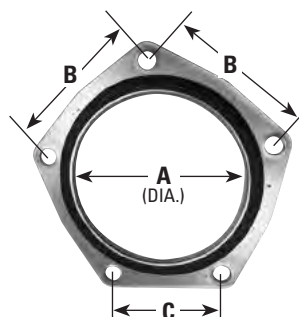
GASKET NO.	A	B	C	D
8721	2 5/8"	2 45/64"	3 21/32"	4 9/64"



GASKET NO.	A	B	C
8401	1 27/32"	2 1/4"	5 1/8"

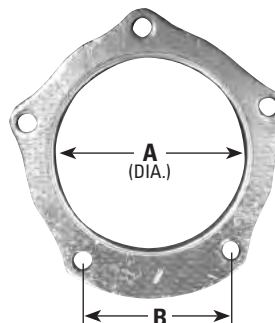


GASKET NO.	A	B	C	D
8761	2 1/2"	3 9/16"	2 3/4"	4 3/8"



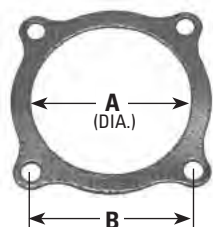
GASKET NO.	A	B	C
8413 ⁵	3 21/32"	3 1/16"	2 17/32"

⁵ Tin Plate With Insert

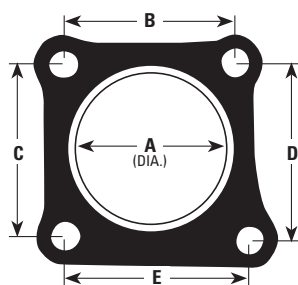


GASKET NO.	A	B
8409	4"	2 7/8"
8465	3 1/2"	3"
8723	3 17/32"	2 13/16"
9096	4 19/32"	3 3/16"
9254	4 1/16"	3 1/8"

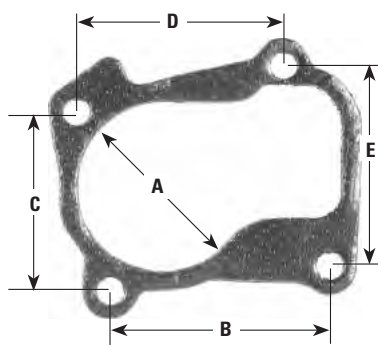
EXHAUST GASKET CHARTS



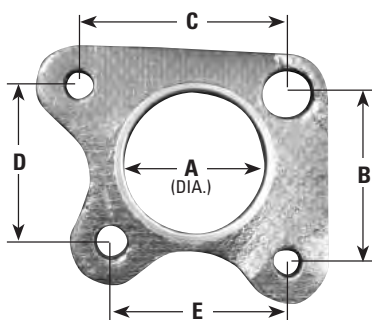
GASKET NO.	A	B
8417	3 ⁹ / ₁₆ "	3 ⁷ / ₃₂ "
8433	4"	3 ⁵⁷ / ₆₄ "



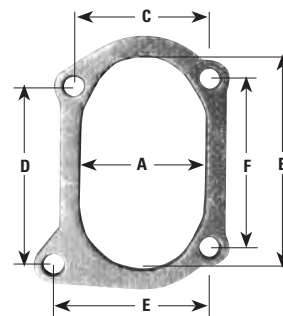
GASKET NO.	A	B	C	D	E
9013	2 1/2"	3 1/4"	3 1/4"	3 1/2"	3 5/8"



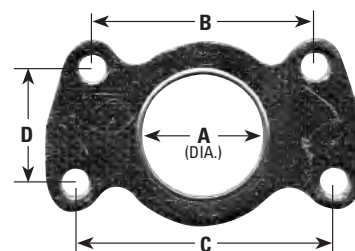
GASKET NO.	A	B	C	D	E
8687	2 1/4"	3"	2 1/2"	2 7/8"	2 ⁴⁹ / ₆₄ "



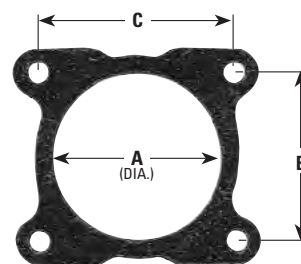
GASKET NO.	A	B	C	D	E
8732	2 1/32"	2 ¹⁵ / ₃₂ "	3 1/16"	2 1/4"	2 17/32"



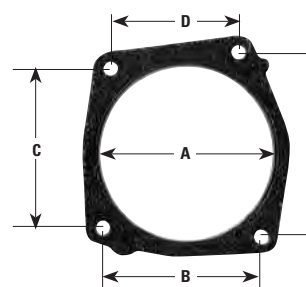
GASKET NO.	A	B	C	D	E	F
8713	2 ¹⁹ / ₃₂ "	4 ¹⁵ / ₃₂ "	2 7/8"	3 ¹³ / ₁₆ "	3 ⁵ / ₁₆ "	3 ⁵ / ₈ "



GASKET NO.	A	B	C	D
9054	2"	3 3/4"	4 ⁵ / ₁₆ "	1 ¹⁵ / ₁₆ "

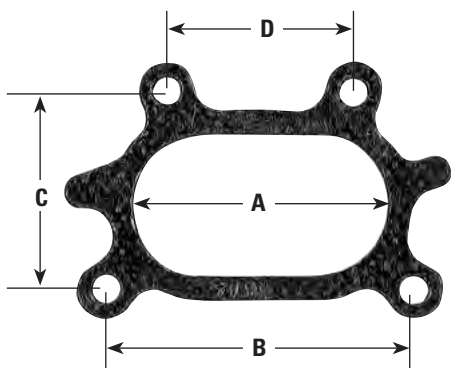


GASKET NO.	A	B	C
8436	3"	3"	3 1/2"

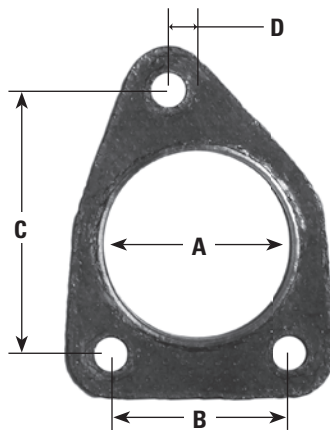


GASKET NO.	A	B	C	D	E
8452	4 ⁴³ / ₆₄ "	4 1/4"	4 1/4"	3 1/2"	5"

EXHAUST GASKET CHARTS



GASKET NO.	A	B	C	D
8480	3 1/4"	3 15/16"	2 1/2"	2 3/8"



GASKET NO.	A	B	C	D
8685	2 1/4"	2 7/32"	3 3/16"	3/8"



8431

96-00 Honda Civic CX/DX/LX 1.6L
96-97 Honda Del Sol S 1.6L



8432

06-10 Ford Fusion 3.0L, FWD
06-10 Mercury Milan 3.0L, FWD




8446

07-09 Kia 3.3L, 3.8L



8447

07-09 Kia 3.3L, 3.8L



8471


06-14 Lexus 2.5L
07-09 Lexus 3.5L
05-12 Toyota 3.5L



8472

07-12 Nissan 2.5L (has extra center bolt hole)

EXHAUST GASKET CHARTS



8475

03-09 Toyota 4 Runner 4.0L

07-13 Toyota FJ Cruiser 4.0L



8476

07-12 GM Colorado/Canyon 3.7L

07-10 Hummer H3 3.7L



8477

04-12 Chevrolet Malibu 2.2L, 2.4L

06-10 Pontiac G6 2.4L



8479

07-12 GM Colorado/Canyon 2.9L



8486

09-12 GM Aveo, G3 1.6L, Cruze 1.8L



8491

05-10 Hyundai 2.0L

05-09 Kia 2.0L



8492

99-10 Hyundai/Kia 2.7L



8495

04-10 Infiniti 5.6L

04-14 Nissan 5.6L



8496

01-11 Hyundai 1.6L

06-11 Kia 1.6L



8497

02-12 Nissan 2.5L

EXHAUST GASKET CHARTS



8499

95-06 Lexus, Toyota 3.0L

04-10 Lexus, Toyota 3.3L



8500

03-09 Toyota 4 Runner 4.7L LH



8501

03-09 Toyota 4 Runner 4.7L RH

03-09 Lexus GX470 4.7L RH



8504

03-05 Ford Focus 2.3L

05 Ford Focus 2.0L

06-09 Ford Fusion 2.3L Calif.

06-09 Mercury Milan 2.3L Calif.



8507

95-00 Lexus 4.0L

01-10 Lexus 4.3L

98-05 Lexus, Toyota 4.7L



8508

06-15 Mazda 5 2.3L, 2.5L

05-06 Ford Escape, Mariner 2.3L

06-09 Ford Fusion, Milan 2.3L

04-11 Ford Ranger 2.3L



8512

10-13 Toyota 4 Runner 4.0L

10-12 Toyota FJ Cruiser 4.0L

11-14 Toyota Tundra 4.0L



8638

11-14 Hyundai Sonata 2.4L

06-14 Hyundai, Kia 2.0L, 2.4L



8639

12-14 Hyundai, Kia 1.8L, 2.0L



8643

02-07 Mitsubishi Lancer 2.0L except Turbo

EXHAUST GASKET CHARTS



8718

96-12 Ford, Mercury 2.5L, 3.0L



9243

05-13 Scion 2.4L

01-10 Toyota 2.4L

10-13 Toyota 2.5L

09-12 Toyota 2.7L

ELBOWS

WELDING OF ALUMINIZED MATERIAL

Gas Welding

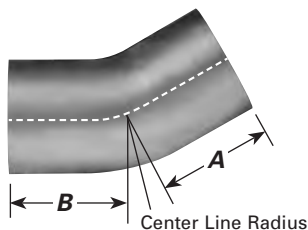
1. Adjust gases until there is a small soft blue flame extending beyond the inner cone $\frac{1}{8}$ " to $\frac{1}{4}$ ".
2. Use an AWS (American Welding Society) Number ER 70S-2 welding rod or the equivalent. This rod has extra elements added to cause the aluminized coating to float on top of the molten puddle away from the inner weld structure.

Tig Welding

Use the same type welding rod as gas welding with argon purge gas.

Mig Welding

For typical exhaust components, use a copper clad, .035 inch to .045 inch diameter wire. Specifically use a low carbon steel wire, AWS Number 70S-3 or the equivalent.



ALUMINIZED 15° ELBOWS

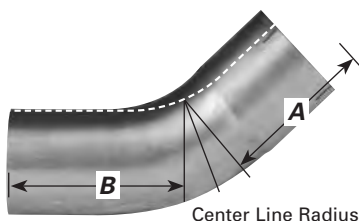
Both ends are O.D.

P/N	DIAMETER	LENGTH A-B	CENTERLINE RADIUS
10684	4"	2"-2"	4 $\frac{1}{2}$ "
10685	5"	4"-4"	8"

ALUMINIZED 30° ELBOWS

One end is I.D., the other end is O.D.

P/N	DIAMETER	STYLE	LENGTH A-B	CENTERLINE RADIUS
10631	3 $\frac{1}{2}$ "	ID-OD	4"-4"	5"
10632	4"	ID-OD	4"-4"	5"
10633	5"	ID-OD	4"-4"	6"



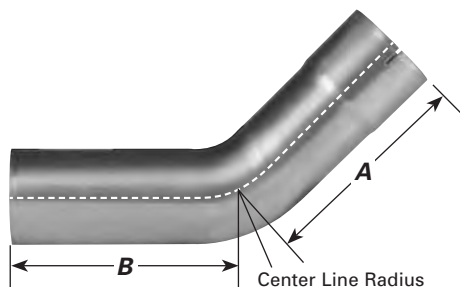
Both ends are O.D.

P/N	DIAMETER	STYLE	LENGTH A-B	CENTERLINE RADIUS
10636	4"	OD-OD	4"-4"	5"
10637	5"	OD-OD	4"-4"	6"

ELBOWS

ALUMINIZED & CHROME 45° ELBOWS

One end is I.D., the other end is O.D.



P/N ALUMINIZED	P/N CHROME	DIAMETER	STYLE	LENGTH A-B	CENTERLINE RADIUS
10311	—	2"	ID-OD	6"-6"	5"
10320	—	2 ¼"	ID-OD	6"-6"	4 ½"
10312	—	2 ½"	ID-OD	6"-6"	4"
10725	—	2 ½"	ID-OD	6"-6"	5"
10318	—	2 ¾"	ID-OD	6"-6"	5"
10313	—	3"	ID-OD	7"-7"	6"
10314	—	3 ½"	ID-OD	8"-8"	7"
10736	—	4"	ID-OD	5"-5"	4"
10726	—	4"	ID-OD	6"-6"	6"
10315	—	4"	ID-OD	9 ¼"-9 ¼"	8"
10727	—	4"	ID-OD	12"-12"	6"
10729	—	5"	ID-OD	7"-7"	8"
10730	809738	5"	ID-OD	8"-8"	10"
10317	809417	5"	ID-OD	12"-12"	8"
10731	—	5"	ID-OD	12"-12"	10"
10732	—	5"	ID-OD	15"-15"	8"

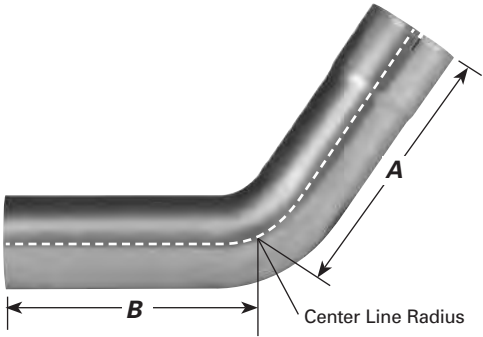
Both ends are O.D.

P/N ALUMINIZED	P/N CHROME	DIAMETER	STYLE	LENGTH A-B	CENTERLINE RADIUS
10562	—	2 ½"	OD-OD	6"-6"	5"
10742	—	3"	OD-OD	4"-4"	3"
10564	—	3"	OD-OD	7"-7"	6"
10565	—	3 ½"	OD-OD	8"-8"	7"
10743	—	4"	OD-OD	6"-6"	6"
10566	—	4"	OD-OD	8"-8"	4 ½"
10745	—	4"	OD-OD	12"-12"	6"
10567	—	5"	OD-OD	8"-8"	5 ½"
10746	809752	5"	OD-OD	8"-8"	8"
10747	809753	5"	OD-OD	15"-15"	8"
10748	—	6"	OD-OD	7"-7"	10"

ELBOWS

ALUMINIZED 60° ELBOWS

One end is I.D., the other end is O.D.



P/N	DIAMETER	STYLE	LENGTH A-B	CENTERLINE RADIUS
10639	3 ½"	ID-OD	8"-8"	5"
10640	4"	ID-OD	8"-8"	5"
10641	5"	ID-OD	8"-8"	6"

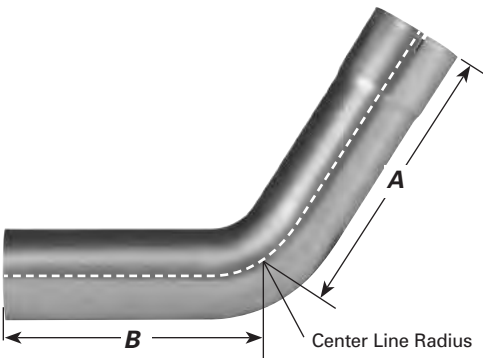
Both ends are O.D.

P/N	DIAMETER	STYLE	LENGTH A-B	CENTERLINE RADIUS
10644	4"	OD-OD	8"-8"	5"
10645	5"	OD-OD	8"-8"	6"

ACCESSORIES

ALUMINIZED & CHROME 67° ELBOWS

Both ends are O.D.

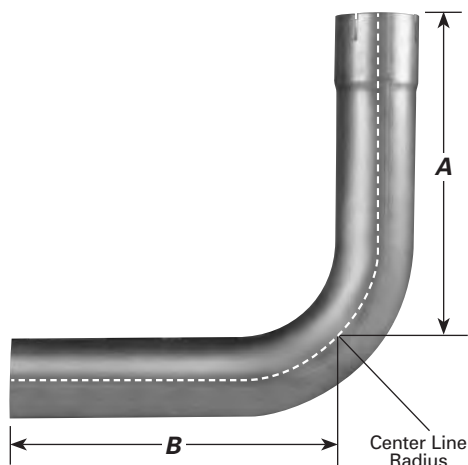


P/N ALUMINIZED	P/N CHROME	DIAMETER	STYLE	LENGTH A-B	CENTERLINE RADIUS
10560	809530	5"	OD-OD	7 ½"-11"	8"

ELBOWS

ALUMINIZED & CHROME 90° ELBOWS

One end is I.D., the other end is O.D.

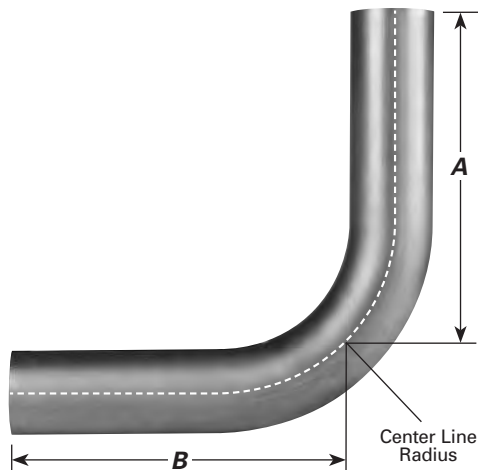


P/N ALUMINIZED	P/N CHROME	DIAMETER	LENGTH A-B	CENTERLINE RADIUS
10922	—	1½"	6½"-6½"	4"
10670	—	1¾"	6¼"-6¼"	4"
10301	—	2"	11"-11"	5"
10671	—	2"	6⅜"-6⅜"	4"
10673	—	2¼"	6⅜"-6⅜"	4½"
10302	—	2¼"	10⅞"-10⅞"	5"
10672	—	2½"	6⅜"-6⅜"	4½"
10303	—	2½"	12"-12"	5"
10674	—	2¾"	6⅜"-6⅜"	5"
10675	—	3"	8"-8¼"	6"
10756	—	3"	8½"-8½"	5"
10757	—	3"	10"-12"	5"
10758	—	3"	12"-12"	5"
10304	—	3"	14"-14"	6"
10795	—	3½"	6¼"-6¼"	3½"
10759	—	3½"	9½"-9¾"	5"
10676	—	3½"	9"-9"	4½"
10305	—	3½"	16"-16"	7"
10681	—	4"	8"-8"	4½"
—	809621	4"	10"-10"	5"
10678	—	4"	10"-10"	4½"
10761	809770	4"	12"-12"	6"
10762	—	4"	16"-16"	8"
10306	809406	4"	18"-18"	8"
10764	—	5"	8½"-8½"	6"
10557	809771	5"	11"-11"	6"
10680	809547	5"	11"-11"	7½"
10765	—	5"	15"-15"	8"
10554	809546	5"	15"-15"	10"
10766	—	5"	16½"-16½"	10"
10308	809408	5"	18"-18"	10"
10556	—	6"	15"-15"	10"

ELBOWS

ALUMINIZED & CHROME 90° ELBOWS

Both ends are O.D.



P/N ALUMINIZED	P/N CHROME	DIAMETER	LENGTH A-B	CENTERLINE RADIUS
10773	—	2"	9"-9"	5"
10774	—	2 ½"	12"-12"	5"
10337	—	3"	3"-3"	3 ½"
10776	—	3"	6"-6"	3"
10777	—	3"	7"-7"	3"
10534	—	3"	10"-10"	6"
10778	—	3"	14"-14"	8"
10794	—	3 ½"	6"-6"	3 ½"
10338	—	3 ½"	4"-4"	4"
10329	—	3 ½"	8"-8"	4"
10535	—	3 ½"	12"-12"	7"
10536	—	3 ½"	16"-16"	7"
10339	—	4"	4 ½"-4 ½"	4 ½"
10780	—	4"	7"-7"	5"
10781	—	4"	8"-8"	4"
10538	—	4"	9"-15"	4 ½"
10783	—	4"	10"-10"	6"
10539	—	4"	12"-12"	5 ½"
10797	—	4"	16"-16"	8"
10537	—	4"	18"-18"	8"
10340	—	5"	5 ½"-5 ½"	5 ½"
10784	—	5"	7 ½"-7 ½"	6"
10785	809795	5"	8 ½"-8 ½"	6"
10786	—	5"	9"-11 ½"	5 ½"
10787	—	5"	8 ½"-12 ½"	6"
10788	—	5"	8 ¾"-14 ¼"	5 ½"
10789	—	5"	9 ½"-9 ½"	6"
10541	—	5"	11"-16"	5 ½"
10791	—	5"	12"-12"	6"
—	809796	5"	12"-12"	8"
10796	—	5"	15"-15"	5 ½"
10540	—	5"	15"-15"	8"
10309	—	5"	20"-20"	8"

REDUCERS



ALUMINIZED OD - ID REDUCER

Reduces larger I.D. pipe to smaller O.D. pipe.

P/N	OD - ID	LENGTH
8663	1 5/8" - 1 1/2"	4"
8661	1 7/8" - 1 3/4"	4 1/2"
8650	2" - 1 1/2"	4 1/2"
8651	2" - 1 5/8"	4"
8902	2" - 1 3/4"	5 3/4"
8652	2" - 1 7/8"	5 1/8"
8653	2 1/4" - 1 3/4"	5"
8938	2 1/4" - 2"	4"
8941	2 1/2" - 2"	4"
8654	2 1/2" - 2"	9 1/2"
8942	2 1/2" - 2 1/4"	4"
8655	2 1/2" - 2 1/4"	9 1/2"
9600	3" - 2 1/2"	6 1/4"
9334	3" - 2 3/4"	6"
9333	3 1/2" - 3"	6"
9722	4" - 3"	6"
9332	4" - 3 1/2"	6"
9331	5" - 4"	6"
9723	5" - 4 1/2"	6"
8969	6" - 5"	6"



ALUMINIZED ID - OD REDUCER

Reduces larger O.D. pipe to smaller I.D. pipe.

P/N	ID - OD	LENGTH
8925	1 1/2" - 1 3/8"	4"
8926	1 5/8" - 1 1/2"	4"
8927	1 3/4" - 1 1/2"	4"
8928	1 3/4" - 1 5/8"	4"
8929	1 7/8" - 1 1/2"	4"
8935	1 7/8" - 1 3/4"	4 1/2"
8936	2" - 1 3/4"	4 1/2"
8930	2" - 1 13/16"	4"
8660	2" - 1 7/8"	4"
8909	2 1/8" - 2"	5 3/4"
8931	2 1/4" - 1 7/8"	4"
8911	2 1/4" - 2"	5 3/4"
8932	2 1/4" - 2 1/8"	4"
8913	2 1/2" - 2"	5 3/4"
8940	2 1/2" - 2 1/4"	4 1/2"
8959	2 3/4" - 2 1/2"	6"
8960	3" - 2 1/2"	6"
8961	3" - 2 3/4"	6"
8962	3 1/2" - 3"	6"
8963	4" - 3"	6"
8964	4" - 3 1/2"	6"
8965	5" - 4"	6"
9336	6" - 5"	6"



ALUMINIZED ID - ID REDUCER

Reduces O.D. pipes of different sizes.

P/N	ID - ID	LENGTH
8921	1 1/4" - 1 1/2"	4"
8920	1 5/8" - 1 1/2"	4"
8922	2" - 1 1/2"	4"
8923	2" - 1 5/8"	4"
8944	2" - 1 3/4"	4 1/2"
8945	2" - 1 7/8"	4 1/2"
8924	2 1/8" - 2"	4"
8946	2 1/4" - 2"	4 1/2"
8947	2 1/2" - 2"	4 1/2"
8948	2 1/2" - 2 1/4"	4 1/2"
8952	2 3/4" - 2 1/2"	6"
8953	3" - 2 1/2"	6"
8954	3" - 2 3/4"	6"
8955	3 1/2" - 3"	6"
8956	4" - 3"	6"
8957	4" - 3 1/2"	8"
8958	5" - 4"	8"
9721	5" - 4 1/2"	6"
9335	6" - 5"	8"



ALUMINIZED OD - OD REDUCER

Reduces larger O.D. pipe to smaller I.D. pipe.

P/N	OD - OD	LENGTH
8904	2" - 1 13/16"	5 3/4"
8908	2 1/8" - 2"	7 1/4"
8657	2 1/4" - 2"	4"
8912	2 1/4" - 2"	5 3/4"
8658	2 1/2" - 2"	9 1/2"
8659	2 1/2" - 2 1/4"	9 1/2"
9648	4" - 3"	8"
9649	5" - 4"	8"
9720	6" - 4"	6"
9650	6" - 5"	8"

REDUCER BUSHINGS



ALUMINIZED SPLIT REDUCER BUSHINGS

Reduces I.D. of a muffler by $\frac{1}{8}$ " without increasing its overall length. Made of 16 gauge steel.

P/N	REDUCES FROM - TO
1A	3" - 2 $\frac{7}{8}$ "
2	2 $\frac{3}{4}$ " - 2 $\frac{5}{8}$ "
3	2 $\frac{5}{8}$ " - 2 $\frac{1}{2}$ "
5	2 $\frac{1}{2}$ " - 2 $\frac{3}{8}$ "
6	2 $\frac{3}{8}$ " - 2 $\frac{1}{4}$ "
7	2 $\frac{1}{4}$ " - 2 $\frac{1}{8}$ "

P/N	REDUCES FROM - TO
8	2 $\frac{1}{8}$ " - 2"
9	2" - 1 $\frac{7}{8}$ "
10	1 $\frac{7}{8}$ " - 1 $\frac{3}{4}$ "
11	1 $\frac{3}{4}$ " - 1 $\frac{5}{8}$ "
12	1 $\frac{5}{8}$ " - 1 $\frac{1}{2}$ "


CONNECTORS



ALUMINIZED ID - ID CONNECTOR

Connects O.D. pipes of the same size.

P/N	ID - ID	LENGTH
8916	1 $\frac{1}{2}$ " - 1 $\frac{1}{2}$ "	4"
23075	1 $\frac{1}{2}$ " - 1 $\frac{1}{2}$ "	18"
8949	1 $\frac{3}{4}$ " - 1 $\frac{3}{4}$ "	4 $\frac{1}{2}$ "
23076	1 $\frac{3}{4}$ " - 1 $\frac{3}{4}$ "	18"
8917	1 $\frac{7}{8}$ " - 1 $\frac{7}{8}$ "	4"
23077	1 $\frac{7}{8}$ " - 1 $\frac{7}{8}$ "	18"
14337	2" - 2"	4"
23078	2" - 2"	18"
8950	2 $\frac{1}{8}$ " - 2 $\frac{1}{8}$ "	4 $\frac{1}{2}$ "
8951	2 $\frac{1}{4}$ " - 2 $\frac{1}{4}$ "	4 $\frac{1}{2}$ "
23079	2 $\frac{1}{4}$ " - 2 $\frac{1}{4}$ "	18"
14338	2 $\frac{1}{2}$ " - 2 $\frac{1}{2}$ "	4"
23080	2 $\frac{1}{2}$ " - 2 $\frac{1}{2}$ "	18"
8980	2 $\frac{3}{4}$ " - 2 $\frac{3}{4}$ "	4"
13025	2 $\frac{3}{4}$ " - 2 $\frac{3}{4}$ "	12"
14339	3" - 3"	4"
14601	3" - 3"	6"
13026	3" - 3"	12"
14340	3 $\frac{1}{2}$ " - 3 $\frac{1}{2}$ "	4"
14602	3 $\frac{1}{2}$ " - 3 $\frac{1}{2}$ "	6"
13027	3 $\frac{1}{2}$ " - 3 $\frac{1}{2}$ "	12"
14341	4" - 4"	4"
14603	4" - 4"	6"
13028	4" - 4"	12"
14605	5" - 5"	6"
8974	6" - 6"	6"



ALUMINIZED ID - OD CONNECTOR

Connects I.D. and O.D. pipes of the same size.

P/N	ID - OD	LENGTH
8662	1 $\frac{1}{2}$ " - 1 $\frac{1}{2}$ "	4 $\frac{7}{8}$ "
13001	1 $\frac{1}{2}$ " - 1 $\frac{1}{2}$ "	12"
23001	1 $\frac{1}{2}$ " - 1 $\frac{1}{2}$ "	18"
23051	1 $\frac{1}{2}$ " - 1 $\frac{1}{2}$ "	24"
33001	1 $\frac{1}{2}$ " - 1 $\frac{1}{2}$ "	36"
13002	1 $\frac{5}{8}$ " - 1 $\frac{5}{8}$ "	12"
23002	1 $\frac{5}{8}$ " - 1 $\frac{5}{8}$ "	18"
8934	1 $\frac{3}{4}$ " - 1 $\frac{3}{4}$ "	4 $\frac{1}{2}$ "
13003	1 $\frac{3}{4}$ " - 1 $\frac{3}{4}$ "	12"
23003	1 $\frac{3}{4}$ " - 1 $\frac{3}{4}$ "	18"
23052	1 $\frac{3}{4}$ " - 1 $\frac{3}{4}$ "	24"
33002	1 $\frac{3}{4}$ " - 1 $\frac{3}{4}$ "	36"
8937	1 $\frac{7}{8}$ " - 1 $\frac{7}{8}$ "	4 $\frac{1}{2}$ "
13004	1 $\frac{7}{8}$ " - 1 $\frac{7}{8}$ "	12"
23004	1 $\frac{7}{8}$ " - 1 $\frac{7}{8}$ "	18"
23053	1 $\frac{7}{8}$ " - 1 $\frac{7}{8}$ "	24"
33003	1 $\frac{7}{8}$ " - 1 $\frac{7}{8}$ "	36"
8933	2" - 2"	5 $\frac{3}{4}$ "
8906	2" - 2"	7 $\frac{1}{4}$ "
13005	2" - 2"	12"
23005	2" - 2"	18"
23054	2" - 2"	24"
33004	2" - 2"	36"
8914	2 $\frac{1}{8}$ " - 2 $\frac{1}{8}$ "	4"
13006	2 $\frac{1}{8}$ " - 2 $\frac{1}{8}$ "	12"
23006	2 $\frac{1}{8}$ " - 2 $\frac{1}{8}$ "	18"
23055	2 $\frac{1}{8}$ " - 2 $\frac{1}{8}$ "	24"
33005	2 $\frac{1}{8}$ " - 2 $\frac{1}{8}$ "	36"

P/N	ID - OD	LENGTH
8939	2 $\frac{1}{4}$ " - 2 $\frac{1}{4}$ "	4 $\frac{1}{2}$ "
8915	2 $\frac{1}{4}$ " - 2 $\frac{1}{4}$ "	9 $\frac{1}{2}$ "
13007	2 $\frac{1}{4}$ " - 2 $\frac{1}{4}$ "	12"
23007	2 $\frac{1}{4}$ " - 2 $\frac{1}{4}$ "	18"
23056	2 $\frac{1}{4}$ " - 2 $\frac{1}{4}$ "	24"
33006	2 $\frac{1}{4}$ " - 2 $\frac{1}{4}$ "	36"
8943	2 $\frac{1}{2}$ " - 2 $\frac{1}{2}$ "	4 $\frac{1}{2}$ "
13008	2 $\frac{1}{2}$ " - 2 $\frac{1}{2}$ "	12"
23008	2 $\frac{1}{2}$ " - 2 $\frac{1}{2}$ "	18"
23057	2 $\frac{1}{2}$ " - 2 $\frac{1}{2}$ "	24"
33007	2 $\frac{1}{2}$ " - 2 $\frac{1}{2}$ "	36"
8975	3" - 3"	6"
13009	3" - 3"	12"
23009	3" - 3"	18"
23058	3" - 3"	24"
33008	3" - 3"	36"
8976	3 $\frac{1}{2}$ " - 3 $\frac{1}{2}$ "	6"
13010	3 $\frac{1}{2}$ " - 3 $\frac{1}{2}$ "	12"
9599	3 $\frac{1}{2}$ " - 3 $\frac{1}{2}$ "	18"
8991	4" - 4"	6"
13011	4" - 4"	12"
23010	4" - 4"	18"
23059	4" - 4"	24"
8978	5" - 5"	6"
13012	5" - 5"	12"
24712	5" - 5"	18"
23060	5" - 5"	24"
8979	6" - 6"	6"

CONNECTORS

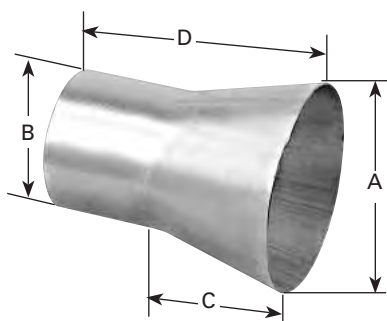


ALUMINIZED OD - OD CONNECTOR

Connects I.D. pipes
of the same size.

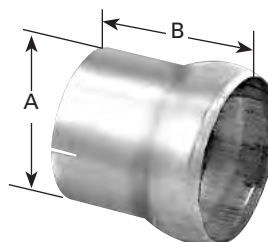
P/N	OD - OD	LENGTH
8907	2" - 2"	5 ¾"
8918	2 ¼" - 2 ¼"	6"
8919	2 ½" - 2 ½"	4 ½"
8970	3" - 3"	6"
8971	3 ½" - 3 ½"	6"
8972	4" - 4"	8"
8973	5" - 5"	8"

ALUMINIZED TILT CAB CONNECTORS TOP



P/N	A	B	C	D
9341	5 ¾" OD	4" OD	2 ½"	7"
9342	6 ¾" OD	5" OD	2 ½"	7 ⅝"

ALUMINIZED TILT CAB CONNECTORS BOTTOM



P/N	A	B
9343	4" ID	4 ½"
9344	5" ID	5 ⅝"

ADAPTERS

THREADED ADAPTERS

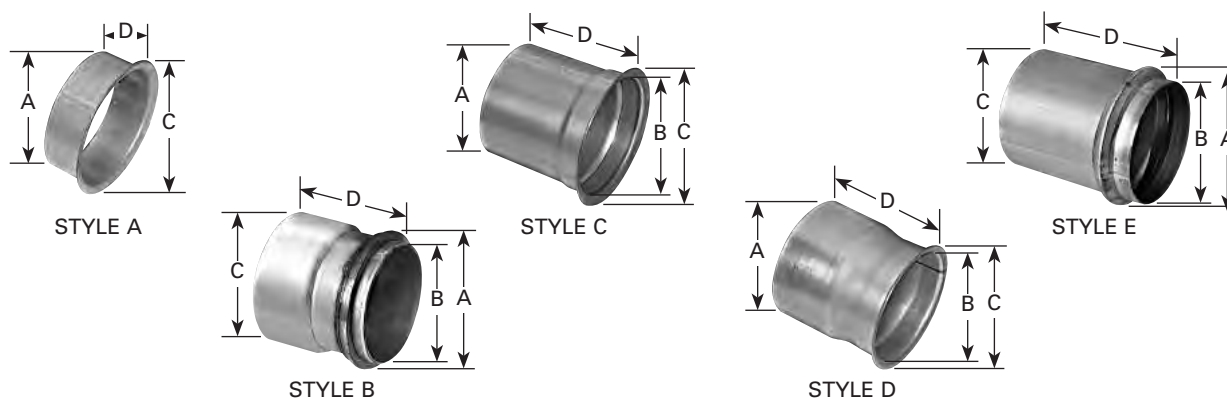


P/N	OD SIZE	THREAD(NPT)	LENGTH
9514	3"	3"	6"
9516	3 ½"	3 ½"	6"
9518	4"	4"	6"

NPT - National Pipe Thread

ADAPTERS

FLARED ADAPTERS



P/N	STYLE	A (O.D.)	B (I.D.)	C (O.D.)	D (LGTH.)	FLARE IN DEG.	APPLICATION	USE W/ V-BAND CLAMP
9706	D	3.977	2.836	3.970	3.482	20		9398
9707	A	2.500	3.345	3.695	1.532	20		9395
9390	A	NA	NA	NA	NA	20	FORD MOTOR CO, DETROIT DIESEL 6V71, 7V73, CUMMINS V555, V902	NA
9470	C	3.005	3.028	3.618	4.181	22	DETROIT DIESEL 6V71	9395
9708	A	3.005	2.869	3.541	3.568	45		NA
9471	C	3.005	3.040	3.775	4.522	45		9395
9479	A	3.183	3.015	3.915	2.200	20	GMC TRUCK/BUS W/ 8.2N	9611
9709	A	3.512	3.385	4.071	4.176	22	CAT 3208T	9611
9710	A	3.350	3.373	4.025	5.018	45	DETROIT DIESEL 6V71	9622
9392	C	3.525	3.505	4.320	6.095	45		9396
9473	C	3.490	3.630	4.165	4.035	22	DETROIT DIESEL 8V-71	9613
9711	C	3.520	3.620	4.270	4.100	22	DETROIT DIESEL 8V-72	9396
9712	C	3.480	3.670	4.212	4.140	22	DETROIT DIESEL 8V-73	9613
9391	A	3.010	2.865	3.905	1.310	20	DETROIT DIESEL 8V92, 4-53	9611
9713	D	3.990	3.605	4.260	4.050	22	DETROIT DIESEL 8V-71	9613
9476	C	NA	NA	NA	NA	22	DETROIT DIESEL 12V71	NA
9472	D	3.960	3.550	4.305	3.868	22	DETROIT DIESEL 8.2N, CUMMINS VT225	9396
9714	C	4.005	3.975	4.500	5.922	45		NA
9474	A	3.950	3.850	4.535	1.810	22	DETROIT DIESEL 6-71, 8.2N, 8.2T, MACK	NA
9475	A	3.985	3.875	4.540	5.170	45	CUMMINS	NA
9715	B	5.13	4.250	4.800	1.940	20	DETROIT DIESEL 8V-71T, 16V-71T, 6V-92T, 8V-92T	NA
9393	A	5.005	4.880	5.475	6.275	45	CUMMINS	NA
9478	A	5.035	4.870	5.720	3.025	22	CATERPILLAR TURBO, CUMMINS TURBO, INTERNATIONAL	9616
9716	A	4.990	4.825	5.572	5.608	20	INTERNATIONAL	NA
9717	A	5.010	4.885	5.845	6.287	20	T-50 TURBO CHARGER	9616
9394	C	NA	NA	NA	NA	45	T-50 TURBO CHARGER	NA
9718	B	5.150	4.215	4.780	2.045	20	DETROIT DIESEL 8V-71T, 16V-71, 6V-92T, 8B-92T, 16V-92T	NA
9719	E	5.658	4.825	4.998	6.168	NA	CUMMINS ENGINES	9615

♣ WITH MACHINED RING

FLEX COUPLING

FEATURES	(VALUE)	(PREMIUM)
	200 STAINLESS	300 STAINLESS
2 Ply Bellows for Max Strength	✓	✓
Seamless Convuluted Inner core to prevent leaks	✓	✓
Reduces Vibration Stress Fatigue	✓	✓
Inner Braid Option Adds Longer Life	✓	✓
Large 3" Diameter for Heavy Duty & Perf. Applications		✓
Longest Life for Maximum Corrosion Protection		✓
Highest Temperature Resistance to Fatigue		✓

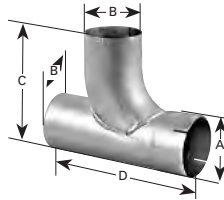
	200 SERIES W/ INNER BRAID	300 SERIES W/O INNER LINER	300 SERIES W/ INNER BRAID	INLET DIAMETER	OVERALL LENGTH	FLEX LENGTH
WITHOUT NIPPLE EXTENSION	FT13404B	8810	8810IB	1.77"	4"	4"
	FT13406B	8811	8811IB	1.77"	6"	6"
	FT13408B	8812	8812IB	1.77"	8"	8"
	FT13410B	8813	8813IB	1.77"	10"	10"
	FT20004B	8814	8814IB	2.02"	4"	4"
	FT20006B	8815	8815IB	2.02"	6"	6"
	FT20008B	8816	8816IB	2.02"	8"	8"
	FT20010B	8817	8817IB	2.02"	10"	10"
	FT22504B	8818	8818IB	2.27"	4"	4"
	FT22506B	8819	8819IB	2.27"	6"	6"
	FT22508B	8820	8820IB	2.27"	8"	8"
	FT22510B	8821	8821IB	2.27"	10"	10"
	FT25004B	8822	8822IB	2.52"	4"	4"
	FT25006B	8823	8823IB	2.52"	6"	6"
	FT25008B	8824	8824IB	2.52"	8"	8"
	FT25010B	8825	8825IB	2.52"	10"	10"
	—	8826	8826IB	3.02"	4"	4"
	—	8827	8827IB	3.02"	6"	6"
	—	8828	8828IB	3.02"	8"	8"
	—	8829	8829IB	3.02"	10"	10"
WITH NIPPLE EXTENSION	FT13404N	8835	8835IB	1.75"	8"	4"
	FT13406N	8836	8836IB	1.75"	10"	6"
	FT13408N	8837	8837IB	1.75"	12"	8"
	FT13410N	8838	8838IB	1.75"	14"	10"
	FT20004N	8839	8839IB	2.00"	8"	4"
	FT20006N	8840	8840IB	2.00"	10"	6"
	FT20008N	8841	8841IB	2.00"	12"	8"
	FT20010N	8842	8842IB	2.00"	14"	10"
	FT22504N	8843	8843IB	2.25"	8"	4"
	FT22506N	8844	8844IB	2.25"	10"	6"
	FT22508N	8845	8845IB	2.25"	12"	8"
	FT22510N	8846	8846IB	2.25"	14"	10"
	FT25004N	8847	8847IB	2.50"	8"	4"
	FT25006N	8848	8848IB	2.50"	10"	6"
	FT25008N	8849	8849IB	2.50"	12"	8"
	FT25010N	8850	8850IB	2.50"	14"	10"
	—	8851	8851IB	3.00"	8"	4"
	—	8852	8852IB	3.00"	10"	6"
	—	8853	8853IB	3.00"	12"	8"
	—	8854	8854IB	3.00"	14"	10"



- ✓ *Complete Coverage*
- ✓ *Available with or without Expandable Nipple Extensions*
- ✓ *Available with Inner Braid*

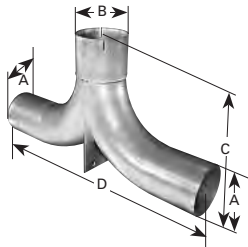
Y-PIPES & TUBING

CONVENTIONAL "Y" PIPE



P/N	A	B	C	D
92698	4" ID	3" OD	8 1/2"	14"
92678	4" ID	3 1/2" OD	11"	15"
92679	4" ID	4" OD	9"	14"
92689	5" ID	5" OD	10 1/2"	15"

SPLITTER "T" ADAPTER PIPE




P/N WITHOUT BRACKET	P/N WITH BRACKET	A	B	C	D
92695	—	4" OD	4" ID	12"	20"
—	92673	4" OD	4" ID	11 1/4"	16"
—	92674	5" OD	5" ID	14"	25"
92696	—	5" OD	5" OD	11"	19"
92697	—	5" OD	5" ID	13 1/2"	22"

UNIVERSAL ALUMINIZED Y-PIPES

UNIVERSAL ALUMINIZED Y-PIPES

P/N	INLET SIZE	OUTLET SIZE	OVERALL SIZE
AVY225	2 1/4" I.D.	2 1/4" O.D.	12"
AVY250	2 1/2" I.D.	2 1/2" O.D.	12"



UNIVERSAL ALUMINIZED Y-PIPES

P/N	INLET SIZE	OUTLET SIZE	OVERALL SIZE
AY175	1 3/4" I.D.	1 3/4" O.D.	12 1/2"
AY200	2" I.D.	2" O.D.	12 1/2"
AY225	2 1/4" I.D.	2 1/4" O.D.	12 1/2"
AY250	2 1/2" I.D.	2 1/2" O.D.	13"
AY300	3" I.D.	2 1/2" O.D.	13"



FLANGES & GASKETS

CONVERSION FLANGE AND TUBE



9524 Tube
9569 Flange (Sold Separately)



9586

P/N	SIZE	DESCRIPTION
9524	3"	TUBE
9569	3"	FLANGE
9586	4"	FLANGE 4" NH CUMMINS

SINGLE PIECE INSERTS WITH GASKET



9588



8699




9259

P/N	DESCRIPTION
9588	CHEVROLET/GMC TILTMASER, ISUZU NPR SERIES w/4BD1-T TURBO DIESEL ENGINE
9260	CHEVROLET/GMC MED TRUCK/BUS w/ 366, 427 ENG.
8698	INTERNATIONAL MED TRUCK/BUS w/ V392 ENG.
8699	INTERNATIONAL MED TRUCK/BUS w/ V304, V345 ENG.
9259	CHEVROLET/GMC MED TRUCK BUS w/ 350 ENG.


FLEXIBLE TUBING

PRE-CUT FLEX HOSE STYLE ID-ID



P/N STAINLESS	P/N ALUMINIZED	P/N GALVANIZED	LGTH.
3" DIA			
24675	—	24752	18"
—	—	24930	24"
—	—	34826	36"
3½" DIA			
24676	—	24753	18"
—	—	24849	24"
—	—	34785	36"
4" DIA			
14739	—	14738	12"
24677	24931	24754	18"
24836	—	24835	24"
34673	—	34743	36"
—	—	44786	48"
64791	64812	64793	72"
5" DIA			
14737	—	14740	12"
24678	24933	24755	18"
24838	—	24837	24"
34674	—	34744	36"
44867	—	54831	48"
64792	64813	64794	72"

PRE-CUT FLEX HOSE STYLE ID-OD



P/N STAINLESS	P/N GALVANIZED	LGTH.
3" DIA		
—	24674	18"
3½" DIA		
—	24935	18"
4" DIA		
—	24654	18"
5" DIA		
—	24936	18"

STAINLESS STEEL BELLOWS PIPE



P/N	DIA	LGTH.
9726	3"	12"
9727	3½"	12"
9728	4"	12"
9729	5"	12"

FLEX CONNECTORS



P/N	OAL	INLET DIA	OUTLET DIA	USE CLAMP #
8981	8¼"	4¾" OD x 20 DEG FLARE	4¾" OD x 20 DEG FLARE	9399(2)
18106	8"	4" ID	4" ID	B400(2)

FLEXIBLE TUBING

PROCEDURE FOR CUTTING FLEXIBLE TUBING

NOTE: Flexible tubing coils are in a contracted state. Before cutting, anchor one end and pull and/or snap the coil to bring it back to its proper length.

HACKSAW: (For less frequent cutting)

WIDTH: ½" or ¾"

TEETH: A no set blade is preferred, although it is usually hard to find locally - 14 tooth or finer.

BANDSAW: (For less frequent cutting)

WIDTH: ½" or ¾"

TEETH: A no set blade - 14 tooth, run at 350 feet per minute.

A bi-metal blade gives more cuts per dollar than an ordinary carbon steel blade.
Lenox seems to be the best blade for our applications.



FLEX TUBING 10 FOOT LENGTHS

P/N STAINLESS STANDARD THICKNESS	P/N ALUMINIZED HEAVY DUTY THICKNESS	P/N GALVANIZED HEAVY DUTY THICKNESS	ID
8883	—	8984	2"
8855	—	—	2 ¼"
8884	8858	8985	2 ½"
8885	8859	8986	3"
8886	8876	8987	3 ½"
8887	8856	8988	4"
8888	8857	8989	5"
8895	—	8990	6"
—	—	8893	8"
—	—	8894	10"



FLEX TUBING 25 FOOT LENGTHS

P/N STAINLESS STANDARD THICKNESS	P/N GALVANIZED STANDARD THICKNESS	P/N GALVANIZED HEAVY DUTY THICKNESS	ID
—	8860	—	1"
—	8861	—	1 ⅛"
—	8862	—	1 ¼"
—	8863	—	1 ⅜"
—	8864	—	1 ½"
—	8865	—	1 ⅝"
—	8866	—	1 ¾"
—	8867	—	1 ⅞"
—	8868	—	2"
—	8869	—	2 ⅛"
—	8870	—	2 ¼"
—	8872	—	2 ½"
8982	8875	8880	3"
8983	—	8881	3 ½"
8878	—	8882	4"
8879	—	8877	5"
8899	—	8898	6"

STRAIGHT TUBING ALUMINIZED

- Manufactured from Aluminum Killed Deep Drawing Quality Steel - Prevents Splits and Wrinkles
- Re-aluminized Weld Seam - Better Appearance and Helps Prevent Corrosion
- All the Necessary Diameters, Lengths and Gauges For Your Bending Needs



STRAIGHT TUBING

PART NO.	O.D.	GAUGE	LENGTH
BENDABLE ALUMINIZED TUBING			
112A1016	1 ½"	16	10'
112A7516	1 ½"	16	7.5'
134A1016	1 ¾"	16	10'
134A7516	1 ¾"	16	7.5'
178A7516	1 ⅞"	16	7.5'
178A1016	1 ⅞"	16	10'
200A1014	2"	14	10'
200A1016	2"	16	10'
200A7514	2"	14	7.5'
200A7516	2"	16	7.5'
212A1014	2 ½"	14	10'
212A7514	2 ½"	14	7.5'
214A1014	2 ¼"	14	10'
214A7514	2 ¼"	14	7.5'
234A1014	2 ¾"	14	10'
300A1014	3"	14	10'
300A7514	3"	14	7.5'
300A1013	3"	13	10'
300A7513	3"	13	7.5'
312A1014	3 ½"	14	10'
312A1016	3 ½"	16	10'

PART NO.	O.D.	GAUGE	LENGTH
BENDABLE ALUMINIZED TUBING			
312A7516	3 ½"	16	7.5'
400A1014	4"	14	10'
400A1016	4"	16	10'
400A7516	4"	16	7.5'
400A1414	4"	14	14'
412A1016	4 ½"	16	10'
500A1016	5"	16	10'
512A1016	5 ½"	16	10'
600A1016	6"	16	10'
800A1016	8"	16	10'

PART NO.	O.D.	GAUGE	LENGTH
BENDABLE 409 STAINLESS TUBING			
200S1016	2"	16	10'
214S1014	2 ¼"	14	10'
212S1014	2 ½"	14	10'
300S1014	3"	14	10'
600S1016	6"	16	10'


PART NO.	O.D.	GAUGE	LENGTH
304 STAINLESS STEEL TUBING (NON-BENDABLE)			
312S1016	3 ½"	16	10'
400S1016	4"	16	10'
500S1016	5"	16	10'

PART NO.	O.D.	GAUGE	LENGTH
COLD ROLLED STEEL			
400C1016	4"	16	10'
500C1016	5"	16	10'
600C1016	6"	16	10'

PART NO.	SIZE	LENGTH
ALUMINIZED STEEL TUBING (ONE END SWAGED & SLOTTED, OTHER END-O.D.)		
923120	3"	10'
924120	4"	10'
925120	5"	10'

TOOLS

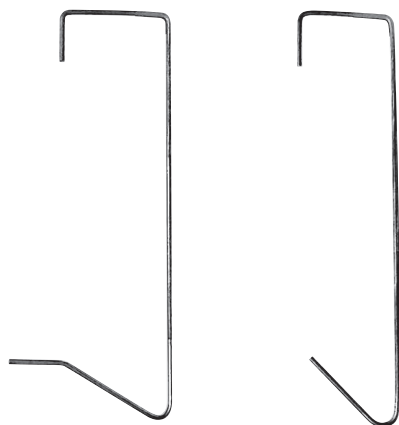
CUT OFF WHEELS



Part No. UP1150

(Three replacement cutting wheels)

PIPE HOOKS



Part No. FPH51 – (1 ½" to 2 ½" Dia.)
Foreign car pipe hooks.

Part No. PH450 – (2 ¾" to 4" Dia.)
H.D. pipe hooks.

Part No. PH50 – (1 ½" to 2 ½" Dia.)
Pipe hooks.

Part No. PH550 – (5" to 6" Dia.)
H.D. pipe hooks.

ACCESSORIES

Part No. BB1 – Bin Box

Part No. BB2 – Bin Box

Part No. AP2025 – Gasket/Flange Board

Part No. GC1 – Gasket Cards

MUFFLER CEMENT



Part No. T27 – 16oz.

This high-performance muffler cement applies like putty but dries metal hard. Available in cases of 12 only.



NOTES



NOTES



NOTES



NOTES



NOTES



Your One Source Exhaust Supplier

Formerly



ACPN



AAIA
Automotive Aftermarket
Industry Association



ShowMeTheParts

www.showmetheparts.com/apExhaust

RECOGNIZED AP EXHAUST TECHNOLOGIES BRANDS



XLERATOR
PERFORMANCE EXHAUST

IMCO
exhaust

CATCO
CATALYTIC CONVERTERS

EASTERN
CATALYTIC

ANSA
IMPORT EXHAUST

CHERRY BOMB

TRUCKEX
FLEET EXHAUST

AP
HEAVY DUTY

silverline
performance exhaust

Goldsboro, NC



Distributed By:



apexhaust.com

FOR TECHNICAL SUPPORT:

Toll Free: 1.800.277.2787

Email: tech.line@apemissions.com

8 am - 5 pm, Monday through Friday

©2016 AP Exhaust Technologies, Inc.

300 Dixie Trail
Goldsboro, NC 27530
P. 919.580.2000
F. 919.580.2010



All Rights Reserved

Printed in USA